

## [MS-RRASM-Diff]:

# Routing and Remote Access Server (RRAS) Management Protocol

---

Intellectual Property Rights Notice for Open Specifications Documentation

- **Technical Documentation.** Microsoft publishes Open Specifications documentation (“this documentation”) for protocols, file formats, data portability, computer languages, and standards support. Additionally, overview documents cover inter-protocol relationships and interactions.
- **Copyrights.** This documentation is covered by Microsoft copyrights. Regardless of any other terms that are contained in the terms of use for the Microsoft website that hosts this documentation, you can make copies of it in order to develop implementations of the technologies that are described in this documentation and can distribute portions of it in your implementations that use these technologies or in your documentation as necessary to properly document the implementation. You can also distribute in your implementation, with or without modification, any schemas, IDLs, or code samples that are included in the documentation. This permission also applies to any documents that are referenced in the Open Specifications documentation.
- **No Trade Secrets.** Microsoft does not claim any trade secret rights in this documentation.
- **Patents.** Microsoft has patents that might cover your implementations of the technologies described in the Open Specifications documentation. Neither this notice nor Microsoft's delivery of this documentation grants any licenses under those patents or any other Microsoft patents. However, a given Open Specifications document might be covered by the Microsoft [Open Specifications Promise](#) or the [Microsoft Community Promise](#). If you would prefer a written license, or if the technologies described in this documentation are not covered by the Open Specifications Promise or Community Promise, as applicable, patent licenses are available by contacting [iplg@microsoft.com](mailto:iplg@microsoft.com).
- **License Programs.** To see all of the protocols in scope under a specific license program and the associated patents, visit the [Patent Map](#).
- **Trademarks.** The names of companies and products contained in this documentation might be covered by trademarks or similar intellectual property rights. This notice does not grant any licenses under those rights. For a list of Microsoft trademarks, visit [www.microsoft.com/trademarks](http://www.microsoft.com/trademarks).
- **Fictitious Names.** The example companies, organizations, products, domain names, email addresses, logos, people, places, and events that are depicted in this documentation are fictitious. No association with any real company, organization, product, domain name, email address, logo, person, place, or event is intended or should be inferred.

**Reservation of Rights.** All other rights are reserved, and this notice does not grant any rights other than as specifically described above, whether by implication, estoppel, or otherwise.

**Tools.** The Open Specifications documentation does not require the use of Microsoft programming tools or programming environments in order for you to develop an implementation. If you have access to Microsoft programming tools and environments, you are free to take advantage of them. Certain Open Specifications documents are intended for use in conjunction with publicly available standards specifications and network programming art and, as such, assume that the reader either is familiar with the aforementioned material or has immediate access to it.

**Support.** For questions and support, please contact [dochelp@microsoft.com](mailto:dochelp@microsoft.com).

## Revision Summary

Date	Revision History	Revision Class	Comments
6/20/2008	0.01	New	Version 0.01 release
7/25/2008	0.01.1	Editorial	Changed language and formatting in the technical content.
8/29/2008	0.2	Minor	Clarified the meaning of the technical content.
10/24/2008	0.2.1	Editorial	Changed language and formatting in the technical content.
12/5/2008	1.0	Major	Updated and revised the technical content.
1/16/2009	2.0	Major	Updated and revised the technical content.
2/27/2009	3.0	Major	Updated and revised the technical content.
4/10/2009	3.0.1	Editorial	Changed language and formatting in the technical content.
5/22/2009	4.0	Major	Updated and revised the technical content.
7/2/2009	5.0	Major	Updated and revised the technical content.
8/14/2009	6.0	Major	Updated and revised the technical content.
9/25/2009	7.0	Major	Updated and revised the technical content.
11/6/2009	7.0.1	Editorial	Changed language and formatting in the technical content.
12/18/2009	7.0.2	Editorial	Changed language and formatting in the technical content.
1/29/2010	8.0	Major	Updated and revised the technical content.
3/12/2010	9.0	Major	Updated and revised the technical content.
4/23/2010	10.0	Major	Updated and revised the technical content.
6/4/2010	11.0	Major	Updated and revised the technical content.
7/16/2010	12.0	Major	Updated and revised the technical content.
8/27/2010	13.0	Major	Updated and revised the technical content.
10/8/2010	13.0	None	No changes to the meaning, language, or formatting of the technical content.
11/19/2010	13.0	None	No changes to the meaning, language, or formatting of the technical content.
1/7/2011	14.0	Major	Updated and revised the technical content.
2/11/2011	14.0	None	No changes to the meaning, language, or formatting of the technical content.
3/25/2011	14.1	Minor	Clarified the meaning of the technical content.
5/6/2011	14.1	None	No changes to the meaning, language, or formatting of the technical content.
6/17/2011	14.2	Minor	Clarified the meaning of the technical content.
9/23/2011	15.0	Major	Updated and revised the technical content.

<b>Date</b>	<b>Revision History</b>	<b>Revision Class</b>	<b>Comments</b>
12/16/2011	16.0	Major	Updated and revised the technical content.
3/30/2012	16.0	None	No changes to the meaning, language, or formatting of the technical content.
7/12/2012	16.1	Minor	Clarified the meaning of the technical content.
10/25/2012	17.0	Major	Updated and revised the technical content.
1/31/2013	17.0	None	No changes to the meaning, language, or formatting of the technical content.
8/8/2013	18.0	Major	Updated and revised the technical content.
11/14/2013	19.0	Major	Updated and revised the technical content.
2/13/2014	19.0	None	No changes to the meaning, language, or formatting of the technical content.
5/15/2014	19.0	None	No changes to the meaning, language, or formatting of the technical content.
6/30/2015	20.0	Major	Significantly changed the technical content.
10/16/2015	20.0	None	No changes to the meaning, language, or formatting of the technical content.
7/14/2016	21.0	Major	Significantly changed the technical content.
6/1/2017	21.0	None	No changes to the meaning, language, or formatting of the technical content.
9/15/2017	22.0	Major	Significantly changed the technical content.
12/1/2017	22.0	None	No changes to the meaning, language, or formatting of the technical content.
9/12/2018	23.0	Major	Significantly changed the technical content.

# Table of Contents

<b>1</b>	<b>(Updated Section) Introduction</b>	<b>18</b>
1.1	(Updated Section) Glossary	18
1.2	References	26
1.2.1	Normative References	26
1.2.2	Informative References	29
1.3	(Updated Section) Overview	30
1.3.1	(Updated Section) Interface Object	33
1.3.2	(Updated Section) Transport Object	33
1.3.3	Management Information Base (MIB)	34
1.3.4	(Updated Section) Ports Object	34
1.3.5	(Updated Section) Connection Object	35
1.4	Relationship to Other Protocols	35
1.5	Prerequisites/Preconditions	35
1.6	Applicability Statement	36
1.7	Versioning and Capability Negotiation	36
1.8	Vendor-Extensible Fields	36
1.9	(Updated Section) Standards Assignments	36
<b>2</b>	<b>(Updated Section) Messages</b>	<b>38</b>
2.1	(Updated Section) Transport	38
2.1.1	(Updated Section) DIMSVC Security Settings	38
2.1.1.1	(Updated Section) Server Security Settings	38
2.1.1.2	(Updated Section) Client Security Settings	38
2.1.2	(Updated Section) Rasrpc Security Settings	39
2.1.2.1	(Updated Section) Server Security Settings	39
2.1.2.2	(Updated Section) Client Security Settings	39
2.1.3	Remras Security Settings	39
2.2	(Updated Section) Common Data Types	39
2.2.1	RRASM RPC Common Messages	40
2.2.1.1	(Updated Section) Data Types, Enumerations, and Constants	40
2.2.1.1.1	ROUTER_INTERFACE_TYPE	40
2.2.1.1.2	(Updated Section) ROUTER_CONNECTION_STATE	40
2.2.1.1.3	RAS_QUARANTINE_STATE	41
2.2.1.1.4	RAS_PORT_CONDITION	41
2.2.1.1.5	RAS_HARDWARE_CONDITION	42
2.2.1.1.6	DIM_HANDLE	42
2.2.1.1.7	FORWARD_ACTION	42
2.2.1.1.8	MIB_IPFORWARD_TYPE	42
2.2.1.1.9	MIB_IPFORWARD_PROTO	43
2.2.1.1.10	MIB_IPSTATS_FORWARDING	44
2.2.1.1.11	MIB_TCP_STATE	44
2.2.1.1.12	TCP_RTO_ALGORITHM	45
2.2.1.1.13	IP_NAT_DIRECTION	45
2.2.1.1.14	(Updated Section) OSPF_PARAM_TYPE	46
2.2.1.1.15	OSPF_FILTER_ACTION	46
2.2.1.1.16	RASDEVICETYPE	47
2.2.1.1.17	RASMAN_STATUS	48
2.2.1.1.18	ReqTypes	48
2.2.1.1.19	RASMAN_STATE	49
2.2.1.1.20	RASMAN_DISCONNECT_TYPE	49
2.2.1.1.21	(Updated Section) RASMAN_USAGE	49
2.2.1.1.22	BGP_POLICY_DIRECTION	50
2.2.1.1.23	BGP_POLICY_TYPE	50
2.2.1.1.24	BGP_PEERING_OP_MODE	51
2.2.1.2	(Updated Section) Structures	51

2.2.1.2.1	DIM_INFORMATION_CONTAINER .....	51
2.2.1.2.2	(Updated Section) DIM_INTERFACE_CONTAINER.....	52
2.2.1.2.3	RTR_INFO_BLOCK_HEADER.....	53
2.2.1.2.4	RTR_TOC_ENTRY.....	54
2.2.1.2.5	(Updated Section) FILTER_DESCRIPTOR.....	58
2.2.1.2.6	(Updated Section) FILTER_INFO .....	59
2.2.1.2.7	FILTER_DESCRIPTOR_V6 .....	60
2.2.1.2.8	(Updated Section) FILTER_INFO_V6 .....	61
2.2.1.2.9	GLOBAL_INFO.....	62
2.2.1.2.10	IN6_ADDR.....	63
2.2.1.2.11	(Updated Section) INTERFACE_ROUTE_INFO .....	63
2.2.1.2.12	(Updated Section) PRIORITY_INFO .....	66
2.2.1.2.13	(Updated Section) PROTOCOL_METRIC .....	66
2.2.1.2.14	(Updated Section) RTR_DISC_INFO .....	66
2.2.1.2.15	(Updated Section) MCAST_HBEAT_INFO.....	67
2.2.1.2.16	MIB_MCAST_LIMIT_ROW 1.....	68
2.2.1.2.17	IPINIP_CONFIG_INFO .....	68
2.2.1.2.18	INTERFACE_STATUS_INFO .....	69
2.2.1.2.19	DIM_MIB_ENTRY_CONTAINER .....	69
2.2.1.2.20	(Updated Section) MIB_IPDESTROW .....	70
2.2.1.2.21	MIB_IPDESTTABLE .....	71
2.2.1.2.22	MIB_ROUTESTATE .....	71
2.2.1.2.23	MIB_BEST_IF.....	71
2.2.1.2.24	MIB_BOUNDARYROW.....	72
2.2.1.2.25	(Updated Section) MIB_ICMP .....	72
2.2.1.2.26	(Updated Section) MIBICMPINFO.....	72
2.2.1.2.27	(Updated Section) MIBICMPSTATS.....	73
2.2.1.2.28	MIB_IFNUMBER.....	74
2.2.1.2.29	(Updated Section) MIB_IFROW.....	74
2.2.1.2.30	(Updated Section) MIB_IFSTATUS .....	76
2.2.1.2.31	(Updated Section) MIB_IFTABLE.....	77
2.2.1.2.32	MIB_IPADDRROW.....	77
2.2.1.2.33	MIB_IPADDRTABLE.....	78
2.2.1.2.34	MIB_IPFORWARDNUMBER .....	79
2.2.1.2.35	MIB_IPFORWARDROW .....	79
2.2.1.2.36	(Updated Section) MIB_IPFORWARDTABLE .....	80
2.2.1.2.37	(Updated Section) MIB_IPMCAST_BOUNDARY.....	81
2.2.1.2.38	(Updated Section) MIB_IPMCAST_BOUNDARY_TABLE .....	82
2.2.1.2.39	MIB_IPMCAST_GLOBAL.....	82
2.2.1.2.40	MIB_IPMCAST_IF_ENTRY .....	82
2.2.1.2.41	MIB_IPMCAST_IF_TABLE.....	83
2.2.1.2.42	(Updated Section) MIB_IPMCAST_MFE .....	83
2.2.1.2.43	(Updated Section) MIB_IPMCAST_OIF .....	84
2.2.1.2.44	(Updated Section) MIB_IPMCAST_MFE_STATS .....	84
2.2.1.2.45	(Updated Section) MIB_IPMCAST_OIF_STATS .....	86
2.2.1.2.46	(Updated Section) MIB_IPMCAST_SCOPE .....	87
2.2.1.2.47	MIB_IPNETROW .....	88
2.2.1.2.48	MIB_IPNETTABLE .....	88
2.2.1.2.49	MIB_IPSTATS.....	88
2.2.1.2.50	(Updated Section) MIB_MCAST_LIMIT_ROW 2 .....	90
2.2.1.2.51	MIB_MFE_STATS_TABLE .....	91
2.2.1.2.52	MIB_MFE_TABLE .....	91
2.2.1.2.53	(Updated Section) MIB_OPAQUE_INFO.....	91
2.2.1.2.54	(Updated Section) MIB_OPAQUE_QUERY .....	94
2.2.1.2.55	MIB_PROXYARP.....	99
2.2.1.2.56	(Updated Section) MIB_TCPROW .....	99
2.2.1.2.57	MIB_TCPSTATS .....	100
2.2.1.2.58	MIB_TCPTABLE .....	101

2.2.1.2.59	MIB_UDPROW .....	101
2.2.1.2.60	MIB_UDPSTATS.....	102
2.2.1.2.61	MIB_UDPTABLE.....	102
2.2.1.2.62	MPR_SERVER_0 .....	102
2.2.1.2.63	MPR_SERVER_1 .....	103
2.2.1.2.64	MPR_SERVER_2 .....	104
2.2.1.2.65	(Updated Section) PPP_NBFCP_INFO.....	105
2.2.1.2.66	(Updated Section) PPP_IPCP_INFO .....	105
2.2.1.2.67	(Updated Section) PPP_IPCP_INFO2 .....	105
2.2.1.2.68	(Updated Section) PPP_IPXCP_INFO .....	106
2.2.1.2.69	(Updated Section) PPP_IPV6_CP_INFO .....	106
2.2.1.2.70	(Updated Section) PPP_ATCP_INFO.....	107
2.2.1.2.71	(Updated Section) PPP_CCP_INFO .....	107
2.2.1.2.72	(Updated Section) PPP_LCP_INFO.....	109
2.2.1.2.73	PPP_INFO .....	111
2.2.1.2.74	PPP_INFO_2 .....	112
2.2.1.2.75	PPP_INFO_3 .....	112
2.2.1.2.76	RASI_PORT_0 .....	113
2.2.1.2.77	RASI_PORT_1 .....	114
2.2.1.2.78	(Updated Section) RASI_CONNECTION_0 .....	115
2.2.1.2.79	RASI_CONNECTION_1 .....	116
2.2.1.2.80	RASI_CONNECTION_2 .....	117
2.2.1.2.81	(Updated Section) RASI_CONNECTION_3 .....	118
2.2.1.2.82	MPRI_INTERFACE_0 .....	118
2.2.1.2.83	(Updated Section) MPRI_INTERFACE_1 .....	120
2.2.1.2.84	(Updated Section) MPRI_INTERFACE_2 .....	121
2.2.1.2.85	(Updated Section) MPRI_INTERFACE_3 .....	129
2.2.1.2.86	MPR_DEVICE_0 .....	136
2.2.1.2.87	MPR_DEVICE_1 .....	136
2.2.1.2.88	(Updated Section) MPR_CREDENTIALSEX_1.....	137
2.2.1.2.89	IFFILTER_INFO .....	137
2.2.1.2.90	MPR_FILTER_0.....	138
2.2.1.2.91	IPX_GLOBAL_INFO .....	138
2.2.1.2.92	IPX_IF_INFO.....	138
2.2.1.2.93	IPXWAN_IF_INFO .....	139
2.2.1.2.94	IPX_STATIC_ROUTE_INFO.....	139
2.2.1.2.95	IPX_STATIC_SERVICE_INFO .....	140
2.2.1.2.96	IPX_STATIC_NETBIOS_NAME_INFO .....	140
2.2.1.2.97	IPX_ADAPTER_INFO .....	141
2.2.1.2.98	IPX_TRAFFIC_FILTER_GLOBAL_INFO .....	141
2.2.1.2.99	(Updated Section) IPX_TRAFFIC_FILTER_INFO.....	142
2.2.1.2.100	IF_TABLE_INDEX.....	143
2.2.1.2.101	ROUTING_TABLE_INDEX .....	144
2.2.1.2.102	STATIC_ROUTES_TABLE_INDEX.....	144
2.2.1.2.103	SERVICES_TABLE_INDEX .....	144
2.2.1.2.104	STATIC_SERVICES_TABLE_INDEX .....	145
2.2.1.2.105	IPX_MIB_INDEX .....	145
2.2.1.2.106	(Updated Section) IPX_MIB_GET_INPUT_DATA .....	146
2.2.1.2.107	IPXMIB_BASE .....	146
2.2.1.2.108	IPX_IF_STATS.....	147
2.2.1.2.109	(Updated Section) IPX_INTERFACE .....	148
2.2.1.2.110	(Updated Section) IPX_ROUTE .....	151
2.2.1.2.111	IPX_MIB_ROW .....	152
2.2.1.2.112	IPX_MIB_SET_INPUT_DATA .....	152
2.2.1.2.113	SAP_SERVICE_FILTER_INFO.....	153
2.2.1.2.114	SAP_IF_FILTERS .....	153
2.2.1.2.115	SAP_IF_CONFIG.....	154
2.2.1.2.116	SAP_MIB_BASE.....	154

2.2.1.2.117	SAP_IF_STATS	155
2.2.1.2.118	(Updated Section) SAP_INTERFACE	156
2.2.1.2.119	SAP_MIB_GET_INPUT_DATA	156
2.2.1.2.120	SAP_MIB_SET_INPUT_DATA	156
2.2.1.2.121	IPX_SERVICE	157
2.2.1.2.122	SAP_IF_INFO	157
2.2.1.2.123	RIPMIB_BASE	158
2.2.1.2.124	RIP_IF_STATS	158
2.2.1.2.125	RIP_INTERFACE	159
2.2.1.2.126	RIP_MIB_GET_INPUT_DATA	159
2.2.1.2.127	RIP_MIB_SET_INPUT_DATA	160
2.2.1.2.128	EAPTLS_HASH	160
2.2.1.2.129	(Updated Section) EAPTLS_USER_PROPERTIES	160
2.2.1.2.130	MPRAPI_OBJECT_HEADER_IDL	161
2.2.1.2.131	(Updated Section) PPP_PROJECTION_INFO_1	163
2.2.1.2.132	(Updated Section) IKEV2_PROJECTION_INFO_1	167
2.2.1.2.133	PROJECTION_INFO_IDL_1	168
2.2.1.2.134	RAS_CONNECTION_EX_1_IDL	168
2.2.1.2.135	RAS_CONNECTION_EX_IDL	171
2.2.1.2.136	CERT_BLOB_1	171
2.2.1.2.137	IKEV2_TUNNEL_CONFIG_PARAMS_1	171
2.2.1.2.138	IKEV2_CONFIG_PARAMS_1	172
2.2.1.2.139	(Updated Section) PPTP_CONFIG_PARAMS_1	173
2.2.1.2.140	(Updated Section) L2TP_CONFIG_PARAMS_1	173
2.2.1.2.141	SSTP_CERT_INFO_1	174
2.2.1.2.142	SSTP_CONFIG_PARAMS_1	174
2.2.1.2.143	MPR_SERVER_EX_1	175
2.2.1.2.144	MPR_SERVER_EX_IDL	175
2.2.1.2.145	MPRAPI_TUNNEL_CONFIG_PARAMS_1	176
2.2.1.2.146	MPR_SERVER_SET_CONFIG_EX_1	176
2.2.1.2.147	MPR_SERVER_SET_CONFIG_EX_IDL	177
2.2.1.2.148	RAS_UPDATE_CONNECTION_1_IDL	177
2.2.1.2.149	RAS_UPDATE_CONNECTION_IDL	177
2.2.1.2.150	IPBOOTP_GLOBAL_CONFIG	178
2.2.1.2.151	(Updated Section) IPBOOTP_IF_CONFIG	178
2.2.1.2.152	(Updated Section) IPBOOTP_MIB_GET_INPUT_DATA	179
2.2.1.2.153	(Updated Section) IPBOOTP_MIB_GET_OUTPUT_DATA	180
2.2.1.2.154	IPBOOTP_IF_STATS	180
2.2.1.2.155	(Updated Section) IPBOOTP_IF_BINDING	181
2.2.1.2.156	IPBOOTP_IP_ADDRESS	182
2.2.1.2.157	(Updated Section) DHCPV6R_MIB_GET_OUTPUT_DATA	182
2.2.1.2.158	DHCPV6R_GLOBAL_CONFIG	182
2.2.1.2.159	(Updated Section) DHCPV6R_IF_STATS	183
2.2.1.2.160	(Updated Section) DHCPV6R_IF_CONFIG	184
2.2.1.2.161	(Updated Section) DHCPV6R_MIB_GET_INPUT_DATA	185
2.2.1.2.162	(Updated Section) IPRIP_MIB_GET_INPUT_DATA	185
2.2.1.2.163	(Updated Section) IPRIP_MIB_GET_OUTPUT_DATA	186
2.2.1.2.164	IPRIP_GLOBAL_STATS	187
2.2.1.2.165	(Updated Section) IPRIP_GLOBAL_CONFIG	187
2.2.1.2.166	IPRIP_IF_STATS	188
2.2.1.2.167	(Updated Section) IPRIP_IF_CONFIG	189
2.2.1.2.168	IPRIP_ROUTE_FILTER	194
2.2.1.2.169	IPRIP_IF_BINDING	194
2.2.1.2.170	IPRIP_IP_ADDRESS	194
2.2.1.2.171	IPRIP_PEER_STATS	195
2.2.1.2.172	(Updated Section) IGMP_MIB_GET_INPUT_DATA	195
2.2.1.2.173	IGMP_MIB_GET_OUTPUT_DATA	196
2.2.1.2.174	(Updated Section) IGMP_MIB_GLOBAL_CONFIG	198

2.2.1.2.175	(Updated Section) IGMP_MIB_IF_CONFIG .....	199
2.2.1.2.176	(Updated Section) IGMP_MIB_IF_GROUPS_LIST.....	201
2.2.1.2.177	(Updated Section) IGMP_MIB_GROUP_INFO .....	202
2.2.1.2.178	(Updated Section) IGMP_MIB_IF_STATS .....	203
2.2.1.2.179	IGMP_MIB_GROUP_IFS_LIST .....	205
2.2.1.2.180	IGMP_MIB_GROUP_INFO_V3 .....	206
2.2.1.2.181	INTERFACE_ROUTE_ENTRY.....	207
2.2.1.2.182	IP_NAT_MIB_QUERY .....	207
2.2.1.2.183	IP_NAT_ENUMERATE_SESSION_MAPPINGS .....	208
2.2.1.2.184	IP_NAT_SESSION_MAPPING .....	208
2.2.1.2.185	IP_NAT_INTERFACE_STATISTICS .....	210
2.2.1.2.186	(Updated Section) IP_DNS_PROXY_MIB_QUERY .....	210
2.2.1.2.187	IP_DNS_PROXY_STATISTICS .....	211
2.2.1.2.188	(Updated Section) IP_AUTO_DHCP_MIB_QUERY .....	211
2.2.1.2.189	IP_AUTO_DHCP_STATISTICS .....	211
2.2.1.2.190	(Updated Section) MIB_DA_MSG .....	212
2.2.1.2.191	(Updated Section) IP_AUTO_DHCP_GLOBAL_INFO .....	215
2.2.1.2.192	IP_AUTO_DHCP_INTERFACE_INFO .....	216
2.2.1.2.193	(Updated Section) IP_DNS_PROXY_GLOBAL_INFO.....	217
2.2.1.2.194	(Updated Section) IP_DNS_PROXY_INTERFACE_INFO .....	218
2.2.1.2.195	IP_NAT_GLOBAL_INFO.....	218
2.2.1.2.196	IP_NAT_TIMEOUT .....	219
2.2.1.2.197	IP_NAT_INTERFACE_INFO .....	219
2.2.1.2.198	IP_NAT_ADDRESS_RANGE .....	221
2.2.1.2.199	IP_NAT_PORT_MAPPING .....	221
2.2.1.2.200	IP_NAT_ADDRESS_MAPPING .....	222
2.2.1.2.201	IP_ALG_GLOBAL_INFO .....	222
2.2.1.2.202	RIP_GLOBAL_INFO .....	223
2.2.1.2.203	RIP_ROUTE_FILTER_INFO .....	223
2.2.1.2.204	RIP_IF_FILTERS .....	223
2.2.1.2.205	(Updated Section) RIP_IF_INFO .....	224
2.2.1.2.206	RIP_IF_CONFIG.....	225
2.2.1.2.207	SAP_GLOBAL_INFO .....	225
2.2.1.2.208	OSPF_ROUTE_FILTER.....	226
2.2.1.2.209	OSPF_ROUTE_FILTER_INFO .....	226
2.2.1.2.210	OSPF_PROTO_FILTER_INFO.....	227
2.2.1.2.211	OSPF_GLOBAL_PARAM .....	227
2.2.1.2.212	OSPF_AREA_PARAM.....	228
2.2.1.2.213	(Updated Section) OSPF_AREA_RANGE_PARAM.....	228
2.2.1.2.214	OSPF_VIRT_INTERFACE_PARAM .....	229
2.2.1.2.215	OSPF_INTERFACE_PARAM .....	229
2.2.1.2.216	OSPF_NBMA_NEIGHBOR_PARAM.....	230
2.2.1.2.217	(Updated Section) RequestBuffer.....	231
2.2.1.2.218	(Updated Section) DeviceConfigInfo.....	232
2.2.1.2.219	(Updated Section) RAS_DEVICE_INFO .....	233
2.2.1.2.220	(Updated Section) GetSetCalledId .....	234
2.2.1.2.221	RAS_CALLEDID_INFO .....	234
2.2.1.2.222	GetNdiswanDriverCapsStruct .....	235
2.2.1.2.223	(Updated Section) RAS_NDISWAN_DRIVER_INFO .....	235
2.2.1.2.224	GetDevConfigStruct .....	235
2.2.1.2.225	Enum .....	236
2.2.1.2.226	(Updated Section) RASMAN_PORT_32.....	237
2.2.1.2.227	Info .....	237
2.2.1.2.228	RASMAN_INFO .....	238
2.2.1.2.229	RASRPC_PBUSER .....	239
2.2.1.2.230	RASRPC_CALLBACKLIST .....	241
2.2.1.2.231	RASRPC_STRINGLIST .....	242
2.2.1.2.232	RASRPC_LOCATIONLIST.....	243



2.2.1.2.233	PPP_PROJECTION_INFO_2.....	243
2.2.1.2.234	IKEV2_PROJECTION_INFO_2.....	245
2.2.1.2.235	PROJECTION_INFO_IDL_2.....	246
2.2.1.2.236	RAS_CONNECTION_4_IDL.....	246
2.2.1.2.237	ROUTER_CUSTOM_IKEv2_POLICY_0.....	248
2.2.1.2.238	(Updated Section) IKEV2_TUNNEL_CONFIG_PARAMS_2.....	251
2.2.1.2.239	IKEV2_CONFIG_PARAMS_2.....	252
2.2.1.2.240	MPR_API_TUNNEL_CONFIG_PARAMS_2.....	252
2.2.1.2.241	MPR_SERVER_SET_CONFIG_EX_2.....	253
2.2.1.2.242	MPR_SERVER_EX_2.....	253
2.2.1.2.243	ROUTER_IKEv2_IF_CUSTOM_CONFIG_0.....	254
2.2.1.2.244	(Updated Section) MPR_IF_CUSTOMINFOEX_0.....	254
2.2.1.2.245	MPR_IF_CUSTOMINFOEX_IDL.....	255
2.2.1.2.246	CERT_EKU_1.....	255
2.2.1.2.247	(Updated Section) IKEV2_TUNNEL_CONFIG_PARAMS_3.....	255
2.2.1.2.248	IKEV2_CONFIG_PARAMS_3.....	257
2.2.1.2.249	MPR_API_TUNNEL_CONFIG_PARAMS_3.....	257
2.2.1.2.250	MPR_SERVER_SET_CONFIG_EX_3.....	258
2.2.1.2.251	MPR_SERVER_EX_3.....	258
2.2.1.2.252	(Updated Section) BGP_CONFIG_HEADER.....	259
2.2.1.2.253	(Updated Section) BGP_TOC_ENTRY.....	259
2.2.1.2.254	BGP_IP_ADDRESS.....	261
2.2.1.2.255	BGP_IP_PREFIX.....	261
2.2.1.2.256	BGP_ASN_RANGE.....	262
2.2.1.2.257	(Updated Section) BGP_ROUTER_CONFIG.....	262
2.2.1.2.258	(Updated Section) BGP_POLICY_MATCH.....	263
2.2.1.2.259	(Updated Section) BGP_POLICY_MODIFY.....	264
2.2.1.2.260	(Updated Section) BGP_POLICY_ACTION.....	265
2.2.1.2.261	BGP_POLICY.....	265
2.2.1.2.262	BGP_PEER.....	267
2.2.1.2.263	(Updated Section) BGP_PEER_TO_POLICIES.....	268
2.2.1.2.264	(Updated Section) BGP_ADVERTISE.....	268
2.2.1.2.265	(Updated Section) BGP_ROUTER_V6.....	269
2.2.1.2.266	PRIORITY_INFO_EX.....	269
2.2.1.2.267	(Updated Section) PROTOCOL_METRIC_EX.....	270
2.2.1.2.268	ROUTER_IKEv2_IF_CUSTOM_CONFIG_1.....	270
2.2.1.2.269	(Updated Section) MPR_IF_CUSTOMINFOEX_1.....	271
2.2.1.2.270	L2TP_TUNNEL_CONFIG_PARAMS_1.....	271
2.2.1.2.271	L2TP_CONFIG_PARAMS_2.....	272
2.2.2	(Updated Section) File Format for Phonebook.....	273
2.2.2.1	RRAS entry section name.....	273
2.2.2.2	Phonebook entry settings.....	273
2.2.2.2.1	Encoding.....	274
2.2.2.2.2	PBVersion.....	274
2.2.2.2.3	Type.....	274
2.2.2.2.4	Autologon.....	274
2.2.2.2.5	UseRasCredentials.....	274
2.2.2.2.6	LowDateTime.....	275
2.2.2.2.7	HighDateTime.....	275
2.2.2.2.8	DialParamsUID.....	275
2.2.2.2.9	Guid.....	275
2.2.2.2.10	BaseProtocol.....	275
2.2.2.2.11	VpnStrategy.....	275
2.2.2.2.12	ExcludedProtocols.....	275
2.2.2.2.13	LcpExtensions.....	276
2.2.2.2.14	DataEncryption.....	276
2.2.2.2.15	SwCompression.....	276
2.2.2.2.16	NegotiateMultilinkAlways.....	276

2.2.2.2.17	SkipNwcWarning .....	277
2.2.2.2.18	SkipDownLevelDialog .....	277
2.2.2.2.19	SkipDoubleDialDialog .....	277
2.2.2.2.20	DialMode .....	277
2.2.2.2.21	DialPercent .....	277
2.2.2.2.22	DialSeconds .....	277
2.2.2.2.23	HangupPercent .....	277
2.2.2.2.24	HangupSeconds .....	278
2.2.2.2.25	OverridePref .....	278
2.2.2.2.26	RedialAttempts .....	278
2.2.2.2.27	RedialSeconds .....	278
2.2.2.2.28	IdleDisconnectSeconds .....	278
2.2.2.2.29	RedialOnLinkFailure .....	278
2.2.2.2.30	CallbackMode .....	278
2.2.2.2.31	CustomDialDll .....	279
2.2.2.2.32	CustomDialFunc .....	279
2.2.2.2.33	CustomRasDialDll .....	279
2.2.2.2.34	ForceSecureCompartment .....	279
2.2.2.2.35	DisableIKENNameEkuCheck .....	279
2.2.2.2.36	AuthenticateServer .....	279
2.2.2.2.37	ShareMsFilePrint .....	279
2.2.2.2.38	BindMsNetClient .....	280
2.2.2.2.39	SharedPhoneNumbers .....	280
2.2.2.2.40	GlobalDeviceSettings .....	280
2.2.2.2.41	PrerequisitePbk .....	280
2.2.2.2.42	PrerequisiteEntry .....	280
2.2.2.2.43	PreferredPort .....	280
2.2.2.2.44	PreferredDevice .....	281
2.2.2.2.45	PreferredBps .....	281
2.2.2.2.46	PreferredHwFlow .....	281
2.2.2.2.47	PreferredProtocol .....	281
2.2.2.2.48	PreferredCompression .....	281
2.2.2.2.49	PreferredSpeaker .....	282
2.2.2.2.50	PreferredMdmProtocol .....	282
2.2.2.2.51	PreviewUsePw .....	282
2.2.2.2.52	PreviewDomain .....	282
2.2.2.2.53	PreviewPhoneNumber .....	282
2.2.2.2.54	ShowDialingProgress .....	282
2.2.2.2.55	ShowMonitorIconInTaskbar .....	282
2.2.2.2.56	CustomAuthKey .....	282
2.2.2.2.57	CustomAuthData .....	282
2.2.2.2.58	AuthRestrictions .....	283
2.2.2.2.59	TypicalAuth .....	283
2.2.2.2.60	IpPrioritizeRemote .....	283
2.2.2.2.61	IpInterfaceMetric .....	283
2.2.2.2.62	fCachedDnsSuffix .....	283
2.2.2.2.63	IpHeaderCompression .....	284
2.2.2.2.64	IpAddress .....	284
2.2.2.2.65	IpDnsAddress .....	284
2.2.2.2.66	IpDns2Address .....	284
2.2.2.2.67	IpWinsAddress .....	285
2.2.2.2.68	IpWins2Address .....	285
2.2.2.2.69	IpAssign .....	285
2.2.2.2.70	IpNameAssign .....	285
2.2.2.2.71	IpFrameSize .....	286
2.2.2.2.72	IpDnsFlags .....	286
2.2.2.2.73	IpNBTFlags .....	286
2.2.2.2.74	TcpWindowSize .....	286

2.2.2.2.75	UseFlags .....	286
2.2.2.2.76	IpSecFlags.....	287
2.2.2.2.77	IpDnsSuffix .....	287
2.2.2.2.78	IpCachedDnsSuffix .....	287
2.2.2.2.79	Ipv6Assign .....	287
2.2.2.2.80	Ipv6PrefixLength .....	287
2.2.2.2.81	Ipv6PrioritizeRemote .....	287
2.2.2.2.82	Ipv6InterfaceMetric .....	287
2.2.2.2.83	Ipv6NameAssign .....	288
2.2.2.2.84	Ipv6DnsAddress .....	288
2.2.2.2.85	Ipv6Dns2Address .....	288
2.2.2.2.86	Ipv6Prefix.....	288
2.2.2.2.87	Ipv6InterfaceId .....	288
2.2.2.2.88	DisableClassBasedDefaultRoute.....	289
2.2.2.2.89	DisableMobility .....	289
2.2.2.2.90	NetworkOutageTime .....	289
2.2.2.2.91	ProvisionType .....	289
2.2.2.2.92	PreSharedKey .....	289
2.2.2.2.93	NETCOMPONENTS .....	289
2.2.2.2.94	ms_msclient .....	289
2.2.2.2.95	ms_server.....	289
2.2.2.2.96	(Updated Section) MEDIA .....	289
2.2.2.2.97	Port .....	290
2.2.2.2.98	Device .....	290
2.2.2.2.99	ConnectBPS.....	290
2.2.2.2.100	DEVICE .....	290
2.2.2.2.101	Terminal.....	291
2.2.2.2.102	(Updated Section) Name .....	291
2.2.2.2.103	Script.....	291
2.2.2.2.104	(Updated Section) X25Pad.....	291
2.2.2.2.105	(Updated Section) X25Address.....	291
2.2.2.2.106	UserData .....	292
2.2.2.2.107	Facilities .....	292
2.2.2.2.108	(Updated Section) PhoneNumber.....	292
2.2.2.2.109	AreaCode .....	292
2.2.2.2.110	CountryCode.....	292
2.2.2.2.111	CountryID .....	293
2.2.2.2.112	UseDialingRules .....	293
2.2.2.2.113	Comment .....	293
2.2.2.2.114	FriendlyName.....	293
2.2.2.2.115	LastSelectedPhone.....	293
2.2.2.2.116	PromoteAlternates.....	293
2.2.2.2.117	TryNextAlternateOnFail .....	293
2.2.2.2.118	HwFlowControl .....	294
2.2.2.2.119	Protocol.....	294
2.2.2.2.120	Compression.....	294
2.2.2.2.121	Speaker .....	294
2.2.2.2.122	MdmProtocol.....	295
2.2.2.2.123	LineType .....	295
2.2.2.2.124	Fallback .....	295
2.2.2.2.125	EnableCompression .....	295
2.2.2.2.126	ChannelAggregation.....	296
2.2.2.2.127	Proprietary .....	296
2.2.3	(Updated Section) Registry Keys .....	296
2.2.3.1	Transport Configuration .....	296
2.2.3.1.1	ProtocolId.....	296
2.2.3.1.2	GlobalInfo .....	297
2.2.3.1.3	GlobalInterfaceInfo.....	297

2.2.3.2	Interface Configuration .....	297
2.2.3.2.1	Common Interface Configuration Values .....	297
2.2.3.2.1.1	InterfaceName .....	297
2.2.3.2.1.2	Type .....	298
2.2.3.2.1.3	Enabled .....	298
2.2.3.2.1.4	(Updated Section) DialOutHours .....	298
2.2.3.2.2	Transport-specific Configuration .....	298
2.2.3.2.2.1	ProtocolId .....	298
2.2.3.2.2.2	InterfaceInfo .....	298
2.2.3.2.3	IKEv2 Custom Configuration .....	298
2.2.3.2.3.1	SaMaxDataSize .....	299
2.2.3.2.3.2	SaLifeTime .....	299
2.2.3.2.3.3	MachineCertificateName .....	299
2.2.3.2.3.4	IKEv2 Custom Policies .....	299
2.2.3.2.3.4.1	IntegrityMethod .....	299
2.2.3.2.3.4.2	(Updated Section) EncryptionMethod .....	299
2.2.3.2.3.4.3	CipherTransformConstant .....	299
2.2.3.2.3.4.4	AuthTransformConstant .....	299
2.2.3.2.3.4.5	PfsGroup .....	299
2.2.3.2.3.4.6	DHGroup .....	300
2.2.3.3	Ports Configuration .....	300
2.2.3.3.1	(Updated Section) Non-modem Device Port Configurations .....	300
2.2.3.3.1.1	ComponentId .....	300
2.2.3.3.1.2	DriverDesc .....	301
2.2.3.3.1.3	(Updated Section) EnableForOutboundRouting .....	301
2.2.3.3.1.4	EnableForRas .....	301
2.2.3.3.1.5	(Updated Section) EnableForRouting .....	301
2.2.3.3.1.6	CalledIDInformation .....	301
2.2.3.3.1.7	MaxWanEndpoints .....	301
2.2.3.3.1.8	WanEndpoints .....	301
2.2.3.3.2	(Updated Section) Modem device Port Configurations .....	301
2.2.3.4	Miscellaneous Configuration Information .....	302
2.2.3.4.1	(Updated Section) RouterType .....	302
2.2.3.4.2	IKEv2 Tunnel Configuration Settings .....	303
2.2.3.4.2.1	idleTimeout .....	303
2.2.3.4.2.2	networkBlackoutTime .....	303
2.2.3.4.2.3	saDataSize .....	303
2.2.3.4.2.4	saLifeTime .....	303
2.2.3.4.2.5	(Updated Section) TrustedRootCert .....	303
2.2.3.4.2.6	EncryptionType .....	303
2.2.3.4.2.7	MachineCertificateName .....	304
2.2.3.4.2.8	IKEv2 Custom Policy Configuration .....	304
2.2.3.4.2.8.1	IntegrityMethod .....	304
2.2.3.4.2.8.2	EncryptionMethod .....	304
2.2.3.4.2.8.3	CipherTransformConstant .....	304
2.2.3.4.2.8.4	AuthTransformConstant .....	304
2.2.3.4.2.8.5	PfsGroup .....	305
2.2.3.4.2.8.6	DHGroup .....	305
2.2.3.4.3	SSTP Tunnel Configuration Settings .....	305
2.2.3.4.3.1	UseHttps .....	305
2.2.3.4.3.2	(Updated Section) IsHashConfiguredByAdmin .....	305
2.2.3.4.3.3	SHA256CertificateHash .....	305
2.2.3.4.3.4	SHA1CertificateHash .....	305
2.2.3.4.4	(Updated Section) QuarantineInstalled .....	305
2.2.3.4.5	(Updated Section) LoggingFlags .....	306
2.2.3.4.6	(Updated Section) ServerFlags .....	306
2.2.3.4.7	(Updated Section) ConfigurationFlags .....	307
2.2.3.4.8	(Updated Section) AllowNetworkAccess .....	308

2.2.3.4.9	(Updated Section)	EnableIn .....	308
2.2.3.4.10	(Updated Section)	EnableNetbtBcastFwd .....	308
2.2.3.4.11	(Updated Section)	IpAddress .....	308
2.2.3.4.12	(Updated Section)	IpMask .....	309
2.2.3.4.13	(Updated Section)	NetworkAdapterGUID .....	309
2.2.3.4.14	(Updated Section)	UseDhcpAddressing .....	309
2.2.3.4.15	(Updated Section)	StaticAddressPool .....	309
2.2.3.4.16	(Updated Section)	AdvertiseDefaultRoute .....	310
2.2.3.4.17	(Updated Section)	StaticPrefixPool.....	310
2.2.3.4.18	(Updated Section)	Accounting Settings.....	310
2.2.3.4.18.1	(Updated Section)	AcctGroupName .....	310
2.2.3.4.18.2	(Updated Section)	ActiveProvider.....	310
2.2.3.4.18.3	(Updated Section)	RADIUS-based Accounting Settings .....	310
2.2.3.4.18.3.1		Score .....	311
2.2.3.4.18.3.2	(Updated Section)	AcctPort.....	311
2.2.3.4.18.3.3	(Updated Section)	Timeout .....	311
2.2.3.4.18.3.4	(Updated Section)	EnableAccountingOnOff.....	311
2.2.3.4.19	(Updated Section)	Authentication Settings.....	311
2.2.3.4.19.1	(Updated Section)	AuthGroupName.....	311
2.2.3.4.19.2	(Updated Section)	CRPName .....	311
2.2.3.4.19.3	(Updated Section)	ActiveProvider.....	312
2.2.3.4.19.4		RADIUS-based Authentication Settings .....	312
2.2.3.4.19.4.1	(Updated Section)	Score .....	312
2.2.3.4.19.4.2	(Updated Section)	AuthPort .....	312
2.2.3.4.19.4.3	(Updated Section)	Timeout .....	312
2.2.3.4.19.4.4	(Updated Section)	SendSignature.....	312
2.2.4		Error Codes.....	313
2.2.5		REMRAS Common Messages .....	314
2.2.5.1	(Updated Section)	Structures .....	314
2.2.5.1.1	(Updated Section)	IPV6Address.....	314
<b>3</b>	<b>(Updated Section)</b>	<b>Protocol Details .....</b>	<b>315</b>
3.1	(Updated Section)	DIMSVC Interface Server Details .....	315
3.1.1		Abstract Data Model.....	315
3.1.2		Timers .....	316
3.1.3		Initialization.....	316
3.1.4	(Updated Section)	Message Processing Events and Sequencing Rules.....	316
3.1.4.1	(Updated Section)	RMprAdminServerGetInfo (Opnum 0).....	320
3.1.4.2	(Updated Section)	RRasAdminConnectionEnum (Opnum 1) .....	321
3.1.4.3	(Updated Section)	RRasAdminConnectionGetInfo (Opnum 2).....	323
3.1.4.4	(Updated Section)	RRasAdminConnectionClearStats (Opnum 3).....	324
3.1.4.5	(Updated Section)	RRasAdminPortEnum (Opnum 4) .....	325
3.1.4.6	(Updated Section)	RRasAdminPortGetInfo (Opnum 5).....	327
3.1.4.7	(Updated Section)	RRasAdminPortClearStats (Opnum 6).....	328
3.1.4.8	(Updated Section)	RRasAdminPortReset (Opnum 7) .....	329
3.1.4.9	(Updated Section)	RRasAdminPortDisconnect (Opnum 8).....	330
3.1.4.10	(Updated Section)	RRouterInterfaceTransportSetGlobalInfo (Opnum 9) .....	331
3.1.4.11	(Updated Section)	RRouterInterfaceTransportGetGlobalInfo (Opnum 10) ....	332
3.1.4.12	(Updated Section)	RRouterInterfaceGetHandle (Opnum 11) .....	335
3.1.4.13	(Updated Section)	RRouterInterfaceCreate (Opnum 12).....	336
3.1.4.14	(Updated Section)	RRouterInterfaceGetInfo (Opnum 13) .....	338
3.1.4.15	(Updated Section)	RRouterInterfaceSetInfo (Opnum 14).....	340
3.1.4.16	(Updated Section)	RRouterInterfaceDelete (Opnum 15).....	342
3.1.4.17	(Updated Section)	RRouterInterfaceTransportRemove (Opnum 16) .....	343
3.1.4.18	(Updated Section)	RRouterInterfaceTransportAdd (Opnum 17) .....	344
3.1.4.19	(Updated Section)	RRouterInterfaceTransportGetInfo (Opnum 18).....	347
3.1.4.20	(Updated Section)	RRouterInterfaceTransportSetInfo (Opnum 19) .....	349
3.1.4.21	(Updated Section)	RRouterInterfaceEnum (Opnum 20).....	353

3.1.4.22	(Updated Section)	RRouterInterfaceConnect (Opnum 21).....	354
3.1.4.23	(Updated Section)	RRouterInterfaceDisconnect (Opnum 22).....	355
3.1.4.24	(Updated Section)	RRouterInterfaceUpdateRoutes (Opnum 23) .....	356
3.1.4.25	(Updated Section)	RRouterInterfaceQueryUpdateResult (Opnum 24) .....	357
3.1.4.26	(Updated Section)	RRouterInterfaceUpdatePhonebookInfo (Opnum 25) .....	359
3.1.4.27	(Updated Section)	RMIBEntryCreate (Opnum 26).....	359
3.1.4.28	(Updated Section)	RMIBEntryDelete (Opnum 27) .....	363
3.1.4.29	(Updated Section)	RMIBEntrySet (Opnum 28) .....	365
3.1.4.30	(Updated Section)	RMIBEntryGet (Opnum 29) .....	368
3.1.4.31	(Updated Section)	RMIBEntryGetFirst (Opnum 30) .....	372
3.1.4.32	(Updated Section)	RMIBEntryGetNext (Opnum 31).....	376
3.1.4.33	(Updated Section)	RMIBGetTrapInfo (Opnum 32).....	377
3.1.4.34	(Updated Section)	RMIBSetTrapInfo (Opnum 33).....	378
3.1.4.35	(Updated Section)	RRasAdminConnectionNotification (Opnum 34).....	380
3.1.4.36	(Updated Section)	RRasAdminSendUserMessage (Opnum 35).....	381
3.1.4.37	(Updated Section)	RRouterDeviceEnum (Opnum 36) .....	382
3.1.4.38	(Updated Section)	RRouterInterfaceTransportCreate (Opnum 37) .....	383
3.1.4.39	(Updated Section)	RRouterInterfaceDeviceGetInfo (Opnum 38) .....	384
3.1.4.40	(Updated Section)	RRouterInterfaceDeviceSetInfo (Opnum 39) .....	386
3.1.4.41	(Updated Section)	RRouterInterfaceSetCredentialsEx (Opnum 40) .....	387
3.1.4.42	(Updated Section)	RRouterInterfaceGetCredentialsEx (Opnum 41) .....	388
3.1.4.43	(Updated Section)	RRasAdminConnectionRemoveQuarantine (Opnum 42)...	389
3.1.4.44	(Updated Section)	RMprAdminServerSetInfo (Opnum 43) .....	390
3.1.4.45	(Updated Section)	RMprAdminServerGetInfoEx (Opnum 44).....	392
3.1.4.46	(Updated Section)	RRasAdminConnectionEnumEx (Opnum 45) .....	392
3.1.4.47	(Updated Section)	RRasAdminConnectionGetInfoEx (Opnum 46) .....	394
3.1.4.48	(Updated Section)	RMprAdminServerSetInfoEx (Opnum 47) .....	395
3.1.4.49	(Updated Section)	RRasAdminUpdateConnection (Opnum 48) .....	396
3.1.4.50	(Updated Section)	RRouterInterfaceSetCredentialsLocal (Opnum 49) .....	397
3.1.4.51	(Updated Section)	RRouterInterfaceGetCredentialsLocal (Opnum 50) .....	398
3.1.4.52	(Updated Section)	RRouterInterfaceGetCustomInfoEx (Opnum 51) .....	399
3.1.4.53	(Updated Section)	RRouterInterfaceSetCustomInfoEx (Opnum 52).....	400
3.1.5		Timer Events.....	400
3.1.6	(Updated Section)	Other Local Events .....	401
3.1.6.1		Invoke DIMSVC Method .....	401
3.1.6.2		Start DIMSVC .....	401
3.1.6.3		Stop DIMSVC.....	401
3.2	(Updated Section)	DIMSVC Interface Client Details.....	401
3.2.1		Abstract Data Model.....	401
3.2.2		Timers .....	401
3.2.3		Initialization.....	402
3.2.4		Message Processing Events and Sequencing Rules .....	402
3.2.4.1		RMprAdminServerGetInfo (Opnum 0) .....	402
3.2.4.2		RRasAdminConnectionEnum (Opnum 1).....	402
3.2.4.3		RRasAdminConnectionGetInfo (Opnum 2) .....	402
3.2.4.4		RRasAdminConnectionClearStats (Opnum 3) .....	402
3.2.4.5		RRasAdminPortEnum (Opnum 4) .....	402
3.2.4.6		RRasAdminPortGetInfo (Opnum 5) .....	402
3.2.4.7		RRasAdminPortClearStats (Opnum 6) .....	403
3.2.4.8		RRasAdminPortReset (Opnum 7).....	403
3.2.4.9		RRasAdminPortDisconnect (Opnum 8) .....	403
3.2.4.10		RRouterInterfaceTransportSetGlobalInfo (Opnum 9).....	403
3.2.4.11		RRouterInterfaceTransportGetGlobalInfo (Opnum 10).....	403
3.2.4.12		RRouterInterfaceGetHandle (Opnum 11).....	403
3.2.4.13		RRouterInterfaceCreate (Opnum 12) .....	403
3.2.4.14		RRouterInterfaceGetInfo (Opnum 13).....	403
3.2.4.15		RRouterInterfaceSetInfo (Opnum 14) .....	403
3.2.4.16		RRouterInterfaceDelete (Opnum 15) .....	403

3.2.4.17	RRouterInterfaceTransportRemove (Opnum 16).....	403
3.2.4.18	RRouterInterfaceTransportAdd (Opnum 17) .....	404
3.2.4.19	RRouterInterfaceTransportGetInfo (Opnum 18) .....	404
3.2.4.20	RRouterInterfaceTransportSetInfo (Opnum 19).....	404
3.2.4.21	RRouterInterfaceEnum (Opnum 20) .....	404
3.2.4.22	RRouterInterfaceConnect (Opnum 21) .....	404
3.2.4.23	RRouterInterfaceDisconnect (Opnum 22) .....	404
3.2.4.24	RRouterInterfaceUpdateRoutes (Opnum 23) .....	404
3.2.4.25	RRouterInterfaceQueryUpdateResult (Opnum 24) .....	404
3.2.4.26	(Updated Section) RRouterInterfaceUpdatePhonebookInfo (Opnum 25) .....	404
3.2.4.27	RMIBEntryCreate (Opnum 26) .....	404
3.2.4.28	RMIBEntryDelete (Opnum 27) .....	404
3.2.4.29	RMIBEntrySet (Opnum 28).....	405
3.2.4.30	RMIBEntryGet (Opnum 29) .....	405
3.2.4.31	RMIBEntryGetFirst (Opnum 30) .....	405
3.2.4.32	RMIBEntryGetNext (Opnum 31) .....	405
3.2.4.33	RMIBGetTrapInfo (Opnum 32) .....	405
3.2.4.34	RMIBSetTrapInfo (Opnum 33) .....	405
3.2.4.35	RRasAdminConnectionNotification (Opnum 34) .....	405
3.2.4.36	RRasAdminSendUserMessage (Opnum 35) .....	405
3.2.4.37	RRouterDeviceEnum (Opnum 36).....	405
3.2.4.38	RRouterInterfaceTransportCreate (Opnum 37).....	405
3.2.4.39	RRouterInterfaceDeviceGetInfo (Opnum 38).....	405
3.2.4.40	RRouterInterfaceDeviceSetInfo (Opnum 39).....	406
3.2.4.41	RRouterInterfaceSetCredentialsEx (Opnum 40).....	406
3.2.4.42	RRouterInterfaceGetCredentialsEx (Opnum 41) .....	406
3.2.4.43	RRasAdminConnectionRemoveQuarantine (Opnum 42) .....	406
3.2.4.44	RMprAdminServerSetInfo (Opnum 43).....	406
3.2.4.45	RMprAdminServerGetInfoEx (Opnum 44) .....	406
3.2.4.46	RRasAdminConnectionEnumEx (Opnum 45) .....	406
3.2.4.47	RRasAdminConnectionGetInfoEx (Opnum 46) .....	406
3.2.4.48	RMprAdminServerSetInfoEx (Opnum 47) .....	406
3.2.4.49	RRasAdminUpdateConnection (Opnum 48) .....	406
3.2.4.50	RRouterInterfaceSetCredentialsLocal (Opnum 49) .....	406
3.2.4.51	RRouterInterfaceGetCredentialsLocal (Opnum 50).....	407
3.2.4.52	RRouterInterfaceGetCustomInfoEx (Opnum 51) .....	407
3.2.4.53	RRouterInterfaceSetCustomInfoEx (Opnum 52) .....	407
3.2.5	Timer Events.....	407
3.2.6	Other Local Events.....	407
3.3	(Updated Section) RASRPC Interface Server Details .....	407
3.3.1	Abstract Data Model.....	407
3.3.2	Timers .....	407
3.3.3	(Updated Section) Initialization .....	407
3.3.4	(Updated Section) Message Processing Events and Sequencing Rules.....	407
3.3.4.1	(Updated Section) RasRpcDeleteEntry (Opnum 5) .....	409
3.3.4.2	RasRpcGetUserPreferences (Opnum 9) .....	410
3.3.4.3	RasRpcSetUserPreferences (Opnum 10).....	411
3.3.4.4	RasRpcGetSystemDirectory (Opnum 11).....	411
3.3.4.5	(Updated Section) RasRpcSubmitRequest (Opnum 12) .....	412
3.3.4.6	RasRpcGetInstalledProtocolsEx (Opnum 14) .....	417
3.3.4.7	RasRpcGetVersion (Opnum 15).....	418
3.3.5	Timer Events.....	418
3.3.6	(Updated Section) Other Local Events .....	418
3.3.6.1	(Updated Section) Invoke RASRPC Method .....	419
3.3.6.2	Start RASRPC .....	419
3.3.6.3	Stop RASRPC.....	419
3.4	(Updated Section) RASRPC Interface Client Details.....	419
3.4.1	Abstract Data Model.....	419

3.4.2	Timers .....	419
3.4.3	Initialization .....	419
3.4.4	(Updated Section) Message Processing Events and Sequencing Rules.....	420
3.4.4.1	RasRpcDeleteEntry (Opnum 5) .....	420
3.4.4.2	RasRpcGetUserPreferences (Opnum 9) .....	420
3.4.4.3	RasRpcSetUserPreferences (Opnum 10).....	420
3.4.4.4	RasRpcGetSystemDirectory (Opnum 11).....	420
3.4.4.5	(Updated Section) RasRpcSubmitRequest (Opnum 12) .....	420
3.4.4.6	RasRpcGetInstalledProtocolsEx (Opnum 14) .....	421
3.4.4.7	RasRpcGetVersion (Opnum 15).....	421
3.4.5	Timer Events.....	421
3.4.6	Other Local Events.....	421
3.5	(Updated Section) REMRAS Interface Server Details .....	421
3.5.1	Abstract Data Model.....	421
3.5.2	Timers .....	422
3.5.3	Initialization .....	422
3.5.4	(Updated Section) Message Processing Events and Sequencing Rules.....	422
3.5.4.1	(Updated Section) IRemoteNetworkConfig Interface (Opnum 3).....	423
3.5.4.1.1	UpgradeRouterConfig Method (Opnum 3) .....	423
3.5.4.1.2	SetUserConfig Method (Opnum 4) .....	424
3.5.4.2	(Updated Section) IRemoteRouterRestart Interface (Opnum 3).....	424
3.5.4.2.1	(Updated Section) RestartRouter Method (Opnum 3) .....	424
3.5.4.3	(Updated Section) IRemoteSetDnsConfig Interface (Opnum 3) .....	425
3.5.4.3.1	(Updated Section) SetDnsConfig Method (Opnum 3).....	425
3.5.4.4	(Updated Section) IRemoteICFICConfig Interface (Opnum 3) .....	426
3.5.4.4.1	(Updated Section) GetIcfEnabled Method (Opnum 3) .....	426
3.5.4.4.2	GetIcsEnabled Method (Opnum 4) .....	427
3.5.4.5	(Updated Section) IRemoteStringIdConfig Interface (Opnum 3).....	427
3.5.4.5.1	(Updated Section) GetStringFromId Method (Opnum 3) .....	427
3.5.4.6	(Updated Section) IRemoteIPV6Config Interface (Opnum 3).....	428
3.5.4.6.1	(Updated Section) GetAddressList Method (Opnum 3).....	429
3.5.4.7	(Updated Section) IRemoteSSTPCertCheck Interface (Opnum 3).....	429
3.5.4.7.1	(Updated Section) CheckIfCertificateAllowedRR Method (Opnum 3) .....	430
3.5.5	Timer Events.....	430
3.5.6	Other Local Events.....	430
3.5.6.1	(Updated Section) Invoke REMRAS Method .....	431
3.6	(Updated Section) REMRAS Interface Client Details .....	431
3.6.1	Abstract Data Model.....	431
3.6.2	Timers .....	431
3.6.3	Initialization .....	431
3.6.4	Message Processing Events and Sequencing Rules .....	431
3.6.5	Timer Events.....	431
3.6.6	Other Local Events.....	432
<b>4</b>	<b>Protocol Examples .....</b>	<b>433</b>
4.1	Querying Server Configuration Information .....	433
4.2	(Updated Section) Disconnecting a Particular User Connection .....	433
4.3	(Updated Section) Creating a Demand Dial Interface on RRAS with Filters.....	435
4.4	(Updated Section) Enumerating Interfaces and Connecting "dd1".....	437
4.5	(Updated Section) Querying Interface Status Through MIB .....	438
4.6	(Updated Section) Updating the Connection Endpoint of an IKEv2-Based Connection.....	439
4.7	Retrieving the Rasrpc Server Version Info .....	440
4.8	(Updated Section) Retrieving Device Configuration Information .....	440
4.9	(Updated Section) Retrieving Specific Port Information .....	441
4.10	Sample Phonebook File for a Demand-dial Connection .....	442
4.11	Registry Configuration .....	446
4.11.1	Transport Configuration.....	446
4.11.2	(Updated Section) Interface Configuration .....	447



4.11.3	Ports Configuration .....	448
4.11.4	(Updated Section) Other Miscellaneous Configuration Information .....	449
4.12	(Updated Section) Querying validity of SSTP certificate.....	450
<b>5</b>	<b>Security .....</b>	<b>452</b>
5.1	Security Considerations for Implementers .....	452
5.1.1	Security Considerations Specific to the RRAS Management Protocol .....	452
5.2	Index of Security Parameters .....	452
<b>6</b>	<b>Appendix A: Full IDL.....</b>	<b>453</b>
<b>7</b>	<b>(Updated Section) Appendix B: Product Behavior.....</b>	<b>509</b>
<b>8</b>	<b>Change Tracking.....</b>	<b>528</b>
<b>9</b>	<b>Index.....</b>	<b>530</b>

# 1 (Updated Section) Introduction

The routing and remote access service (RRAS) server management (RRASM) protocol enables remote management (configuration and monitoring) of ~~ana~~ RRAS implementation. The RRAS implementation here refers to the components that can be configured to provide the following functionality:

- Routing
- Remote access service
- Site-to-site connectivity

The RRASM protocol is a client/server protocol based on remote procedure call (RPC). It comprises RPC methods that enable the remote management of an RRAS implementation.

~~This document~~It also specifies Distributed Component Object Model (DCOM) interfaces that enable the remote management of RRAS implementation. ~~As a part of remote management of RRAS implementation, a management application uses the RPC and DCOM methods to manage the RRAS implementation actively (while RRAS is running).~~

This ~~document~~protocol also specifies the registry information that can be used to specify the overall RRAS configuration. These registry settings can be managed remotely using the [MS-RRP] protocol. ~~When RRAS is not active, the configurations are managed through the registry information.~~

Additionally, for site-to-site connectivity, the settings to be used to connect to a remote site are specified in the form of a phonebook file. This ~~document~~protocol also specifies the format of the phonebook file used by RRAS server.

~~As a part of remote management of RRAS implementation, a management application uses the RPC and DCOM methods to manage the RRAS implementation actively (while RRAS is running). When RRAS is not active, the configurations are managed through the registry information.~~ The management application can use the phonebook file format to specify the connection configuration to be used for site-to-site connections.

Sections 1.5, 1.8, 1.9, 2, and 3 of this specification are normative. All other sections and examples in this specification are informative.

## 1.1 (Updated Section) Glossary

This document uses the following terms:

~~**adapter:** The hardware that connects to a particular network segment. A bound LAN card is one example of an adapter. Similarly, a computer with two modems, each capable of connecting to a remote network, has two adapters, one to represent each modem.~~

**administrator:** A user who has complete and unrestricted access to the computer or domain.

**Advanced Encryption Standard (AES):** A block cipher that supersedes the Data Encryption Standard (DES). AES can be used to protect electronic data. The AES algorithm can be used to encrypt (encipher) and decrypt (decipher) information. Encryption converts data to an unintelligible form called ciphertext; decrypting the ciphertext converts the data back into its original form, called plaintext. AES is used in symmetric-key cryptography, meaning that the same key is used for the encryption and decryption operations. It is also a block cipher, meaning that it operates on fixed-size blocks of plaintext and ciphertext, and requires the size of the plaintext as well as the ciphertext to be an exact multiple of this block size. AES is also known as the Rijndael symmetric encryption algorithm [FIPS197].

**authentication:** The ability of one entity to determine the identity of another entity.

**authentication level:** A numeric value indicating the level of authentication or message protection that remote procedure call (RPC) will apply to a specific message exchange. For more information, see [C706] section 13.1.2.1 and [MS-RPCE].

**Authentication Service (AS):** A service that issues ticket granting tickets (TGTs), which are used for authenticating principals within the realm or domain served by the Authentication Service.

**autonomous system:** A group of routers that share a single administrative policy. These routers all use the same routing protocol, called an Interior Gateway Protocol, to communicate.

**autonomous system number (ASN):** A unique number allocated to each autonomous system for use in the BGP routing protocol.

**best route:** The optimal route to a network destination, based on specified criteria. This concept is based on the fact that there is a certain "cost" involved in taking a route across a network. The best route to take is the one with the lowest cost, based on specified criteria. This criteria can include the number of networks crossed, the type of network crossed (for example, public or private), or a monetary or bandwidth limit.

**BGP speaker:** A router that implements the Border Gateway Protocol (BGP).

**binary large object (BLOB):** A collection of binary data stored as a single entity in a database.

**Border Gateway Protocol (BGP):** An interautonomous system routing protocol designed for TCP/IP routing.

~~**broadcast:** A style of resource location or data transmission in which a client makes a request to all parties on a network simultaneously (a one-to-many communication). Also, a mode of resource location that does not use a name service.~~

**callback:** The mechanism through which a remote access client gets called back by the server in order to establish connectivity.

**CalledId:** Originating address of a call.

**certificate:** A certificate is a collection of attributes and extensions that can be stored persistently. The set of attributes in a certificate can vary depending on the intended usage of the certificate. A certificate securely binds a public key to the entity that holds the corresponding private key. A certificate is commonly used for authentication and secure exchange of information on open networks, such as the Internet, extranets, and intranets. Certificates are digitally signed by the issuing certification authority (CA) and can be issued for a user, a computer, or a service. The most widely accepted format for certificates is defined by the ITU-T X.509 version 3 international standards. For more information about attributes and extensions, see [RFC3280] and [X509] sections 7 and 8.

**Challenge-Handshake Authentication Protocol (CHAP):** A protocol for user authentication to a remote resource. For more information, see [RFC1994] and [RFC2759].

**client:** A computer on which the remote procedure call (RPC) client is executing.

**Compression Control Protocol (CCP):** Allows two computers that communicate through Point-to-Point Protocol (PPP) [RFC1661] to negotiate compatible algorithms for sending and receiving compressed PPP frames. The two computers may not use CCP until the network-control-protocol phase of the PPP connection. For more information, see [RFC1962].

**connection:** The successful completion of necessary protocol arrangements (authentication, network parameters negotiation, and so on) between a remote client computer and the RRAS server to set up a dial-up or virtual private networking (VPN) association. Connection enables the remote client computer to function on the RRAS server network as if it were connected to the server network directly.

**Connection Point Services (CPS) phonebook file:** A file that contains POP entries.

**credential:** Previously established, authentication data that is used by a security principal to establish its own identity. When used in reference to the Netlogon Protocol, it is the data that is stored in the NETLOGON\_CREDENTIAL structure.

**cyclic redundancy check (CRC):** An algorithm used to produce a checksum (a small, fixed number of bits) against a block of data, such as a packet of network traffic or a block of a computer file. The CRC is a broad class of functions used to detect errors after transmission or storage. A CRC is designed to catch random errors, as opposed to intentional errors. If errors might be introduced by a motivated and intelligent adversary, a cryptographic hash function should be used instead.

**Data Encryption Standard (DES):** A specification for encryption of computer data that uses a 56-bit key developed by IBM and adopted by the U.S. government as a standard in 1976. For more information see [FIPS46-3].

**datagram:** A style of communication offered by a network transport protocol where each message is contained within a single network packet. In this style, there is no requirement for establishing a session prior to communication, as opposed to a connection-oriented style.

**demand-dial:** Dialing a preconfigured connection only when there is traffic to be sent. Interfaces configured to do so are called demand dial or dial-on-demand (DOD) interfaces.

**destination:** A network entry in the routing table represented by a network address and a network mask.

**device:** Any peripheral or part of a computer system that can send or receive data.

**dialing rule:** The rule that specifies the correct sequence of numbers to dial on a modem device. This includes rules that specify the long distance operator and international prefix that is dialed before domestic long distance or international phone numbers.

**Distributed Component Object Model (DCOM):** The Microsoft Component Object Model (COM) specification that defines how components communicate over networks, as specified in [MS-DCOM].

**domain:** A set of users and computers sharing a common namespace and management infrastructure. At least one computer member of the set must act as a domain controller (DC) and host a member list that identifies all members of the domain, as well as optionally hosting the Active Directory service. The domain controller provides authentication of members, creating a unit of trust for its members. Each domain has an identifier that is shared among its members. For more information, see [MS-AUTHSOD] section 1.1.1.5 and [MS-ADTS].

**domain name:** A domain name used by the Domain Name System (DNS).

**EAP:** See Extensible Authentication Protocol (EAP).

**endpoint:** A client that is on a network and is requesting access to a network access server (NAS).

**enhanced key usage (EKU):** An extension that is a collection of object identifiers (OIDs) that indicate the applications that use the key.

**Extensible Authentication Protocol (EAP):** A framework for authentication that is used to provide a pluggable model for adding authentication protocols for use in network access authentication, as specified in [RFC3748].

**Exterior Gateway Protocol (EGP):** Distributes routing information to the routers that connect autonomous systems to a backbone.

**filter:** A setting that excludes subfolders (and their contents) or files from replication. There are two types of filters: file filters and folder filters.

**filtering:** To share a subset of the host applications or windows with participants instead of sharing all of the applications and windows.

**forwarder:** The forwarder is the kernel-mode component of the router that is responsible for forwarding data from one router interface to the others. The forwarder also decides whether a packet is destined for local delivery, whether it is destined to be forwarded out of another interface, or both. There are two kernel-mode forwarders: unicast and multicast.

**globally unique identifier (GUID):** A term used interchangeably with universally unique identifier (UUID) in Microsoft protocol technical documents (TDs). Interchanging the usage of these terms does not imply or require a specific algorithm or mechanism to generate the value. Specifically, the use of this term does not imply or require that the algorithms described in [RFC4122] or [C706] must be used for generating the GUID. See also universally unique identifier (UUID).

**Hash-based Message Authentication Code (HMAC):** A mechanism for message authentication using cryptographic hash functions. HMAC can be used with any iterative cryptographic hash function (for example, MD5 and SHA-1) in combination with a secret shared key. The cryptographic strength of HMAC depends on the properties of the underlying hash function.

**interface:** Represents a network that can be reached over an adapter. Each interface has a unique interface identifier also known as an interface index. Interfaces that are active have an adapter that is providing connectivity to the network they represent. Interfaces that are inactive do not have an adapter providing connectivity unless an administrator disabled the interface after it already had an adapter. Routing a packet to a network represented by an interface will cause the router to allocate an adapter for that interface, and will establish a wide area network (WAN) connection to the remote network. Allocating an adapter to an interface is referred to as binding. In the case of a local area network (LAN) interface, the interface corresponds to an actual physical device in the computer, a LAN adapter. In the case of a WAN interface, the interface is mapped to a port at the time that a connection is established. The port could be a COM port, a parallel port, or a virtual port (for tunnels such as PPTP [RFC2637] and L2TP [RFC2661]). WAN interfaces have the additional quality that they typically receive a network address only at the time that a connection is established. For example, a WAN interface using PPP [RFC1661] receives its network layer address from the remote peer during the connection process. Receiving a network address as part of the connection process is sometimes referred to as late-binding.

**Interface Definition Language (IDL):** The International Standards Organization (ISO) standard language for specifying the interface for remote procedure calls. For more information, see [C706] section 4.

**interface identifier (IID):** A GUID that identifies an interface.

**internal interface:** The interface on the RRAS server that corresponds to all the modem dial-up and virtual private networking clients connected to the RAS server. This is also referred to as a dial-in interface.

**Internet Key Exchange (IKE):** The protocol that is used to negotiate and provide authenticated keying material for security associations (SAs) in a protected manner. For more information, see [RFC2409].

**key value pair (KVP):** A set of two linked data items: a key that is an identifier for some data item, and a value that is a value associated with the data item for the identifier represented by the key.

**L2TP:** Layer Two Tunneling Protocol, as defined in [RFC2661].

**little-endian:** Multiple-byte values that are byte-ordered with the least significant byte stored in the memory location with the lowest address.

**local computer:** In case of a remote access client connection endpoint on the RRAS server, the local computer is the RRAS machine whereas remote computer is the machine from which the client has connected.

**locally unique identifier (LUID):** A 64-bit value guaranteed to be unique within the scope of a single machine.

**main mode (MM):** The first phase of an Internet Key Exchange (IKE) negotiation that performs authentication and negotiates a main mode security association (MM SA) between the peers. For more information, see [RFC2409] section 5.

**main mode security association (MM SA):** A security association that is used to protect Internet Key Exchange (IKE) traffic between two peers. For more information, see [RFC2408] section 2.

**marshal:** To encode one or more data structures into an octet stream using a specific remote procedure call (RPC) transfer syntax (for example, marshaling a 32-bit integer).

**multi exit discriminator (MED):** An optional, nontransitive attribute in the BGP that is used as a hint to external neighbors about the preferred path into an autonomous system that has multiple entry points. This is also known as the external metric of a route. A route with a lower MED value is preferred over a higher value.

**multicast:** Allows a host to send data to only those destinations that specifically request to receive the data. In this way, multicasting differs from sending broadcast data, because broadcast data is sent to all hosts. multicasting saves network bandwidth because multicast data is received only by those hosts that request the data, and the data travels over any link only once. multicasting saves server bandwidth because a server has to send only one multicast message per network instead of one unicast message per receiver.

**multicast group:** An IP address (that is, in the range of 224.0.0.0–239.255.255.255). Multicast data that is sent to an address in this range is not destined for a single target. Instead, this data can be received by any host that makes a request to join a specific group. A multicast group is referred to by either the symbol G or g.

**multicast heartbeat:** The ability of the router to listen for a regular multicast notification to a specified group address. Multicast heartbeat is used to verify that IP multicast connectivity is available on the network. If the heartbeat is not received within a configured amount of time, the multicast heartbeat status of the configured interface is set to inactive.

**multicast routing protocol:** A protocol that manages group membership and controls the path that multicast data takes over the network. Examples of multicast routing protocols include Protocol Independent Multicast (PIM), Multicast Open Shortest Path First (MOSPF), and Distance Vector multicast routing protocol (DVMRP). The Internet Group Management Protocol (IGMP) is a special multicast routing protocol that acts as an intermediary between hosts and routers.

**multilink phonebook entry:** A dial-up phonebook entry that can connect to the RAS server using multiple configured devices (or channels, in the case of an ISDN device).

**named pipe:** A named, one-way, or duplex pipe for communication between a pipe server and one or more pipe clients.

**NetBEUI:** NetBIOS Enhanced User Interface. NetBEUI is an enhanced NetBIOS protocol for network operating systems, originated by IBM for the LAN Manager server and now used with many other networks.

**NetBIOS:** A particular network transport that is part of the LAN Manager protocol suite. NetBIOS uses a broadcast communication style that was applicable to early segmented local area networks. A protocol family including name resolution, datagram, and connection services. For more information, see [RFC1001] and [RFC1002].

**Network Access Protection (NAP):** A feature of an operating system that provides a platform for system health-validated access to private networks. NAP provides a way of detecting the health state of a network client that is attempting to connect to or communicate on a network, and limiting the access of the network client until the health policy requirements have been met. NAP is implemented through quarantines and health checks, as specified in [TNC-IF-TNCCSPBSoH].

**network address translation (NAT):** The process of converting between IP addresses used within an intranet, or other private network, and Internet IP addresses.

**Network Address Translator (NAT):** An IPv4 router defined in [RFC1631] that can translate the IP addresses and TCP/UDP port numbers of packets as they are forwarded.

**network byte order:** The order in which the bytes of a multiple-byte number are transmitted on a network, most significant byte first (in big-endian storage). This may or may not match the order in which numbers are normally stored in memory for a particular processor.

**Network Data Representation (NDR):** A specification that defines a mapping from Interface Definition Language (IDL) data types onto octet streams. NDR also refers to the runtime environment that implements the mapping facilities (for example, data provided to NDR). For more information, see [MS-RPCE] and [C706] section 14.

**next hop:** The next router on the path toward a destination. Packets from a source are forwarded to a destination on a hop-by-hop basis.

**next hops:** Routes have one or more next hops associated with them. If the destination is not on a directly connected network, the next hop is the address of the next router (or network) on the outgoing network that can best route data to the destination. Each next hop is uniquely identified by the address of the next hop and the interface index used to reach the next hop. If the next hop itself is not directly connected, it is marked as a "remote" next hop. In this case, the forwarder must perform another lookup using the next hop's network address. This lookup is necessary to find the "local" next hop used to reach the remote next hop and the destination.

**object identifier (OID):** In the context of an object server, a 64-bit number that uniquely identifies an object.

**opnum:** An operation number or numeric identifier that is used to identify a specific remote procedure call (RPC) method or a method in an interface. For more information, see [C706] section 12.5.2.12 or [MS-RPCE].

**phone book (PBK):** A file maintained by RRAS to store telephone numbers, and security and network settings used for RAS connections.

**point-to-multipoint interface:** An interface that provides communication between a single host and multiple destinations. Point-to-multipoint interfaces can be thought of as a collection of point-to-point links with a single termination, such as an ATM link.

**point-to-point interface:** An interface that provides communication between a single source and a single destination, such as a PPP link.

**port:** The logical endpoint of a remote access connection on the client or server.

**PPP:** Point-to-Point Protocol (PPP), as defined in [RFC1661].

**PPPoE:** Specifies a method for transmitting PPP frames over Ethernet as specified in [RFC2516].

**PPTP**: Point-to-Point Tunneling Protocol (PPTP) Profile, as defined in [MS-PTPT].

**preference**: Indicates priority between routing protocols. For example, an administrator can assign Open Shortest Path First (OSPF) a lower (better) preference than Routing Information Protocol (RIP). In this case, OSPF routes are preferable to RIP routes.

**preshared key**: A shared secret agreed upon by two authenticating entities (routing and remote access service (RRAS) server or client in this document).

**process identifier (PID)**: A nonzero integer used by some operating systems (for example, Windows and UNIX) to uniquely identify a process. For more information, see [PROCESS].

**quick mode security association (QM SA)**: A security association (SA) that is used to protect IP packets between peers (the Internet Key Exchange (IKE) traffic is protected by the main mode security association (MM SA)). For more information, see [RFC2409] section 5.5.

**RAS port**: The logical endpoint of a remote access connection on the client or server.

**REG\_SZ**: A registry value type defined to be a REG\_VALUE\_TYPE of 1 as defined in [MS-RRP].

**registry**: A local system-defined database in which applications and system components store and retrieve configuration data. It is a hierarchical data store with lightly typed elements that are logically stored in tree format. Applications use the registry API to retrieve, modify, or delete registry data. The data stored in the registry varies according to the version of the operating system.

**Remote Authentication Dial-In User Service (RADIUS)**: A protocol for carrying authentication, authorization, and configuration information between a network access server (NAS) that prefers to authenticate connection requests from endpoints and a shared server that performs authentication, authorization, and accounting.

**remote procedure call (RPC)**: A communication protocol used primarily between client and server. The term has three definitions that are often used interchangeably: a runtime environment providing for communication facilities between computers (the RPC runtime); a set of request-and-response message exchanges between computers (the RPC exchange); and the single message from an RPC exchange (the RPC message). For more information, see [C706].

**RIP for IPX**: Routing Information Protocol (RIP) for IPX, is the primary routing protocol used in IPX internetworks.

**route**: A "network path" to a destination that has a certain cost associated with it. The cost is represented by its administrative preference and its protocol-specific metric.

**router**: A server that handles data forwarding and runs routing protocols.

**routing and remote access service (RRAS) server**: A server implementation that is managed by the RRASM protocol and provides routing and remote access service functionality.

**routing protocol**: Used to exchange information regarding routes to a destination. Routing protocols are either unicast or multicast. Routing protocols advertise routes to a destination. A unicast route to a destination is used by a unicast routing protocol to forward unicast data to that destination. Examples of unicast routing protocols include RIP, OSPF, and Border Gateway Protocol (BGP). A multicast route to a destination is used by some multicast routing protocols to create the information that is used to forward multicast data from hosts on the destination network of the route (known as reverse-path forwarding).

**routing table**: A table that consists of destinations, routes, and next hops. These entries define a route to a destination network.



**RPC protocol sequence:** A character string that represents a valid combination of a remote procedure call (RPC) protocol, a network layer protocol, and a transport layer protocol, as described in [C706] and [MS-RPCE].

**RRAS entry name:** The display name for the RRAS entry.

**RRAS entry section:** A grouping of the RRAS entry name and the settings associated with the RRAS entry stored as key value pairs.

**RRAS Entry Subsection:** Refers to a group of related key value pairs in the RRAS Phonebook Entry.

**RRAS entry/RRAS phonebook entry/RRAS phonebook section:** A grouping of the demand dial connection name and the settings associated with the demand dial connection stored as key value pairs.

**RRAS phonebook path:** Refers to the location of the phonebook file.

**RRASM client:** The RPC client-side implementation of the RRASM protocol, which can be used to develop management software to remotely manage the RRAS server.

**RRASM server:** The RPC server-side implementation of the RRASM protocol, which provides the server endpoint for remote management of the RRAS server implementation.

**security association (SA):** A simplex "connection" that provides security services to the traffic carried by it. See [RFC4301] for more information.

**Server Message Block (SMB):** A protocol that is used to request file and print services from server systems over a network. The SMB protocol extends the CIFS protocol with additional security, file, and disk management support. For more information, see [CIFS] and [MS-SMB].

**smart card:** A portable device that is shaped like a business card and is embedded with a memory chip and either a microprocessor or some non-programmable logic. Smart cards are often used as authentication tokens and for secure key storage. Smart cards used for secure key storage have the ability to perform cryptographic operations with the stored key without allowing the key itself to be read or otherwise extracted from the card.

**static NetBIOS names:** The names that can be configured so that NetBIOS over IPX name query broadcasts for specific NetBIOS names can be forwarded using specific interfaces.

**static route:** A route that is manually added to the routing table. A static route is associated with an interface that represents the remote network. Unlike dynamic routes, static routes are retained even if the router is restarted or the interface is disabled. Typically, routes to remote networks are obtained dynamically through routing protocols. However, the administrator can also seed the routing table by providing routes manually. These routes are referred to as static.

**subentry:** Specifies the portion of the phonebook entry that comprises the settings associated with the device configured for the RRAS entry.

**subInterface:** For each RAS client connection in RRAS, one is created and has an index similar to interface index called a subInterface index. Different RAS clients on the server are associated with different subInterfaces identified by their subInterface index.

**switch:** A logical device type that provides options to run a terminal window or a custom script for a dial-up connection. This device type is not used for dialing a connection.

**Telephony Application Programming Interface (TAPI):** A set of functions that allows programming of telephone line-based devices in a device-independent manner. TAPI is used for the development of communications applications.

**terminal window:** An ANSI text-only window in a graphical user interface that emulates a console. This is also referred to as a hyper terminal.

**transport:** routable transport that fits into the router architecture, for example, IPv4, IPv6, or IPX

~~**unicast:** The process of sending traffic to a unique address. Unicast routing is the process of forwarding unicast traffic from a source to a destination on an internetwork.~~

**Unicode:** A character encoding standard developed by the Unicode Consortium that represents almost all of the written languages of the world. The Unicode standard [UNICODE5.0.0/2007] provides three forms (UTF-8, UTF-16, and UTF-32) and seven schemes (UTF-8, UTF-16, UTF-16 BE, UTF-16 LE, UTF-32, UTF-32 LE, and UTF-32 BE).

**universally unique identifier (UUID):** A 128-bit value. UUIDs can be used for multiple purposes, from tagging objects with an extremely short lifetime, to reliably identifying very persistent objects in cross-process communication such as client and server interfaces, manager entry-point vectors, and RPC objects. UUIDs are highly likely to be unique. UUIDs are also known as globally unique identifiers (GUIDs) and these terms are used interchangeably in the Microsoft protocol technical documents (TDs). Interchanging the usage of these terms does not imply or require a specific algorithm or mechanism to generate the UUID. Specifically, the use of this term does not imply or require that the algorithms described in [RFC4122] or [C706] must be used for generating the UUID.

**Upstream Partner:** The partner that sends out change orders, files, and folders.

**User Datagram Protocol (UDP):** The connectionless protocol within TCP/IP that corresponds to the transport layer in the ISO/OSI reference model.

**view:** A subset of the routing table and contains a group of related routes (for example, multicast routes). Views are sometimes called routing information bases (RIBs).

**virtual private network (VPN):** A network that provides secure access to a private network over public infrastructure.

**MAY, SHOULD, MUST, SHOULD NOT, MUST NOT:** These terms (in all caps) are used as defined in [RFC2119]. All statements of optional behavior use either MAY, SHOULD, or SHOULD NOT.

## 1.2 References

Links to a document in the Microsoft Open Specifications library point to the correct section in the most recently published version of the referenced document. However, because individual documents in the library are not updated at the same time, the section numbers in the documents may not match. You can confirm the correct section numbering by checking the Errata.

### 1.2.1 Normative References

We conduct frequent surveys of the normative references to assure their continued availability. If you have any issue with finding a normative reference, please contact dohelp@microsoft.com. We will assist you in finding the relevant information.

[C706] The Open Group, "DCE 1.1: Remote Procedure Call", C706, August 1997, <https://www2.opengroup.org/ogsys/catalog/c706>

[IANA-EAP] IANA, "Extensible Authentication Protocol (EAP) Registry", October 2006, <http://www.iana.org/assignments/eap-numbers>

[IANAifType] IANA, "IANAifType-MIB Definitions", January 2007, <http://www.iana.org/assignments/ianaiftype-mib>

[MS-DCOM] Microsoft Corporation, "Distributed Component Object Model (DCOM) Remote Protocol".

[MS-DTYP] Microsoft Corporation, "Windows Data Types".

[MS-ERREF] Microsoft Corporation, "Windows Error Codes".

[MS-L2TP] Microsoft Corporation, "Layer 2 Tunneling Protocol (L2TP) IPsec Extensions".

[MS-RNAP] Microsoft Corporation, "Vendor-Specific RADIUS Attributes for Network Access Protection (NAP) Data Structure".

[MS-RPCE] Microsoft Corporation, "Remote Procedure Call Protocol Extensions".

[MS-RRP] Microsoft Corporation, "Windows Remote Registry Protocol".

[MS-SSTP] Microsoft Corporation, "Secure Socket Tunneling Protocol (SSTP)".

[MS-TRP] Microsoft Corporation, "Telephony Remote Protocol".

[RFC1002] Network Working Group, "Protocol Standard for a NetBIOS Service on a TCP/UDP Transport: Detailed Specifications", STD 19, RFC 1002, March 1987, <http://www.rfc-editor.org/rfc/rfc1002.txt>

[RFC1058] Hedrick, C., "Routing Information Protocol", RFC 1058, June 1988, <http://www.ietf.org/rfc/rfc1058.txt>

[RFC1144] Jacobson, V., "Compressing TCP/IP Headers for Low-Speed Serial Links", February 1990, <http://www.rfc-editor.org/rfc/rfc1144.txt>

[RFC1172] Perkins, D., and Hobby, R., "The Point-to-Point Protocol (PPP) Initial Configuration Options", RFC 1172, July 1990, <http://www.ietf.org/rfc/rfc1172.txt>

[RFC1256] Deering, S., "ICMP Router Discovery Messages", RFC 1256, September 1991, <http://www.ietf.org/rfc/rfc1256.txt>

[RFC1301] Armstrong, S., Freier, A., and Marzullo, K., "Multicast Transport Protocol", RFC 1301, February 1992, <http://www.ietf.org/rfc/rfc1301.txt>

[RFC1334] Lloyd, B., and Simpson, W., "PPP Authentication Protocols", RFC 1334, October 1992, <http://www.ietf.org/rfc/rfc1334.txt>

[RFC1354] Baker, F., "IP Forwarding Table MIB", RFC 1354, July 1992, <http://www.ietf.org/rfc/rfc1354.txt>

[RFC1542] Wimer, W., "Clarifications and Extensions for the Bootstrap Protocol", RFC 1542, October 1993, <http://www.ietf.org/rfc/rfc1542.txt>

[RFC1570] Simpson, W., Ed., "PPP LCP Extensions", RFC 1570, January 1994, <http://www.ietf.org/rfc/rfc1570.txt>

[RFC1634] Allen, M., "Novell IPX Over Various WAN Media (IPXWAN)", RFC 1634, May 1994, <http://www.ietf.org/rfc/rfc1634.txt>

[RFC1661] Simpson, W., Ed., "The Point-to-Point Protocol (PPP)", STD 51, RFC 1661, July 1994, <http://www.ietf.org/rfc/rfc1661.txt>

[RFC1700] Reynolds, J. and Postel, J., "Assigned Numbers", STD 2, RFC 1700, October 1994, <http://www.ietf.org/rfc/rfc1700.txt>

[RFC1723] Malkin, G., "RIP Version 2 Carrying Additional Information", RFC 1723, November 1994, <http://tools.ietf.org/html/rfc/rfc1723.txt>

[RFC1850] Baker, F., and Coltun, R., "OSPF Version 2 Management Information Base", RFC 1850, November 1995, <http://www.ietf.org/rfc/rfc1850.txt>

[RFC1962] Rand, D., "The PPP Compression Control Protocol (CCP)", RFC 1962, June 1996, <http://ietf.org/rfc/rfc1962.txt>

[RFC1974] Friend, R., and Simpson, W., "PPP Stac LZS Compression Protocol", RFC 1974, June 1996, <http://www.ietf.org/rfc/rfc1974.txt>

[RFC1990] Sklower, K., Lloyd, B., McGregor, G., et al., "The PPP Multilink Protocol (MP)", RFC 1990, August 1996, <http://www.ietf.org/rfc/rfc1990.txt>

[RFC2119] Bradner, S., "Key words for use in RFCs to Indicate Requirement Levels", BCP 14, RFC 2119, March 1997, <http://www.rfc-editor.org/rfc/rfc2119.txt>

[RFC2125] Richards, C., and Smith, K., "The PPP Bandwidth Allocation Protocol (BAP) and The PPP Bandwidth Allocation Control Protocol (BACP)", RFC 2125, March 1997, <http://www.ietf.org/rfc/rfc2125.txt>

[RFC2284] Blunk, L. and Vollbrecht, J., "PPP Extensible Authentication Protocol (EAP)", RFC 2284, March 1998, <http://www.ietf.org/rfc/rfc2284.txt>

[RFC2328] Moy, J., "OSPF Version 2", STD 54, RFC 2328, April 1998, <http://www.ietf.org/rfc/rfc2328.txt>

[RFC2365] Meyer, D., "Administratively Scoped IP Multicast", BCP 23, RFC2365, July 1998, <http://www.ietf.org/rfc/rfc2365.txt>

[RFC2433] Zorn, G., and Cobb, S., "Microsoft PPP CHAP Extensions", RFC 2433, October 1998, <http://www.ietf.org/rfc/rfc2433.txt>

[RFC2459] Housley, R., Ford, W., Polk, W., and Solo, D., "Internet X.509 Public Key Infrastructure Certificate and CRL Profile", RFC 2459, January 1999, <http://www.rfc-editor.org/rfc/rfc2459.txt>

[RFC2865] Rigney, C., Willens, S., Rubens, A., and Simpson, W., "Remote Authentication Dial In User Service (RADIUS)", RFC 2865, June 2000, <http://www.ietf.org/rfc/rfc2865.txt>

[RFC3315] Droms, R., Bound, J., Volz, B., et al., "Dynamic Host Configuration Protocol for IPv6 (DHCPv6)", RFC 3315, July 2003, <http://www.ietf.org/rfc/rfc3315.txt>

[RFC3376] Cain, B., Deering S., Kouvelas, I., et al., "Internet Group Management Protocol, Version 3", RFC 3376, October 2002, <http://www.ietf.org/rfc/rfc3376.txt>

[RFC4292] Haberman, B., "IP Forwarding Table MIB", RFC 4292, April 2006, <http://www.ietf.org/rfc/rfc4292.txt>

[RFC4306] Kaufman, C., "Internet Key Exchange (IKEv2) Protocol", RFC 4306, December 2005, <http://www.ietf.org/rfc/rfc4306.txt>

[RFC4555] P. Eronen, Ed., "IKEv2 Mobility and Multihoming Protocol (MOBIKE)", RFC 4555, June 2006, <http://www.ietf.org/rfc/rfc4555.txt>

[RFC5072] Varada, S., Ed., Haskins, D., and Allen, E., "IP Version 6 over PPP", RFC 5072, September 2007, <http://www.ietf.org/rfc/rfc5072.txt>

[RFC950] Mogul, J., and Postel, J., "Internet Standard Subnetting Procedure", STD 5, RFC 950, August 1985, <http://www.rfc-editor.org/rfc/rfc950.txt>

## 1.2.2 Informative References

[E164] ITU-T, "The International Public Telecommunication Numbering Plan", Recommendation E.164, February 2005, <http://www.itu.int/rec/T-REC-E.164/e>

**Note** There is a charge to download the specification.

[MS-CHAP] Microsoft Corporation, "Extensible Authentication Protocol Method for Microsoft Challenge Handshake Authentication Protocol (CHAP)".

[MS-PEAP] Microsoft Corporation, "Protected Extensible Authentication Protocol (PEAP)".

[MSDN-NAP] Microsoft Corporation, "Network Access Protection", [http://msdn.microsoft.com/en-us/library/aa369712\(VS.85\).aspx](http://msdn.microsoft.com/en-us/library/aa369712(VS.85).aspx)

[MSDN-RAS] Microsoft Corporation, "RASENTRY structure", <http://msdn.microsoft.com/en-us/library/aa377274.aspx>

[MSFT-CERT] Microsoft Corporation, "How Certificates Work", [https://technet.microsoft.com/en-us/library/cc776447\(v=ws.10\).aspx](https://technet.microsoft.com/en-us/library/cc776447(v=ws.10).aspx)

[MSFT-NAQC] Microsoft Corporation, "Network Access Quarantine Control in Windows Server 2003", 2004, <http://technet.microsoft.com/en-us/library/bb726973.aspx>

[MSFT-ROUTING] Microsoft Corporation, "Routing Technologies", <http://technet.microsoft.com/en-us/library/cc786023.aspx>

[MSFT-RRA] Microsoft Corporation, "Routing and Remote Access", <http://technet.microsoft.com/en-us/network/bb545655.aspx>

[OB930E] ITU-T, "List of ITU-T Recommendation E.164 Assigned Country Codes", Complement to ITU-T Recommendation E.164, April 2009, [http://www.itu.int/dms\\_pub/itu-t/opb/sp/T-SP-E.164D-2009-PDF-E.pdf](http://www.itu.int/dms_pub/itu-t/opb/sp/T-SP-E.164D-2009-PDF-E.pdf)

[RFC1994] Simpson, W, "PPP Challenge Handshake Authentication Protocol (CHAP)", RFC 1994, August 1996, <http://www.ietf.org/rfc/rfc1994.txt>

[RFC2403] Madson, C. and Glenn, R., "The Use of HMAC-MD5-96 Within ESP and AH", RFC 2403, November 1998, <http://www.ietf.org/rfc/rfc2403.txt>

[RFC2404] Madson, C. and Glenn, R., "The Use of HMAC-SHA-1-96 Within ESP and AH", RFC 2404, November 1998, <http://www.ietf.org/rfc/rfc2404.txt>

[RFC2410] Glenn, R. and Kent, S., "The NULL Encryption Algorithm and Its Use With IPsec", RFC 2410, November 1998, <http://www.ietf.org/rfc/rfc2410.txt>

[RFC2451] Pereira, R. and Adams, R., "The ESP CBC-Mode Cipher Algorithms", RFC 2451, November 1998, <http://www.ietf.org/rfc/rfc2451.txt>

[RFC2516] Mamakos, L., Lidl, K., Evarts, J., et al., "A Method for Transmitting PPP over Ethernet (PPPoE)", RFC 2516, February 1999, <http://www.ietf.org/rfc/rfc2516.txt>

[RFC2759] Zorn, G., "Microsoft PPP CHAP Extensions, Version 2", RFC 2759, January 2000, <http://www.ietf.org/rfc/rfc2759.txt>

[RFC2761] Dunn, J., and Martin, C., "Terminology for ATM Benchmarking", RFC 2761, February 2000, <http://www.ietf.org/rfc/rfc2761.txt>

[RFC3602] Frankel, S., Glenn, R., and Kelly, S., "The AES-CBC Cipher Algorithm and Its Use with IPsec", RFC 3602, September 2003, <http://www.ietf.org/rfc/rfc3602.txt>

[RFC3629] Yergeau, F., "UTF-8, A Transformation Format of ISO 10646", STD 63, RFC 3629, November 2003, <http://www.ietf.org/rfc/rfc3629.txt>

[RFC4022] Raghunarayan, R., Ed., "Management Information Base for the Transmission Control Protocol (TCP)", RFC 4022, March 2005, <http://www.ietf.org/rfc/rfc4022.txt>

[RFC4106] Viega, J. and McGrew, D., "The Use of Galois/Counter Mode (GCM) in IPsec Encapsulating Security Payload (ESP)", RFC 4106, June 2005, <http://www.ietf.org/rfc/rfc4106.txt>

[SPNNAMES] Microsoft Corporation, "Name Formats for Unique SPNs", <http://msdn.microsoft.com/en-us/library/ms677601.aspx>

[X.25] ITU-T, "Interface between Data Terminal Equipment (DTE) and Data Circuit-terminating Equipment (DCE) for Terminals Operating in the Packet Mode and Connected to Public Data Networks by Dedicated Circuit", Recommendation x.25, October 1996, <http://www.itu.int/rec/T-REC-X.25-199610-I/en>

### 1.3 (Updated Section) Overview

The **RRASM** **The routing and remote access service (RRAS) server management (RRASM)** protocol enables remote management (configuration and monitoring) of RRAS. This protocol exposes the RRAS management data objects (described in sections 1.3.1, 1.3.2, 1.3.3, 1.3.4, and 1.3.5) and the methods to manage these objects remotely. An RRAS implementation that exposes its configuration in the form of these objects and methods can be managed remotely using the RRASM protocol. The RRASM protocol is responsible for providing the remote management capability only. The way the management objects are used in order to provide RRAS functionality, is specific to the RRAS implementation and is outside the scope of this protocol.

The **remote procedure call (RPC)** protocol provides the mechanism to define methods and data structures that are passed as parameters to these methods. It also provides the underlying with which these methods can be invoked remotely as well as the data passed as parameters.

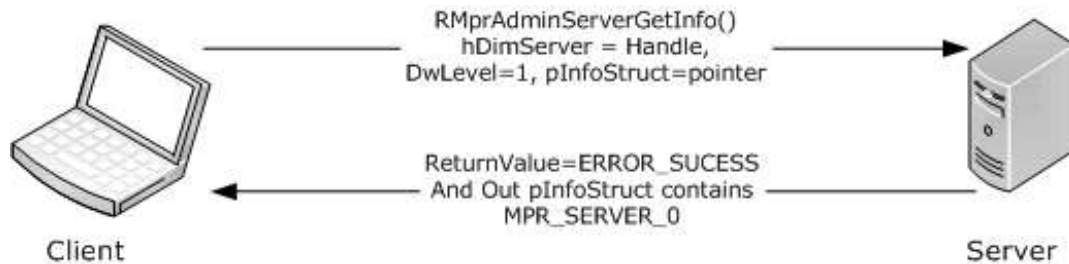
This document, in addition, specifies the registry keys and values that can be used to specify an RRAS server configuration. These registry keys can be remotely configured using the [MS-RRP] protocol. They form the initial configuration for the RRAS implementation. Runtime configuration changes are done through the RPC protocol itself. An RRAS implementation that understands these registry keys and realizes their intended semantics can then be configured remotely using the [MS-RRP] protocol.

This document also specifies the format of the phonebook file that can be used to specify site-to-site connection settings. An RRAS implementation that understands the semantics of this phonebook file can then be configured to provide site-to-site connectivity. The phonebook file can be created remotely at a well-known location using any remote file management mechanism such as the Server Message Block (SMB) protocol. The RRAS implementation can read the settings and realize the configuration based on the semantics specified.

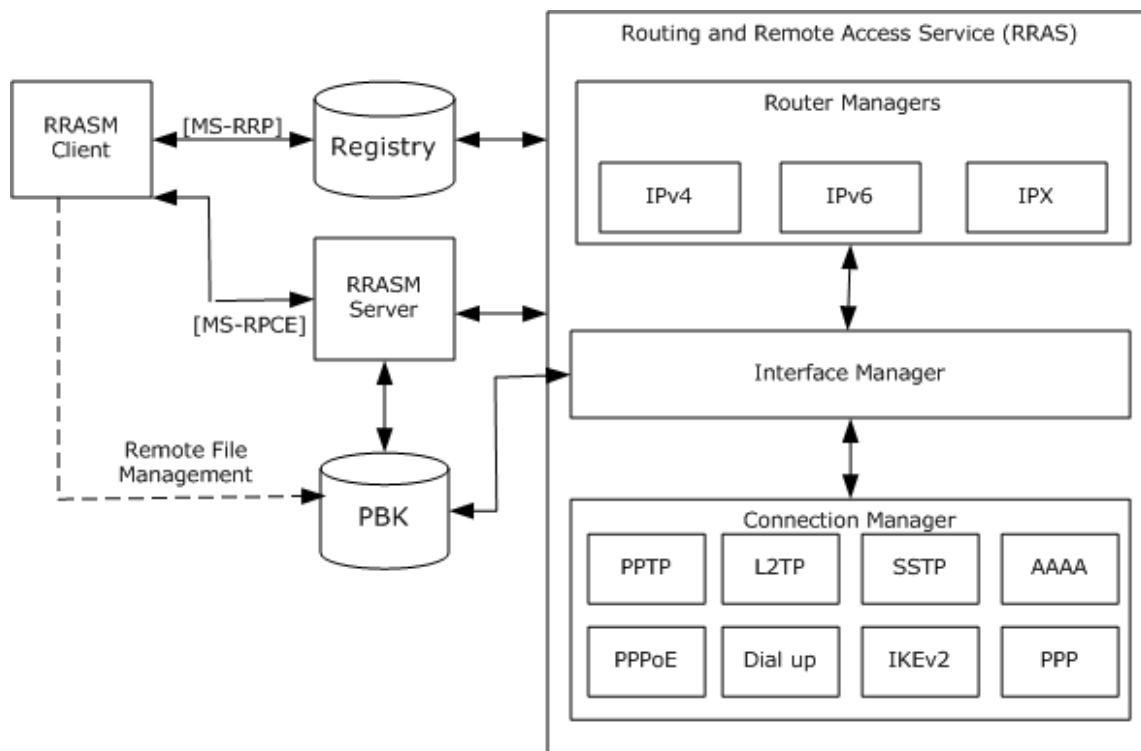
The interaction between a RRASM client and a RRASM server itself is stateless and is accomplished through RPC method invocation. Each RPC method request is independent of others and no context is maintained by RRASM pertaining to the sequence of operations. Each method involves passing of certain parameters from the RRASM client to the RRAS implementation through the RRASM RPC server. The RRAS server performs the required operation locally in response to the RPC method request and provides the result of the operation to the RRASM server in the form of result information and associated data. The RRASM server is responsible for transporting the result information and the data associated, back to the client that originated the request. This request-response mechanism is

provided by the RPC protocol as defined in [MS-RPCE]. In a nutshell, the RRASM client and server act as the endpoints providing remote communication to the RRAS implementation which already has these objects defined and managed locally.

The following two figures respectively show the Client/server message exchange and the RRAS conceptual model.



**Figure 1: Client/server message exchange**



**Figure 2: RRAS conceptual model**

The RRASM client and server interact with each other using RPC and **Distributed Component Object Model (DCOM)** interfaces. There are two RPC interfaces supported by RRASM: **DIMSVC** and **RASRPC**. There is a DCOM interface supported by RRAS: **REMRAS**. These interfaces are specified in section 3.

The RRAS implementation can be viewed as comprising the following components:

- **Router Managers**

- Interface Manager

## ▪ Router Manager

- Connection Manager

The interface Manager is the component responsible for managing the various interfaces (LAN/WAN) on the RRAS server. The LAN interface refers to the Ethernet interfaces that can participate in routing. The WAN interface can be a dial-in interface (the interface that collectively represents all the remote access clients that are connected to the RRAS server), or a demand dial interface (a WAN interface that is connected on demand to realize secure site-to-site router level connectivity). For demand dial interfaces, the Interface Manager is responsible for initiating the connection. The connection settings are managed by the Interface Manager using the phonebook file format. The manager reads the phonebook entry for the demand dial connection settings and passes it to the Connection Manager to perform the task of setting up the connection using a specific protocol.

The **Router Managers** are responsible for managing various **routing protocols**. The **Router Managers** start as a part of the RRAS server initialization. The RRAS server will read the router configuration as specified in the registry store and will initialize the Router Managers with their configuration. There is one **Router Manager** per **transport** (for example, the IPv4 Router Manager). The Router Manager in turn is responsible for configuring the various routing protocols (for example, Routing Information Protocol (RIP) for IPv4 transport) for which the configuration is available. The Router Manager interacts with Interface Manager to monitor the various interfaces and their status. This in turn enables the Router Manager (and the routing protocols) to apply the routing configuration on the various interfaces. The Router Manager is also responsible for providing status and statistical information in the form of a Management Information Base (MIB).

The **Interface Manager** is the component responsible for managing the various interfaces (LAN/WAN) on the RRAS server. The LAN interface refers to the Ethernet interfaces that can participate in routing. The WAN interface can be a dial-in interface (the interface that collectively represents all the remote access clients that are connected to the RRAS server), or a demand-dial interface (a WAN interface that is connected on demand to realize secure site-to-site router-level connectivity). For demand-dial interfaces, the **Interface Manager** is responsible for initiating the connection. The connection settings are managed by the **Interface Manager** using the phonebook file format. The manager reads the phonebook entry for the demand-dial connection settings and passes it to the **Connection Manager** to perform the task of setting up the connection using a specific protocol.

The **Connection Manager** is the component responsible for managing remote access connections. It provides the implementation of the various protocols as mentioned in the conceptual model (such as PPTP, L2TP, PPP, and so on). It is also responsible for providing authentication, accounting, auditing, and authorization (AAAA) support for the remote access connections. This provides connection-specific detailed information for monitoring purposes.

These three components of RRAS server implement their own providers for configuration and monitoring tasks based on the defined objects and semantics. RRASM can then be used to perform these tasks remotely. The way these tasks are actually realized is outside the scope of the RRASM protocol itself.

The high-level data objects defined for an RRAS implementation to understand and operate on, and remotely managed by the RRASM protocol, are as follows:

- Interface
- Transport
- Management Information Base
- Port



- Connection
- Server

The RRAS implementation is defined to be the provider of these methods and objects for local management. These methods and objects are made available for the RRAS server to call into. The RRAS protocol makes these objects and methods available remotely over RPC interfaces, thereby enabling remote management.

### 1.3.1 (Updated Section) Interface Object

This object provides the interface-specific information and the routing protocol configurations associated with the interface. The interfaces on the RRAS server can be enumerated using `RRouterInterfaceEnum`. Each interface is associated with a handle that can be used to refer to a specific interface. This handle can be obtained through the `RRouterInterfaceEnum` or through `RRouterInterfaceGetHandle`. For new interfaces, creating the interface through `RRouterInterfaceCreate` (`Opnum 12`) will also provide the reference handle. With the interface handle, specific tasks on the interface can be performed, which are as follows:

- `RRouterInterfaceDelete`
- `RRouterInterfaceGetInfo`
- `RRouterInterfaceSetInfo`
- `RRouterInterfaceUpdatePhonebookInfo`
- `RRouterInterfaceDeviceGetInfo`
- `RRouterInterfaceDeviceSetInfo`
- `RRouterInterfaceSetCredentialsEx`
- `RRouterInterfaceGetCredentialsEx`
- `RRouterInterfaceSetCredentialsLocal`
- `RRouterInterfaceGetCredentialsLocal`

An interface object corresponding to a demand-dial interface can also be used to perform tasks like connect and disconnect using the `RRouterInterfaceConnect` and `RRouterInterfaceDisconnect` methods.

### 1.3.2 (Updated Section) Transport Object

The transports are the various protocols that participate in the routing operation. The transport configurations are realized by the router managers and the routing protocols that are part of the router managers. Each transport is identified by a well-known transport identifier that specifies the protocol for which a certain operation needs to be performed. The transport-specific configuration can be managed through the following methods by specifying the appropriate transport identifier:

- `RRouterInterfaceTransportSetGlobalInfo`
- `RRouterInterfaceTransportGetGlobalInfo`
- `RRouterInterfaceTransportCreate`

Additionally, the transport configurations can be managed for a specific interface using the following methods by specifying the transport identifier and the interface handle:

- `RRouterInterfaceTransportRemove`

- RRouterInterfaceTransportGetInfo
- RRouterInterfaceTransportSetInfo
- RRouterInterfaceTransportAdd

For the routing functionality, the route configuration can be updated on the interfaces for a particular transport by using the following methods.

- RRouterInterfaceUpdateRoutes
- RRouterInterfaceQueryUpdateResult

### 1.3.3 Management Information Base (MIB)

A number of statistics are collected as a part of the routing functionality of the various routing protocols. The MIB object provides methods and data structures with which this information can be gathered from the router managers and the routing protocols. The following methods enable these monitoring operations:

- RMIBEntryCreate
- RMIBEntryDelete
- RMIBEntrySet
- RMIBEntryGet
- RMIBEntryGetFirst
- RMIBEntryGetNext
- RMIBGetTrapInfo
- RMIBSetTrapInfo

Each of these methods takes the transport identifier and the routing protocol identifier for which the MIB operations are performed.

### 1.3.4 (Updated Section) Ports Object

The remote access and site-to-site connection functionality is associated with connectivity. In turn, connectivity is provided by physical devices, such as a modem or ISDN (dial-up), or by virtual devices, such as PPTP, L2TP, PPPoE, IKEv2, and SSTP. For the RRAS server to accept connectivity, the devices (physical or virtual) need to be configured to accept connections. This is specified through the port configuration. A port is associated with each device type supported. The ports can be used for various connectivity purposes like remote access or demand dial routing connectivity. There can be miscellaneous configurations associated with a specific device type. Configurations of the devices can be set or retrieved through the following methods:

- RMprAdminServerSetInfo
- RMprAdminServerGetInfo
- RMprAdminServerGetInfoEx
- RMprAdminServerSetInfoEx
- RRouterDeviceEnum

The following request types, used by RasRpcSubmitRequest, also enable these operations:

- REQTYPE\_GETDEVICECONFIGINFO
- REQTYPE\_SETDEVICECONFIGINFO
- REQTYPE\_GETCALLEDID
- REQTYPE\_SETCALLEDID
- REQTYPE\_GETDEVCONFIG
- REQTYPE\_GETNDISWANDRIVERCAPS

Each port is associated with a port handle that can be retrieved using RRasAdminPortEnum or the RasRpcSubmitRequest with REQTYPE\_PORTENUM. This handle can be used to perform tasks or queries specific to a port using this handle as reference. For each configured port there are runtime information and statistics obtainable through RRasAdminPortGetInfo. The specific request type REQTYPE\_GETINFO of the RasRpcSubmitRequest method also enables these operations. Other than these get and set operations, there are other port-specific operations possible such as RRasAdminPortClearStats, RRasAdminPortReset, and RRasAdminPortDisconnect.

### 1.3.5 (Updated Section) Connection Object

The ports represent an endpoint of the remote access or demand-dial connectivity. As a part of the individual device process of establishing the underlying connectivity, there is data available at runtime. The data is represented as connection objects. The connections can be enumerated using RRasAdminConnectionEnumEx or RRasAdminConnectionEnum. Each connection is associated with a connection handle that can be used to refer to a specific connection instance. This can be obtained through the RRasAdminPortEnum or RRasAdminPortGetInfo methods. RRasAdminConnectionGetInfo or RRasAdminConnectionGetInfoEx enable the retrieval of the connection-specific information. Other than these, the connection-specific tasks that can be performed are as follows:

- RRasAdminConnectionClearStats
- RRasAdminConnectionNotification
- RRasAdminUpdateConnection
- RRasAdminConnectionRemoveQuarantine
- RRasAdminSendUserMessage

### 1.4 Relationship to Other Protocols

The RRAS Management Protocol relies on RPC [MS-RPCE] as a transport. It is used to remotely manage RRAS server implementations. For more information about RRAS, see [MSDN-RAS].

This protocol uses RPC over named pipes as specified in section 2.1. The support for the RPC protocol sequence using named pipes is as specified in the [MS-RPCE] section 2.1.1.2.

This protocol uses DCOM [MS-DCOM] as specified in section 2.

The registry values that the RRASM client uses for configurations are handled using the [MS-RRP] protocol. Any RRAS server implementation can use these registry settings to initialize the RRAS server configuration.

### 1.5 Prerequisites/Preconditions

This protocol is implemented on top of DCOM and RPC. The pre-requisites specified in [MS-DCOM] and [MS-RPCE] are applicable.

The RRAS Management Protocol assumes that a client has obtained the name or the IP address of the RRAS server that implements this protocol suite before the protocol is invoked.

## 1.6 Applicability Statement

This protocol is applicable when an application needs to remotely configure, manage, or monitor an RRAS server implementation.

## 1.7 Versioning and Capability Negotiation

**Supported Transports:** The RRAS Management Protocol uses the RPC protocol as a transport and the RPC protocol sequence as specified in section 2.1.

**Protocol Versions:** This protocol has three interfaces named DIMSVC, RASRPC, and REMRAS. Each interface has only one interface version. The interfaces have been extended by adding additional methods at the end. The use of these methods is specified in section 3.1, section 3.3, and section 3.5.

**Security and Authentication Methods:** Authentication and security for the transport used by this protocol are specified in [MS-RPCE]. For the RPC and DCOM interfaces, the security and authentication mechanisms are described in section 5.

**Localization:** This protocol passes text strings in various methods. Localization considerations for such strings are specified where relevant.

**Capability Negotiation:** The RRAS Management Protocol does not support negotiation of the interface version to use for the RPC interfaces. Instead, this protocol uses only the interface version number specified in the Interface Definition Language (IDL) for versioning and capability negotiation.

## 1.8 Vendor-Extensible Fields

This protocol uses error codes as defined in [MS-ERREF] section 2.2. Additional error codes are defined in section 2.2.4. Vendors SHOULD reuse those values with their indicated meaning. Choosing any other value runs the risk of a collision in the future.

## 1.9 (Updated Section) Standards Assignments

The following parameters are private Microsoft assignments.

Parameter	Value	Reference
RPC interface UUID for <del>dimsvc</del> <b>DIMSVC</b> interface	8f09f000-b7ed-11ce-bbd2-00001a181cad	[C706] section A.2.5
RPC interface UUID for <del>Rasrpc</del> <b>RASRPC</b> interface	20610036-fa22-11cf-9823-00a0c911e5df	[C706] section A.2.5
Named pipe name	\\PIPE\ROUTER	
CLSID for REMRAS interface	1aa7f844-c7f5-11d0-A376-00c04fc9da04	
RPC interface <b>UUID</b> for IRemoteNetworkConfig interface	66a2db1b-d706-11d0-a37b-00c04fc9da04	
RPC interface <b>UUID</b> for IRemoteRouterRestart interface	66a2db20-d706-11d0-a37b-00c04fc9da04	
RPC interface <b>UUID</b> for IRemoteSetDnsConfig interface	66a2db21-d706-11d0-a37b-00c04fc9da04	

Parameter	Value	Reference
RPC interface <b>UUID</b> for IRemoteICFICSConfig interface	66a2db22-d706-11d0-a37b-00c04fc9da04	
RPC interface <b>UUID</b> for IRemoteStringIdConfig interface	67e08fc2-2984-4b62-b92e-fc1aae64bbbb	
RPC interface <b>UUID</b> for IRemoteIPV6Config interface	6139d8a4-e508-4ebb-bac7-d7f275145897	
RPC interface <b>UUID</b> for IRemoteSstpCertCheck interface	5ff9bdf6-bd91-4d8b-a614-d6317acc8dd8	

## 2 (Updated Section) Messages

The following sections specify how Routing and Remote Access Server Management messages are transported and specifies their message syntax, Phonebook format, registry keys, and error codes.

### 2.1 (Updated Section) Transport

RRASM uses RPC over named pipes, with the named pipe-name as \PIPE\ROUTER and DCOM interfaces.

The protocol MUST use the following UUID for the RPC interfaces:

- 8f09f000-b7ed-11ce-bbd2-00001a181cad for the **dimsvc** interface
- 20610036-fa22-11cf-9823-00a0c911e5df for the **rasrpc** interface

The protocol MUST use the following **UUIDs** for the **REMRAS** DCOM interfaces:

- 66a2db1b-d706-11d0-a37b-00c04fc9da04 for the **IRemoteNetworkConfig** interface
- 66a2db20-d706-11d0-a37b-00c04fc9da04 for the **IRemoteRouterRestart** interface
- 66a2db21-d706-11d0-a37b-00c04fc9da04 for the **IRemoteSetDnsConfig** interface
- 66a2db22-d706-11d0-a37b-00c04fc9da04 for the **IRemoteICFICSConfig** interface
- 67e08fc2-2984-4b62-b92e-fc1aae64bbb for the **IRemoteStringIdConfig** interface
- 6139d8a4-e508-4ebb-bac7-d7f275145897 for the **IRemoteIPV6Config** interface
- 5ff9bdf6-bd91-4d8b-a614-d6317acc8dd8 for the **IRemoteSstpCertCheck** interface

#### 2.1.1 (Updated Section) **dimsvc** **DIMSV**C Security Settings

The following sections specify **DIMSV**C server and client security settings.

##### 2.1.1.1 (Updated Section) Server Security Settings

The server interface MUST be identified by the UUID 8f09f000-b7ed-11ce-bbd2-00001a181cad version 0.0. The server MUST specify RPC over SMB as the RPC protocol sequence to the RPC implementation, as specified in [MS-RPCE]. The **dimsvc** **DIMSV**C RPC server MUST specify "Simple and Protected GSS-API Negotiation Mechanism" (0x09) as the RPC authentication service (AS) as specified in [MS-RPCE] section 2.2.1.1.7. The dimsvc RPC SHOULD support RPC\_C\_AUTHN\_LEVEL\_PKT\_PRIVACY (0x06) as the RPC authentication level. This enables clients requiring data confidentiality to be able to connect to the RPC server interface with data confidentiality.

The **dimsvc** **DIMSV**C RPC server, to perform its task, MUST impersonate the RPC client and retrieve its identity as specified in [MS-RPCE] section 3.3.3.4.3. To determine whether the client has access to an RPC method, all the RPC methods described under section 3.1.4 use this identity to ensure that the client belongs to the local administrators group on the server.

##### 2.1.1.2 (Updated Section) Client Security Settings

The RPC client for the **dimsvc** **DIMSV**C RPC interface MUST use **ncacn\_np** as the RPC protocol sequence. The client MUST specify "Simple and Protected GSS-API Negotiation Mechanism" (0x09) as the authentication service, as specified in [MS-RPCE] section 2.2.1.1.7. The client SHOULD supply a service principal name (SPN) (for more information, see [SPNAMES]) of "host/hostname" where

hostname is the actual name of the server to which the client is connecting and "host/" is the literal string "host/". The RPC client MUST first bind to the named pipe mentioned in section 2.1 and use the binding handle obtained (as a part of the binding process) to further communicate with the server, as specified in section 2 of [C706]. The RPC client MAY also negotiate `RPC_C_AUTHN_LEVEL_PKT_PRIVACY` as the authentication level in order to ensure the communication to the RPC server is also protected with data confidentiality. The client MUST enable the server to impersonate the client identity by specifying `RPC_C_IMPL_LEVEL_IMPERSONATE` as the impersonation level, as specified in [MS-RPCE] section 2.2.1.1.9.

## 2.1.2 (Updated Section) Rasrpc Security Settings

The following sections specify RASRPC server and client security settings.

### 2.1.2.1 (Updated Section) Server Security Settings

The server interface MUST be identified by the **UUID** 20610036-fa22-11cf-9823-00a0c911e5df version 1.0. The server MUST specify RPC over SMB as the RPC protocol sequence to the RPC implementation, as specified in [MS-RPCE]. The **RasrpeRASRPC** RPC server SHOULD<2> specify "Simple and Protected GSS-API Negotiation Mechanism" (0x09) as the RPC Authentication service, as specified in [MS-RPCE] section 2.2.1.1.7. The **RasrpeRASRPC** RPC server SHOULD<3> specify "NT LAN Manager (NTLM)" and "Kerberos" as additional authentication services supported, as specified in [MS-RPCE] section 2.2.1.1.7. The **RasrpeRASRPC** RPC server SHOULD<4> support all authentication levels up to `RPC_C_AUTHN_LEVEL_PKT_PRIVACY` (0x06) to enable clients to use data confidentiality as required. It SHOULD allow clients to connect only with an authentication level of at least `RPC_C_AUTHN_LEVEL_CONNECT`.<5> Additionally, the RPC server MUST allow only clients that are part of the administrators group on the server.

### 2.1.2.2 (Updated Section) Client Security Settings

The RPC client for **RasrpeRASRPC** RPC interface MUST use `ncacn_np` as the RPC protocol sequence. The client SHOULD<6> specify "Simple and Protected GSS-API Negotiation Mechanism" (0x09) as the authentication service, as specified in [MS-RPCE] section 2.2.1.1.7. The client MAY<7> use "NT LAN Manager (NTLM)" or "Kerberos" as the authentication services specifically to connect to the server. The client SHOULD supply a service principal name (SPN) (for more information, see [SPNNAMES]) of "host/hostname" where "hostname" is the actual name of the server to which the client is connecting. "host/" is the literal string "host/". The RPC client MUST first bind to the named pipe mentioned in section 2.1 and use the binding handle obtained (as a part of the binding process) to further communicate with the server, as specified in section 2 of [C706]. The client SHOULD negotiate `RPC_C_AUTHN_LEVEL_PKT_PRIVACY`<8> as the authentication level in order to have a secure connection to the RPC server with data confidentiality also. The client MUST enable the server to impersonate the client identity by specifying `RPC_C_IMPL_LEVEL_IMPERSONATE` as the impersonation level as described in [MS-RPCE] section 2.2.1.1.9.

## 2.1.3 Remras Security Settings

The remras interfaces make use of the underlying DCOM security framework, as specified in [MS-DCOM], and rely upon its access control.

## 2.2 (Updated Section) Common Data Types

In addition to RPC base types and definitions specified in [C706] and [MS-RPCE], common data types used by this protocol are specified in the following sections. Additionally, RRAS phonebook file format server registry keys and server error codes are specified in the following sections. Finally, additional structures are specified that are used for REMRAS DCOM-based common messages that are not defined in [MS-DCOM].

## 2.2.1 RRAS RPC Common Messages

In addition to RPC base types and definitions specified in [C706] and [MS-RPCE], additional data types are defined in this section.

All multi-byte integer values in the messages declared in this section use little-endian byte order.

### 2.2.1.1 (Updated Section) Data Types, Enumerations, and Constants

The data types, enumerations, and constants specified in this section are used as fields in one or more messages or structures in the **DIMSRV** and **RASRPC** RPC interfaces.

#### 2.2.1.1.1 ROUTER\_INTERFACE\_TYPE

The **ROUTER\_INTERFACE\_TYPE** type enumerates the different kinds of interfaces on the RRAS server.

```
typedef enum _ROUTER_INTERFACE_TYPE
{
    ROUTER_IF_TYPE_CLIENT,
    ROUTER_IF_TYPE_HOME_ROUTER,
    ROUTER_IF_TYPE_FULL_ROUTER,
    ROUTER_IF_TYPE_DEDICATED,
    ROUTER_IF_TYPE_INTERNAL,
    ROUTER_IF_TYPE_LOOPBACK,
    ROUTER_IF_TYPE_TUNNEL1,
    ROUTER_IF_TYPE_DIALOUT
} ROUTER_INTERFACE_TYPE;
```

**ROUTER\_IF\_TYPE\_CLIENT:** The interface is for a remote access client.

**ROUTER\_IF\_TYPE\_HOME\_ROUTER:** The interface is for a home RRAS server or a one-way initiated demand-dial interface. With one-way initiated connections, one router is always the answering router and the other router is always the calling router [MSFT-ROUTING].

**ROUTER\_IF\_TYPE\_FULL\_ROUTER:** The interface is for a full router or a two-way initiated demand-dial interface. With two-way initiated connections, either router can be the answering router or the calling router, depending on which router initiates the connection [MSFT-ROUTING].

**ROUTER\_IF\_TYPE\_DEDICATED:** The interface is always connected. It is a LAN interface, or the interface is connected over a leased line.

**ROUTER\_IF\_TYPE\_INTERNAL:** The interface is an internal-only interface.

**ROUTER\_IF\_TYPE\_LOOPBACK:** The interface is a loopback interface.

**ROUTER\_IF\_TYPE\_TUNNEL1:** The interface is an IP in IP tunnel.<9>

**ROUTER\_IF\_TYPE\_DIALOUT:** The interface is a demand-dial interface [MSFT-ROUTING].

#### 2.2.1.1.2 (Updated Section) ROUTER\_CONNECTION\_STATE

The **ROUTER\_CONNECTION\_STATE** type enumerates the possible states of an interface on the RRAS server.

```
typedef enum
{
    ROUTER_IF_STATE_UNREACHABLE,
    ROUTER_IF_STATE_DISCONNECTED,
    ROUTER_IF_STATE_CONNECTING,
```



```
ROUTER_IF_STATE_CONNECTED
} ROUTER_CONNECTION_STATE;
```

**ROUTER\_IF\_STATE\_UNREACHABLE:** The interface is unreachable.

**ROUTER\_IF\_STATE\_DISCONNECTED:** The interface is reachable, but disconnected.

**ROUTER\_IF\_STATE\_CONNECTING:** The interface is in the process of connecting.

**ROUTER\_IF\_STATE\_CONNECTED:** The interface is connected.

### 2.2.1.1.3 RAS\_QUARANTINE\_STATE

The **RAS\_QUARANTINE\_STATE** enumerated type indicates the quarantine state of a client connection [MS-RNAP]. For more information, see [MSDN-NAP].

```
typedef enum _RAS_QUARANTINE_STATE
{
    RAS_QUAR_STATE_NORMAL,
    RAS_QUAR_STATE_QUARANTINE,
    RAS_QUAR_STATE_PROBATION,
    RAS_QUAR_STATE_UNKNOWN
} RAS_QUARANTINE_STATE;
```

**RAS\_QUAR\_STATE\_NORMAL:** The connection state is normal.

**RAS\_QUAR\_STATE\_QUARANTINE:** The connection is quarantined, meaning that the client did not meet the health requirements [MS-RNAP] and therefore, its access is restricted to specific servers.

**RAS\_QUAR\_STATE\_PROBATION:** The connection is in probation, meaning that the client is not healthy [MS-RNAP] and needs to become healthy within a specified duration.

**RAS\_QUAR\_STATE\_UNKNOWN:** The connection state is unknown.

### 2.2.1.1.4 RAS\_PORT\_CONDITION

The **RAS\_PORT\_CONDITION** enumerated type specifies information regarding the connection condition of a given RAS port.

```
typedef enum _RAS_PORT_CONDITION
{
    RAS_PORT_NON_OPERATIONAL,
    RAS_PORT_DISCONNECTED,
    RAS_PORT_CALLING_BACK,
    RAS_PORT_LISTENING,
    RAS_PORT_AUTHENTICATING,
    RAS_PORT_AUTHENTICATED,
    RAS_PORT_INITIALIZING
} RAS_PORT_CONDITION;
```

**RAS\_PORT\_NON\_OPERATIONAL:** The port is non-operational.

**RAS\_PORT\_DISCONNECTED:** The port is disconnected.

**RAS\_PORT\_CALLING\_BACK:** The port is in the process of a calling back a dialed connection.

**RAS\_PORT\_LISTENING:** The port is listening for incoming calls.

**RAS\_PORT\_AUTHENTICATING:** The user connected to the port is being authenticated.

**RAS\_PORT\_AUTHENTICATED:** The port has authenticated a user.

**RAS\_PORT\_INITIALIZING:** The port is initializing.

#### 2.2.1.1.5 RAS\_HARDWARE\_CONDITION

The **RAS\_HARDWARE\_CONDITION** enumeration type specifies hardware status information about a given RAS port.

```
typedef enum _RAS_HARDWARE_CONDITION
{
    RAS_HARDWARE_OPERATIONAL,
    RAS_HARDWARE_FAILURE
} RAS_HARDWARE_CONDITION;
```

**RAS\_HARDWARE\_OPERATIONAL:** The hardware attached to this RAS port is operational and is ready to receive client calls.

**RAS\_HARDWARE\_FAILURE:** The hardware attached to this RAS port has failed.

#### 2.2.1.1.6 DIM\_HANDLE

The **DIM\_HANDLE** is a `handle_t` used by methods specified in section 3.1.4; details of how it is obtained are specified in section 3.1.3.

This type is declared as follows:

```
typedef handle_t DIM_HANDLE;
```

#### 2.2.1.1.7 FORWARD\_ACTION

The **FORWARD\_ACTION** enumeration type specifies the type of action to be taken in a filter.

```
typedef enum _FORWARD_ACTION
{
    FORWARD = 0,
    DROP = 1,
} FORWARD_ACTION;
```

**FORWARD:** Allows the traffic to pass through the filter.

**DROP:** Does not allow the traffic to pass through the filter: drops the traffic.

#### 2.2.1.1.8 MIB\_IPFORWARD\_TYPE

The **MIB\_IPFORWARD\_TYPE** enumeration type specifies the type of the IP route.

```
typedef enum
{
    MIB_IPROUTE_TYPE_OTHER = 1,
    MIB_IPROUTE_TYPE_INVALID = 2,
    MIB_IPROUTE_TYPE_DIRECT = 3,
    MIB_IPROUTE_TYPE_INDIRECT = 4,
} MIB_IPFORWARD_TYPE;
```

**MIB\_IPROUTE\_TYPE\_OTHER:** Other than the type specified in [RFC1354].

**MIB\_IPROUTE\_TYPE\_INVALID:** An invalid route is deleted.

**MIB\_IPROUTE\_TYPE\_DIRECT:** A local route where the next hop is the final destination (a local interface).

**MIB\_IPROUTE\_TYPE\_INDIRECT:** The remote route where the next hop is not the final destination (a remote destination).

### 2.2.1.1.9 MIB\_IPFORWARD\_PROTO

The **MIB\_IPFORWARD\_PROTO** enumeration indicates which protocols have updated routes.

```
typedef enum
{
    MIB_IPPROTO_OTHER = 1,
    MIB_IPPROTO_LOCAL = 2,
    MIB_IPPROTO_NETMGMT = 3,
    MIB_IPPROTO_ICMP = 4,
    MIB_IPPROTO_EGP = 5,
    MIB_IPPROTO_GGP = 6,
    MIB_IPPROTO_HELLO = 7,
    MIB_IPPROTO_RIP = 8,
    MIB_IPPROTO_IS_IS = 9,
    MIB_IPPROTO_ES_IS = 10,
    MIB_IPPROTO_CISCO = 11,
    MIB_IPPROTO_BBN = 12,
    MIB_IPPROTO_OSPF = 13,
    MIB_IPPROTO_BGP = 14,
    MIB_IPPROTO_NT_AUTOSTATIC = 10002,
    MIB_IPPROTO_NT_STATIC = 10006,
    MIB_IPPROTO_NT_STATIC_NON_DOD = 10007,
} MIB_IPFORWARD_PROTO;
```

**MIB\_IPPROTO\_OTHER:** A route added by a protocol not specified in [RFC1354].

**MIB\_IPPROTO\_LOCAL:** A route added locally on an interface.

**MIB\_IPPROTO\_NETMGMT:** A static route. This value is used to identify route information for IP routing set through network management such as DHCP, the Simple Network Management Protocol (SNMP), or by any other API to create routes.

**MIB\_IPPROTO\_ICMP:** A route added as a result of an Internet Control Message Protocol (ICMP) redirect.

**MIB\_IPPROTO\_EGP:** A route added by the Exterior Gateway Protocol (EGP), a dynamic routing protocol.

**MIB\_IPPROTO\_GGP:** A route added by the Gateway-to-Gateway Protocol (GGP), a dynamic routing protocol.

**MIB\_IPPROTO\_HELLO:** A route added by the Hellospeak protocol, a dynamic routing protocol. This protocol is not supported and MUST NOT be used.

**MIB\_IPPROTO\_RIP:** A route added by the Berkeley Routing Information Protocol (RIP) or RIP-II, a dynamic routing protocol. See [RFC1058] and [RFC1723].

**MIB\_IPPROTO\_IS\_IS:** A route added by the Intermediate System-to-Intermediate System (IS-IS) protocol, a dynamic routing protocol. The IS-IS protocol was developed for use in the Open Systems Interconnection (OSI) protocol suite.

**MIB\_IPPROTO\_ES\_IS:** A route added by the End System-to-Intermediate System (ES-IS) protocol, a dynamic routing protocol. The ES-IS protocol was developed for use in the Open Systems Interconnection (OSI) protocol suite.

**MIB\_IPPROTO\_CISCO:** A route added by the Cisco Interior Gateway Routing Protocol (IGRP), a dynamic routing protocol.

**MIB\_IPPROTO\_BBN:** A route added by the Bolt, Beranek, and Newman (BBN) Interior Gateway Protocol (IGP) that used the Shortest Path First (SPF) algorithm, a dynamic routing protocol.

**MIB\_IPPROTO OSPF:** A route added by the Open Shortest Path First (OSPF) protocol, a dynamic routing protocol.

**MIB\_IPPROTO\_BGP:** A route added by the Border Gateway Protocol (BGP), a dynamic routing protocol.

**MIB\_IPPROTO\_NT\_AUTOSTATIC:** A route that was originally generated by a routing protocol, but now is static.

**MIB\_IPPROTO\_NT\_STATIC:** A route added as a static route from the routing user interface (5) or a routing command.

**MIB\_IPPROTO\_NT\_STATIC\_NON\_DOD:** A route added as a static route from the routing user interface or a routing command. These routes do not cause demand-dial.

#### 2.2.1.1.10 MIB\_IPSTATS\_FORWARDING

The **MIB\_IPSTATS\_FORWARDING** enumerates different forwarding possibilities.

```
typedef enum
{
    MIB_IP_FORWARDING = 1,
    MIB_IP_NOT_FORWARDING = 2,
} MIB_IPSTATS_FORWARDING,
*PMIB_IPSTATS_FORWARDING;
```

**MIB\_IP\_FORWARDING:** Forwarding-enabled.

**MIB\_IP\_NOT\_FORWARDING:** Not forwarding-enabled.

#### 2.2.1.1.11 MIB\_TCP\_STATE

The **MIB\_TCP\_STATE** enumeration enumerates different possible TCP states.

```
typedef enum
{
    MIB_TCP_STATE_CLOSED = 1,
    MIB_TCP_STATE_LISTEN = 2,
    MIB_TCP_STATE_SYN_SENT = 3,
    MIB_TCP_STATE_SYN_RCVD = 4,
    MIB_TCP_STATE_ESTAB = 5,
    MIB_TCP_STATE_FIN_WAIT1 = 6,
    MIB_TCP_STATE_FIN_WAIT2 = 7,
    MIB_TCP_STATE_CLOSE_WAIT = 8,
    MIB_TCP_STATE_CLOSING = 9,
    MIB_TCP_STATE_LAST_ACK = 10,
    MIB_TCP_STATE_TIME_WAIT = 11,
    MIB_TCP_STATE_DELETE_TCB = 12,
} MIB_TCP_STATE;
```

**MIB\_TCP\_STATE\_CLOSED:** The TCP connection is closed.

**MIB\_TCP\_STATE\_LISTEN:** The TCP connection is in the listen state.

**MIB\_TCP\_STATE\_SYN\_SENT:** A SYN packet has been sent.

**MIB\_TCP\_STATE\_SYN\_RCVD:** A SYN packet has been received.

**MIB\_TCP\_STATE\_ESTAB:** The TCP connection has been established.

**MIB\_TCP\_STATE\_FIN\_WAIT1:** The TCP connection is waiting for a FIN packet.

**MIB\_TCP\_STATE\_FIN\_WAIT2:** The TCP connection is waiting for a FIN packet.

**MIB\_TCP\_STATE\_CLOSE\_WAIT:** The TCP connection is in the close wait state.

**MIB\_TCP\_STATE\_CLOSING:** The TCP connection is closing.

**MIB\_TCP\_STATE\_LAST\_ACK:** The TCP connection is in the last ACK state.

**MIB\_TCP\_STATE\_TIME\_WAIT:** The TCP connection is in the time wait state.

**MIB\_TCP\_STATE\_DELETE\_TCB:** The TCP connection is in the delete TCB state.

#### 2.2.1.1.12 TCP\_RTO\_ALGORITHM

The **TCP\_RTO\_ALGORITHM** enumerates different TCP retransmission time-out algorithms.

```
typedef enum
{
    MIB_TCP_RTO_OTHER = 1,
    MIB_TCP_RTO_CONSTANT = 2,
    MIB_TCP_RTO_RSRE = 3,
    MIB_TCP_RTO_VANJ = 4,
} TCP_RTO_ALGORITHM,
*PTCP_RTO_ALGORITHM;
```

**MIB\_TCP\_RTO\_OTHER:** Other.

**MIB\_TCP\_RTO\_CONSTANT:** Constant time-out.

**MIB\_TCP\_RTO\_RSRE:** MIL-STD-1778. See [RFC4022].

**MIB\_TCP\_RTO\_VANJ:** Van Jacobson's algorithm. See [RFC1144].

#### 2.2.1.1.13 IP\_NAT\_DIRECTION

The **IP\_NAT\_DIRECTION** enumeration contains Network Address Translator (NAT) directions.

```
typedef enum _IP_NAT_DIRECTION
{
    NatInboundDirection = 0,
    NatOutboundDirection
} IP_NAT_DIRECTION,
*PIP_NAT_DIRECTION;
```

**NatInboundDirection:** The packet was received from a public address and is to be sent to private address.

**NatOutboundDirection:** The packet was received from a private address and is to be sent to public address.

#### 2.2.1.1.14 (Updated Section) OSPF\_PARAM\_TYPE

The **OSPF\_PARAM\_TYPE** enumeration contains an OSPF parameter type that defines the type of information in the following structures:

- OSPF\_ROUTE\_FILTER\_INFO (section 2.2.1.2.209)
- OSPF\_PROTO\_FILTER\_INFO (section 2.2.1.2.210)
- OSPF\_GLOBAL\_PARAM (section 2.2.1.2.211)
- OSPF\_AREA\_PARAM (section 2.2.1.2.212)
- OSPF\_AREA\_RANGE\_PARAM (section 2.2.1.2.213)
- OSPF\_VIRT\_INTERFACE\_PARAM (section 2.2.1.2.214)
- OSPF\_INTERFACE\_PARAM (section 2.2.1.2.215)
- OSPF\_NBMA\_NEIGHBOR\_PARAM (section 2.2.1.2.216)

```
typedef enum
{
    OSPF_END_PARAM_TYPE = 0,
    OSPF_GLOBAL_PARAM_TYPE,
    OSPF_AREA_PARAM_TYPE,
    OSPF_AREA_RANGE_PARAM_TYPE,
    OSPF_INTF_PARAM_TYPE,
    OSPF_NEIGHBOR_PARAM_TYPE,
    OSPF_VIRT_INTF_PARAM_TYPE,
    OSPF_ROUTE_FILTER_PARAM_TYPE,
    OSPF_PROTOCOL_FILTER_PARAM_TYPE
} OSPF_PARAM_TYPE;
```

**OSPF\_END\_PARAM\_TYPE:** Specifies that there is no more configuration information and marks the end of the configuration.

**OSPF\_GLOBAL\_PARAM\_TYPE:** Mapped to the **OSPF\_GLOBAL\_PARAM** structure.

**OSPF\_AREA\_PARAM\_TYPE:** Mapped to the **OSPF\_AREA\_PARAM** structure.

**OSPF\_AREA\_RANGE\_PARAM\_TYPE:** Mapped to the **OSPF\_AREA\_RANGE\_PARAM** structure.

**OSPF\_INTF\_PARAM\_TYPE:** Mapped to the **OSPF\_INTERFACE\_PARAM** structure.

**OSPF\_NEIGHBOR\_PARAM\_TYPE:** Mapped to the **OSPF\_NBMA\_NEIGHBOR\_PARAM** structure.

**OSPF\_VIRT\_INTF\_PARAM\_TYPE:** Mapped to the **OSPF\_VIRT\_INTF\_PARAM** structure.

**OSPF\_ROUTE\_FILTER\_PARAM\_TYPE:** Mapped to the **OSPF\_ROUTE\_FILTER\_PARAM** structure.

**OSPF\_PROTOCOL\_FILTER\_PARAM\_TYPE:** Mapped to the **OSPF\_PROTOCOL\_FILTER\_PARAM** structure.

#### 2.2.1.1.15 OSPF\_FILTER\_ACTION

The **OSPF\_FILTER\_ACTION** enumeration is used to determine whether or not a route is added to the OSPF database.

```

typedef enum _OSPF_FILTER_ACTION
{
    ACTION_DROP = 0,
    ACTION_ACCEPT = 1
} OSPF_FILTER_ACTION,
*POSPF_FILTER_ACTION;

```

**ACTION\_DROP:** The route is not added to the OSPF database.

**ACTION\_ACCEPT:** The route is added to the OSPF database.

### 2.2.1.1.16 RASDEVICETYPE

The **RASDEVICETYPE** type enumeration defines the different device types on the RRAS server.

```

typedef enum _RASDEVICETYPE
{
    RDT_Modem = 0,
    RDT_X25,
    RDT_Isdn,
    RDT_Serial,
    RDT_FrameRelay,
    RDT_Atm,
    RDT_Sonet,
    RDT_Sw56,
    RDT_Tunnel_Pptp,
    RDT_Tunnel_L2tp,
    RDT_Irda,
    RDT_Parallel,
    RDT_Other,
    RDT_PPPE,
    RDT_Tunnel_Sstp,
    RDT_Tunnel_Ikev2,
    RDT_Tunnel = 0x00010000,
    RDT_Direct = 0x00020000,
    RDT_Null_Modem = 0x00040000,
    RDT_Broadband = 0x00080000
} RASDEVICETYPE;

```

**RDT\_Modem:** Modem device

**RDT\_X25:** X.25 device

**RDT\_Isdn:** ISDN device

**RDT\_Serial:** Serial port device

**RDT\_FrameRelay:** Frame relay device

**RDT\_Atm:** Asynchronous transfer mode (ATM) device

**RDT\_Sonet:** Sonet device

**RDT\_Sw56:** Switched 56K access device

**RDT\_Tunnel\_Pptp:** PPTP device

**RDT\_Tunnel\_L2tp:** L2TP device

**RDT\_Irda:** Infrared Data Association (IrDA) device.

**RDT\_Parallel:** Parallel port device.

**RDT\_Other:** Any other device.

**RDT\_PPPE:** PPPoE device.<10>

**RDT\_Tunnel\_Sstp:** SSTP device.<11>

**RDT\_Tunnel\_Ikev2:** IKEv2 device.<12>

**RDT\_Tunnel:** Specifies the tunnel device class like PPTP, L2TP, SSTP, IKEv2.

**RDT\_Direct:** Specifies the direct device class like Serial, Parallel.

**RDT\_Null\_Modem:** Specifies modem device class like Modem, Isdn, Irda.

**RDT\_Broadband:** Specifies broadband device class like PPPoE.<13>

The final four values (RDT\_Tunnel, RDT\_Direct, RDT\_Null\_Modem, RDT\_Broadband) are used to specify the class of the device.

### 2.2.1.1.17 RASMAN\_STATUS

The **RASMAN\_STATUS** type enumerates the status of the Port.

```
typedef enum _RASMAN_STATUS
{
    OPEN = 0,
    CLOSED = 1,
    UNAVAILABLE = 2,
    REMOVED = 3
} RASMAN_STATUS;
```

**OPEN:** Port is in open state for a connection.

**CLOSED:** Port is in closed state and is available for connection.

**UNAVAILABLE:** Port is in the process of being removed and is not available for connection.

**REMOVED:** Port is removed and is not available for connection.

### 2.2.1.1.18 ReqTypes

The **ReqTypes** enumeration indicates the different types of message requests that can be passed in the **RB\_ReqType** field of RequestBuffer structure.

```
typedef enum _ReqTypes
{
    REQTYPE_PORTENUM = 21,
    REQTYPE_GETINFO = 22,
    REQTYPE_GETDEVCONFIG = 73,
    REQTYPE_SETDEVICECONFIGINFO = 94,
    REQTYPE_GETDEVICECONFIGINFO = 95,
    REQTYPE_GETCALLEDID = 105,
    REQTYPE_SETCALLEDID = 106,
    REQTYPE_GETNDISWANDRIVERCAPS = 111
} ReqTypes;
```

**REQTYPE\_PORTENUM:** Request to enumerate all the port information on the RRAS.

**REQTYPE\_GETINFO:** Request to get information about a specific port on the RRAS.

**REQTYPE\_GETDEVCONFIG:** Request to get device information on the RRAS.



**REQTYPE\_SETDEVICECONFIGINFO:** Request to set device configuration information on RRAS.

**REQTYPE\_GETDEVICECONFIGINFO:** Request to get device configuration information on RRAS.

**REQTYPE\_GETCALLEDID:** Request to get CalledId information for a specific device on RRAS.

**REQTYPE\_SETCALLEDID:** Request to set CalledId information for a specific device on RRAS.

**REQTYPE\_GETNDISWANDRIVERCAPS:** Request to get the encryption capabilities of the RRAS.

#### 2.2.1.1.19 RASMAN\_STATE

The **RASMAN\_STATE** enumeration indicates the connection condition of a given RAS port.

```
typedef enum _RASMAN_STATE
{
    CONNECTING = 0,
    LISTENING = 1,
    CONNECTED = 2,
    DISCONNECTING = 3,
    DISCONNECTED = 4,
    LISTENCOMPLETED = 5,
} RASMAN_STATE;
```

**CONNECTING:** The port is in the process of connecting.

**LISTENING:** The port is listening for connection requests.

**CONNECTED:** The port is connected.

**DISCONNECTING:** The port is in the process of disconnecting.

**DISCONNECTED:** The port is disconnected.

**LISTENCOMPLETED:** The port has completed listening for connection requests.

#### 2.2.1.1.20 RASMAN\_DISCONNECT\_TYPE

The **RASMAN\_DISCONNECT\_TYPE** enumeration indicates different types of disconnection requests for a given RAS port.

```
typedef enum _RASMAN_DISCONNECT_TYPE
{
    USER_REQUESTED = 0,
    REMOTE_DISCONNECTION = 1,
    HARDWARE_FAILURE = 2,
    NOT_DISCONNECTED = 3
} RASMAN_DISCONNECT_TYPE;
```

**USER\_REQUESTED:** The local user requested the disconnect action.

**REMOTE\_DISCONNECTION:** The remote dial-up or VPN client requested the disconnect action.

**HARDWARE\_FAILURE:** The hardware attached to this RAS port has failed.

**NOT\_DISCONNECTED:** The port is not disconnected.

#### 2.2.1.1.21 (Updated Section) RASMAN\_USAGE

The **RASMAN\_USAGE** enumerates the usage for a port. It can be any combination of the following values.

```
typedef enum _RASMAN_USAGE
{
    CALL_NONE = 0x00,
    CALL_IN = 0x01,
    CALL_OUT = 0x02,
    CALL_ROUTER = 0x04,
    CALL_LOGON = 0x08,
    CALL_OUT_ONLY = 0x10,
    CALL_IN_ONLY = 0x20,
    CALL_OUTBOUND_ROUTER = 0x40
} RASMAN_USAGE;
```

**CALL\_NONE:** Port is not configured for any usage.

**CALL\_IN:** Port is configured for incoming connection requests.

**CALL\_OUT:** Port is configured for outgoing connection requests

**CALL\_ROUTER:** Port is configured for demand-dial connection requests.

**CALL\_LOGON:** Port is configured for connection during logon.

**CALL\_OUT\_ONLY:** Port is configured only for outgoing connection requests.

**CALL\_IN\_ONLY:** Port is configured only for incoming connection requests.

**CALL\_OUTBOUND\_ROUTER:** Port is configured for outgoing demand-dial connection requests.

#### 2.2.1.1.22 BGP\_POLICY\_DIRECTION

The **BGP\_POLICY\_DIRECTION** enumeration<14> enumerates the values that specify the source of the Border Gateway Protocol (BGP) routes on which the BGP policy is applied.

```
typedef enum _BGP_POLICY_DIRECTION
{
    DirectionIngress = 1,
    DirectionEgress = 2
} BGP_POLICY_DIRECTION,
*PBGP_POLICY_DIRECTION;
```

**DirectionIngress:** The BGP policy is applied to the BGP routes advertised by BGP peers.

**DirectionEgress:** The BGP policy is applied to the BGP routes advertised by the BGP speaker.

#### 2.2.1.1.23 BGP\_POLICY\_TYPE

The **BGP\_POLICY\_TYPE** enumeration<15> enumerates the type of the BGP policy.

```
typedef enum _BGP_POLICY_TYPE
{
    PolicyFilter = 1,
    PolicyModify = 2
} BGP_POLICY_TYPE,
*PBGP_POLICY_TYPE;
```

**PolicyFilter:** The policy filters the routes based on the match criteria provided.

**PolicyModify:** The policy modifies some BGP route path attributes based on the match criteria.

#### 2.2.1.1.24 BGP\_PEERING\_OP\_MODE

The **BGP\_PEERING\_OP\_MODE** enumeration<16> enumerates the operation mode of a BGP peer.

```
typedef enum _BGP_PEERING_OP_MODE
{
    OpModeMixed = 1,
    OpModeServer = 2
} BGP_PEERING_OP_MODE,
*PBGP_PEERING_OP_MODE;
```

**OpModeMixed:** The BGP speaker is configured to accept an incoming connection from the BGP peer on port 179. It is also configured to initiate a connection to BGP peers.

**OpModeServer:** The BGP speaker is configured to only accept an incoming connection from the BGP peer. It never initiates the connection itself.

#### 2.2.1.2 (Updated Section) Structures

The structures specified in this section are used as fields in one or more messages or structures in the DIMSRV and RASRPC RPC interfaces.

##### 2.2.1.2.1 DIM\_INFORMATION\_CONTAINER

The **DIM\_INFORMATION\_CONTAINER** structure specifies a generic information container used by certain methods to store and retrieve information.

```
typedef struct _DIM_INFORMATION_CONTAINER {
    DWORD dwBufferSize;
    [size_is(dwBufferSize)] LPBYTE pBuffer;
} DIM_INFORMATION_CONTAINER,
*PDIM_INFORMATION_CONTAINER;
```

**dwBufferSize:** This MUST be set to the size, in bytes, of the data being pointed to by **pBuffer**.

**pBuffer:** A pointer to a buffer of size **dwBufferSize** that contains the information. The information contained in this buffer is specific to the API in which this structure is used.

This information can be any of the following structures:

- MPR\_SERVER\_0
- MPR\_SERVER\_1
- MPR\_SERVER\_2
- RASI\_CONNECTION\_0
- RASI\_CONNECTION\_1
- RASI\_CONNECTION\_2
- RASI\_CONNECTION\_3
- RASI\_PORT\_0
- RASI\_PORT\_1

- MPRI\_INTERFACE\_0
- MPRI\_INTERFACE\_1
- MPRI\_INTERFACE\_2

**DIM\_INFORMATION\_CONTAINER** specifies a generic information container used by the following methods to store and retrieve information:

- RMrAdminServerGetInfo (section 3.1.4.1)
- RRasAdminConnectionEnum (section 3.1.4.2)
- RRasAdminConnectionGetInfo (section 3.1.4.3)
- RRasAdminPortEnum (section 3.1.4.5)
- RRasAdminPortGetInfo (section 3.1.4.6)
- RRRouterInterfaceCreate (section 3.1.4.13)
- RRRouterInterfaceGetInfo (section 3.1.4.14)
- RRRouterInterfaceSetInfo (section 3.1.4.15)
- RRRouterInterfaceEnum (section 3.1.4.21)
- RRRouterInterfaceDeviceGetInfo (section 3.1.4.39)
- RRRouterInterfaceDeviceSetInfo (section 3.1.4.40)
- RRRouterInterfaceSetCredentialsEx (section 3.1.4.41)
- RRRouterInterfaceGetCredentialsEx (section 3.1.4.42)
- RMrAdminServerSetInfo (section 3.1.4.44)
- RRRouterDeviceEnum (section 3.1.4.37)

### 2.2.1.2.2 (Updated Section) DIM\_INTERFACE\_CONTAINER

The **DIM\_INTERFACE\_CONTAINER** structure specifies a generic structure used by certain methods to set, create, or retrieve information from the RRAS server.

```
typedef struct _DIM_INTERFACE_CONTAINER {
    DWORD fGetInterfaceInfo;
    DWORD dwInterfaceInfoSize;
    [size_is(dwInterfaceInfoSize)] LPBYTE pInterfaceInfo;
    DWORD fGetGlobalInfo;
    DWORD dwGlobalInfoSize;
    [size_is(dwGlobalInfoSize)] LPBYTE pGlobalInfo;
} DIM_INTERFACE_CONTAINER,
*PDIM_INTERFACE_CONTAINER;
```

**fGetInterfaceInfo:** This field is used to get interface information from the server. This MUST be set to TRUE when the client needs to retrieve interface information from the server while calling the RRRouterInterfaceTransportGetGlobalInfo (section 3.1.4.11) and RRRouterInterfaceTransportGetInfo (section 3.1.4.19) methods.

**dwInterfaceInfoSize:** This MUST be set to the size of *pInterfaceInfo*.

**pInterfaceInfo:** This MUST point to a buffer that specifies the default client interface information for the transport. The buffer MUST contain RTR\_INFO\_BLOCK\_HEADER (section 2.2.1.2.3) with a valid info type of RTR\_TOC\_ENTRY (section 2.2.1.2.4).

**fGetGlobalInfo:** This field is used to get or set global information. This field MUST be set to TRUE when the client needs to retrieve global information from the server while calling RRouterInterfaceTransportGetGlobalInfo.

**dwGlobalInfoSize:** This MUST be set to the size of pGlobalInfo.

**pGlobalInfo:** This MUST point to a buffer that specifies global information for the transport. The buffer MUST contain a **RTR\_INFO\_BLOCK\_HEADER** with a valid info type of **RTR\_TOC\_ENTRY**.

The **DIM\_INTERFACE\_CONTAINER** specifies a generic structure used by the following methods to set, create, or retrieve information from the RRAS server:

- RRouterInterfaceTransportSetGlobalInfo (section 3.1.4.10)
- RRouterInterfaceTransportGetGlobalInfo (section 3.1.4.11)
- RRouterInterfaceTransportAdd (section 3.1.4.18)
- RRouterInterfaceTransportGetInfo (section 3.1.4.19)
- RRouterInterfaceTransportSetInfo (section 3.1.4.20)
- RRouterInterfaceTransportCreate (section 3.1.4.38)

### 2.2.1.2.3 RTR\_INFO\_BLOCK\_HEADER

The **RTR\_INFO\_BLOCK\_HEADER** structure specifies information pertaining to the protocol using a set of RTR\_TOC\_ENTRY (section 2.2.1.2.4) structures. These structures are encapsulated by an **RTR\_INFO\_BLOCK\_HEADER**.

0	1	2	3	4	5	6	7	8	9	0	1	2	3	4	5	6	7	8	9	0	1	2	3	4	5	6	7	8	9	0	1
Version																															
Size																															
TocEntriesCount																															
TocEntry (variable)																															
...																															

**Version (4 bytes):** A 32-bit, unsigned integer in network byte order that MUST be set to 0x00000001. No other versions are defined.

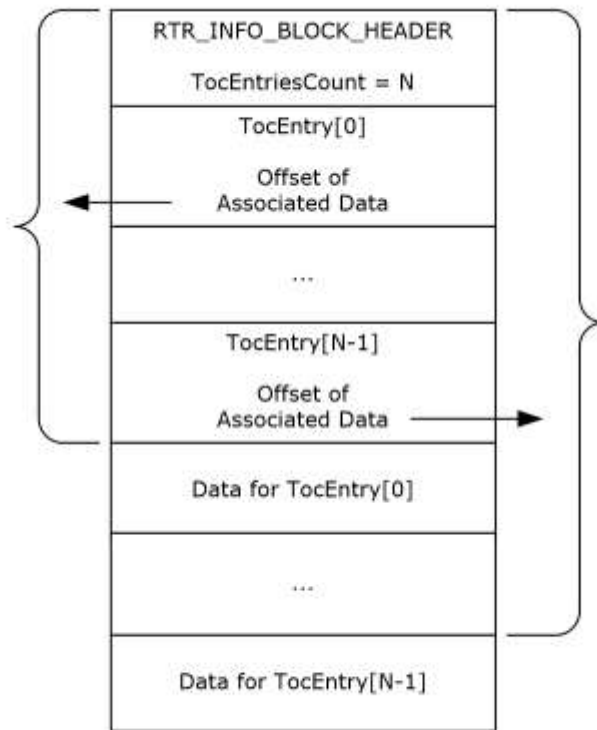
**Size (4 bytes):** A 32-bit, unsigned integer in network byte order that MUST specify the size of the structure in bytes including the **Version**, **Size**, **TocEntriesCount**, and entries (**TocEntry**). The size MUST be at least 28 bytes. The total size depends on the number and type of the entries. This value MUST be the size of the blob represented by the structure. This MUST be the sum of the **InfoSize** of each element of **TocEntry** and **TocEntriesCount** times the size of **RTR\_TOC\_ENTRY**.

**TocEntriesCount (4 bytes):** A 32-bit, unsigned integer in network byte order that MUST specify the number of entries. It MUST be greater than 0.

**TocEntry (variable):** A list of consecutive entries, **TocEntriesCount** in number, each of which MUST be formatted as defined in **RTR\_TOC\_ENTRY**.

#### 2.2.1.2.4 RTR\_TOC\_ENTRY

The **RTR\_TOC\_ENTRY** structure specifies the format in which information pertaining to the type of data is stored in RTR\_INFO\_BLOCK\_HEADER (section 2.2.1.2.3). The following figure shows the relationships between the block header and the entries.



**Figure 3: Block header and entries**

0	1	2	3	4	5	6	7	8	9	10	11	12	13	14	15	16	17	18	19	20	21	22	23	24	25	26	27	28	29	30	31
InfoType																															
InfoSize																															
Count																															
Offset																															

**InfoType (4 bytes):** A 32-bit, unsigned integer in network byte order that MUST indicate the type of data contained in the list. The value MUST be one of the following when the transport is IPv4 or IPv6. <17>

Value	Meaning	Structure pointed to at offset
IP_IN_FILTER_INFO 0xFFFF0001	The input filter that is applied to the IP packets sent to the RRAS server.	FILTER_DESCRIPTOR (section 2.2.1.2.5)
IP_OUT_FILTER_INFO 0xFFFF0002	The output filter that is applied to the IP packets sent from the RRAS server.	FILTER_DESCRIPTOR (section 2.2.1.2.5)
IP_GLOBAL_INFO 0xFFFF0003	Global IP filtering information.	GLOBAL_INFO (section 2.2.1.2.9)
IP_INTERFACE_STATUS_INFO 0xFFFF0004	IPv4 interface status information.	INTERFACE_STATUS_INFO (section 2.2.1.2.18)
IP_ROUTE_INFO 0xFFFF0005	Routing information is added. If bV4 of INTERFACE_ROUTE_INFO is set, an IPv4 route is added; otherwise, an IPv6 route is added.	INTERFACE_ROUTE_INFO (section 2.2.1.2.11)
IP_PROT_PRIORITY_INFO 0xFFFF0006	Protocol priority information.	PRIORITY_INFO (section 2.2.1.2.12)
IP_PROT_PRIORITY_INFO_EX<18> 0xFFFF0017	Protocol priority information.	PRIORITY_INFO_EX (section 2.2.1.2.26)
IP_ROUTER_DISC_INFO 0xFFFF0007	Router discovery information.	RTR_DISC_INFO (section 2.2.1.2.14)
IP_DEMAND_DIAL_FILTER_INFO 0xFFFF0009	The IP traffic that matches this filter indicates that a demand-dial connection is available and all the IP packets matching this filter MUST be routed into the connection.	FILTER_DESCRIPTOR (section 2.2.1.2.5)
IP_MCAST_HEARTBEAT_INFO 0xFFFF000A	Specifies the multicast heartbeat configuration for an interface.	MCAST_HBEAT_INFO (section 2.2.1.2.15)
IP_MCAST_BOUNDARY_INFO 0xFFFF000B	Multicast boundary information.	MIB_BOUNDARYROW (section 2.2.1.2.24)
IP_IPINIP_CFG_INFO 0xFFFF000C	IP in IP configuration information.	IPINIP_CONFIG_INFO (section 2.2.1.2.17)<19>
IP_IFFILTER_INFO 0xFFFF000D	IPv4 interface filter information.	IFFILTER_INFO (section 2.2.1.2.89)
IP_MCAST_LIMIT_INFO 0xFFFF000E	Multicast configuration information.	MIB_MCAST_LIMIT_ROW (section 2.2.1.2.16)

Value	Meaning	Structure pointed to at offset
IPV6_GLOBAL_INFO 0xFFFF000F	Global IPv6 filtering information.	GLOBAL_INFO (section 2.2.1.2.9)
IP_IN_FILTER_INFO_V6 0xFFFF0011	The input filter that MUST be applied to the IPv6 packets sent to the RRAS server.	FILTER_DESCRIPTOR_V6 (section 2.2.1.2.7)
IP_OUT_FILTER_INFO_V6 0xFFFF0012	The output filter that MUST be applied to the IPv6 packets sent from the RRAS server.	FILTER_DESCRIPTOR_V6 (section 2.2.1.2.7)
IP_DEMAND_DIAL_FILTER_INFO_V6 0xFFFF0013	IPv6 traffic that matches this filter indicates that a site-to-site connection MUST be available and all the IPv6 packets matching this filter MUST be routed into the connection.	FILTER_DESCRIPTOR_V6 (section 2.2.1.2.7)
IP_IFFILTER_INFO_V6 0xFFFF0014	IPv6 interface filter information.	IFFILTER_INFO (section 2.2.1.2.89)
IP_FILTER_ENABLE_INFO 0xFFFF0015	Enable or disable IPv4 interface filter.	MPR_FILTER_0 (section 2.2.1.2.90)<20>
IP_FILTER_ENABLE_INFO_V6 0xFFFF0016	Enable or disable IPv6 interface filter.	MPR_FILTER_0 (section 2.2.1.2.90)
MS_IP_BOOTP 0x0000270F	IP BOOTP global or interface information depending on the method that calls.	IPBOOTP_GLOBAL_CONFIG (section 2.2.1.2.150) IPBOOTP_IF_CONFIG (section 2.2.1.2.151)
MS_IP_IGMP 0x4137000A	IGMP global or interface information depending on the method that calls.	IGMP_MIB_GLOBAL_CONFIG (section 2.2.1.2.174) IGMP_MIB_IF_CONFIG (section 2.2.1.2.175)
MS_IP_RIP 0x00000008	IP RIP global or interface information depending on the method that calls.	IPRIP_IF_CONFIG (section 2.2.1.2.167) IPRIP_GLOBAL_CONFIG (section 2.2.1.2.165)
MS_IP_BGP 0x0137000E	BGP configuration.	When the transport is IPv4, the structure pointed to at the offset is BGP_CONFIG_HEADER (section 2.2.1.2.252). When the transport is IPv6, the structure pointed to at the offset is BGP_ROUTER_V6 (section 2.2.1.2.265).
MS_IP_DHCP_ALLOCATOR 0x81372714	DHCP allocator global or interface information depending on the method that calls.	IP_AUTO_DHCP_GLOBAL_INFO (section 2.2.1.2.191) IP_AUTO_DHCP_INTERFACE_INFO (section 2.2.1.2.192)
MS_IP_DNS_PROXY 0x81372713	DNS Proxy global or interface information depending on the method that calls.	IP_DNS_PROXY_GLOBAL_INFO (section 2.2.1.2.193) IP_DNS_PROXY_INTERFACE_INFO (se



Value	Meaning	Structure pointed to at offset
		ction 2.2.1.2.194)
MS_IP_NAT 0x81372715	IP NAT global or interface information depending on the method that calls.	IP_NAT_GLOBAL_INFO (section 2.2.1.2.195) IP_NAT_INTERFACE_INFO (section 2.2.1.2.197)
MS_IP_OSPF<21> 0x0000000D	OSPF global or interface information depending on the method that calls.	OSPF_ROUTE_FILTER_INFO (section 2.2.1.2.209) OSPF_PROTO_FILTER_INFO (section 2.2.1.2.210) OSPF_GLOBAL_PARAM (section 2.2.1.2.211) OSPF_AREA_PARAM (section 2.2.1.2.212) OSPF_AREA_RANGE_PARAM (section 2.2.1.2.213) OSPF_VIRT_INTERFACE_PARAM (section 2.2.1.2.214) OSPF_INTERFACE_PARAM (section 2.2.1.2.215) OSPF_NBMA_NEIGHBOR_PARAM (section 2.2.1.2.216)
MS_IPV6_DHCP 0x000003E7	DHCPv6 Relay global or interface information depending on the method that calls.	DHCPV6R_IF_CONFIG (section 2.2.1.2.160) DHCPV6R_GLOBAL_CONFIG (section 2.2.1.2.158)

The value MUST be one of the following when the transport is IPX.<22>

Value	Meaning	Structure pointed to at offset
IPX_INTERFACE_INFO_TYPE 0x00000001	Specifies the IPX interface data.	IPX_IF_INFO (section 2.2.1.2.92)
IPX_STATIC_ROUTE_INFO_TYPE 0x00000002	Specifies the route information for an IPX interface.	IPX_STATIC_ROUTE_INFO (section 2.2.1.2.94)
IPX_STATIC_SERVICE_INFO_TYPE 0x00000003	Specifies information about the transport layer protocol that is being multiplexed.	IPX_STATIC_SERVICE_INFO (section 2.2.1.2.95)
IPX_IN_TRAFFIC_FILTER_INFO_TYPE 0x00000006	Specifies the filter data for an IPX interface.	IPX_TRAFFIC_FILTER_INFO (section 2.2.1.2.99)
IPX_ADAPTER_INFO_TYPE 0x00000007	Specifies the adapter information for the IPX.	IPX_ADAPTER_INFO (section 2.2.1.2.97)
IPXWAN_IF_INFO 0x00000008	Specifies whether IPXWAN negotiation is to be disabled or enabled.	IPXWAN_IF_INFO (section 2.2.1.2.93)
IPX_GLOBAL_INFO_TYPE 0x00000009	Specifies global IPX information. See IPX_GLOBAL_INFO for	IPX_GLOBAL_INFO (section 2.2.1.2.91)

Value	Meaning	Structure pointed to at offset
	the actual information.	
IPX_STATIC_NETBIOS_NAME_INFO_TYPE 0x0000000A	Specifies the NetBIOS name of an IPX interface.	IPX_STATIC_NETBIOS_NAME_INFO (section 2.2.1.2.96)
IPX_IN_TRAFFIC_FILTER_GLOBAL_INFO_TYPE 0x0000000B	Specifies the action for a filter match.	IPX_TRAFFIC_FILTER_GLOBAL_INFO (section 2.2.1.2.98)
IPX_OUT_TRAFFIC_FILTER_INFO_TYPE 0x0000000C	Specifies the filter data for an IPX interface.	IPX_TRAFFIC_FILTER_INFO (section 2.2.1.2.99)
IPX_OUT_TRAFFIC_FILTER_GLOBAL_INFO_TYPE 0x0000000D	Specifies the action for a filter match.	IPX_TRAFFIC_FILTER_GLOBAL_INFO (section 2.2.1.2.98)
IPX_PROTOCOL_RIP 0x00020000	RIP global or interface information depending on the method that calls.	RIP_GLOBAL_INFO (section 2.2.1.2.202) RIP_IF_CONFIG (section 2.2.1.2.206)
IPX_PROTOCOL_SAP 0x00020001	SAP global or interface information depending on the method that calls.	SAP_GLOBAL_INFO (section 2.2.1.2.207) SAP_IF_CONFIG (section 2.2.1.2.115)

**InfoSize (4 bytes):** A 32-bit, unsigned integer, in network byte-order, that MUST specify the number of bytes in an information structure of this type in this entry.

**Count (4 bytes):** A 32-bit, unsigned integer in network byte order that MUST specify the number of information structures of this type in this entry.

**Offset (4 bytes):** A 32-bit, unsigned integer in network byte order that MUST specify the offset of start of the first structure for this entry.

### 2.2.1.2.5 (Updated Section) FILTER\_DESCRIPTOR

The **FILTER\_DESCRIPTOR** structure MUST be used while specifying IPv4 filters.

0	1	2	3	4	5	6	7	8	9	0	1	2	3	4	5	6	7	8	9	0	1	2	3	4	5	6	7	8	9	0	1
dwVersion																															
dwNumFilters																															
faDefaultAction																															
fiFilter (variable)																															
...																															

**dwVersion (4 bytes):** A 32-bit integer in network byte order used to specify the version. It MUST be 0x00000001. No other versions are defined.

**dwNumFilters (4 bytes):** A 32-bit integer in network byte order used to specify the number of filters. It MUST be greater than 0.

**faDefaultAction (4 bytes):** A 32-bit integer in network byte order used to specify the action for the filter. It MUST be FORWARD\_ACTION (section 2.2.1.1.7).

**fiFilter (variable):** This MUST contain the actual five-tuple filters as specified in section 2.2.1.2.6.

When this structure is used as an embedded structure in RTR\_TOC\_ENTRY (section 2.2.1.2.4), the **infoType** of **RTR\_TOC\_ENTRY** MUST have the value 0xFFFF0001, 0xFFFF0002, or 0xFFFF0009 to specify an IPv4 in filter, an IPv4 out filter, or an IPv4 demand-dial filter respectively.

This structure is used in the following methods:

- RRouterInterfaceTransportAdd (section 3.1.4.18)
- RRouterInterfaceTransportGetInfo (section 3.1.4.19)
- RRouterInterfaceTransportSetInfo (section 3.1.4.20)
- RRouterInterfaceTransportCreate (section 3.1.4.38)

### 2.2.1.2.6 (Updated Section) FILTER\_INFO

The **FILTER\_INFO** structure MUST specify the five-tuple filter to be used in FILTER\_DESCRIPTOR (section 2.2.1.2.5).

```
typedef struct _FILTER_INFO {
    DWORD dwSrcAddr;
    DWORD dwSrcMask;
    DWORD dwDstAddr;
    DWORD dwDstMask;
    DWORD dwProtocol;
    DWORD fLateBound;
    WORD wSrcPort;
    WORD wDstPort;
} FILTER_INFO,
*PFILTER_INFO;
```

**dwSrcAddr:** A 32-bit, unsigned integer in network byte order that MUST contain the IPv4 source address for which the filter (2) applies. A value of 0x00000000 in this field signifies ANY.

**dwSrcMask:** A 32-bit, unsigned integer in network byte order that MUST contain the subnet mask for the source address. See [RFC950].

**dwDstAddr:** A 32-bit, unsigned integer in network byte order that MUST contain the IPv4 destination address for the filter. A value of 0x00000000 in this field signifies ANY.

**dwDstMask:** A 32-bit, unsigned integer in network byte order that MUST be the subnet mask for the destination address in network byte order. See [RFC950].

**dwProtocol:** A 32-bit, unsigned integer in little-endian byte order that MUST be the protocol number (such as TCP or UDP) for the filter. Possible values include the following.

Value	Meaning
0x00000000	ANY
0x00000001	ICMP
0x0000003A	ICMPv6

Value	Meaning
0x00000006	TCP
0x00000011	UDP

The complete list is specified in [RFC1700].

**fLateBound:** A 32-bit, unsigned integer in little-endian byte order that indicates to the RRAS server if the fields in the filter can be dynamically replaced by the RRAS server with values for specific endpoints at the time those endpoints request network access. **This MUST be a combination of one or more of the following values.**

~~This MUST be a combination of one or more of the following values:~~

Value	Meaning
0x00000000	No source or destination address or mask replacement.
0x00000001	Source address replaceable with a new address.
0x00000004	Destination address replaceable with a new address.
0x00000010	Source address mask replaceable with a new mask.
0x00000020	Destination address mask replaceable with a new mask.

**wSrcPort:** If the protocol is TCP or UDP, this MUST be a 16-bit, unsigned integer in network byte order that specifies a port number for the corresponding protocol. If the protocol is ICMP or ICMPv6, this MUST be a 16-bit, unsigned integer in little-endian byte order that specifies a type indicator for ICMP or ICMPv6 correspondingly. For all other protocol values, this MUST be set to 0 (byte order does not matter).

**wDstPort:** If the protocol is TCP or UDP, this MUST be a 16-bit, unsigned integer in network byte order that specifies a port number for the corresponding protocol. If the protocol is ICMP or ICMPv6, this MUST be a 16-bit, unsigned integer in little-endian byte order that specifies a code indicator for ICMP or ICMPv6 correspondingly. For all other protocol values, this MUST be set to 0 (byte order does not matter).

### 2.2.1.2.7 FILTER\_DESCRIPTOR\_V6

The **FILTER\_DESCRIPTOR\_V6** structure MUST be used while specifying IPv6 filters.

This structure is used in the following methods:

- RRRouterInterfaceTransportAdd (section 3.1.4.18)
- RRRouterInterfaceTransportGetInfo (section 3.1.4.19)
- RRRouterInterfaceTransportSetInfo (section 3.1.4.20)
- RRRouterInterfaceTransportCreate (section 3.1.4.38)

0	1	2	3	4	5	6	7	8	9	10	11	12	13	14	15	16	17	18	19	20	21	22	23	24	25	26	27	28	29	30	31
dwVersion																															
dwNumFilters																															

faDefaultAction
fiFilter (variable)
...

**dwVersion (4 bytes):** A 32-bit integer in network byte order used to specify the version. It MUST be 0x00000001. No other versions are defined.

**dwNumFilters (4 bytes):** A 32-bit integer in network byte order used to specify the number of filters. It MUST be greater than 0.

**faDefaultAction (4 bytes):** A 32-bit integer in network byte order used to specify the action for the filter. It MUST be FORWARD\_ACTION (section 2.2.1.1.7).

**fiFilter (variable):** This is defined in FILTER\_INFO\_V6 (section 2.2.1.2.8).

When this structure is used as an embedded structure in [RTR\\_TOC\\_ENTRY](#) (section 2.2.1.2.4), the **InfoType** of **RTR\_TOC\_ENTRY** MUST be 0xFFFF0011, 0xFFFF0012, or 0xFFFF0013 to specify an IPv6 in filter, an IPv6 out filter, or an IPv6 demand-dial filter respectively.<23>

### 2.2.1.2.8 (Updated Section) FILTER\_INFO\_V6

The **FILTER\_INFO\_V6** structure SHOULD<24> specify the five-tuple filters to be used in FILTER\_DESCRIPTOR\_V6 (section 2.2.1.2.7).

```
typedef struct _FILTER_INFO_V6 {
    BYTE  ipv6SrcAddr[16];
    DWORD dwSrcPrefixLength;
    BYTE  ipv6DstAddr[16];
    DWORD dwDstPrefixLength;
    DWORD dwProtocol;
    DWORD fLateBound;
    WORD  wSrcPort;
    WORD  wDstPort;
} FILTER_INFO_V6,
*PFILTER_INFO_V6;
```

**ipv6SrcAddr:** A 128-bit, unsigned integer in network byte order that MUST contain the IPv6 source address for which the filter applies. A value of zero (0) in this field signifies ANY.

**dwSrcPrefixLength:** A 32-bit, unsigned integer in network byte order that MUST be the prefix length for the source address. A value of zero (0) in this field signifies ANY source address.

**ipv6DstAddr:** A 128-bit, unsigned integer in network byte order that MUST contain the IPv6 destination address for the filter. A value of zero (0) in this field signifies ANY.

**dwDstPrefixLength:** A 32-bit, unsigned integer in network byte order that MUST be the prefix length for the destination address. A value of zero (0) in this field signifies ANY destination address.

**dwProtocol:** A 32-bit, unsigned integer in network byte order that specifies the protocol number (such as TCP or UDP) for the filter.

Possible values include the following.

Value	Meaning
0x00000000	ANY

Value	Meaning
0x00000001	ICMP
0x0000003A	ICMPv6
0x00000006	TCP
0x00000011	UDP

**fLateBound:** A 32-bit, unsigned integer in network byte order that indicates if the fields in the filter can be dynamically replaced by the network access server (NAS) with values for specific endpoints.

The value MUST be one of the following values, or a bit-wise OR a combination of the following values.

Value	Meaning
0x00000000	No source or destination address or mask replacement.
0x00000001	Source address replaceable with a new address.
0x00000004	Destination address replaceable with a new address.
0x00000010	Source address mask replaceable with a new mask.
0x00000020	Destination address mask replaceable with a new mask.

**wSrcPort:** If the protocol is TCP or UDP, this MUST be a 16-bit, unsigned integer in network byte order that specifies a port number for the corresponding protocol. If the protocol is ICMP or ICMPv6, this MUST be a 16-bit, unsigned integer in network byte order that specifies a type indicator for ICMP or ICMPv6 correspondingly. For all other protocol values, this MUST be set to 0 (byte order does not matter).

**wDstPort:** If the protocol is TCP or UDP, this MUST be a 16-bit, unsigned integer in network byte order that specifies a port number for the corresponding protocol. If the protocol is ICMP or ICMPv6, this MUST be a 16-bit, unsigned integer in network byte order that specifies a code indicator for ICMP or ICMPv6 correspondingly. For all other protocol values, this MUST be set to 0 (byte order does not matter).

### 2.2.1.2.9 GLOBAL\_INFO

The **GLOBAL\_INFO** structure is used to set logging levels and enable filtering on the RRAS server.

This structure is used in the following methods:

- RRRouterInterfaceTransportSetGlobalInfo (section 3.1.4.10)
- RRRouterInterfaceTransportGetGlobalInfo (section 3.1.4.11)

```
typedef struct _GLOBAL_INFO {
    IN OUT BOOL bFilteringOn;
    IN OUT DWORD dwLoggingLevel;
} GLOBAL_INFO,
*PGLOBAL_INFO;
```

**bFilteringOn:** This is of type BOOL ([MS-DTYP] section 2.2.3). This MUST be set to 0x00000001; filtering is always enabled.

**dwLoggingLevel:** This MUST be set to the logging levels so that if the RRAS server has different levels of logging information this field specifies the logging level and MUST be one of the following values.

Value	Meaning
0x00000000	Log no messages.
0x00000001	Log all errors.
0x00000002	Log all warnings and errors.
0x00000003	Log all errors, warnings, and information.

When this structure is used, the **InfoType** of RTR\_TOC\_ENTRY (section 2.2.1.2.4) MUST be 0xFFFF0003 or 0xFFFF000F to specify global IP filtering or global IPv6 filtering.

### 2.2.1.2.10 IN6\_ADDR

The **IN6\_ADDR** structure represents an IPv6 address.

```
typedef struct in6_addr {
    union {
        UCHAR Byte[16];
        USHORT Word[8];
    } u;
} IN6_ADDR,
*PIN6_ADDR,
*LPIN6_ADDR;
```

**Byte:** An IPv6 address represented as an array of 16 UCHAR values.

**Word:** An IPv6 address represented as an array of USHORT values.

### 2.2.1.2.11 (Updated Section) INTERFACE\_ROUTE\_INFO

The **INTERFACE\_ROUTE\_INFO** structure MAY<25> be used or MIB\_IPFORWARDROW (section 2.2.1.2.35) structure MAY<26> be used to specify the routes to be added or deleted on the RRAS server. Whenever this structure is used, the **InfoType** of RTR\_TOC\_ENTRY (section 2.2.1.2.4) **structure** MUST be 0xFFFF0005 to specify IP route information.<27>

This structure is used in the following methods:

- RRRouterInterfaceTransportAdd (section 3.1.4.18)
- RRRouterInterfaceTransportGetInfo (section 3.1.4.19)
- RRRouterInterfaceTransportSetInfo (section 3.1.4.20)

```
typedef struct _INTERFACE_ROUTE_INFO {
    union {
        struct {
            DWORD dwRtInfoDest;
            DWORD dwRtInfoMask;
            DWORD dwRtInfoPolicy;
            DWORD dwRtInfoNextHop;
            DWORD dwRtInfoAge;
            DWORD dwRtInfoNextHopAS;
            DWORD dwRtInfoMetric1;
            DWORD dwRtInfoMetric2;
        };
    };
};
```

```

        DWORD dwRtInfoMetric3;
    };
    struct {
        IN6_ADDR DestinationPrefix;
        DWORD DestPrefixLength;
        IN6_ADDR NextHopAddress;
        ULONG ValidLifeTime;
        DWORD Flags;
        ULONG Metric;
    };
};
DWORD dwRtInfoIfIndex;
DWORD dwRtInfoType;
DWORD dwRtInfoProto;
DWORD dwRtInfoPreference;
DWORD dwRtInfoViewSet;
BOOL bV4;
} INTERFACE_ROUTE_INFO,
*PINTERFACE_ROUTE_INFO;

```

**dwRtInfoDest:** This MUST be the destination IPv4 address of the route. An entry with an IPv4 address of 0.0.0.0 is considered a default route. This member cannot be set to a multicast IPv4 address.

**dwRtInfoMask:** This MUST be the IPv4 subnet mask to be logically ANDed with the destination IPv4 address before being compared to the value in the **dwRtInfoDest** member. See [RFC950].

**dwRtInfoPolicy:** This MUST be set to the conditions that would cause the selection of a multipath route (the set of next hops for a given destination). This member is typically in IP TOS format. The encoding of this member is specified in [RFC1354].

**dwRtInfoNextHop:** This MUST be the IPv4 address of the next system in the route. Otherwise, this member SHOULD be an IPv4 address of 0.0.0.0.

**dwRtInfoAge:** This MUST be the number of seconds since the route was added or modified in the network routing table.

**dwRtInfoNextHopAS:** This MUST be the autonomous system number of the next hop. When this member is unknown or not relevant to the protocol or routing mechanism specified in **dwRtInfoProto**, this value SHOULD be set to 0. This value is documented in [RFC1354].

**dwRtInfoMetric1:** This MUST be the primary routing metric value for this route. The semantics of this metric are determined by the routing protocol specified in the **dwRtInfoProto** member. If this metric is not used, its value SHOULD be set to -1. This value is documented in [RFC1354].

**dwRtInfoMetric2:** This MUST be an alternate routing metric value for this route. The semantics of this metric are determined by the routing protocol specified in the **dwRtInfoProto** member. If this metric is not used, its value SHOULD be set to -1. This value is documented in [RFC1354].

**dwRtInfoMetric3:** This MUST be an alternate routing metric value for this route. The semantics of this metric are determined by the routing protocol specified in the **dwRtInfoProto** member. If this metric is not used, its value SHOULD be set to -1. This value is documented in [RFC1354].

**DestinationPrefix:** This MUST be the IPv6 address prefix for the destination IP address for this route.

**DestPrefixLength:** The length, in bits, of the site prefix or network part of the IP address specified in **DestinationPrefix**. Any value greater than 128 is an illegal value. A value of 255 is commonly used to represent an illegal value.

**NextHopAddress:** This MUST be the IPv6 address of the next system or gateway for a remote route. If the route is to a local loopback address or an IP address on the local link, the next hop is



unspecified (all zeros). For a local loopback route, this member SHOULD be an IPv6 address of 0::0.

**ValidLifetime:** The maximum time, in seconds, the IP route entry is valid. A value of 0xFFFFFFFF is infinite.

**Flags:** Reserved. This MUST be set to 0.

**Metric:** The route metric offset for this IP route entry. The semantics of this metric are determined by the routing protocol specified in **dwRtInfoProto**. If this metric is not used, its value SHOULD be set to -1. This value is documented in [RFC4292].

**dwRtInfoIfIndex:** This MUST be the index of the local interface through which the next hop of this route is reachable.

**dwRtInfoType:** This MUST be the route type as specified in [RFC1354].

The following list shows the possible values for this member. <28>

Value	Meaning
MIB_IPROUTE_TYPE_OTHER 0x00000001	A type other than what is specified in [RFC1354].
MIB_IPROUTE_TYPE_INVALID 0x00000002	An invalid route is logically deleted.
MIB_IPROUTE_TYPE_DIRECT 0x00000003	A local route where the next hop is the final destination (a local interface).
MIB_IPROUTE_TYPE_INDIRECT 0x00000004	The remote route where the next hop is not the final destination (a remote destination).

**dwRtInfoProto:** The protocol or routing mechanism that generated the route. It MUST be one of the values specified in the **MIB\_IPFORWARD\_PROTO** enumeration.

**dwRtInfoPreference:** Specifies the route preference as determined by the routing protocol in **dwRtInfoProto**.

**dwRtInfoViewSet:** Specifies the Route Information Table views. It MUST be a combination of the following values, or a combination of RTM\_VIEW\_MASK\_UCAST and RTM\_VIEW\_MASK\_MCAST.

Value	Meaning
RTM_VIEW_MASK_ANY 0x00000000	This value is used to define or set the mask for the Route Information Table view. This value is a mask for any type of route.
RTM_VIEW_MASK_UCAST 0x00000001	This value is used to define or set the mask for Route Information Table view. This value is a mask for unicast routes.
RTM_VIEW_MASK_MCAST 0x00000002	This value is used to define or set the mask for the Route Information Table view. This value is a mask for multicast routes.
RTM_VIEW_MASK_ALL 0xFFFFFFFF	This value is used to define or set the mask for the Route Information Table view. This value is a mask for all types of routes.

**bV4:** Set to 1 if it is an IPV4 route; set to 0 to indicate an IPV6 route. For an IPV4 route, the first structure in the union is used. For an IPV6 route, the second structure in the union is used.

### 2.2.1.2.12 (Updated Section) PRIORITY\_INFO

The **PRIORITY\_INFO** structure MUST be used to set preferences to different protocols on the RRAS server.

This structure is used in the following methods:

- RRouterInterfaceTransportSetGlobalInfo (section 3.1.4.10)
- RRouterInterfaceTransportGetGlobalInfo (section 3.1.4.11)
- RRouterInterfaceTransportCreate (section 3.1.4.38)

0	1	2	3	4	5	6	7	8	9	0	1	2	3	4	5	6	7	8	9	0	1	2	3	4	5	6	7	8	9	0	1
dwNumProtocols																															
ppmProtocolMetric (variable)																															
...																															

**dwNumProtocols (4 bytes):** This MUST be the number of protocols for which metric information is given in ~~this structure~~ the **PROTOCOL\_METRIC** (section 2.2.1.2.13) ~~structure~~ structure.

**ppmProtocolMetric (variable):** This MUST be an array of **PROTOCOL\_METRIC** structures with **dwNumProtocols** specifying the number of elements in the array.

When this structure is used, the **InfoType** of RTR\_TOC\_ENTRY (section 2.2.1.2.4) ~~structure~~ structure MUST be 0xFFFF0006 to specify protocol priority information. Multiple instances of this structure can be present. If multiple instances are present, and there are overlapping protocol IDs, the metric specified in the last instance will be set.

### 2.2.1.2.13 (Updated Section) PROTOCOL\_METRIC

The **PROTOCOL\_METRIC** structure MAY<29> be used to specify the metric of a protocol in PRIORITY\_INFO (section 2.2.1.2.12) ~~structure~~ structure.

```
typedef struct _PROTOCOL_METRIC {
    IN OUT DWORD dwProtocolId;
    IN OUT DWORD dwMetric;
} PROTOCOL_METRIC,
*PPROTOCOL_METRIC;
```

**dwProtocolId:** The protocol ID. This SHOULD be one of the values specified in the **MIB\_IPFORWARD\_PROTO** structure (section 2.2.1.1.9) .<30>

**dwMetric:** The metric for **dwProtocolId**.

### 2.2.1.2.14 (Updated Section) RTR\_DISC\_INFO

The **RTR\_DISC\_INFO** structure is used to set and retrieve router discovery information according to [RFC1256].

This structure is used in the following methods:

- RRouterInterfaceTransportSetInfo (section 3.1.4.20)

- RRouterInterfaceTransportAdd (section 3.1.4.18)

```
typedef struct _RTR_DISC_INFO {
    IN OUT WORD wMaxAdvtInterval;
    IN OUT WORD wMinAdvtInterval;
    IN OUT WORD wAdvtLifetime;
    IN OUT BOOL bAdvertise;
    IN OUT LONG lPrefLevel;
} RTR_DISC_INFO,
*PRTR_DISC_INFO;
```

**wMaxAdvtInterval:** This MUST be set to the maximum time allowed between sending multicast Router Advertisements from the interface, in seconds. It MUST be no less than 4 seconds and no greater than 1800 seconds.

**wMinAdvtInterval:** This MUST be the minimum time allowed between sending unsolicited multicast Router Advertisements from the interface, in seconds. It MUST be no less than 3 seconds and no greater than **wMaxAdvtInterval**.

**wAdvtLifetime:** This MUST be the value to be placed in the **Lifetime** field of Router Advertisements sent from the interface, in seconds. It MUST be no less than **wMaxAdvtInterval** and no greater than 9000 seconds.

**bAdvertise:** This MUST be the flag indicating whether or not the address is to be advertised.

**lPrefLevel:** This MUST be the preference of the address as a default router address, relative to other router addresses on the same subnet. A 32-bit, signed, twos complement integer, with higher values meaning more preferable. The minimum value (0x80000000) is used to indicate that the address, even if advertised, is not to be used by neighboring hosts as a default router address.

When this structure is used, the **InfoType** of RTR\_TOC\_ENTRY (section 2.2.1.2.4) MUST be 0xFFFF0007 to specify router discovery information.

### 2.2.1.2.15 (Updated Section) MCAST\_HBEAT\_INFO

The **MCAST\_HBEAT\_INFO** is used for multicast heartbeat information. See [RFC1301] and [RFC3376] for more details.

```
typedef struct _MCAST_HBEAT_INFO {
    WCHAR pwszGroup[MAX_GROUP_LEN];
    BOOL bActive;
    ULONG ulDeadInterval;
    BYTE byProtocol;
    WORD wPort;
} MCAST_HBEAT_INFO,
*PMCAST_HBEAT_INFO;
```

**pwszGroup:** A null-terminated Unicode string that contains the name and address of the multicast group.

**bActive:** Indicates whether or not the heartbeat is active.

**ulDeadInterval:** The dead interval in minutes.

**byProtocol:** Specifies how the heartbeat is being carried out. This MUST have one of the following values:

Value	Meaning
RAW (0xFF)	A non-UDP based protocol is specified for use as multicast heartbeat. <b>wPort</b> specifies the identifier for the protocol.
UDP (0x11)	UDP-based protocol is specified for use as multicast heartbeat. <b>wPort</b> specifies the UDP port number.

**wPort:** The port or protocol for which the heartbeat is being carried out.

When this structure is used, the **InfoType** of RTR\_TOC\_ENTRY (section 2.2.1.2.4) MUST be 0xFFFF000A to specify IP multicast heartbeat configuration.

#### 2.2.1.2.16 MIB\_MCAST\_LIMIT\_ROW 1

The **MIB\_MCAST\_LIMIT\_ROW** structure is used to specify the configuration information for a multicast interface.

This structure is used in the following methods:

- RRouterInterfaceTransportAdd (section 3.1.4.18)
- RRouterInterfaceTransportSetInfo (section 3.1.4.20)

```
typedef struct {
    DWORD dwTtl;
    DWORD dwRateLimit;
} MIB_MCAST_LIMIT_ROW,
*PMIB_MCAST_LIMIT_ROW;
```

**dwTtl:** The Time to Live (TTL) value for a multicast interface.

**dwRateLimit:** The rate limit for a multicast interface.

When this structure is used, the **InfoType** of RTR\_TOC\_ENTRY (section 2.2.1.2.4) MUST be 0xFFFF000E to specify IP multicast configuration.

#### 2.2.1.2.17 IPINIP\_CONFIG\_INFO

The **IPINIP\_CONFIG\_INFO** structure MAY<31> be used to specify configuration information for an IP in an IP tunnel.

```
typedef struct _IPINIP_CONFIG_INFO {
    DWORD dwRemoteAddress;
    DWORD dwLocalAddress;
    BYTE byTtl;
} IPINIP_CONFIG_INFO,
*PIPINIP_CONFIG_INFO;
```

**dwRemoteAddress:** The destination address of the IP in the IP packet.

**dwLocalAddress:** The source address of the IP in the IP packet.

**byTtl:** The **TTL** field for the IP in the IP packet.

When this structure is used, the **InfoType** of RTR\_TOC\_ENTRY (section 2.2.1.2.4) MUST be 0xFFFF000C to specify IP in IP configuration information.

### 2.2.1.2.18 INTERFACE\_STATUS\_INFO

The **INTERFACE\_STATUS\_INFO** structure contains the administrative status of an interface.

This structure is used in the following methods:

- RRouterInterfaceTransportAdd (section 3.1.4.18)
- RRouterInterfaceTransportGetInfo (section 3.1.4.19)
- RRouterInterfaceTransportSetInfo (section 3.1.4.20)

```
typedef struct _INTERFACE_STATUS_INFO {  
    IN OUT DWORD dwAdminStatus;  
} INTERFACE_STATUS_INFO,  
*PINTERFACE_STATUS_INFO;
```

**dwAdminStatus:** The administrative status of the interface. It MUST be one of the following values.

Value	Meaning
IF_ADMIN_STATUS_UP 0x00000001	Interface is administratively enabled
IF_ADMIN_STATUS_DOWN 0x00000002	Interface is administratively disabled

When this structure is used, the **InfoType** of RTR\_TOC\_ENTRY (section 2.2.1.2.4) MUST be 0xFFFF0004 to specify IPv4 interface status information.

### 2.2.1.2.19 DIM\_MIB\_ENTRY\_CONTAINER

The **DIM\_MIB\_ENTRY\_CONTAINER** structure contains the size and the data for the management information base (MIB) entries that are either set or retrieved from the MIB variables. This structure is used in the following methods:

- RMIBEntryCreate (section 3.1.4.27)
- RMIBEntryDelete (section 3.1.4.28)
- RMIBEntrySet (section 3.1.4.29)
- RMIBEntryGet (section 3.1.4.30)
- RMIBEntryGetFirst (section 3.1.4.31)
- RMIBEntryGetNext (section 3.1.4.32)

```
typedef struct _DIM_MIB_ENTRY_CONTAINER  
{  
    DWORD dwMibInEntrySize;  
    [size_is(dwMibInEntrySize)] LPBYTE pMibInEntry;  
    DWORD dwMibOutEntrySize;  
    [size_is(dwMibOutEntrySize)] LPBYTE pMibOutEntry;  
} DIM_MIB_ENTRY_CONTAINER,  
*PDIM_MIB_ENTRY_CONTAINER;
```

**dwMibInEntrySize:** This field gives the size of the MIB entry data being input. It represents the size of the data contained in **pMibInEntry**.

**pMibInEntry:** A pointer to a protocol-specific structure that contains input data.

**dwMibOutEntrySize:** This field gives the size of the MIB entry data being output. It represents the size of the data contained in **pMibOutEntry**.

**pMibOutEntry:** This member points to the protocol-specific structure that points to the MIB.

The contents of pMibInEntry and pMibOutEntry are based on the transport and the routing protocol for which the MIB information is requested.

Transport	Routing Protocol	pMibInEntry	pMibOutEntry
PID_IP 0x00000021	IPRTRMGR_PID 0x00002710	MIB_OPAQUE_QUERY (section 2.2.1.2.54)	MIB_OPAQUE_QUERY (section 2.2.1.2.54)
PID_IP 0x00000021	MS_IP_BOOTP 0x0000270F	IPBOOT_MIB_GET_INPUT_DATA (section 2.2.1.2.152)	IPBOOTP_MIB_GET_OUTPUT_DATA (section 2.2.1.2.153)
PID_IP 0x00000021	MS_IP_NAT 0x81372715	IP_NAT_MIB_QUERY (section 2.2.1.2.182)	IP_NAT_MIB_QUERY (section 2.2.1.2.182)
PID_IP 0x00000021	MS_IP_DNS_PROXY 0x81372713	IP_DNS_PROXY_MIB_QUERY (section 2.2.1.2.186)	IP_DNS_PROXY_MIB_QUERY (section 2.2.1.2.186)
PID_IP 0x00000021	MS_IP_DHCP_ALLOCATOR 0x81372714	IP_AUTO_DHCP_MIB_QUERY (section 2.2.1.2.188)	IP_AUTO_DHCP_MIB_QUERY (section 2.2.1.2.188)
PID_IP 0x00000021	MS_IP_OSPF 0x0000000D	MIB_DA_MSG (section 2.2.1.2.190)	MIB_DA_MSG (section 2.2.1.2.190)
PID_IP 0x00000021	MS_IP_RIP 0x00000008	IPRIP_MIB_GET_INPUT_DATA (section 2.2.1.2.162)	IPRIP_MIB_GET_OUTPUT_DATA (section 2.2.1.2.163)
PID_IP 0x00000021	MS_IP_IGMP 0x4137000A	IGMP_MIB_GET_INPUT_DATA (section 2.2.1.2.172)	IGMP_MIB_GET_OUTPUT_DATA (section 2.2.1.2.173)
PID_IPV6 0x00000057	MS_IPV6_DHCP 0x000003E7	DHCPV6R_MIB_GET_INPUT_DATA (section 2.2.1.2.161)	DHCPV6R_MIB_GET_OUTPUT_DATA (section 2.2.1.2.157)
PID_IPV6 0x00000057	IPRTRMGR_PID 0x00002710	MIB_OPAQUE_QUERY (section 2.2.1.2.54)	MIB_OPAQUE_QUERY (section 2.2.1.2.54)
PID_IPX 0x0000002B	IPX_PROTOCOL_BASE 0x0001FFFF	IPX_MIB_GET_INPUT_DATA (section 2.2.1.2.106)	IPX_MIB_GET_INPUT_DATA (section 2.2.1.2.106)
PID_IPX 0x0000002B	IPX_PROTOCOL_RIP 0x00020000	RIP_MIB_GET_INPUT_DATA (section 2.2.1.2.126)	RIP_MIB_GET_INPUT_DATA (section 2.2.1.2.126)
PID_IPX 0x0000002B	IPX_PROTOCOL_SAP 0x00020000	SAP_MIB_GET_INPUT_DATA (section 2.2.1.2.119)	SAP_MIB_GET_INPUT_DATA (section 2.2.1.2.119)

### 2.2.1.2.20 (Updated Section) MIB\_IPDESTROW

The **MIB\_IPDESTROW** structure contains information about how a destination can be reached. In addition to the route information, this structure contains preference and view information. This structure is used in MIB\_OPAQUE\_INFO (section 2.2.1.2.53) structure.

```

typedef struct _MIB_IPDESTROW {
    MIB_IPFORWARDROW ForwardRow;
    DWORD dwForwardPreference;
    DWORD dwForwardViewSet;
} MIB_IPDESTROW,
*PMIB_IPDESTROW;

```

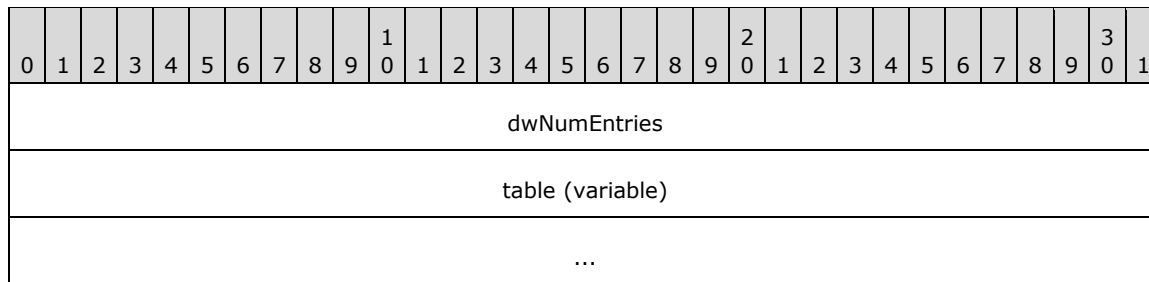
**ForwardRow:** Contains the MIB\_IPFORWARDROW (section 2.2.1.2.35) structure that contains the route information.

**dwForwardPreference:** This MUST be the preference value of the **ForwardRow**. While routing packets for two routes, if the prefix length is the same, the packet with the lower **dwForwardPreference** is chosen.

**dwForwardViewSet:** This MUST be the view information of the **ForwardRow**. This member describes the type of route, for example a multicast route. For more information, see the **dwRtInfoViewSet** member of INTERFACE\_ROUTE\_INFO (section 2.2.1.2.11).

### 2.2.1.2.21 MIB\_IPDESTTABLE

The **MIB\_IPDESTTABLE** structure contains a table of MIB\_IPDESTROW (section 2.2.1.2.20) structures that contains the interface entries.



**dwNumEntries (4 bytes):** The number of interface entries in the table.

**table (variable):** An array of **MIB\_IPDESTROW** structures that contains the interface entries.

### 2.2.1.2.22 MIB\_ROUTESTATE

The **MIB\_ROUTESTATE** structure contains information as to whether the route needs to be added to the forwarder or not. Typically, only the best routes are added to the forwarder.

```

typedef struct _MIB_ROUTESTATE {
    BOOL bRoutesSetToStack;
} MIB_ROUTESTATE,
*PMIB_ROUTESTATE;

```

**bRoutesSetToStack:** This MUST be set to 0x00000001 to set routes to the forwarder.

### 2.2.1.2.23 MIB\_BEST\_IF

The **MIB\_BEST\_IF** structure stores the index of the interface that has the best route to a specific destination IPv4 address.

```

typedef struct _MIB_BEST_IF {
    DWORD dwDestAddr;
    DWORD dwIfIndex;
}

```

```
} MIB_BEST_IF,  
 *PMIB_BEST_IF;
```

**dwDestAddr:** Specifies the IPv4 address of the destination address.

**dwIfIndex:** Specifies the index of the interface that has the best route to the destination address specified by the **dwDestAddr** member.

#### 2.2.1.2.24 MIB\_BOUNDARYROW

The **MIB\_BOUNDARYROW** structure contains the IPv4 group address value and mask for a multicast boundary. Whenever this structure is used, the **InfoType** of RTR\_TOC\_ENTRY (section 2.2.1.2.4) MUST be 0xFFFF000B to specify multicast boundary information.

This structure is used in MIB\_OPAQUE\_INFO (section 2.2.1.2.53) structure.

This structure is used in the following methods:

- RRouterInterfaceTransportAdd (section 3.1.4.18)
- RRouterInterfaceTransportSetInfo (section 3.1.4.20)
- RRouterInterfaceTransportGetInfo (section 3.1.4.19)

```
typedef struct {  
    DWORD dwGroupAddress;  
    DWORD dwGroupMask;  
} MIB_BOUNDARYROW,  
 *PMIB_BOUNDARYROW;
```

**dwGroupAddress:** The 32-bit integer representation of the IPv4 group address which, when combined with the corresponding value in **dwGroupMask**, identifies the group range for which the scoped boundary exists.

**Note** Scoped addresses MUST come from the range 239.\*.\* as specified in [RFC2365].

**dwGroupMask:** The 32-bit integer representation of the IPv4 group address mask which, when combined with the corresponding value in **dwGroupAddress**, identifies the group range for which the scoped boundary exists.

#### 2.2.1.2.25 (Updated Section) MIB\_ICMP

The **MIB\_ICMP** structure contains the ICMP statistics. This structure is used in MIB\_OPAQUE\_INFO (section 2.2.1.2.53) structure.

```
typedef struct _MIB_ICMP {  
    MIBICMPINFO stats;  
} MIB_ICMP,  
 *PMIB_ICMP;
```

**stats:** An MIBICMPINFO (section 2.2.1.2.26) structure that contains the ICMP statistics.

#### 2.2.1.2.26 (Updated Section) MIBICMPINFO

The **MIBICMPINFO** structure that contains the incoming and outgoing statistics for the ICMP.

This structure is used in MIB\_ICMP (section 2.2.1.2.25) structure.



```

typedef struct _MIBICMPINFO {
    MIBICMPSTATS icmpInStats;
    MIBICMPSTATS icmpOutStats;
} MIBICMPINFO;

```

**icmpInStats:** An MIBICMPSTATS (section 2.2.1.2.27) structure that contains the statistics for incoming ICMP messages.

**icmpOutStats:** An MIBICMPSTATS structure that contains the statistics for outgoing ICMP messages.

### 2.2.1.2.27 (Updated Section) MIBICMPSTATS

The MIBICMPSTATS structure contains statistics for the ICMP messages on a specific computer. This structure is used in MIBICMPINFO (section 2.2.1.2.26).

```

typedef struct _MIBICMPSTATS {
    DWORD dwMsgs;
    DWORD dwErrors;
    DWORD dwDestUnreachs;
    DWORD dwTimeExcds;
    DWORD dwParmProbs;
    DWORD dwSrcQuenchs;
    DWORD dwRedirects;
    DWORD dwEchos;
    DWORD dwEchoReps;
    DWORD dwTimestamps;
    DWORD dwTimestampReps;
    DWORD dwAddrMasks;
    DWORD dwAddrMaskReps;
} MIBICMPSTATS;

```

**dwMsgs:** The number of ICMP messages received or sent.

**dwErrors:** The number of errors that occurred while sending or receiving ICMP messages.

**dwDestUnreachs:** The number of destination-unreachable messages received or sent. A destination-unreachable message is sent to the originating computer when the destination address in a datagram cannot be reached.

**dwTimeExcds:** The number of TTL-exceeded messages received or sent. A TTL-exceeded message is sent to the originating computer when a datagram is discarded because the number of routers it has passed through exceeds its TTL value.

**dwParmProbs:** The number of parameter-problem messages received or sent. A parameter-problem message is sent to the originating computer when a router or host detects an error in a datagram's IP header.

**dwSrcQuenchs:** The number of source quench messages received or sent. A source quench request is sent to a computer to request that it reduce its rate of packet transmission.

**dwRedirects:** The number of redirect messages received or sent. A redirect message is sent to the originating computer when a better route is discovered for a datagram sent by that computer.

**dwEchos:** The number of echo requests received or sent. An echo request causes the receiving computer to send an echo reply message back to the originating computer.

**dwEchoReps:** The number of echo replies received or sent. A computer sends an echo reply in response to receiving an echo request message.

**dwTimestamps:** The number of time stamp requests received or sent. A time stamp request causes the receiving computer to send a time stamp reply back to the originating computer.

**dwTimestampReps:** The number of time stamp replies received or sent. A computer sends a time stamp reply in response to **receiving** **having received** a time stamp request. Routers can use time stamp requests and replies to measure the transmission speed of datagrams on a network.

**dwAddrMasks:** The number of address mask requests received or sent. A computer sends an address mask request to determine the number of bits in the subnet mask for its local subnet.

**dwAddrMaskReps:** The number of address mask responses received or sent. A computer sends an address mask response in response to an address mask request.

#### 2.2.1.2.28 MIB\_IFNUMBER

The **MIB\_IFNUMBER** structure stores the number of interfaces on a specific computer.

```
typedef struct _MIB_IFNUMBER {
    DWORD dwValue;
} MIB_IFNUMBER,
*PMIB_IFNUMBER;
```

**dwValue:** The number of interfaces on the computer.

#### 2.2.1.2.29 (Updated Section) MIB\_IFROW

The **MIB\_IFROW** structure stores information about a specific interface.

```
typedef struct _MIB_IFROW {
    WCHAR wszName[256];
    DWORD dwIndex;
    DWORD dwType;
    DWORD dwMtu;
    DWORD dwSpeed;
    DWORD dwPhysAddrLen;
    BYTE bPhysAddr[8];
    DWORD dwAdminStatus;
    DWORD dwOperStatus;
    DWORD dwLastChange;
    DWORD dwInOctets;
    DWORD dwInUcastPkts;
    DWORD dwInNUcastPkts;
    DWORD dwInDiscards;
    DWORD dwInErrors;
    DWORD dwInUnknownProtos;
    DWORD dwOutOctets;
    DWORD dwOutUcastPkts;
    DWORD dwOutNUcastPkts;
    DWORD dwOutDiscards;
    DWORD dwOutErrors;
    DWORD dwOutQLen;
    DWORD dwDescrLen;
    BYTE bDescr[256];
} MIB_IFROW;
```

**wszName:** A pointer to a Unicode string that contains the name of the interface.

**dwIndex:** The index that identifies the interface. This index value **is not persistent and** can change when a network adapter is disabled and then enabled, **and is not persistent.**

**dwType:** The interface type as defined by the Internet Assigned Names Authority (IANA) [IANAifType].

The following table lists common values for the interface type, although many other values are possible.

Value	Meaning
IF_TYPE_OTHER 0x00000001	Another type of network interface.
IF_TYPE_ETHERNET_CSMACD 0x00000006	An Ethernet network interface.
IF_TYPE_ISO88025_TOKENRING 0x00000009	A token ring network interface.
IF_TYPE_PPP 0x00000017	A PPP network interface.
IF_TYPE_SOFTWARE_LOOPBACK 0x00000018	A software loopback network interface.
IF_TYPE_ATM 0x00000027	An ATM network interface.
IF_TYPE_IEEE80211 0x00000047	An IEEE 802.11 wireless network interface.
IF_TYPE_TUNNEL 0x00000083	A tunnel type encapsulation network interface.
IF_TYPE_IEEE1394 0x00000090	An IEEE 1394 (FireWire) high-performance serial bus network interface.

**dwMtu:** The maximum transmission unit (MTU) size in bytes.

**dwSpeed:** The speed of the interface in bits per second.

**dwPhysAddrLen:** The length, in bytes, of the physical address specified by the **bPhysAddr** member.

**bPhysAddr:** The physical address of the adapter for this interface.

**dwAdminStatus:** The administrative status of the interface. It can be either enabled or disabled.

**dwOperStatus:** The operational status of the interface.

This member can be one of the following values.

Value	Meaning
IF_OPER_STATUS_NON_OPERATIONAL 0x00000000	LAN adapter has been disabled, for example, because of an address conflict.
IF_OPER_STATUS_UNREACHABLE 0x00000001	WAN adapter that is not connected.
IF_OPER_STATUS_DISCONNECTED 0x00000002	For LAN adapters: network cable disconnected. For WAN adapters: no carrier.

Value	Meaning
IF_OPER_STATUS_CONNECTING 0x00000003	WAN adapter that is in the process of connecting.
IF_OPER_STATUS_CONNECTED 0x00000004	WAN adapter that is connected to a remote peer.
IF_OPER_STATUS_OPERATIONAL 0x00000005	Default status for LAN adapters.

**dwLastChange:** The length of time, in hundredths of seconds, starting from the last computer restart, when the interface entered its current operational state. <32>

**dwInOctets:** The number of octets of data received through this interface.

**dwInUcastPkts:** The number of unicast packets received through this interface.

**dwInNUcastPkts:** The number of nonunicast packets received through this interface. Broadcast and multicast packets are included.

**dwInDiscards:** The number of incoming packets that were discarded even though they did not have errors.

**dwInErrors:** The number of incoming packets that were discarded because of errors.

**dwInUnknownProtos:** The number of incoming packets that were discarded because the protocol was unknown.

**dwOutOctets:** The number of octets of data sent through this interface.

**dwOutUcastPkts:** The number of unicast packets sent through this interface.

**dwOutNUcastPkts:** The number of nonunicast packets sent through this interface. Broadcast and multicast packets are included.

**dwOutDiscards:** The number of outgoing packets that were discarded even though they did not have errors.

**dwOutErrors:** The number of outgoing packets that were discarded because of errors.

**dwOutQLen:** The transmit queue length. This field is not currently used.

**dwDescrLen:** The length, in bytes, of the **bDescr** member.

**bDescr:** A null-terminated ASCII string that contains the description of the interface.

### 2.2.1.2.30 (Updated Section) MIB\_IFSTATUS

The **MIB\_IFSTATUS** structure stores status information for a specific interface.

```
typedef struct _MIB_IFSTATUS {
    DWORD dwIfIndex;
    DWORD dwAdminStatus;
    DWORD dwOperationalStatus;
    BOOL bMHbeatActive;
    BOOL bMHbeatAlive;
} MIB_IFSTATUS,
*PMIB_IFSTATUS;
```

**dwIfIndex:** The index that identifies the interface.

**dwAdminStatus:** The administrative status of the interface, that is, whether the interface is administratively enabled or disabled.

**dwOperationalStatus:** The operational status of the interface. This member can be one of the values defined in ~~the~~ ROUTER\_CONNECTION\_STATE (section 2.2.1.1.2).

**bMHbeatActive:** Specifies whether multicast heartbeat detection is enabled. A value of TRUE indicates that heartbeat detection is enabled. A value of FALSE indicates that heartbeat detection is disabled.

Value	Meaning
TRUE	Heartbeat detection is enabled.
FALSE	Heartbeat detection is disabled.

**bMHbeatAlive:** Specifies whether the multicast heartbeat dead interval has been exceeded. A value of FALSE indicates that the interval has been exceeded. A value of TRUE indicates that the interval has not been exceeded.

Value	Meaning
TRUE	Heartbeat dead interval has not been exceeded.
FALSE	Heartbeat dead interval has been exceeded.

### 2.2.1.2.31 (Updated Section) MIB\_IPTABLE

The **MIB\_IPTABLE** structure contains a table of interface entries. This structure is used in MIB\_OPAQUE\_INFO (section 2.2.1.2.53) ~~structure.~~ structure.

0	1	2	3	4	5	6	7	8	9	0	1	2	3	4	5	6	7	8	9	0	1	2	3	4	5	6	7	8	9	0	1
dwNumEntries																															
table (variable)																															
...																															

**dwNumEntries (4 bytes):** The number of interface entries in the table.

**table (variable):** An array of MIB\_IFROW ~~(section 2~~ (section 2.2.1.2.29) structures that contains interface entries.

### 2.2.1.2.32 MIB\_IPADDRROW

The **MIB\_IPADDRROW** structure specifies information for a specific IPv4 address. This structure is used in the following methods:

- MIB\_OPAQUE\_INFO (section 2.2.1.2.53)
- MIB\_IPADDRTABLE (section 2.2.1.2.33)

```

typedef struct _MIB_IPADDRROW {
    DWORD dwAddr;
    DWORD dwIndex;
    DWORD dwMask;
    DWORD dwBCastAddr;
    DWORD dwReasmSize;
    unsigned short unused1;
    unsigned short wType;
} MIB_IPADDRROW,
*PMIB_IPADDRROW;

```

**dwAddr:** The IPv4 address.

**dwIndex:** The index of the interface associated with this IPv4 address.

**dwMask:** The subnet mask for the IPv4 address. See [RFC950].

**dwBCastAddr:** The broadcast address. A broadcast address is typically the IPv4 address with the host portion set to either all zeros or all ones.

**dwReasmSize:** The maximum reassembly size for received datagrams.

**unused1:** This member is reserved and SHOULD be set to 0.

**wType:** The address type or state. <33>

Value	Meaning
MIB_IPADDR_PRIMARY 0x0001	Primary IP address.
MIB_IPADDR_DYNAMIC 0x0004	Dynamic IP address.
MIB_IPADDR_DISCONNECTED 0x0008	Address is on a disconnected interface.
MIB_IPADDR_DELETED 0x0040	Address is being deleted.
MIB_IPADDR_TRANSIENT 0x0080	Transient address.

### 2.2.1.2.33 MIB\_IPADDRTABLE

The **MIB\_IPADDRTABLE** structure contains a table of IPv4 address entries. This structure is used in MIB\_OPAQUE\_INFO (section 2.2.1.2.53) structure.

0	1	2	3	4	5	6	7	8	9	10	11	12	13	14	15	16	17	18	19	20	21	22	23	24	25	26	27	28	29	30	31
dwNumEntries																															
table (variable)																															
...																															

**dwNumEntries (4 bytes):** The number of IPv4 address entries in the table.

**table (variable):** A pointer to a table of IPv4 address entries implemented as an array of MIB\_IPADDRROW (section 2.2.1.2.32) structures.

### 2.2.1.2.34 MIB\_IPFORWARDNUMBER

The **MIB\_IPFORWARDNUMBER** structure stores the number of routes in a specific IP routing table.

```
typedef struct _MIB_IPFORWARDNUMBER {
    DWORD dwValue;
} MIB_IPFORWARDNUMBER,
*PMIB_IPFORWARDNUMBER;
```

**dwValue:** Specifies the number of routes in the IP routing table.

### 2.2.1.2.35 MIB\_IPFORWARDROW

The **MIB\_IPFORWARDROW** structure contains information that describes an IPv4 network route. This structure is used in the following methods:

- MIB\_OPAQUE\_INFO (section 2.2.1.2.53)
- MIB\_IPDESTROW (section 2.2.1.2.20)
- MIB\_IPFORWARDTABLE (section 2.2.1.2.36)

```
typedef struct _MIB_IPFORWARDROW
{
    DWORD dwForwardDest;
    DWORD dwForwardMask;
    DWORD dwForwardPolicy;
    DWORD dwForwardNextHop;
    DWORD dwForwardIfIndex;
    union {
        DWORD dwForwardType;
        MIB_IPFORWARD_TYPE ForwardType;
    };
    union {
        DWORD dwForwardProto;
        MIB_IPFORWARD_PROTO ForwardProto;
    };
    DWORD dwForwardAge;
    DWORD dwForwardNextHopAS;
    DWORD dwForwardMetric1;
    DWORD dwForwardMetric2;
    DWORD dwForwardMetric3;
    DWORD dwForwardMetric4;
    DWORD dwForwardMetric5;
} MIB_IPFORWARDROW,
*PMIB_IPFORWARDROW;
```

**dwForwardDest:** The destination IPv4 address of the route. An entry with an IPv4 address of 0.0.0.0 is considered a default route. This member **MUST NOT** be set to a multicast (class D) IPv4 address.

**dwForwardMask:** The IPv4 subnet mask to be logically ANDed with the destination IPv4 address before being compared to the value in the **dwForwardDest** member; see [RFC950].

**dwForwardPolicy:** The set of conditions that would cause the selection of a multipath route (the set of next hops for a given destination). This member is typically in IP TOS format. The encoding of this member is specified in [RFC1354].

**dwForwardNextHop:** For remote routes, the IPv4 address of the next system in the route. Otherwise, this member SHOULD be an IPv4 address of 0x00000000.

**dwForwardIfIndex:** The index of the local interface through which the next hop of this route is reachable. This MUST be an interface index of one of the interfaces on RRAS.

**dwForwardType:** The route type as specified in [RFC1354]. The enum MIB\_IPFORWARD\_TYPE (section 2.2.1.1.8) describes the possible values for this member. In addition, **dwForwardType** can also be IP\_PRIORITY\_MAX\_METRIC (0x000000FF) or IP\_PRIORITY\_DEFAULT\_METRIC (0x0000007F).

**ForwardType:** The route type as specified in [RFC1354]. <34>

**dwForwardProto:** The protocol or routing mechanism that generated the route. It can take one of the values specified in [RFC1354]. The enum MIB\_IPFORWARD\_PROTO (section 2.2.1.1.9) describes the possible values for this member.

**ForwardProto:** The protocol or routing mechanism that generated the route. <35>

**dwForwardAge:** The number of seconds since the route was added or modified in the network routing table. The **dwForwardAge** member is also used if the RRAS server is running for routes of type PROTO\_IP\_NETMGMT as defined on the Protocol Identifiers reference page. When **dwForwardAge** is set to INFINITE (-1) when running the RRAS server, the route will not be removed based on a time-out value.

**dwForwardNextHopAS:** The autonomous system number of the next hop. When this member is unknown or not relevant to the protocol or routing mechanism specified in **dwForwardProto**, this value SHOULD be set to 0. This value is documented in [RFC1354].

**dwForwardMetric1:** The primary routing metric value for this route. The semantics of this metric are determined by the routing protocol specified in the **dwForwardProto** member. If this metric is not used, its value SHOULD be set to MIB\_IPROUTE\_METRIC\_UNUSED (-1). This value is documented in [RFC1354].

**dwForwardMetric2:** An alternate routing metric value for this route. The semantics of this metric are determined by the routing protocol specified in the **dwForwardProto** member. If this metric is not used, its value SHOULD be set to -1. This value is documented in [RFC1354].

**dwForwardMetric3:** An alternate routing metric value for this route. The semantics of this metric are determined by the routing protocol specified in the **dwForwardProto** member. If this metric is not used, its value SHOULD be set to -1. This value is documented in [RFC1354].

**dwForwardMetric4:** An alternate routing metric value for this route. The semantics of this metric are determined by the routing protocol specified in the **dwForwardProto** member. If this metric is not used, its value SHOULD be set to -1. This value is documented in [RFC1354].

**dwForwardMetric5:** An alternate routing metric value for this route. The semantics of this metric are determined by the routing protocol specified in the **dwForwardProto** member. If this metric is not used, its value SHOULD be set to -1. This value is documented in [RFC1354].

### 2.2.1.2.36 (Updated Section) MIB\_IPFORWARDTABLE

The **MIB\_IPFORWARDTABLE** structure contains a table of the IP route entries.



0	1	2	3	4	5	6	7	8	9	0	1	2	3	4	5	6	7	8	9	0	1	2	3	4	5	6	7	8	9	0	1
dwNumEntries																															
table (variable)																															
...																															
reserved																															
...																															

**dwNumEntries (4 bytes):** Specifies the number of route entries in the table.

**table (variable):** Pointer to a table of route entries implemented as an array of MIB\_IPFORWARDROW (section 2.2.1.2.35) structures.

**reserved (8 bytes):** An array of 8 bytes that SHOULD be set to **zero (0)** and ignored on receipt.

### 2.2.1.2.37 (Updated Section) MIB\_IPMCAST\_BOUNDARY

The **MIB\_IPMCAST\_BOUNDARY** structure contains a router's scoped IPv4 multicast address boundaries. This structure is used in the following methods:

- MIB\_OPAQUE\_INFO (section 2.2.1.2.53)
- MIB\_IPMCAST\_BOUNDARY\_TABLE (section 2.2.1.2.38)

```
typedef struct {
    DWORD dwIfIndex;
    DWORD dwGroupAddress;
    DWORD dwGroupMask;
    DWORD dwStatus;
} MIB_IPMCAST_BOUNDARY,
*PMIB_IPMCAST_BOUNDARY;
```

**dwIfIndex:** The index value for the interface that applies to this boundary. Packets with a destination address in the associated address/mask range are not forwarded with this interface.

**dwGroupAddress:** The 32-bit integer representation of the IPv4 group address which, when combined with the corresponding value in **dwGroupMask**, identifies the group range for which the scoped boundary exists.

**Note** Scoped addresses MUST come from the range 239.\*.\*.\* as specified in [RFC2365].

**dwGroupMask:** The 32-bit integer representation of the IPv4 group address mask which, when combined with the corresponding value in **dwGroupAddress**, identifies the group range for which the scoped boundary exists.

**dwStatus:** A status value that describes the current status of this entry in a multicast forwarding entry (MFE) boundary table.

Value	Meaning
0x00000001	The entry has <b>an</b> active status.

Value	Meaning
0x00000002	The entry has <b>a</b> notInService status.
0x00000003	The entry has <b>a</b> notReady status.
0x00000004	The entry has <b>a</b> createAndGo status.
0x00000005	The entry has <b>a</b> createAndWait status.
0x00000006	The entry has <b>a</b> destroy status.

### 2.2.1.2.38 (Updated Section) MIB\_IPMCAST\_BOUNDARY\_TABLE

The **MIB\_IPMCAST\_BOUNDARY\_TABLE** structure contains a list of a router's scoped IPv4 multicast address boundaries. This structure is used in MIB\_OPAQUE\_INFO (section 2.2.1.2.53) structure.

0	1	2	3	4	5	6	7	8	9	10	11	12	13	14	15	16	17	18	19	20	21	22	23	24	25	26	27	28	29	30	31
dwNumEntries																															
table (variable)																															
...																															

**dwNumEntries (4 bytes):** The number of MIB\_IPMCAST\_BOUNDARY (section 2.2.1.2.37) structures listed in **table**.

**table (variable):** An array of **MIB\_IPMCAST\_BOUNDARY** structures that collectively define the set of scoped IPv4 multicast address boundaries on a router.

### 2.2.1.2.39 MIB\_IPMCAST\_GLOBAL

The **MIB\_IPMCAST\_GLOBAL** structure stores global information for IP multicast on a specific computer.

```
typedef struct _MIB_IPMCAST_GLOBAL {
    DWORD dwEnable;
} MIB_IPMCAST_GLOBAL,
*PMIB_IPMCAST_GLOBAL;
```

**dwEnable:** Specifies whether or not IP multicast is enabled on the computer. This value is set to 1 if IP multicast is enabled on the computer and is set to 2 if IP multicast is not enabled on the computer.

### 2.2.1.2.40 MIB\_IPMCAST\_IF\_ENTRY

The **MIB\_IPMCAST\_IF\_ENTRY** structure stores information about an IP multicast interface.

```
typedef struct _MIB_IPMCAST_IF_ENTRY {
    DWORD dwIfIndex;
    DWORD dwTtl;
    DWORD dwProtocol;
    DWORD dwRateLimit;
```

```

    ULONG ulInMcastOctets;
    ULONG ulOutMcastOctets;
} MIB_IPMCAST_IF_ENTRY,
*PMIB_IPMCAST_IF_ENTRY;

```

**dwIfIndex:** The index of this interface.

**dwTtl:** The TTL value for this interface.

**dwProtocol:** The multicast routing protocol that owns this interface.

**dwRateLimit:** The rate limit of this interface.

**ulInMcastOctets:** The number of octets of multicast data received through this interface.

**ulOutMcastOctets:** The number of octets of multicast data sent through this interface.

#### 2.2.1.2.41 MIB\_IPMCAST\_IF\_TABLE

The **MIB\_IPMCAST\_IF\_TABLE** structure contains a table of IP multicast interface entries.

```

typedef struct _MIB_IPMCAST_IF_TABLE {
    DWORD dwNumEntries;
    MIB_IPMCAST_IF_ENTRY table[1];
} MIB_IPMCAST_IF_TABLE,
*PMIB_IPMCAST_IF_TABLE;

```

**dwNumEntries:** Specifies the number of interface entries in the table.

**table:** A pointer to a table of interface entries implemented as an array of **MIB\_IPMCAST\_IF\_ENTRY** (section 2.2.1.2.40) structures.

#### 2.2.1.2.42 (Updated Section) MIB\_IPMCAST\_MFE

The **MIB\_IPMCAST\_MFE** structure stores the information for an IP multicast forwarding entry (MFE). This structure is used in **MIB\_MFE\_TABLE** (section 2.2.1.2.52) structure.

```

typedef struct _MIB_IPMCAST_MFE {
    DWORD dwGroup;
    DWORD dwSource;
    DWORD dwSrcMask;
    DWORD dwUpStrmNgbr;
    DWORD dwInIfIndex;
    DWORD dwInIfProtocol;
    DWORD dwRouteProtocol;
    DWORD dwRouteNetwork;
    DWORD dwRouteMask;
    ULONG ulUpTime;
    ULONG ulExpiryTime;
    ULONG ulTimeOut;
    ULONG ulNumOutIf;
    DWORD fFlags;
    DWORD dwReserved;
    MIB_IPMCAST_OIF rgmioOutInfo[1];
} MIB_IPMCAST_MFE,
*PMIB_IPMCAST_MFE;

```

**dwGroup:** The range of IPv4 multicast groups for this MFE. A value of zero (0) indicates a wildcard group.

**dwSource:** The range of IPv4 source addresses for this MFE. A value of zero **(0)** indicates a wildcard source.

**dwSrcMask:** The IPv4 subnet mask that corresponds to **dwSource**. The **dwSource** and **dwSrcMask** members are used together to define a range of sources.

**dwUpStrmNgr:** The upstream neighbor that is related to this MFE.

**dwInIfIndex:** The index of the interface to which this MFE is related.

**dwInIfProtocol:** The routing protocol that owns the incoming interface to which this MFE is related.

**dwRouteProtocol:** The protocol that created the route. This is the enum **MIB\_IPFORWARD\_PROTO** (section 2.2.1.1.9).

**dwRouteNetwork:** The IPv4 address associated with the route referred to by **dwRouteProtocol**.

**dwRouteMask:** The IPv4 mask associated with the route referred to by **dwRouteProtocol**.

**ulUpTime:** The time, in seconds, that this MFE has been valid. This value starts from zero **(0)** and is incremented until it reaches the **ulTimeOut** value, at which time the MFE is deleted.

**ulExpiryTime:** The time, in seconds, that remains before the MFE expires and is deleted. This value starts from **ulTimeOut** and is decremented until it reaches zero **(0)**, at which time the MFE is deleted.

**ulTimeOut:** The total length of time, in seconds, that this MFE remains valid. After the time-out value is exceeded, the MFE is deleted.

**ulNumOutIf:** The number of outgoing interfaces that are associated with this MFE.

**fFlags:** Reserved. This member SHOULD be NULL.

**dwReserved:** Reserved. This member SHOULD be NULL.

**rgmioOutInfo:** A pointer to a table of outgoing interface statistics that are implemented as an array of **MIB\_IPMCAST\_OIF** (section 2.2.1.2.43) structures.

#### 2.2.1.2.43 (Updated Section) MIB\_IPMCAST\_OIF

The **MIB\_IPMCAST\_OIF** structure stores the information required to send an outgoing IP multicast packet.

```
typedef struct _MIB_IPMCAST_OIF {
    DWORD dwOutIfIndex;
    DWORD dwNextHopAddr;
    PVOID pvReserved;
    DWORD dwReserved;
} MIB_IPMCAST_OIF,
*PMIB_IPMCAST_OIF;
```

**dwOutIfIndex:** The index of the interface on which to send the outgoing IP multicast packet.

**dwNextHopAddr:** The destination address for the outgoing IPv4 multicast packet.

**pvReserved:** Reserved. This member MUST be NULL.

**dwReserved:** Reserved. This member MUST be zero **(0)**.

#### 2.2.1.2.44 (Updated Section) MIB\_IPMCAST\_MFE\_STATS

The **MIB\_IPMCAST\_MFE\_STATS** structure stores the statistics associated with an MFE.

0	1	2	3	4	5	6	7	8	9	10	11	12	13	14	15	16	17	18	19	20	21	22	23	24	25	26	27	28	29	30	31
dwGroup																															
dwSource																															
dwSrcMask																															
dwUpStrmNgr																															
dwInIfIndex																															
dwInIfProtocol																															
dwRouteProtocol																															
dwRouteNetwork																															
dwRouteMask																															
ulUpTime																															
ulExpiryTime																															
ulNumOutIf																															
ulInPkts																															
ulInOctets																															
ulPktsDifferentIf																															
ulQueueOverflow																															
rgmiosOutStats (variable)																															
...																															

**dwGroup (4 bytes):** The multicast group for this MFE. A value of zero (0) indicates a wildcard group.

**dwSource (4 bytes):** The range of source addresses for this MFE. A value of zero (0) indicates a wildcard source.

**dwSrcMask (4 bytes):** The IPv4 subnet mask that corresponds to the **dwSource**. The **dwSource** and the **dwSrcMask** members are used together to define a range of sources.

**dwUpStrmNgr (4 bytes):** The upstream neighbor that is related to this MFE.

**dwInIfIndex (4 bytes):** The index of the incoming interface that is related to this MFE.

**dwInIfProtocol (4 bytes):** The routing protocol that owns the incoming interface that is related to this MFE.

**dwRouteProtocol (4 bytes):** The protocol that created the route. It is the enum MIB\_IPFORWARD\_PROTO (section 2.2.1.1.9).

**dwRouteNetwork (4 bytes):** The address associated with the route referred to by the **dwRouteProtocol**.

**dwRouteMask (4 bytes):** The mask associated with the route referred to by the **dwRouteProtocol**.

**ulUpTime (4 bytes):** The time, in 100ths of a second, since the MFE was created.

**ulExpiryTime (4 bytes):** The time, in 100ths of a second, until the MFE will be deleted. A value of zero (0) is specified if the MFE is not subject to aging requirements.

**ulNumOutIf (4 bytes):** The number of interfaces in the outgoing interface list for this MFE.

**ulInPkts (4 bytes):** The number of packets that have been forwarded that matched this MFE.

**ulInOctets (4 bytes):** The number of octets of data forwarded that match this MFE.

**ulPktsDifferentIf (4 bytes):** The number of packets matching this MFE that were dropped due to an incoming interface check.

**ulQueueOverflow (4 bytes):** The number of packets matching this MFE that were dropped due to a queue overflow. There is one queue per MFE.

**rgmiosOutStats (variable):** A pointer to a table of outgoing interface statistics that are implemented as an array of MIB\_IPMCAST\_OIF\_STATS (section 2.2.1.2.45) structures. The number of entries in the table is specified by the value of the **ulNumOutIf** member.

#### 2.2.1.2.45 (Updated Section) MIB\_IPMCAST\_OIF\_STATS

The **MIB\_IPMCAST\_OIF\_STATS** structure stores the statistics that are associated with an outgoing multicast interface.

```
typedef struct _MIB_IPMCAST_OIF_STATS {
    DWORD dwOutIfIndex;
    DWORD dwNextHopAddr;
    PVOID pvDialContext;
    ULONG ulTtlTooLow;
    ULONG ulFragNeeded;
    ULONG ulOutPackets;
    ULONG ulOutDiscards;
} MIB_IPMCAST_OIF_STATS,
*PMIB_IPMCAST_OIF_STATS;
```

**dwOutIfIndex:** Specifies the outgoing interface to which these statistics are related.

**dwNextHopAddr:** Specifies the address of the next hop that corresponds to **dwOutIfIndex**. The **dwOutIfIndex** and **dwIfNextHopIPAddr** members uniquely identify a next hop on point-to-multipoint interfaces, where one interface connects to multiple networks. Examples of point-to-multipoint interfaces include non-broadcast multiple-access (NBMA) interfaces, and the internal interface on which all dial-up clients connect. For Ethernet and other broadcast interfaces, specify zero (0). Also specify zero (0) for point-to-point interfaces, which are identified by only **dwOutIfIndex**.

**pvDialContext:** Reserved. This member MUST be NULL.

**ulTtlTooLow:** Specifies the number of packets on this outgoing interface that were discarded because the packet's TTL value was too low.

**ulFragNeeded:** Specifies the number of packets that required fragmentation when they were forwarded on this interface.

**ulOutPackets:** Specifies the number of packets that were forwarded out of this interface.

**ulOutDiscards:** Specifies the number of packets that were discarded on this interface.

### 2.2.1.2.46 (Updated Section) MIB\_IPMCAST\_SCOPE

The **MIB\_IPMCAST\_SCOPE** structure contains a multicast scope name and the associated IPv4 multicast group address and mask that define the scope. This structure is used in MIB\_OPAQUE\_INFO (section 2.2.1.2.53) structure.

```
typedef struct {
    DWORD dwGroupAddress;
    DWORD dwGroupMask;
    WCHAR snNameBuffer[256];
    DWORD dwStatus;
    BYTE reserved[492];
} MIB_IPMCAST_SCOPE,
*PMIB_IPMCAST_SCOPE;
```

**dwGroupAddress:** A 32-bit integer representation of the IPv4 group address which, when combined with the corresponding value in **dwGroupMask**, identifies the group range for which the multicast scope exists.

**Note** Scoped addresses MUST come from the range 239.0.0.0 to 239.255.255.255 as specified in [RFC2365].

**dwGroupMask:** A 32-bit integer representation of the IPv4 group address mask which, when combined with the corresponding value in **dwGroupAddress**, identifies the group range for which the multicast scope exists.

**snNameBuffer:** A Unicode string, suitable for display to multicast application users, that contains the text name associated with the multicast scope.

If no name is specified, the default name is the string representation of the scoped address in **dwGroupAddress** with the address and mask length appended and separated by a backslash "/" character, of the form "239.\*.\*.\*x/y", where **x** is the address length and **y** is the mask length.

**dwStatus:** A status value that describes the current status of this row in an MFE scope table.

Value	Meaning
0x00000001	Row has <b>a</b> n active status.
0x00000002	Row has <b>a</b> notInService status.
0x00000003	Row has <b>a</b> notReady status.
0x00000004	Row has <b>a</b> createAndGo status.
0x00000005	Row has <b>a</b> createAndWait status.
0x00000006	Row has <b>a</b> destroy status.

**reserved:** An array of 492 bytes that SHOULD be set to 0 and ignored on receive.

### 2.2.1.2.47 MIB\_IPNETROW

The **MIB\_IPNETROW** structure contains information for an Address Resolution Protocol (ARP) table entry for an IPv4 address. This structure is used in MIB\_OPAQUE\_INFO (section 2.2.1.2.53) structure.

```
typedef struct _MIB_IPNETROW {
    DWORD dwIndex;
    DWORD dwPhysAddrLen;
    BYTE bPhysAddr[8];
    DWORD dwAddr;
    DWORD dwType;
} MIB_IPNETROW,
*PMIB_IPNETROW;
```

**dwIndex:** This MUST be the interface index of an adapter.

**dwPhysAddrLen:** The length, in bytes, of the physical address.

**bPhysAddr:** The physical address.

**dwAddr:** The IPv4 address.

**dwType:** The type of ARP entry. This type MUST be one of the following values.

Value	Meaning
0x00000001	Other
0x00000002	Invalid
0x00000003	Dynamic
0x00000004	Static

### 2.2.1.2.48 MIB\_IPNETTABLE

The **MIB\_IPNETTABLE** structure contains a table of ARP entries for IPv4 addresses.

```
typedef struct _MIB_IPNETTABLE {
    DWORD dwNumEntries;
    MIB_IPNETROW table[1];
    BYTE reserved[8];
} MIB_IPNETTABLE,
*PMIB_IPNETTABLE;
```

**dwNumEntries:** The number of ARP entries in the table.

**table:** A pointer to a table of ARP entries implemented as an array of MIB\_IPNETROW (section 2.2.1.2.47) structures.

**reserved:** An array of 8 bytes that SHOULD be set to 0 and ignored on receipt.

### 2.2.1.2.49 MIB\_IPSTATS

The **MIB\_IPSTATS** structure stores information about the IP protocol running on a specific computer. This structure is used in MIB\_OPAQUE\_INFO (section 2.2.1.2.53) structure.



```

typedef struct _MIB_IPSTATS {
    union {
        DWORD dwForwarding;
        MIB_IPSTATS_FORWARDING Forwarding;
    };
    DWORD dwDefaultTTL;
    DWORD dwInReceives;
    DWORD dwInHdrErrors;
    DWORD dwInAddrErrors;
    DWORD dwForwDatagrams;
    DWORD dwInUnknownProtos;
    DWORD dwInDiscards;
    DWORD dwInDelivers;
    DWORD dwOutRequests;
    DWORD dwRoutingDiscards;
    DWORD dwOutDiscards;
    DWORD dwOutNoRoutes;
    DWORD dwReasmTimeout;
    DWORD dwReasmReqds;
    DWORD dwReasmOks;
    DWORD dwReasmFails;
    DWORD dwFragOks;
    DWORD dwFragFails;
    DWORD dwFragCreates;
    DWORD dwNumIf;
    DWORD dwNumAddr;
    DWORD dwNumRoutes;
} MIB_IPSTATS,
*PMIB_IPSTATS;

```

**dwForwarding:** Specifies whether IP forwarding is enabled or disabled. This value MUST be 0xFFFFFFFF or one of the following values. If set to 0xFFFFFFFF, RMIBEntrySet does not change the current value of **dwForwarding**.

Value	Meaning
0x00000001	IP Forwarding enabled.
0x00000002	IP Forwarding not enabled.

**Forwarding:** Specifies whether IP forwarding is enabled or disabled.<36>

**dwDefaultTTL:** The default initial TTL for datagrams originating on a specific computer. This value MUST be 0xFFFFFFFF or a value less than or equal to 255.

**dwInReceives:** The number of datagrams received. This is a read-only field and MUST be ignored while writing.

**dwInHdrErrors:** The number of datagrams received that have header errors. This is a read-only field and MUST be ignored while writing.

**dwInAddrErrors:** The number of datagrams received that have address errors. This is a read-only field and MUST be ignored while writing.

**dwForwDatagrams:** The number of datagrams forwarded. This is a read-only field and MUST be ignored while writing.

**dwInUnknownProtos:** The number of datagrams received that have an unknown protocol. This is a read-only field and MUST be ignored while writing.

**dwInDiscards:** The number of received datagrams discarded. This is a read-only field and MUST be ignored while writing.

**dwInDelivers:** The number of received datagrams delivered. This is a read-only field and MUST be ignored while writing.

**dwOutRequests:** The number of outgoing datagrams that the IP is requested to transmit. This number does not include forwarded datagrams. This is a read-only field and MUST be ignored while writing.

**dwRoutingDiscards:** The number of outgoing datagrams discarded. This is a read-only field and MUST be ignored while writing.

**dwOutDiscards:** The number of transmitted datagrams to be discarded. This is a read-only field and MUST be ignored while writing.

**dwOutNoRoutes:** The number of datagrams for which this computer did not have a route to the destination IP address. These datagrams were discarded. This is a read-only field and MUST be ignored while writing.

**dwReasmTimeout:** The amount of time allowed for all pieces of a fragmented datagram to arrive. If all pieces do not arrive within this time, the datagram is discarded. This is a read-only field and MUST be ignored while writing.

**dwReasmReqds:** The number of datagrams that require reassembly. This is a read-only field and MUST be ignored while writing.

**dwReasmOks:** The number of datagrams that were successfully reassembled. This is a read-only field and MUST be ignored while writing.

**dwReasmFails:** The number of datagrams that cannot be reassembled. This is a read-only field and MUST be ignored while writing.

**dwFragOks:** The number of datagrams that were fragmented successfully. This is a read-only field and MUST be ignored while writing.

**dwFragFails:** The number of datagrams that have not been fragmented because the IP header specifies no fragmentation. These datagrams are discarded. This is a read-only field and MUST be ignored while writing.

**dwFragCreates:** The number of fragments created. This is a read-only field and MUST be ignored while writing.

**dwNumIf:** The number of interfaces. This is a read-only field and MUST be ignored while writing.

**dwNumAddr:** The number of IP addresses associated with this computer. This is a read-only field and MUST be ignored while writing.

**dwNumRoutes:** The number of routes in the IP routing table. This is a read-only field and MUST be ignored while writing.

#### 2.2.1.2.50 (Updated Section) MIB\_MCAST\_LIMIT\_ROW 2

The **MIB\_MCAST\_LIMIT\_ROW** structure contains the configurable limit information from a corresponding **MIB\_IPMCAST\_IF\_ENTRY** (section 2.2.1.2.40) structure. Whenever this structure is used, the **InfoType** of **RTR\_TOC\_ENTRY** (section 2.2.1.2.4) MUST be 0xFFFF000E to specify multicast configuration information.

This structure is used in the following methods:

- **RRouterInterfaceTransportAdd** (section 3.1.4.18)
- **RRouterInterfaceTransportGetInfo** (section 3.1.4.19)

- RRouterInterfaceTransportSetInfo (section 3.1.4.20)

```
typedef struct {
    DWORD dwTtl;
    DWORD dwRateLimit;
} MIB_MCAST_LIMIT_ROW,
*PMIB_MCAST_LIMIT_ROW;
```

**dwTtl:** The TTL value for a multicast interface.

**dwRateLimit:** The rate limit for a multicast interface. This MUST be set to 0.

### 2.2.1.2.51 MIB\_MFE\_STATS\_TABLE

The **MIB\_MFE\_STATS\_TABLE** structure stores statistics for a group of MFEs. This structure is used in MIB\_OPAQUE\_INFO (section 2.2.1.2.53) structure.

0	1	2	3	4	5	6	7	8	9	10	11	12	13	14	15	16	17	18	19	20	21	22	23	24	25	26	27	28	29	30	31
dwNumEntries																															
table (variable)																															
...																															

**dwNumEntries (4 bytes):** The number of MFEs in the table.

**table (variable):** A pointer to a table of MFEs that are implemented as an array of MIB\_IPMCAST\_MFE\_STATS (section 2.2.1.2.44) structures.

### 2.2.1.2.52 MIB\_MFE\_TABLE

The **MIB\_MFE\_TABLE** structure contains a table of MFEs. This structure is used in MIB\_OPAQUE\_INFO (section 2.2.1.2.53) structure.

0	1	2	3	4	5	6	7	8	9	10	11	12	13	14	15	16	17	18	19	20	21	22	23	24	25	26	27	28	29	30	31
dwNumEntries																															
table (variable)																															
...																															

**dwNumEntries (4 bytes):** The number of MFEs in the table.

**table (variable):** A pointer to a table of MFEs implemented as an array of MIB\_IPMCAST\_MFE (section 2.2.1.2.42) structures.

### 2.2.1.2.53 (Updated Section) MIB\_OPAQUE\_INFO

The **MIB\_OPAQUE\_INFO** structure contains information related to an MIB entry. This structure is used to handle MIB data in MIB methods such as the following:

- RMIBEntryCreate (section 3.1.4.27)

- RMIBEntrySet (section 3.1.4.29)
- RMIBEntryGet (section 3.1.4.30)
- RMIBEntryGetFirst (section 3.1.4.31)
- RMIBEntryGetNext (section 3.1.4.32)

0	1	2	3	4	5	6	7	8	9	10	11	12	13	14	15	16	17	18	19	20	21	22	23	24	25	26	27	28	29	30	31
dwId																															
ullAlign																															
rgbyData																															

**dwId (4 bytes):** MIB ID for the type of information being submitted or returned. **IPX does not use this structure. For IP transport, the MIB ID MUST be one of the following values.**

~~IPX does not use this structure.~~

~~For IP transport, the MIB ID MUST be one of the following.~~

dwId Value	Meaning	Structure to be pointed to by rgbyData.
IF_NUMBER 0x00000000	Information about number of interfaces on the server.	MIB_IFNUMBER (section 2.2.1.2.28)
IF_TABLE 0x00000001	Table of interface entries.	MIB_IFTABLE (section 2.2.1.2.31)
IF_ROW 0x00000002	Information about a particular interface.	MIB_IFROW (section 2.2.1.2.29)
IP_STATS 0x00000003	Information about the IP protocol.	MIB_IPSTATS (section 2.2.1.2.49)
IP_ADDRTABLE 0x00000004	Table of IPv4 address entries.	MIB_IPADDRTABLE (section 2.2.1.2.33)
IP_ADDRROW 0x00000005	Information for a particular IPv4 address.	MIB_IPADDRROW (section 2.2.1.2.32)
IP_FORWARDNUMBER 0x00000006	Information about number of routes in a particular IP routing table.	MIB_IPFORWARDNUMBER (section 2.2.1.2.34)
IP_FORWARDTABLE 0x00000007	Table of IPv4 route entries.	MIB_IPFORWARDTABLE (section 2.2.1.2.36)
IP_FORWARDROW 0x00000008	Information that describes an IPv4/IPv6 network route.	MIB_IPFORWARDROW (section 2.2.1.2.35) for IPv4, INTERFACE_ROUTE_ENTRY (section 2.2.1.2.181) for IPv6 based on the transport
IP_NETTABLE	Table of ARP entries for	MIB_IPNETTABLE (section 2.2.1.2.48)

<b>dwId Value</b>	<b>Meaning</b>	<b>Structure to be pointed to by <i>rgbyData</i>.</b>
0x00000009	IPv4 addresses.	
IP_NETROW 0x0000000A	Information about an ARP table entry for an IPv4 address.	MIB_IPNETROW (section 2.2.1.2.47)
ICMP_STATS 0x0000000B	Statistics for ICMP messages on a particular computer.	MIB_ICMP (section 2.2.1.2.25)
TCP_STATS 0x0000000C	Statistics for the TCP protocol running on the local computer.	MIB_TCPSTATS (section 2.2.1.2.57)
TCP_TABLE 0x0000000D	Table of IPv4 TCP connections.	MIB_TCPTABLE (section 2.2.1.2.58)
TCP_ROW 0x0000000E	Information for an IPv4 TCP connection.	MIB_TCPROW (section 2.2.1.2.56)
UDP_STATS 0x0000000F	Statistics for the UDP running on the local computer.	MIB_UDPSTATS (section 2.2.1.2.60)
UDP_TABLE 0x00000010	Table of address information for sending and receiving UDP datagrams.	MIB_UDPTABLE (section 2.2.1.2.61)
UDP_ROW 0x00000011	Information for a UDP session.	MIB_UDPROW (section 2.2.1.2.59)
MCAST_MFE 0x00000012	Information for an IP multicast forwarding entry.	MIB_MFE_TABLE (section 2.2.1.2.52). <i>rgbyData</i> SHOULD be specified as NULL when the requested IP multicast forwarding entry is not found when using the RMIBEntryGet, RMIBEntryGetFirst, and RMIBEntryGetNext methods. These methods return ERROR_SUCCESS even if they do not find the requested IP multicast forwarding entry.
MCAST_MFE_STATS 0x00000013	Statistics associated with an MFE.	MIB_MFE_STATS_TABLE (section 2.2.1.2.51)
BEST_IF 0x00000014	Information about the interface that has the best route to a particular destination IPv4 address.	MIB_BEST_IF (section 2.2.1.2.23)
BEST_ROUTE 0x00000015	Information about a particular route.	INTERFACE_ROUTE_INFO (section 2.2.1.2.11)
PROXY_ARP 0x00000016	Information for a Proxy Address Resolution Protocol (PARP) entry.	MIB_PROXYARP (section 2.2.1.2.55)
MCAST_IF_ENTRY 0x00000017	Information about an IP multicast interface.	MIB_IPMCAST_IF_ENTRY (section 2.2.1.2.40)
MCAST_GLOBAL 0x00000018	Global information for IP multicast on a particular	MIB_IPMCAST_GLOBAL (section 2.2.1.2.39)

dwId Value	Meaning	Structure to be pointed to by rgbyData.
	computer.	
IF_STATUS 0x00000019	Status information for a particular interface.	MIB_IFSTATUS (section 2.2.1.2.30)
MCAST_BOUNDARY 0x0000001A	Information about a router's scoped IPv4 multicast address boundaries.	MIB_IPMCAST_BOUNDARY (section 2.2.1.2.37)
MCAST_SCOPE 0x0000001B	Information about a multicast scope.	MIB_IPMCAST_SCOPE (section 2.2.1.2.46)
DEST_MATCHING 0x0000001C	Route information about a matching destination.	MIB_IPDESTTABLE (section 2.2.1.2.21)
DEST_LONGER 0x0000001D	Information about all the possible routes to a destination.	MIB_IPDESTTABLE (section 2.2.1.2.21)
DEST_SHORTER 0x0000001E	Information about the best matching routes to a destination.	MIB_IPDESTTABLE (section 2.2.1.2.21)
ROUTE_MATCHING 0x0000001F	Information about a matching IP route.	MIB_IPDESTTABLE (section 2.2.1.2.21)
ROUTE_LONGER 0x00000020	Information about all the possible routes to a destination.	MIB_IPDESTTABLE (section 2.2.1.2.21)
ROUTE_SHORTER 0x00000021	Information about the best matching routes to a destination.	MIB_IPDESTTABLE (section 2.2.1.2.21)
ROUTE_STATE 0x00000022	Information about whether the route needs to be added to the forwarder or not.	MIB_ROUTESTATE (section 2.2.1.2.22)
MCAST_MFE_STATS_EX 0x00000023	Statistics associated with an MFE.	MIB_MFE_STATS_TABLE (section 2.2.1.2.51)

**ullAlign (4 bytes):** The number of bytes that align the information returned. This is used to align the field to a long boundary so that the structure is aligned.

**rgbyData (4 bytes):** A pointer to the information returned from the opaque query.

#### 2.2.1.2.54 (Updated Section) MIB\_OPAQUE\_QUERY

The **MIB\_OPAQUE\_QUERY** structure contains the MIB ID and the corresponding index of the MIB object. This structure is used in the following methods:

- RMIBEntryGet (section 3.1.4.30)
- RMIBEntryDelete (section 3.1.4.28)
- RMIBEntryGetFirst (section 3.1.4.31)
- RMIBEntryGetNext (section 3.1.4.32)

The same structure is also used as a blob for querying MIB if **dwPid** is PID\_IPX, or if **dwPid** is PID\_IP and **dwRoutingPid** is not IPRTRMGR\_PID (0x00002710) in the parameter of the methods using this structure.

0	1	2	3	4	5	6	7	8	9	10	11	12	13	14	15	16	17	18	19	20	21	22	23	24	25	26	27	28	29	30	31
dwVarId																															
rgdwVarIndex (variable)																															
...																															

**dwVarId (4 bytes):** The identifier of the MIB object while querying IPv4 or IPv6 MIB variables. The value MUST be the same as **dwId** for **MIB\_OPAQUE\_INFO**. (section 2.2.1.2.53).

**rgdwVarIndex (variable):** Place holder for data of the blob as previously mentioned. If **dwRoutingPid** is IPRTRMGR\_PID (0x00002710), then this MUST indicate the index of the MIB object to query as shown in the following table.

dwVarId	rgdwVarIndex	Structure that needs to be retrieved	Meaning of rgdwVarIndex
IF_NUMBER 0x00000000	Not used.	MIB_IFNUMBER (section 2.2.1.2.28)	Not used.
IF_TABLE 0x00000001	Not used.	MIB_IFTABLE (section 2.2.1.2.31)	Not used.
IF_ROW 0x00000002	Index of the interface.	MIB_IFROW (section 2.2.1.2.29)	The instance of the structure whose interface index matches with the value specified in <b>rgdwVarIndex</b> .
IP_STATS 0x00000003	Not used.	MIB_IPSTATS (section 2.2.1.2.49)	Not used.
0x00000004 IP_ADDRTABLE	Not used.	MIB_IPADDRTABLE (section 2.2.1.2.33)	Not used.
IP_ADDRROW 0x00000005	IP address.	MIB_IPADDRROW (section 2.2.1.2.32)	The instance of the structure whose <b>dwAddr</b> matches the value specified in <b>rgdwVarIndex</b> .
IP_FORWARDNUMBER 0x00000006	Not used.	MIB_IPFORWARDNUMBER (section 2.2.1.2.34)	Not used.
IP_FORWARDTABLE 0x00000007	Not used.	MIB_IPFORWARDTABLE (section 2.2.1.2.36)	Not used.
IP_FORWARDROW 0x00000008	This MUST be of 4 DWORDS size (rgdwVarIndex[4]) for IPV4. For IPV6 this MUST be index.	MIB_IPFORWARDROW (section 2.2.1.2.35) for IPv4, INTERFACE_ROUTE_ENTRY (section 2.2.1.2.181) for IPv6	For IPv4, the instance of the structure whose <b>dwForwardDest</b> matches <b>rgdwVarIndex[0]</b> , <b>dwForwardProto</b> matches <b>rgdwVarIndex[1]</b> , <b>dwForwardPolicy</b> matches <b>rgdwVarIndex[2]</b> , and

<b>dwVarId</b>	<b>rgdwVarIndex</b>	<b>Structure that needs to be retrieved</b>	<b>Meaning of rgdwVarIndex</b>
			<b>dwForwardNextHop</b> matches <b>rgdwVarIndex[3]</b> . For IPv6, the instance of the structure whose <b>dwIndex</b> matches <b>rgdwVarIndex</b> .
IP_NETTABLE 0x00000009	MUST be of size one DWORD (rgdwVarIndex[1]) or two DWORDS (rgdwVarIndex[2]) .	MIB_IPNETTABLE (section 2.2.1.2.48)	If one DWORD is passed, an instance of the structure whose <b>dwIndex</b> matches the value specified in <b>rgdwVarIndex[0]</b> is returned. If two DWORDs are passed, an instance of the structure whose <b>dwIndex</b> matches the value specified in <b>rgdwVarIndex[0]</b> and whose <b>dwAddr</b> matches <b>rgdwVarIndex[1]</b> is returned.
IP_NETROW 0x0000000A	This MUST be of size one DWORD (rgdwVarIndex[1]) or two DWORDS (rgdwVarIndex[2]) .	MIB_IPNETROW (section 2.2.1.2.47)	If one DWORD is passed, an instance of the structure whose <b>dwIndex</b> matches the value specified in <b>rgdwVarIndex[0]</b> is returned. If two DWORDs are passed, an instance of the structure whose <b>dwIndex</b> matches the value specified in <b>rgdwVarIndex[0]</b> and whose <b>dwAddr</b> matches <b>rgdwVarIndex[1]</b> is returned.
ICMP_STATS 0x0000000B	Not used.	MIB_ICMP (section 2.2.1.2.25)	Not used.
TCP_STATS 0x0000000C	Not used.	MIB_TCPSTATS (section 2.2.1.2.57)	Not used.
TCP_ROW 0x0000000E	This MUST be of 4 DWORDS size (rgdwVarIndex[4]) for IPv4.	MIB_TCPROW (section 2.2.1.2.56)	The instance of the structure whose <b>dwLocalAddr</b> matches <b>rgdwVarIndex[0]</b> , <b>dwLocalPort</b> matches <b>rgdwVarIndex[1]</b> , <b>dwRemoteAddr</b> matches <b>rgdwVarIndex[2]</b> , and <b>dwRemotePort</b> matches <b>rgdwVarIndex[3]</b> .
UDP_STATS 0x0000000F	Not used.	MIB_UDPSTATS (section 2.2.1.2.60)	Not used.
UDP_TABLE 0x00000010	Not used.	MIB_UDPTABLE (section 2.2.1.2.61)	Not used.
UDP_ROW 0x00000011	This MUST be of size one DWORD (rgdwVarIndex[1]) or two DWORDS (rgdwVarIndex[2]) .	MIB_UDPROW (section 2.2.1.2.59)	If one DWORD is passed, an instance of the structure whose <b>dwLocalAddr</b> matches the value specified in <b>rgdwVarIndex[0]</b> is returned. If two DWORDs are passed, an



<b>dwVarId</b>	<b>rgdwVarIndex</b>	<b>Structure that needs to be retrieved</b>	<b>Meaning of rgdwVarIndex</b>
			instance of the structure whose <b>dwLocalAddr</b> matches the value specified in <b>rgdwVarIndex[0]</b> and whose <b>dwLocalPort</b> matches the value specified in <b>rgdwVarIndex[1]</b> . Both <b>dwLocalAddr</b> and <b>dwLocalPort</b> MUST be specified for RMIBEntryGet.
MCAST_MFE 0x00000012	This MUST be of 3 DWORDS size (rgdwVarIndex[3]) .	MIB_MFE_TABLE (section 2.2.1.2.52)	The instance of the structure whose <b>dwGroup</b> matches <b>rgdwVarIndex[0]</b> , <b>dwSource</b> matches <b>rgdwVarIndex[1]</b> , <b>dwSrcMask</b> matches <b>rgdwVarIndex[2]</b> is returned, and <b>rgdwVarIndex[2]</b> MUST be 0xFFFFFFFF.
MCAST_MFE_STATS 0x00000013	This MUST be of 3 DWORDS size (rgdwVarIndex[3]) .	MIB_IPMCAST_MFE_STATS (section 2.2.1.2.44)	The instance of the structure whose <b>dwGroup</b> matches <b>rgdwVarIndex[0]</b> , <b>dwSource</b> matches <b>rgdwVarIndex[1]</b> , <b>dwSrcMask</b> matches <b>rgdwVarIndex[2]</b> is returned, and <b>rgdwVarIndex[2]</b> MUST be 0xFFFFFFFF.
BEST_IF 0x00000014	MUST be of 1 DWORDS size (rgdwVarIndex[1]) .	MIB_BEST_IF (section 2.2.1.2.23)	The interface having the best route for the destination specified in <b>rgdwVarIndex[0]</b> is returned.
BEST_ROUTE 0x00000015	MUST be of 2 DWORDS size (rgdwVarIndex[2])	INTERFACE_ROUTE_INFORMATION (section 2.2.1.2.11)	The best route information for the destination specified in <b>rgdwVarIndex[0]</b> is returned. <b>rgdwVarIndex[1]</b> MUST be set to 0.
MCAST_IF_ENTRY 0x00000017	MUST be of 1 DWORDS size (rgdwVarIndex[1]) .	MIB_IPMCAST_IF_ENTRY (section 2.2.1.2.40)	The instance of the structure whose interface index matches with the value specified in <b>rgdwVarIndex</b> .
MCAST_GLOBAL 0x00000018	Not used.	MIB_IPMCAST_GLOBAL (section 2.2.1.2.39)	Not used.
IF_STATUS 0x00000019	MUST be of 1 DWORDS size (rgdwVarIndex[1]) .	MIB_IFSTATUS (section 2.2.1.2.30)	The instance of the structure whose interface index matches with the value specified in <b>rgdwVarIndex</b> .
MCAST_BOUNDARY 0x0000001A	MUST be of 3 DWORDS size (rgdwVarIndex[3]) .	MIB_IPMCAST_BOUNDARY (section 2.2.1.2.37)	The instance with <b>dwIfIndex</b> equal to <b>rgdwVarIndex[0]</b> , <b>dwGroupAddress</b> equal to <b>rgdwVarIndex[1]</b> , and <b>dwGroupMask</b> equal to <b>rgdwVarIndex[2]</b> is returned.
MCAST_SCOPE	MUST be of size	MIB_IPMCAST_SCOPE (	If one DWORD is passed, an

<b>dwVarId</b>	<b>rgdwVarIndex</b>	<b>Structure that needs to be retrieved</b>	<b>Meaning of rgdwVarIndex</b>
0x0000001B	one DWORD (rgdwVarIndex[1]) or two DWORDS (rgdwVarIndex[2]) .	section 2.2.1.2.46)	instance of the structure whose <b>dwGroupAddress</b> matches the value specified in <b>rgdwVarIndex[0]</b> is returned. If two DWORDs are passed, an instance of the structure whose <b>dwGroupAddress</b> matches the value specified in <b>rgdwVarIndex[0]</b> and whose <b>dwGroupMask</b> matches <b>rgdwVarIndex[1]</b> is returned. Both <b>dwGroupAddress</b> and <b>dwGroupMask</b> MUST be specified for <b>RMIBEntryGet</b> .
DEST_MATCHING 0x0000001C	MUST be of 4 DWORDS size (rgdwVarIndex[4]) .	MIB_IPDESTTABLE (section 2.2.1.2.21)	The instance of the structure whose ForwardRow fields of <b>dwForwardDest</b> matches <b>rgdwVarIndex[0]</b> , <b>dwForwardMask</b> matches <b>rgdwVarIndex[1]</b> , <b>dwForwardViewSet</b> matches <b>rgdwVarIndex[2]</b> , and whose <b>dwForwardProto</b> matches <b>rgdwVarIndex[3]</b> .
DEST_LONGER 0x0000001D	MUST be of 4 DWORDS size (rgdwVarIndex[4]) .	MIB_IPDESTTABLE (section 2.2.1.2.21)	The instance of the structure whose ForwardRow fields of <b>dwForwardDest</b> matches <b>rgdwVarIndex[0]</b> , <b>dwForwardMask</b> matches <b>rgdwVarIndex[1]</b> , <b>dwForwardViewSet</b> matches <b>rgdwVarIndex[2]</b> , and whose <b>dwForwardProto</b> matches <b>rgdwVarIndex[3]</b> .
DEST_SHORTER 0x0000001E	MUST be of 4 DWORDS size (rgdwVarIndex[4]) .	MIB_IPDESTTABLE (section 2.2.1.2.21)	The instance of the structure whose <b>ForwardRow</b> fields of <b>dwForwardDest</b> matches <b>rgdwVarIndex[0]</b> , <b>dwForwardMask</b> matches <b>rgdwVarIndex[1]</b> , <b>dwForwardViewSet</b> matches <b>rgdwVarIndex[2]</b> , and whose <b>dwForwardProto</b> matches <b>rgdwVarIndex[3]</b> .
ROUTE_MATCHING 0x0000001F	This MUST be of 4 DWORDS size (rgdwVarIndex[4]) .	MIB_IPDESTTABLE (section 2.2.1.2.21)	The instance of the structure whose ForwardRow fields of <b>dwForwardDest</b> matches <b>rgdwVarIndex[0]</b> , <b>dwForwardMask</b> matches <b>rgdwVarIndex[1]</b> , <b>dwForwardViewSet</b> matches <b>rgdwVarIndex[2]</b> , and whose <b>dwForwardProto</b> matches <b>rgdwVarIndex[3]</b> .
ROUTE_LONGER 0x00000020	MUST be of 4 DWORDS size	MIB_IPDESTTABLE (section 2.2.1.2.21)	The instance of the structure whose ForwardRow fields of

dwVarId	rgdwVarIndex	Structure that needs to be retrieved	Meaning of rgdwVarIndex
	(rgdwVarIndex[4]) .		<b>dwForwardDest</b> matches <b>rgdwVarIndex[0]</b> , <b>dwForwardMask</b> matches <b>rgdwVarIndex[1]</b> , <b>dwForwardViewSet</b> matches <b>rgdwVarIndex[2]</b> , and whose <b>dwForwardProto</b> matches <b>rgdwVarIndex[3]</b> .
ROUTE_SHORTER 0x00000021	MUST be of 4 DWORDS size (rgdwVarIndex[4]) .	MIB_IPDESTTABLE (sec tion 2.2.1.2.21)	The instance of the structure whose <b>ForwardRow</b> fields of <b>dwForwardDest</b> matches <b>rgdwVarIndex[0]</b> , <b>dwForwardMask</b> matches <b>rgdwVarIndex[1]</b> , <b>dwForwardViewSet</b> matches <b>rgdwVarIndex[2]</b> , and whose <b>dwForwardProto</b> matches <b>rgdwVarIndex[3]</b> .
ROUTE_STATE 0x00000022	Not used.	MIB_ROUTESTATE (sec tion 2.2.1.2.22)	Not used.
MCAST_MFE_STATS_EX 0x00000023	MUST be of 3 DWORDS size (rgdwVarIndex[3]) .	MIB_MFE_STATS_TABL E (section 2.2.1.2.51)	The instance of the structure whose <b>dwGroup</b> field matches <b>rgdwVarIndex[0]</b> , <b>and</b> <b>dwSource</b> matches <b>rgdwVarIndex[1]</b> , <b>and</b> <b>rgdwVarIndex[2]</b> is not used.

### 2.2.1.2.55 MIB\_PROXYARP

The **MIB\_PROXYARP** structure stores information for a Proxy Address Resolution Protocol (PARP) entry. This structure is used in MIB\_OPAQUE\_INFO (section 2.2.1.2.53).

```
typedef struct _MIB_PROXYARP {
    DWORD dwAddress;
    DWORD dwMask;
    DWORD dwIfIndex;
} MIB_PROXYARP,
*PMIB_PROXYARP;
```

**dwAddress:** The IPv4 address that acts as a proxy.

**dwMask:** The subnet mask for the IPv4 address specified by the **dwAddress** member. See [RFC950].

**dwIfIndex:** The index of the interface that acts as a proxy for the address specified by the **dwAddress** member.

### 2.2.1.2.56 (Updated Section) MIB\_TCPROW

The **MIB\_TCPROW** structure contains information for an IPv4 TCP connection. This structure is used in the following methods:

- MIB\_OPAQUE\_INFO (section 2.2.1.2.53)

- MIB\_TCPTABLE (section 2.2.1.2.58)

```
typedef struct _MIB_TCPROW {
    union {
        DWORD dwState;
        MIB_TCP_STATE State;
    };
    DWORD dwLocalAddr;
    DWORD dwLocalPort;
    DWORD dwRemoteAddr;
    DWORD dwRemotePort;
} MIB_TCPROW,
*PMIB_TCPROW;
```

**dwState:** The state of the TCP connection. This member can be one of the enums in the MIB\_TCP\_STATE (section 2.2.1.1.11) enumeration.

**State:** The state of the TCP connection.<37>

**dwLocalAddr:** The local IPv4 address for the TCP connection on the local computer. A value of zero (0) indicates the listener can accept a connection on any interface.

**dwLocalPort:** The local port number in network byte order for the TCP connection on the local computer.

**dwRemoteAddr:** The IPv4 address for the TCP connection on the remote computer.

**dwRemotePort:** The remote port number in network byte order for the TCP connection on the remote computer.

### 2.2.1.2.57 MIB\_TCPSTATS

The **MIB\_TCPSTATS** structure contains statistics for the TCP protocol running on the local computer. This structure is used in MIB\_OPAQUE\_INFO (section 2.2.1.2.53) structure.

```
typedef struct _MIB_TCPSTATS {
    union {
        DWORD dwRtoAlgorithm;
        TCP_RTO_ALGORITHM RtoAlgorithm;
    };
    DWORD dwRtoMin;
    DWORD dwRtoMax;
    DWORD dwMaxConn;
    DWORD dwActiveOpens;
    DWORD dwPassiveOpens;
    DWORD dwAttemptFails;
    DWORD dwEstabResets;
    DWORD dwCurrEstab;
    DWORD dwInSegs;
    DWORD dwOutSegs;
    DWORD dwRetransSegs;
    DWORD dwInErrs;
    DWORD dwOutRsts;
    DWORD dwNumConns;
} MIB_TCPSTATS,
*PMIB_TCPSTATS;
```

**dwRtoAlgorithm:** The retransmission time-out (RTO) algorithm in use. This member can be one of the enum values in TCP\_RTO\_ALGORITHM (section 2.2.1.1.12).

**RtoAlgorithm:** The RTO algorithm in use.<38>

**dwRtoMin:** The minimum RTO value in milliseconds.

**dwRtoMax:** The maximum RTO value in milliseconds.

**dwMaxConn:** The maximum number of connections. If this member is -1, the maximum number of connections is variable.

**dwActiveOpens:** The number of active open connections. In an active open, the client is initiating a connection with the server.

**dwPassiveOpens:** The number of passive open connections. In a passive open, the server is listening for a connection request from a client.

**dwAttemptFails:** The number of failed connection attempts.

**dwEstabResets:** The number of established connections that were reset.

**dwCurrEstab:** The number of currently established connections.

**dwInSegs:** The number of segments received.

**dwOutSegs:** The number of segments transmitted. This number does not include retransmitted segments.

**dwRetransSegs:** The number of segments retransmitted.

**dwInErrs:** The number of errors received.

**dwOutRsts:** The number of segments transmitted with the reset flag set.

**dwNumConns:** The number of connections that are currently present in the system. This total number includes connections in all states except listening connections.

#### 2.2.1.2.58 MIB\_TCPTABLE

The **MIB\_TCPTABLE** structure contains a table of IPv4 TCP connections on the local computer.

```
typedef struct _MIB_TCPTABLE {
    DWORD dwNumEntries;
    MIB_TCPROW table[1];
    BYTE reserved[8];
} MIB_TCPTABLE,
*PMIB_TCPTABLE;
```

**dwNumEntries:** The number of entries in the table.

**table:** A pointer to a table of TCP connections implemented as an array of MIB\_TCPROW (section 2.2.1.2.56) structures.

**reserved:** An array of 8 bytes that SHOULD be set to 0 and ignored on receipt.

#### 2.2.1.2.59 MIB\_UDPROW

The **MIB\_UDPROW** structure contains address information for sending and receiving User Datagram Protocol (UDP) datagrams. This structure is used in the following methods:

- MIB\_OPAQUE\_INFO (section 2.2.1.2.53)
- MIB\_UDPTABLE (section 2.2.1.2.61)

```

typedef struct _MIB_UDPROW {
    DWORD dwLocalAddr;
    DWORD dwLocalPort;
} MIB_UDPROW,
*PMIB_UDPROW;

```

**dwLocalAddr:** The IPv4 address on the local computer.

**dwLocalPort:** The port number on the local computer.

#### 2.2.1.2.60 MIB\_UDPSTATS

The **MIB\_UDPSTATS** structure contains statistics for the UDP running on the local computer. This structure is used in MIB\_OPAQUE\_INFO (section 2.2.1.2.53) structure.

```

typedef struct _MIB_UDPSTATS {
    DWORD dwInDatagrams;
    DWORD dwNoPorts;
    DWORD dwInErrors;
    DWORD dwOutDatagrams;
    DWORD dwNumAddrs;
} MIB_UDPSTATS,
*PMIB_UDPSTATS;

```

**dwInDatagrams:** The number of datagrams received.

**dwNoPorts:** The number of datagrams received that were discarded because the port specified was invalid.

**dwInErrors:** The number of erroneous datagrams received. This number does not include the value contained by the **dwNoPorts** member.

**dwOutDatagrams:** The number of datagrams transmitted.

**dwNumAddrs:** The number of entries in the UDP listener table.

#### 2.2.1.2.61 MIB\_UDPTABLE

The **MIB\_UDPTABLE** structure contains a table of address information for sending and receiving UDP datagrams on the local computer.

```

typedef struct _MIB_UDPTABLE {
    DWORD dwNumEntries;
    MIB_UDPROW table[1];
    BYTE reserved[8];
} MIB_UDPTABLE,
*PMIB_UDPTABLE;

```

**dwNumEntries:** The number of entries in the table.

**table:** Pointer to an array of MIB\_UDPROW (section 2.2.1.2.59) structures.

**reserved:** An array of 8 bytes that SHOULD be set to 0 and ignored on receipt.

#### 2.2.1.2.62 MPR\_SERVER\_0

The **MPR\_SERVER\_0** structure contains configuration information for a router.

```

typedef struct MPR_SERVER_0 {
    BOOL fLanOnlyMode;
    DWORD dwUpTime;
    DWORD dwTotalPorts;
    DWORD dwPortsInUse;
} MPR_SERVER_0;
*PMPR_SERVER_0;

```

**fLanOnlyMode:** This is of type BOOL. It specifies whether the RRAS server is running in LAN only mode or not. If the value is 1, the RRAS server is not routing; if the value is 0, then the RRAS server is functioning as a router.

Value	Meaning
0	The RRAS server is functioning as a router.
1	The RRAS server is not routing.

**dwUpTime:** Specifies the elapsed time (in seconds) since the router was started.

**dwTotalPorts:** Specifies the number of ports on the router.

**dwPortsInUse:** Specifies the number of ports on the router currently in use.

### 2.2.1.2.63 MPR\_SERVER\_1

The **MPR\_SERVER\_1** structure is used to get and set the number of Point-to-Point Tunneling Protocol/Layer Two Tunneling Protocol (PPTP/L2TP) ports configured on the RRAS server. It is also used to get and set the RRAS functionality and router functionality enabled on those ports.

```

typedef struct MPR_SERVER_1 {
    DWORD dwNumPptpPorts;
    DWORD dwPptpPortFlags;
    DWORD dwNumL2tpPorts;
    DWORD dwL2tpPortFlags;
} MPR_SERVER_1;
*PMPR_SERVER_1;

```

**dwNumPptpPorts:** Specifies the number of ports configured on that (PPTP) device. This value cannot exceed the server port limit.<39>

**dwPptpPortFlags:** Indicates the RRAS server and/or router functionality configured on the PPTP device. Possible flag values are as follows.

Value	Meaning
MPR_ENABLE_RAS_ON_DEVICE 0x00000001	Remote access is enabled for PPTP.
MPR_ENABLE_ROUTING_ON_DEVICE 0x00000002	Routing is enabled for PPTP.

**dwNumL2tpPorts:** Specifies the number of ports configured on that (L2TP) device. This value cannot exceed the server port limit.<40>

**dwL2tpPortFlags:** Indicates the RAS and/or router functionality configured on the L2TP device. Possible flag values are as follows.

Value	Meaning
MPR_ENABLE_RAS_ON_DEVICE 0x00000001	Remote access is enabled for L2TP.
MPR_ENABLE_ROUTING_ON_DEVICE 0x00000002	Routing is enabled for L2TP.

### 2.2.1.2.64 MPR\_SERVER\_2

The **MPR\_SERVER\_2** structure<41> is used to get and set the number of Point-to-Point Tunneling Protocol/Layer Two Tunneling Protocol/Secure Socket Tunneling Protocol (PPTP/L2TP/SSTP) ports configured on the RRAS server. It also gets and sets the RRAS functionality and router functionality enabled on the server.

```
typedef struct MPR_SERVER_2 {
    DWORD dwNumPptpPorts;
    DWORD dwPptpPortFlags;
    DWORD dwNumL2tpPorts;
    DWORD dwL2tpPortFlags;
    DWORD dwNumSstpPorts;
    DWORD dwSstpPortFlags;
} MPR_SERVER_2,
*PMPR_SERVER_2;
```

**dwNumPptpPorts:** Specifies the number of ports configured on that (PPTP) device. This value cannot exceed the server port limit.<42>

**dwPptpPortFlags:** Indicates the RRAS server and/or router functionality configured on the PPTP device. Possible flag values are as follows.

Value	Meaning
MPR_ENABLE_RAS_ON_DEVICE 0x00000001	Remote access is enabled for PPTP.
MPR_ENABLE_ROUTING_ON_DEVICE 0x00000002	Routing is enabled for PPTP.

**dwNumL2tpPorts:** Specifies the number of ports configured on that (L2TP) device. This value cannot exceed the server port limit.<43>

**dwL2tpPortFlags:** Indicates the RRAS server and/or router functionality configured on the L2TP device. Possible flag values are as follows.

Value	Meaning
MPR_ENABLE_RAS_ON_DEVICE 0x00000001	Remote access is enabled for L2TP.
MPR_ENABLE_ROUTING_ON_DEVICE 0x00000002	Routing is enabled for L2TP.

**dwNumSstpPorts:** specifies the number of ports configured on that (SSTP) device. This value cannot exceed the server port limit.<44>



**dwSstpPortFlags:** indicates the RRAS server and/or router functionality configured on the SSTP device. Possible flag values are as follows.<45>

Value	Meaning
MPR_ENABLE_RAS_ON_DEVICE 0x00000001	Remote access is enabled for SSTP.

#### 2.2.1.2.65 (Updated Section) PPP\_NBFCP\_INFO

The **PPP\_NBFCP\_INFO** structure MAY<46> be used to contain the result of a PPP NetBEUI Framer (NBF) projection operation.

```
typedef struct _PPP_NBFCP_INFO {  
    DWORD dwError;  
    WCHAR wszWksta[17];  
} PPP_NBFCP_INFO;
```

**dwError:** Specifies the result of the PPP control protocol negotiation. A value of zero (0) indicates success. A nonzero value indicates failure and is the actual fatal error that occurred during the control protocol negotiation.

**wszWksta:** Specifies a null-terminated Unicode string that is the local workstation's computer name. This unique computer name is the closest NetBIOS equivalent to a client's NetBEUI address on a remote access connection.

#### 2.2.1.2.66 (Updated Section) PPP\_IPCP\_INFO

The **PPP\_IPCP\_INFO** structure contains the result of a PPP control protocol negotiation for IP.

```
typedef struct _PPP_IPCP_INFO {  
    DWORD dwError;  
    WCHAR wszAddress[16];  
    WCHAR wszRemoteAddress[16];  
} PPP_IPCP_INFO;
```

**dwError:** Specifies the result of the PPP control protocol negotiation. A value of zero (0) indicates success. A nonzero value indicates failure and is the actual fatal error that occurred during the control protocol negotiation.

**wszAddress:** Specifies a null-terminated Unicode string that holds the local computer's IP address for the connection. This string has the form a.b.c.d; for example, "10.102.235.84".

If a remote access client is connecting to a RRAS server, this member holds the IP address of the server.

**wszRemoteAddress:** Specifies a null-terminated Unicode string that holds the IP address of the remote computer. This string has the form a.b.c.d. If the address is not available, this member is an empty string.

If a remote access client is connecting to a RRAS server, this member holds the IP address of the client.

#### 2.2.1.2.67 (Updated Section) PPP\_IPCP\_INFO2

The **PPP\_IPCP\_INFO2** structure contains the result of a PPP control protocol negotiation for the IP.

```
typedef struct _PPP_IPCP_INFO2 {
    DWORD dwError;
    WCHAR wszAddress[16];
    WCHAR wszRemoteAddress[16];
    DWORD dwOptions;
    DWORD dwRemoteOptions;
} PPP_IPCP_INFO2;
```

**dwError:** See **dwError** in **PPP\_IPCP\_INFO** (section 2.2.1.2.66).

**wszAddress:** See **wszAddress** in **PPP\_IPCP\_INFO**.

**wszRemoteAddress:** See **wszRemoteAddress** in **PPP\_IPCP\_INFO**.

**dwOptions:** Specifies IP Configuration Parameters (IPCP) options for the local computer.

When set to **PPP\_IPCP\_VJ** (0x00000001), indicates that IP datagrams sent by the local computer are compressed using Van Jacobson compression [RFC1144]. Otherwise, set to 0x00000000.

**dwRemoteOptions:** Uses the same values as **dwOptions**, but applies to datagrams received by the local computer.

#### 2.2.1.2.68 (Updated Section) PPP\_IPXCP\_INFO

The **PPP\_IPXCP\_INFO** structure MAY<47> be used to contain the result of a PPP IPX projection operation.

```
typedef struct _PPP_IPXCP_INFO {
    DWORD dwError;
    WCHAR wszAddress[16];
} PPP_IPXCP_INFO;
```

**dwError:** Specifies the result of the PPP control protocol negotiation. As value of zero (0) indicates success. A nonzero value indicates failure and is the actual fatal error that occurred during the control protocol negotiation.

**wszAddress:** Specifies a null-terminated Unicode string that holds the client's IPX address on the RRAS server connection. This address string has the form of "net.node" (for example, "1234ABCD.12AB34CD56EF").

#### 2.2.1.2.69 (Updated Section) PPP\_IPV6\_CP\_INFO

The **PPP\_IPV6\_CP\_INFO** structure contains the result of a PPP control protocol negotiation for IPv6.

```
typedef struct _PPP_IPV6CP_INFO {
    DWORD dwVersion;
    DWORD dwSize;
    DWORD dwError;
    BYTE bInterfaceIdentifier[8];
    BYTE bRemoteInterfaceIdentifier[8];
    DWORD dwOptions;
    DWORD dwRemoteOptions;
    BYTE bPrefix[8];
    DWORD dwPrefixLength;
} PPP_IPV6_CP_INFO,
*P PPP_IPV6_CP_INFO;
```

**dwVersion:** Specifies the version of the **PPP\_IPV6\_CP\_INFO** structure used. Currently this field is not used and MUST be set to zero **(0)**.

**dwSize:** This SHOULD be set to 0. This MAY be used to specify the size, in bytes, of this **PPP\_IPV6\_CP\_INFO** structure.

**dwError:** Specifies the result of the PPP control protocol negotiation. A value of zero **(0)** indicates success. A nonzero value indicates failure and is the actual fatal error that occurred during the control protocol negotiation.

**bInterfaceIdentifier:** Specifies the 64-bit interface identifier of the IPv6 server interface.

**bRemoteInterfaceIdentifier:** Specifies the 64-bit interface identifier of the IPv6 client interface.

**dwOptions:** Currently this is not used and MUST be set to zero **(0)**.

**dwRemoteOptions:** Currently this is not used and MUST be set to zero **(0)**.

**bPrefix:** Specifies the address prefix of the IPv6 client interface.

**dwPrefixLength:** The length, in bits, of the address prefix.

### 2.2.1.2.70 (Updated Section) PPP\_ATCP\_INFO

The **PPP\_ATCP\_INFO** structure MAY<48> be used to contain the result of a PPP AppleTalk projection operation.

```
typedef struct _PPP_ATCP_INFO {
    DWORD dwError;
    WCHAR wszAddress[33];
} PPP_ATCP_INFO;
```

**dwError:** Specifies the result of the PPP control protocol negotiation. A value of zero **(0)** indicates success. A nonzero value indicates failure and is the actual fatal error that occurred during the control protocol negotiation.

**wszAddress:** Specifies a null-terminated Unicode string that holds the client's AppleTalk address on the RRAS server connection.

### 2.2.1.2.71 (Updated Section) PPP\_CCP\_INFO

The **PPP\_CCP\_INFO** structure contains information that describes the results of a Compression Control Protocol (CCP) negotiation.

```
typedef struct _PPP_CCP_INFO {
    DWORD dwError;
    DWORD dwCompressionAlgorithm;
    DWORD dwOptions;
    DWORD dwRemoteCompressionAlgorithm;
    DWORD dwRemoteOptions;
} PPP_CCP_INFO;
```

**dwError:** Specifies an error if the negotiation **was/were** unsuccessful. Zero **(0)** indicates success.

**dwCompressionAlgorithm:** Specifies the compression algorithm used by the local computer. The following table shows the possible values for this member.

Value	Meaning
0x00000000	The local computer has not negotiated any compression algorithm.
RASCCPCA_MPPC 0x00000006	Microsoft Point-to-Point Compression (MPPC) Protocol.
RASCCPCA_STAC 0x00000005	STAC LZS data compression algorithm [RFC1974] option 4.

**dwOptions:** Specifies the compression options on the local computer. The following options are supported.

Value	Meaning
0x00000000	No additional compression options are available.
PPP_CCP_COMPRESSION 0x00000001	Compression without encryption.
PPP_CCP_HISTORYLESS 0x01000000	Microsoft Point-to-Point Encryption (MPPE) in stateless mode. The session key is changed after every packet. This mode improves performance on high-latency networks, or networks that experience significant packet loss.
PPP_CCP_ENCRYPTION40BIT 0x00000020	MPPE using 40-bit keys.
PPP_CCP_ENCRYPTION56BIT 0x00000080	MPPE using 56-bit keys.
PPP_CCP_ENCRYPTION128BIT 0x00000040	MPPE using 128-bit keys.

**dwRemoteCompressionAlgorithm:** Specifies the compression algorithm used by the remote computer. The following table shows the possible values for this member.

Value	Meaning
0x00000000	The remote computer has not negotiated any compression algorithm.
RASCCPCA_MPPC 0x00000006	MPPC Protocol.
RASCCPCA_STAC 0x00000005	STAC option 4.

**dwRemoteOptions:** Specifies the compression options on the remote computer. The following options are supported.

Value	Meaning
0x00000000	No additional compression options are available.
PPP_CCP_COMPRESSION 0x00000001	Compression without encryption.
PPP_CCP_HISTORYLESS 0x01000000	MPPE in stateless mode. The session key is changed after every packet. This mode improves performance on high-latency networks, or networks that

Value	Meaning
	experience significant packet loss.
PPP_CCP_ENCRYPTION40BIT 0x00000020	MPPE using 40-bit keys.
PPP_CCP_ENCRYPTION56BIT 0x00000080	MPPE using 56-bit keys.
PPP_CCP_ENCRYPTION128BIT 0x00000040	MPPE using 128-bit keys.

### 2.2.1.2.72 (Updated Section) PPP\_LCP\_INFO

The **PPP\_LCP\_INFO** structure contains information that describes the results of a PPP Link Control Protocol (LCP) negotiation.

```
typedef struct _PPP_LCP_INFO {
    DWORD dwError;
    DWORD dwAuthenticationProtocol;
    DWORD dwAuthenticationData;
    DWORD dwRemoteAuthenticationProtocol;
    DWORD dwRemoteAuthenticationData;
    DWORD dwTerminateReason;
    DWORD dwRemoteTerminateReason;
    DWORD dwOptions;
    DWORD dwRemoteOptions;
    DWORD dwEapTypeId;
    DWORD dwRemoteEapTypeId;
} PPP_LCP_INFO;
```

**dwError:** Specifies the error that occurred if the negotiation **was/were** unsuccessful. Zero **(0)** indicates success.

**dwAuthenticationProtocol:** Specifies the authentication protocol used to authenticate the local computer. The following table shows the possible values for this member. <49>

Value	Meaning
0x00000000	Either no authentication was negotiated by the local end, or no LCP settings are applicable for the connection (for example, an IKEv2 connection).
PPP_LCP_PAP 0x0000C023	Password Authentication Protocol (PAP)
PPP_LCP_SPAP 0x0000C027	Shiva Password Authentication Protocol (SPAP)
PPP_LCP_CHAP 0x0000C223	Challenge-Handshake Authentication Protocol (CHAP)
PPP_LCP_EAP 0x0000C227	Extensible Authentication Protocol (EAP)

**dwAuthenticationData:** Specifies additional information about the authentication protocol specified by the **dwAuthenticationProtocol** member. The following table shows the possible values for this member.<50>

Value	Meaning
0x00000000	No additional authentication data applies.
PPP_LCP_CHAP_MD5 0x00000005	MD5 CHAP
PPP_LCP_CHAP_MS 0x00000080	Microsoft CHAP
PPP_LCP_CHAP_MS2 0x00000081	Microsoft CHAP version 2

**dwRemoteAuthenticationProtocol:** Specifies the authentication protocol used to authenticate the remote computer. See the **dwAuthenticationProtocol** member for a list of possible values. The following table shows the possible values for this member.<51>

Value	Meaning
0x00000000	Either no authentication was negotiated by the remote end, or no LCP settings are applicable for the connection (for example, an IKEv2 connection).
PPP_LCP_PAP 0x0000C023	Password Authentication Protocol (PAP)
PPP_LCP_SPAP 0x0000C027	Shiva Password Authentication Protocol (SPAP)
PPP_LCP_CHAP 0x0000C223	Challenge-Handshake Authentication Protocol (CHAP)
PPP_LCP_EAP 0x0000C227	Extensible Authentication Protocol (EAP)

**dwRemoteAuthenticationData:** Specifies additional information about the authentication protocol specified by **dwRemoteAuthenticationProtocol**. See the **dwAuthenticationData** member for a list of possible values.

**dwTerminateReason:** Specifies the reason the connection was terminated by the local computer. This member always has a value of zero: (0).

**dwRemoteTerminateReason:** Specifies the reason the connection was terminated by the remote computer. This member always has a value of zero: (0).

**dwOptions:** Specifies information about the LCP options in use by the local computer. This member is a combination of the following flags.<52>

Value	Meaning
0x00000000	No flag is set.
PPP_LCP_MULTILINK_FRAMING 0x00000001	The connection is using multilink.
PPP_LCP_PFC	Protocol Field Compression (see [RFC1172]).

Value	Meaning
0x00000002	
PPP_LCP_ACFC 0x00000004	Address and Control Field Compression (see [RFC1172]).
PPP_LCP_SSHF 0x00000008	Short Sequence Number Header Format (see [RFC1990]).
PPP_LCP_DES_56 0x00000010	Data Encryption Standard (DES) 56-bit encryption.
PPP_LCP_3_DES 0x00000020	Triple DES encryption.
PPP_LCP_AES_128 0x00000040	128-bit AES encryption.
PPP_LCP_AES_256 0x00000080	256-bit AES encryption.
PPP_LCP_AES_192 0x00000100	192-bit AES encryption.
PPP_LCP_GCM_AES_128 0x00000200	128-bit AES encryption GCM (Galois Counter Mode) mode of operation (see [RFC4106]).
PPP_LCP_GCM_AES_192 0x00000400	192-bit AES encryption GCM (Galois Counter Mode) mode of operation (see [RFC4106]).
PPP_LCP_GCM_AES_256 0x00000800	256-bit AES encryption GCM (Galois Counter Mode) mode of operation (see [RFC4106]).

**dwRemoteOptions:** Specifies information about the LCP options in use by the remote computer. See **dwOptions** member for a list of possible values.

**dwEapTypeId:** Specifies the type identifier of the EAP used to authenticate the local computer. MUST be one of the values specified in Method Types of [IANA-EAP]. The value of this member is valid only if **dwAuthenticationProtocol** is PPP\_LCP\_EAP.

**dwRemoteEapTypeId:** This field MUST be zero (0) and has no significance.

### 2.2.1.2.73 PPP\_INFO

The **PPP\_INFO** structure is used to report the results of the various PPP projection operations for a connection.

```
typedef struct _PPP_INFO {
    PPP_NBFCP_INFO nbfc;
    PPP_IPCP_INFO ip;
    PPP_IPXCP_INFO ipx;
    PPP_ATCP_INFO at;
} PPP_INFO;
```

**nbfc:** A PPP\_NBFCP\_INFO (section 2.2.1.2.65) structure that contains information about the NetBEUI Framer (NBF) for a connection.

**ip:** A PPP\_IPCP\_INFO (section 2.2.1.2.66) structure that contains the IPv4 PPP information for a connection.

**ipx:** A PPP\_IPXCP\_INFO (section 2.2.1.2.68) structure<53> that contains the IPX information for a connection.

**at:** A PPP\_ATCP\_INFO (section 2.2.1.2.70) structure<54> that contains the AppleTalk information for a connection.

### 2.2.1.2.74 PPP\_INFO\_2

The **PPP\_INFO\_2** structure<55> is used to report the results of the various PPP projection operations for a connection.

```
typedef struct _PPP_INFO_2 {
    PPP_NBFCP_INFO nbfc;
    PPP_IPCP_INFO2 ip;
    PPP_IPXCP_INFO ipx;
    PPP_ATCP_INFO at;
    PPP_CCP_INFO ccp;
    PPP_LCP_INFO lcp;
} PPP_INFO_2;
```

**nbfc:** A PPP\_NBFCP\_INFO (section 2.2.1.2.65) structure that contains information about the NetBEUI Frammer (NBF) for a connection.

**ip:** A PPP\_IPCP\_INFO2 (section 2.2.1.2.67) structure that contains the IPv4 information for a connection.

**ipx:** A PPP\_IPXCP\_INFO (section 2.2.1.2.68) structure<56> that contains the IPX information for a connection.

**at:** A PPP\_ATCP\_INFO (section 2.2.1.2.70) structure<57> that contains AppleTalk information for a connection.

**ccp:** A PPP\_CCP\_INFO (section 2.2.1.2.71) structure that contains compression information details for a given PPP connection.

**lcp:** A PPP\_LCP\_INFO (section 2.2.1.2.72) structure that contains the PPP information related to the Link Control Protocol (LCP) for a given connection.

### 2.2.1.2.75 PPP\_INFO\_3

The **PPP\_INFO\_3** structure<58> be used to report the results of the various PPP projection operations for a connection.

```
typedef struct _PPP_INFO_3 {
    PPP_NBFCP_INFO nbfc;
    PPP_IPCP_INFO2 ip;
    PPP_IPV6_CP_INFO ipv6;
    PPP_CCP_INFO ccp;
    PPP_LCP_INFO lcp;
} PPP_INFO_3;
```

**nbfc:** A PPP\_NBFCP\_INFO (section 2.2.1.2.65) structure that contains information about NetBEUI Frammer (NBF) for a connection.

**ip:** A PPP\_IPCP\_INFO2 (section 2.2.1.2.67) structure that contains the IPv4 information for a connection.



**ipv6:** A PPP\_IPV6\_CP\_INFO (section 2.2.1.2.69) structure that contains the IPv6 information for a connection.

**ccp:** A PPP\_CCP\_INFO (section 2.2.1.2.71) structure that contains the compression information details for a given connection.

**lcp:** A PPP\_LCP\_INFO (section 2.2.1.2.72) structure that contains the compression information related to the Link Control Protocol (LCP) for a given connection.

### 2.2.1.2.76 RASI\_PORT\_0

The **RASI\_PORT\_0** structure contains general information regarding a specific RRAS port, such as the port condition and the port name.

```
typedef struct _RASI_PORT_0 {
    DWORD dwPort;
    DWORD dwConnection;
    RAS_PORT_CONDITION dwPortCondition;
    DWORD dwTotalNumberOfCalls;
    DWORD dwConnectDuration;
    WCHAR wszPortName[17];
    WCHAR wszMediaName[17];
    WCHAR wszDeviceName[129];
    WCHAR wszDeviceType[17];
} RASI_PORT_0,
*PRASI_PORT_0;
```

**dwPort:** A unique identifier for the port.

**dwConnection:** A unique identifier that specifies the connection.

**dwPortCondition:** A RAS\_PORT\_CONDITION (section 2.2.1.1.4) enumeration value indicating the condition of a port specified in **dwPort**.

**dwTotalNumberOfCalls:** Specifies the cumulative number of calls that this port has serviced.

**dwConnectDuration:** Specifies the duration of the current connection on this port, in seconds.

**wszPortName:** Specifies the port name.

**wszMediaName:** Specifies the media name.

**wszDeviceName:** Specifies the device name.

**wszDeviceType:** Specifies the device type. This member can be one of the following string constants.

Value	Meaning
MPRDT_Modem "Modem"	A modem that is accessed through a Component Object Model (COM) port.
MPRDT_Isdn "Isdn"	An ISDN adapter with the corresponding NDISWAN driver installed.
MPRDT_X25 "x25"	An X.25 adapter with the corresponding NDISWAN driver installed.
MPRDT_Vpn "Vpn"	A virtual private network (VPN) connection.

Value	Meaning
MPRDT_Pad "Pad"	A packet assembler/disassembler.
MPRDT_Generic "GENERIC"	Generic.
MPRDT_Serial "SERIAL"	Direct serial connection through a serial port.
MPRDT_FrameRelay "FRAMERELAY"	Frame relay.
MPRDT_Atm "ATM"	Asynchronous transfer mode (ATM).
MPRDT_Sonet "SONET"	Sonet.
MPRDT_SW56 "SW56"	Switched 56K access.
MPRDT_Irda "IRDA"	An Infrared Data Association (IrDA)-compliant device.
MPRDT_Parallel "PARALLEL"	Direct parallel connection through a parallel port.

### 2.2.1.2.77 RASI\_PORT\_1

The **RASI\_PORT\_1** structure contains information about a RRAS port.

```
typedef struct _RASI_PORT_1 {
    DWORD dwPort;
    DWORD dwConnection;
    RAS_HARDWARE_CONDITION dwHardwareCondition;
    DWORD dwLineSpeed;
    DWORD dwBytesXmited;
    DWORD dwBytesRcvd;
    DWORD dwFramesXmited;
    DWORD dwFramesRcvd;
    DWORD dwCrcErr;
    DWORD dwTimeoutErr;
    DWORD dwAlignmentErr;
    DWORD dwHardwareOverrunErr;
    DWORD dwFramingErr;
    DWORD dwBufferOverrunErr;
    DWORD dwCompressionRatioIn;
    DWORD dwCompressionRatioOut;
} RASI_PORT_1,
*PRASI_PORT_1;
```

**dwPort:** A unique identifier that specifies the port.

**dwConnection:** A unique identifier that specifies the connection.

**dwHardwareCondition:** A RAS\_HARDWARE\_CONDITION (section 2.2.1.1.5) value that specifies the condition of a port specified in **dwPort**.

**dwLineSpeed:** Specifies the line speed of the port, represented in bits per second.

**dwBytesXmited:** Specifies the bytes transmitted on the port. This value is the number of bytes of compressed data.

**dwBytesRcved:** Specifies the bytes received on the port. This value is the number of bytes of compressed data.

**dwFramesXmited:** Specifies the frames transmitted on the port.

**dwFramesRcved:** Specifies the frames received on the port.

**dwCrcErr:** Specifies the cyclic redundancy check (CRC) errors on the port.

**dwTimeoutErr:** Specifies the time-out errors on the port.

**dwAlignmentErr:** Specifies the alignment errors on the port.

**dwHardwareOverrunErr:** Specifies the hardware-overrun errors on the port.

**dwFramingErr:** Specifies the framing errors on the port.

**dwBufferOverrunErr:** Specifies the buffer-overrun errors on the port.

**dwCompressionRatioIn:** Specifies a percentage that indicates the degree to which data received on this connection is compressed. The ratio is the size of the compressed data divided by the size of the same data in an uncompressed state.

**dwCompressionRatioOut:** Specifies a percentage indicating the degree to which data transmitted on this connection is compressed. The ratio is the size of the compressed data divided by the size of the same data in an uncompressed state.

### 2.2.1.2.78 (Updated Section) RASI\_CONNECTION\_0

The **RASI\_CONNECTION\_0** structure contains general information regarding a specific connection, such as user name or domain.

```
typedef struct _RASI_CONNECTION_0 {
    DWORD dwConnection;
    DWORD dwInterface;
    DWORD dwConnectDuration;
    ROUTER_INTERFACE_TYPE dwInterfaceType;
    DWORD dwConnectionFlags;
    WCHAR wszInterfaceName[257];
    WCHAR wszUserName[257];
    WCHAR wszLogonDomain[16];
    WCHAR wszRemoteComputer[17];
} RASI_CONNECTION_0,
*PRASI_CONNECTION_0;
```

**dwConnection:** Contains the connection handle that specifies a unique identifier of the connection.

**dwInterface:** Contains the interface handle and specifies a unique identifier of the interface through which the connection exists.

**dwConnectDuration:** Specifies the duration of the current connection, in seconds.

**dwInterfaceType:** A **ROUTER\_INTERFACE\_TYPE** (section 2.2.1.1.1) value specifying the interface type of the current connection.

**dwConnectionFlags:** Specifies certain attributes of the connection. This member can contain the following flags.

Value	Meaning
RAS_FLAGS_PPP_CONNECTION 0x00000001	The connection is using PPP.
RAS_FLAGS_MESSENGER_PRESENT 0x00000002	The messenger service is active on the client, and messages can be sent to the client using RRasAdminSendMessage (section 3.1.4.36).
RAS_FLAGS_RAS_CONNECTION 0x00000004	The connection is a NetBIOS connection.
RAS_FLAGS_QUARANTINE_PRESENT 0x00000008	The connection is currently in quarantine. See RRasAdminConnectionRemoveQuarantine (section 3.1.4.43) for more information.
RAS_FLAGS_ARAP_CONNECTION 0x00000010	The connection is using AppleTalk Remote Access Protocol (ARAP). <59>

**wszInterfaceName:** Specifies a null-terminated Unicode string that contains the name of the interface for this connection.

**wszUserName:** Specifies a null-terminated Unicode string that contains the name of the user logged on to the connection.

**wszLogonDomain:** Specifies a null-terminated Unicode string that contains the domain on which the connected user is authenticated.

**wszRemoteComputer:** Specifies a null-terminated Unicode string that contains the name of the remote computer.

### 2.2.1.2.79 RASI\_CONNECTION\_1

The **RASI\_CONNECTION\_1** structure contains detailed statistical information regarding a specific connection, such as error counts and bytes received.

```
typedef struct RASI_CONNECTION_1 {
    DWORD dwConnection;
    DWORD dwInterface;
    PPP_INFO PppInfo;
    DWORD dwBytesXmited;
    DWORD dwBytesRcvd;
    DWORD dwFramesXmited;
    DWORD dwFramesRcvd;
    DWORD dwCrcErr;
    DWORD dwTimeoutErr;
    DWORD dwAlignmentErr;
    DWORD dwHardwareOverrunErr;
    DWORD dwFramingErr;
    DWORD dwBufferOverrunErr;
    DWORD dwCompressionRatioIn;
    DWORD dwCompressionRatioOut;
} RASI_CONNECTION_1,
*PRASI_CONNECTION_1;
```

**dwConnection:** See **dwConnection** in RASI\_CONNECTION\_0 (section 2.2.1.2.78).

**dwInterface:** See **dwInterface** in RASI\_CONNECTION\_0.

**PppInfo:** A PPP\_INFO (section 2.2.1.2.73) structure giving the connections details.

**dwBytesXmited:** Specifies the bytes transmitted on the current connection.

**dwBytesRcved:** Specifies the bytes received on the current connection.

**dwFramesXmited:** Specifies the frames transmitted on the current connection.

**dwFramesRcved:** Specifies the frames received on the current connection.

**dwCrcErr:** Specifies the CRC errors on the current connection.

**dwTimeoutErr:** Specifies the time-out errors on the current connection.

**dwAlignmentErr:** Specifies the alignment errors on the current connection.

**dwHardwareOverrunErr:** Specifies the number of hardware-overrun errors on the current connection.

**dwFramingErr:** Specifies the number of framing errors for the current connection.

**dwBufferOverrunErr:** Specifies the number of buffer-overrun errors.

**dwCompressionRatioIn:** Specifies a percentage that indicates the degree to which data received on this connection is compressed. The ratio is the size of the compressed data divided by the size of the same data in an uncompressed state.

**dwCompressionRatioOut:** Specifies a percentage that indicates the degree to which data transmitted on this connection is compressed. The ratio is the size of the compressed data divided by the size of the same data in an uncompressed state.

### 2.2.1.2.80 RASI\_CONNECTION\_2

The **RASI\_CONNECTION\_2** structure contains information for a connection, including the GUID that identifies the connection, as defined in [MS-DTYP] section 2.3.4.

```
typedef struct _RASI_CONNECTION_2 {
    DWORD dwConnection;
    WCHAR wszUserName[257];
    ROUTER_INTERFACE_TYPE dwInterfaceType;
    GUID guid;
    PPP_INFO_2 PppInfo2;
} RASI_CONNECTION_2,
*PRASI_CONNECTION_2;
```

**dwConnection:** See **dwConnection** in RASI\_CONNECTION\_0 (section 2.2.1.2.78).

**wszUserName:** See **wszUserName** in RASI\_CONNECTION\_0.

**dwInterfaceType:** A ROUTER\_INTERFACE\_TYPE (section 2.2.1.1.1) that specifies the interface type of the current connection.

**guid:** A GUID uniquely identifying the connection.

**PppInfo2:** A PPP\_INFO\_2 (section 2.2.1.2.74) structure that contains information about the PPP negotiation for this connection.

### 2.2.1.2.81 (Updated Section) RASI\_CONNECTION\_3

The **RASI\_CONNECTION\_3** structure contains information for a connection, including the GUID that identifies the connection, the Network Access Protection (NAP), and the PPP-related data for the connection.

```
typedef struct _RASI_CONNECTION_3 {
    DWORD dwVersion;
    DWORD dwSize;
    DWORD dwConnection;
    WCHAR wszUserName[257];
    ROUTER_INTERFACE_TYPE dwInterfaceType;
    GUID guid;
    PPP_INFO_3 PppInfo3;
    RAS_QUARANTINE_STATE rasQuarState;
    FILETIME timer;
} RASI_CONNECTION_3;
*PRASI_CONNECTION_3;
```

**dwVersion:** Determines the version of the **RASI\_CONNECTION\_3** structure used.

**dwSize:** This SHOULD be set to 0. This MAY be used to specify the size, in bytes, of this **RASI\_CONNECTION\_3** structure.

**dwConnection:** Contains the connection handle that specifies a unique identifier of a connection.

**wszUserName:** Specifies a null-terminated Unicode string that contains the name of the user on this connection.

**dwInterfaceType:** A **ROUTER\_INTERFACE\_TYPE** (section 2.2.1.1.1) value that specifies the type of interface.

**guid:** Specifies a GUID that identifies the connection. For an incoming connection, this GUID is valid only as long as the connection is active.

**PppInfo3:** Specifies a **PPP\_INFO\_3** (section 2.2.1.2.75) structure<60> that contains information about the PPP negotiation for this connection.

**rasQuarState:** Specifies the NAP quarantine state for the connection through the **RAS\_QUARANTINE\_STATE** (section 2.2.1.1.3) that contains the quarantine state of this connection.

**timer:** Specifies the NAP probation time for the connection in the UTC. This value is valid only if the **rasQuarState** has a value of **RAS\_QUAR\_STATE\_PROBATION** (see **RAS\_QUARANTINE\_STATE** section 2.2.1.1.3).

### 2.2.1.2.82 MPRI\_INTERFACE\_0

The **MPRI\_INTERFACE\_0** structure contains information for a particular router interface. This structure is used in the following methods:

- `RRouterInterfaceCreate` (section 3.1.4.13)
- `RRouterInterfaceGetInfo` (section 3.1.4.14)
- `RRouterInterfaceSetInfo` (section 3.1.4.15)
- `RRouterInterfaceEnum` (section 3.1.4.21)

```
typedef struct _MPRI_INTERFACE_0 {
    WCHAR wszInterfaceName[257];
```

```

DWORD dwInterface;
BOOL fEnabled;
ROUTER_INTERFACE_TYPE dwIfType;
ROUTER_CONNECTION_STATE dwConnectionState;
DWORD fUnReachabilityReasons;
DWORD dwLastError;
} MPRI_INTERFACE_0,
*PMPRI_INTERFACE_0;

```

**wszInterfaceName:** A null-terminated Unicode string that contains the name of a valid interface. This value MUST be specified during the call to **RRouterInterfaceCreate** and cannot be modified after the interface is created.

**dwInterface:** Specifies a unique identifier of the interface. This is a read-only field that cannot be set or modified.

**fEnabled:** Specifies whether the interface is enabled. The value TRUE is greater than zero (0) if the interface is enabled, or FALSE is zero (0) if the interface is disabled by an administrator.

This member can have one of the following values.

Value	Meaning
TRUE >0	The interface is enabled.
FALSE 0	The interface is disabled.

**dwIfType:** A ROUTER\_INTERFACE\_TYPE (section 2.2.1.1.1) value that specifies the interface type. This value MUST be specified during the call to **RRouterInterfaceCreate** and cannot be modified after the interface is created.

**dwConnectionState:** A ROUTER\_CONNECTION\_STATE (section 2.2.1.1.2) value that specifies the current state of the interface (for example: connected, disconnected, or unreachable). This is a read-only field that cannot be set or modified.

**fUnReachabilityReasons:** Specifies a value that represents a reason the interface cannot be reached. This is a read-only field that cannot be set or modified. The following table lists constant values that indicate why an interface is unreachable.

Value	Meaning
MPR_INTERFACE_OUT_OF_RESOURCES 0x00000001	No ports or devices are available for use.
MPR_INTERFACE_ADMIN_DISABLED 0x00000002	The administrator has disabled the interface.
MPR_INTERFACE_CONNECTION_FAILURE 0x00000004	The previous connection attempt failed. Look at the dwLastError member for the error code.
MPR_INTERFACE_DIALOUT_HOURS_RESTRICTION 0x00000010	Dialing out is not allowed at the current time.
MPR_INTERFACE_SERVICE_PAUSED 0x00000008	The RRAS is paused.
MPR_INTERFACE_NO_MEDIA_SENSE	The network cable is disconnected from the

Value	Meaning
0x00000020	network card.
MPR_INTERFACE_NO_DEVICE 0x00000040	The network card has been removed from the machine.

**dwLastError:** Specifies a nonzero value if the interface fails to connect. The value is a Win32 error code as specified in [MS-ERREF]. This is a read-only field that cannot be set or modified.

### 2.2.1.2.83 (Updated Section) MPRI\_INTERFACE\_1

The **MPRI\_INTERFACE\_1** structure<61> is used to contain configuration and status information for a specific router interface. This structure is used in the following methods:

- RRouterInterfaceCreate (section 3.1.4.13)
- RRouterInterfaceGetInfo (section 3.1.4.14)
- RRouterInterfaceSetInfo (section 3.1.4.15)

```
typedef struct _MPRI_INTERFACE_1 {
    WCHAR wszInterfaceName[257];
    DWORD dwInterface;
    BOOL fEnabled;
    ROUTER_INTERFACE_TYPE dwIfType;
    ROUTER_CONNECTION_STATE dwConnectionState;
    DWORD fUnReachabilityReasons;
    DWORD dwLastError;
    LPWSTR lpwsDialoutHoursRestriction;
} MPRI_INTERFACE_1,
*PMPRI_INTERFACE_1;
```

**wszInterfaceName:** The same as **wszInterfaceName** in **MPRI\_INTERFACE\_0** (section 2.2.1.2.82  [structure](#)).

**dwInterface:** The same as **dwInterface** in **MPRI\_INTERFACE\_0**.

**fEnabled:** The same as **fEnabled** in **MPRI\_INTERFACE\_0**.

**dwIfType:** The same as **dwIfType** in **MPRI\_INTERFACE\_0**.

**dwConnectionState:** The same as **dwConnectionState** in **MPRI\_INTERFACE\_0**.

**fUnReachabilityReasons:** The same as **fUnReachabilityReasons** in **MPRI\_INTERFACE\_0**.

**dwLastError:** The same as **dwLastError** in **MPRI\_INTERFACE\_0**.

**lpwsDialoutHoursRestriction:** Pointer to a Unicode string that specifies the times during which dial-out is restricted. The format for this string is as follows.

<day><space><time range><space><time range>. . .<NULL><day>. . .<NULL><NULL>

Where <day> is a numeral that corresponds to a day of the week.

Value	Meaning
0	Sunday
1	Monday



Value	Meaning
2	Tuesday
3	Wednesday
4	Thursday
5	Friday
6	Saturday

<Time range> is of the form HH:MM-HH:MM, using 24-hour notation.

<space> denotes a space character.

<NULL> denotes a null character. The restriction string is terminated by two consecutive null characters as in the following example:

```
2 09:00-12:00 13:00-17:30<NULL>4 09:00-12:00 13:00-17:30<NULL><NULL>
```

The preceding string restricts dial-out to Tuesdays and Thursdays from 9:00 A.M. to 12:00 P.M. and from 1:00 P.M. to 5:30 P.M.

### 2.2.1.2.84 (Updated Section) MPRI\_INTERFACE\_2

The **MPRI\_INTERFACE\_2** structure<62> is used to contain data for a router demand-dial interface. This structure is used in the following methods:

- RRouterInterfaceCreate (section 3.1.4.13)
- RRouterInterfaceGetInfo (section 3.1.4.14)
- RRouterInterfaceSetInfo (section 3.1.4.15)

```
typedef struct _MPRI_INTERFACE_2 {
    WCHAR wszInterfaceName[257];
    DWORD dwInterface;
    BOOL fEnabled;
    ROUTER_INTERFACE_TYPE dwIfType;
    ROUTER_CONNECTION_STATE dwConnectionState;
    DWORD fUnReachabilityReasons;
    DWORD dwLastError;
    DWORD dwfOptions;
    WCHAR szLocalPhoneNumber[129];
    PWCHAR szAlternates;
    DWORD ipaddr;
    DWORD ipaddrDns;
    DWORD ipaddrDnsAlt;
    DWORD ipaddrWins;
    DWORD ipaddrWinsAlt;
    DWORD dwfNetProtocols;
    WCHAR szDeviceType[17];
    WCHAR szDeviceName[129];
    WCHAR szX25PadType[33];
    WCHAR szX25Address[201];
    WCHAR szX25Facilities[201];
    WCHAR szX25UserData[201];
    DWORD dwChannels;
    DWORD dwSubEntries;
    DWORD dwDialMode;
    DWORD dwDialExtraPercent;
    DWORD dwDialExtraSampleSeconds;
    DWORD dwHangUpExtraPercent;
};
```

```

DWORD dwHangUpExtraSampleSeconds;
DWORD dwIdleDisconnectSeconds;
DWORD dwType;
DWORD dwEncryptionType;
DWORD dwCustomAuthKey;
DWORD dwCustomAuthDataSize;
LPBYTE lpbCustomAuthData;
GUID guidId;
DWORD dwVpnStrategy;
} MPRI_INTERFACE_2,
*PMPRI_INTERFACE_2;

```

**wszInterfaceName:** Specifies a Unicode string that contains the name of a valid interface. This value MUST be specified during the call to the **RRRouterInterfaceCreate**<63> method and cannot be modified after the interface is created.<64>

**dwInterface:** Specifies a unique identifier of the interface. This is a read-only field and cannot be set or modified.

**fEnabled:** Specifies whether the interface is enabled. The value TRUE is greater than zero (0) if the interface is enabled, or FALSE is zero (0) if the interface is disabled by an administrator.

Value	Meaning
TRUE >0	The interface is enabled.
FALSE 0	The interface is disabled.

**dwIfType:** A ROUTER\_INTERFACE\_TYPE (section 2.2.1.1.1) value that specifies the type of interface.

**dwConnectionState:** A ROUTER\_CONNECTION\_STATE (section 2.2.1.1.2) value that specifies the current state of the interface (for example: connected, disconnected, or unreachable). This is a read-only field and cannot be set or modified.

**fUnReachabilityReasons:** A value that describes the reason that the interface is unreachable. This is a read-only field and cannot be set or modified. The following is the list of possible values.

Value	Meaning
MPR_INTERFACE_ADMIN_DISABLED 0x00000002	The administrator has disabled the interface.
MPR_INTERFACE_CONNECTION_FAILURE 0x00000004	The previous connection attempt failed.
MPR_INTERFACE_DIALOUT_HOURS_RESTRICTION 0x00000010	Dial-out is not allowed at the current time.
MPR_INTERFACE_OUT_OF_RESOURCES 0x00000001	No ports or devices are available for use.
MPR_INTERFACE_SERVICE_PAUSED 0x00000008	The service is paused.
MPR_INTERFACE_NO_MEDIA_SENSE 0x00000020	The network cable is disconnected from the network card.

Value	Meaning
MPRIO_INTERFACE_NO_DEVICE 0x00000040	The network card has been removed from the machine.

**dwLastError:** Contains a nonzero value if the interface fails to connect. This value is a Win32 error code as defined in [MS-ERREF]. This is a read-only field and cannot be set or modified.

**dwfOptions:** A value that specifies the bit flags that are used to set connection options. This value SHOULD<65> be a combination of the flags listed in the following table.

Value	Meaning
MPRIO_SpecificIpAddr 0x00000002	If this flag is set, the RRAS server attempts to use the IP address specified by the <b>ipaddr</b> field as the IP address for the dial-up connection. If this flag is not set, the value of the <b>ipaddr</b> member is ignored.
MPRIO_SpecificNameServers 0x00000004	If this flag is set, the RRAS server uses the <b>ipaddrDns</b> , <b>ipaddrDnsAlt</b> , <b>ipaddrWins</b> , and <b>ipaddrWinsAlt</b> members to specify the name server addresses for the dial-up connection. If this flag is not set, the RRAS server ignores these members.
MPRIO_IpHeaderCompression 0x00000008	If this flag is set, the RRAS server negotiates to use the IP header compression on PPP connections. The IP header compression can significantly improve performance. If this flag is not set, the IP header compression is not negotiated.
MPRIO_RemoteDefaultGateway 0x00000010	If this flag is set, the default route for the IP packets is through the dial-up adapter when the connection is active. If this flag is cleared, the default route is not modified.
MPRIO_DisableLcpExtensions 0x00000020	If this flag is set, the PPP LCP extensions defined in [RFC1570] are disabled for the connection associated with the interface. This flag MUST not be set, unless interoperating with some older PPP implementations that do not support LCP extensions.
MPRIO_SwCompression 0x00000200	If this flag is set, software compression is negotiated on the link. Setting this flag causes the PPP to attempt to negotiate a Compression Control Protocol (CCP) with the server. This flag SHOULD be set by default, but clearing it can reduce the negotiation period if the server does not support a compatible compression protocol.
MPRIO_RequireEncryptedPw 0x00000400	If this flag is set, only secure password schemes can be used to authenticate the client with the server. This prevents the PPP from using the PAP plaintext authentication protocol to authenticate the client. However, the [MS-CHAP], MD5-CHAP, and SPAP authentication protocols are supported. For increased security, set this flag. For increased interoperability, clear this flag.
MPRIO_RequireMsEncryptedPw 0x00000800	If this flag is set, it prevents the PPP from using the PAP plaintext authentication protocol, MD5-CHAP, or SPAP. For increased security, set this flag. For increased interoperability, clear this flag. This flag takes precedence

Value	Meaning
	over <b>MPRIO_RequireEncryptedPw</b> .
MPRIO_RequireDataEncryption 0x00001000	If this flag is set, data encryption MUST be negotiated successfully or the connection is dropped. This flag is ignored unless MPRIO_RequireMsEncryptedPw is also set.
MPRIO_UseLogonCredentials 0x00004000	If this flag is set, the RRAS server uses the user name, password, and domain of the currently logged-on user when dialing this entry. This flag is ignored unless MPRIO_RequireMsEncryptedPw is also set.
MPRIO_PromoteAlternates 0x00008000	This flag has an effect when alternate phone numbers are defined by the <b>szAlternates</b> member. If this flag is set, an alternate phone number that connects successfully becomes the primary phone number, and the current primary phone number is moved to the alternate list.
MPRIO_SecureLocalFiles 0x00010000	If this flag is set, the RRAS server checks for an existing remote file system and remote printer bindings before making a connection with this entry. Typically, this flag is set on phone book entries for public networks to remind users to break connections to their private network before connecting to a public network.
MPRIO_RequireEAP 0x00020000	If this flag is set, Extensible Authentication Protocol (EAP) MUST be supported for authentication.
MPRIO_RequirePAP 0x00040000	If this flag is set, Password Authentication Protocol (PAP) MUST be supported for authentication.
MPRIO_RequireSPAP 0x00080000	If this flag is set, Shiva's Password Authentication Protocol (SPAP) MUST be supported for authentication.
MPRIO_SharedPhoneNumbers 0x00800000	This flag is not used.
MPRIO_RequireCHAP 0x08000000	If this flag is set, the Challenge Handshake Authentication Protocol (CHAP) MUST be supported for authentication.
MPRIO_RequireMsCHAP 0x10000000	If this flag is set, the Microsoft Challenge Handshake Authentication Protocol [MS-CHAP] MUST be supported for authentication.
MPRIO_RequireMsCHAP2 0x20000000	If this flag is set, version 2 of the [MS-CHAP] MUST be supported for authentication.
MPRIO_IpSecPreSharedKey 0x80000000	Configured the demand-dial interface to use preshared key.
MPRIO_RequireMachineCertificates 0x01000000	If this flag is set, the machine certificate is to be used for IKEv2 authentication.
MPRIO_UsePreSharedKeyForIkev2Initiator 0x02000000	If this flag is set, a preshared key is to be used by the initiator of the IKEv2 connection for authentication.
MPRIO_UsePreSharedKeyForIkev2Responder 0x04000000	If this flag is set, a preshared key is to be used by the responder of the IKEv2 connection for authentication.

**szLocalPhoneNumber:** A null-terminated Unicode string that contains the local telephone number or the destination IP, IPv4, or IPv6 address.

**szAlternates:** Offset from the beginning of this structure where the alternate phone numbers are stored. If no alternate phone number is available, this value MUST be set to 0. Alternate phone numbers are a list of consecutive null-terminated Unicode strings. The last string is terminated by two consecutive null characters. The strings are alternate phone numbers that the router dials, in the order listed, if the primary number fails to connect. For more information, see the description of **szLocalPhoneNumber**. The alternate phone numbers MUST be stored after the CustomAuthData field that is appended at the end of this structure.

**ipaddr:** A value that specifies the IP address to be used while this connection is active. This member is ignored unless **dwfOptions** specifies the MPRIO\_SpecificIpAddr flag.

**ipaddrDns:** A value that specifies the IP address of the DNS server to be used while this connection is active. This member is ignored unless **dwfOptions** specifies the MPRIO\_SpecificNameServers flag.

**ipaddrDnsAlt:** A value that specifies the IP address of a secondary or backup DNS server to be used while this connection is active. This member is ignored unless **dwfOptions** specifies the MPRIO\_SpecificNameServers flag.

**ipaddrWins:** A value that specifies the IP address of the WINS server to be used while this connection is active. This member is ignored unless **dwfOptions** specifies the MPRIO\_SpecificNameServers flag.

**ipaddrWinsAlt:** A value that specifies the IP address of a secondary WINS server to be used while this connection is active. This member is ignored unless **dwfOptions** specifies the MPRIO\_SpecificNameServers flag.

**dwfNetProtocols:** A value that specifies the network protocols to negotiate. This member can be a combination of the following flags. <66>

Value	Meaning
MPRNP_Ipx 0x00000002	Negotiate the IPX protocol.
MPRNP_Ip 0x00000004	Negotiate the TCP/IPv4 protocol.
MPRNP_Ipv6 0x00000008	Negotiate the TCP/IPv6 protocol.

**szDeviceType:** A value that specifies a null-terminated Unicode string that indicates the RRAS server device type that is referenced by **szDeviceName**. This is a read-only field that is computed based on the value of **szDeviceName**. This member can be one of the following string constants.

Value	Meaning
MPRDT_Modem "Modem"	A modem that is accessed through a COM port.
MPRDT_Isdn "Isdn"	An ISDN adapter with the corresponding NDISWAN driver installed.
MPRDT_X25 "x25"	An X.25 adapter with the corresponding NDISWAN driver installed.
MPRDT_Vpn	A VPN connection.

Value	Meaning
"Vpn"	
MPRDT_Pad "Pad"	A packet assembler/disassembler.
MPRDT_Generic "GENERIC"	Generic.
MPRDT_Serial "SERIAL"	Direct serial connection through a serial port.
MPRDT_FrameRelay "FRAMERELAY"	Frame relay.
MPRDT_Atm "ATM"	Asynchronous transfer mode.
MPRDT_Sonet "SONET"	Sonet.
MPRDT_SW56 "SW56"	Switched 56K access.
MPRDT_Irda "IRDA"	An Infrared Data Association (IrDA)-compliant device.
MPRDT_Parallel "PARALLEL"	Direct parallel connection through a parallel port.

**szDeviceName:** Specifies a null-terminated Unicode string that contains the name of a telephony application programming interface (TAPI) device to use with this phone book entry, for example, "Fabrikam Inc 28800 External". To enumerate all available RAS-capable devices, use the RRouterDeviceEnum (section 3.1.4.37) function.

**szX25PadType:** Contains a null-terminated Unicode string that identifies the X.25 PAD type. This value SHOULD be set to an empty string ("") unless the entry dials using an X.25 PAD. <67>

**szX25Address:** Contains a null-terminated Unicode string that identifies the X.25 address to connect to. This value SHOULD be set to an empty string ("") unless the entry dials using an X.25 PAD or native X.25 device. <68>

**szX25Facilities:** Contains a null-terminated Unicode string that specifies the facilities to request from the X.25 host at connection time. This member is ignored if **szX25Address** is an empty string ("").

**szX25UserData:** Contains a null-terminated Unicode string that specifies additional connection data supplied to the X.25 host at connection time. This member is ignored if **szX25Address** is an empty string ("").

**dwChannels:** Not used and MUST be set to zero 0.

**dwSubEntries:** A value that specifies the number of multilink subentries associated with this entry. This is a read-only field that cannot be set or modified. Multilink subentries can be added and configured as described in 3.1.4.40. Multilink subentries can be removed by updating the Media section of the phonebook file as specified in 2.2.2.2.96.

**dwDialMode:** Indicates whether the RRAS server dials all of this entry's multilink subentries when the entry is first connected. This member can be one of the following values.

Value	Meaning
0x00000000	Dial the first available device only.
MPRDM_DialAll 0x00000001	Dial all subentries initially.
MPRDM_DialAsNeeded 0x00000002	Adjust the number of subentries as bandwidth is required. The RRAS server uses the <b>dwDialExtraPercent</b> , <b>dwDialExtraSampleSeconds</b> , <b>dwDialHangUpExtraPercent</b> , and <b>dwHangUpExtraSampleSeconds</b> members to determine when to dial or disconnect a subentry. This value SHOULD<69> be ignored and treated identically to MPRDM_DialAll.

**dwDialExtraPercent:** A value that specifies the percentage of the total bandwidth that is available from the currently connected subentries. The RRAS server dials an additional subentry when the total bandwidth that is used exceeds the percentage limit (**dwDialExtraPercent**) of the available bandwidth for at least **dwDialExtraSampleSeconds** seconds.

This member is ignored unless the **dwDialMode** member specifies the MPRDM\_DialAsNeeded flag.

**dwDialExtraSampleSeconds:** A value that specifies the time, in seconds, for which current bandwidth usage MUST exceed the threshold that is specified by **dwHangUpExtraSampleSeconds** before the RRAS server dials an additional subentry.

This member is ignored unless the **dwDialMode** member specifies the MPRDM\_DialAsNeeded flag.

**dwHangUpExtraPercent:** A value that specifies the percentage of the total bandwidth that is available from the currently connected subentries. The RRAS server terminates (hangs up) an existing subentry connection when the total bandwidth used is less than the percentage limit, indicated by **dwHangUpExtraPercent**, of the available bandwidth for at least **dwHangUpExtraSampleSeconds** seconds.

This member is ignored unless the **dwDialMode** member specifies the MPRDM\_DialAsNeeded flag.

**dwHangUpExtraSampleSeconds:** A value that specifies the time, in seconds, for which current bandwidth usage MUST be less than the threshold that is specified by **dwHangUpExtraPercent** before the RRAS server terminates an existing subentry connection.

This member is ignored unless the **dwDialMode** member specifies the MPRDM\_DialAsNeeded flag.

**dwIdleDisconnectSeconds:** A value that specifies the time, in seconds, after which an idle connection is terminated. Unless the idle time-out is disabled, the entire connection is terminated if the connection is idle for the specified **dwIdleDisconnectSeconds**. This member can specify either a time-out value or one of the following values.

Value	Meaning
MPRIDS_UseGlobalValue 0x00000000	Use the user preference value as the default.
MPRIDS_Disabled 0xFFFFFFFF	There is no idle time-out for this connection.

**dwType:** A value that specifies the type of phone book entry. This is a read-only field and specifies the type of entry based on the value of the **szDeviceType** member. This member can be one of the following types.<70>

Value	Meaning
MPRET_Phone 0x00000001	Phone line (for example: modem, ISDN, or X.25).
MPRET_Vpn 0x00000002	Virtual private network (VPN).
MPRET_Direct 0x00000003	Direct serial or parallel connection.

**dwEncryptionType:** A value that specifies the type of encryption to use for Microsoft Point-to-Point Encryption (MPPE) with the connection. This member can be one of the following values.

Value	Meaning
MPR_ET_None 0x00000000	Do not use encryption.
MPR_ET_Require 0x00000001	Use encryption.
MPR_ET_RequireMax 0x00000002	Use maximum-strength encryption.
MPR_ET_Optional 0x00000003	If possible, use encryption.

The value of the **dwEncryptionType** does not affect how passwords are encrypted. Whether passwords are encrypted and how passwords are encrypted is determined by the authentication protocol (for example: PAP, [MS-CHAP], or EAP).

**dwCustomAuthKey:** A value that specifies the authentication key to be provided to an EAP vendor.

**dwCustomAuthDataSize:** A value that specifies the size of the data pointed to by the **lpbCustomAuthData** member.

**lpbCustomAuthData:** Offset from the beginning of this structure where the **CustomAuthData** is stored. If **CustomAuthData** is not specified, it MUST be set to 0. **CustomAuthData** is the authentication data to use with EAP. **CustomAuthData** MUST be appended to the end of this structure.

**guidId:** The GUID that represents this phone book entry. This member is read-only.

**dwVpnStrategy:** The VPN strategy to use when dialing a VPN connection. This member can have one of the following values.<71>

Value	Meaning
MPR_VS_Default 0x00000000	The RRAS server dials the PPTP first. If the PPTP fails, the L2TP is attempted. If the L2TP fails, the IKEv2 is attempted. The protocol that succeeds is tried first in subsequent dialing for this entry.
MPR_VS_PptpOnly 0x00000001	The RRAS server dials only the PPTP.
MPR_VS_PptpFirst 0x00000002	The RRAS server always dials the PPTP first, the L2TP second, and the IKEv2 third.



Value	Meaning
MPR_VS_L2tpOnly 0x00000003	The RRAS server dials only the L2TP.
MPR_VS_L2tpFirst 0x00000004	The RRAS server dials the L2TP first, the PPTP second, and the IKEv2 third.
MPR_VS_Ikev2Only 0x00000007	The RRAS server dials only the IKEv2.
MPR_VS_Ikev2First 0x00000008	The RRAS server dials the IKEv2 first, the PPTP second, and the L2TP third.

### 2.2.1.2.85 (Updated Section) MPRI\_INTERFACE\_3

The **MPRI\_INTERFACE\_3** structure<72> is used to contain data for a router demand-dial interface. This structure is used in the following methods:

- RRrouterInterfaceCreate (section 3.1.4.13)
- RRrouterInterfaceGetInfo (section 3.1.4.14)
- RRrouterInterfaceSetInfo (section 3.1.4.15)

```
typedef struct _MPR_INTERFACE_3 {
    WCHAR wszInterfaceName[257];
    DWORD dwInterface;
    BOOL fEnabled;
    ROUTER_INTERFACE_TYPE dwIfType;
    ROUTER_CONNECTION_STATE dwConnectionState;
    DWORD fUnReachabilityReasons;
    DWORD dwLastError;
    DWORD dwfOptions;
    WCHAR szLocalPhoneNumber[129];
    PWCHAR szAlternates;
    DWORD ipaddr;
    DWORD ipaddrDns;
    DWORD ipaddrDnsAlt;
    DWORD ipaddrWins;
    DWORD ipaddrWinsAlt;
    DWORD dwfNetProtocols;
    WCHAR szDeviceType[17];
    WCHAR szDeviceName[129];
    WCHAR szX25PadType[33];
    WCHAR szX25Address[201];
    WCHAR szX25Facilities[201];
    WCHAR szX25UserData[201];
    DWORD dwChannels;
    DWORD dwSubEntries;
    DWORD dwDialMode;
    DWORD dwDialExtraPercent;
    DWORD dwDialExtraSampleSeconds;
    DWORD dwHangUpExtraPercent;
    DWORD dwHangUpExtraSampleSeconds;
    DWORD dwIdleDisconnectSeconds;
    DWORD dwType;
    DWORD dwEncryptionType;
    DWORD dwCustomAuthKey;
    DWORD dwCustomAuthDataSize;
    LPBYTE lpbCustomAuthData;
    GUID guidId;
}
```

```

DWORD dwVpnStrategy;
ULONG AddressCount;
IN6_ADDR ipv6addrDns;
IN6_ADDR ipv6addrDnsAlt;
IN6_ADDR* ipv6addr;
} MPRI_INTERFACE_3,
*PMPRI_INTERFACE_3;

```

**wszInterfaceName:** A pointer to a Unicode string that contains the name of the interface. This value MUST be specified during the call to the RRouterInterfaceCreate<73> method and cannot be modified after the interface is created.<74>

**dwInterface:** Specifies a unique identifier of the interface. This is a read-only field and cannot be set or modified.

**fEnabled:** Specifies whether the interface is enabled. The value TRUE is greater than zero (0) if the interface is enabled, or FALSE is zero (0) if the interface is disabled by an administrator.

Value	Meaning
TRUE >0	The interface is enabled.
FALSE 0	The interface is disabled.

**dwIfType:** A ROUTER\_INTERFACE\_TYPE (section 2.2.1.1.1) value specifying the type of interface.

**dwConnectionState:** A ROUTER\_CONNECTION\_STATE (section 2.2.1.1.2) value specifying the current state of the interface (for example: connected, disconnected, or unreachable). This is a read-only field and cannot be set or modified.

**fUnReachabilityReasons:** A value that describes the reason why the interface is unreachable. This is a read-only field and cannot be set or modified. The following table has the list of possible values.

Value	Meaning
MPR_INTERFACE_ADMIN_DISABLED 0x00000002	The administrator has disabled the interface.
MPR_INTERFACE_CONNECTION_FAILURE 0x00000004	The previous connection attempt failed.
MPR_INTERFACE_DIALOUT_HOURS_RESTRICTION 0x00000010	Dial-out is not allowed at the current time.
MPR_INTERFACE_OUT_OF_RESOURCES 0x00000001	No ports or devices are available for use.
MPR_INTERFACE_SERVICE_PAUSED 0x00000008	The service is paused.
MPR_INTERFACE_NO_MEDIA_SENSE 0x00000020	The network cable is disconnected from the network card.
MPR_INTERFACE_NO_DEVICE 0x00000040	The network card has been removed from the machine.

**dwLastError:** A value that contains a nonzero value if the interface fails to connect. This value is a Win32 error code as defined in [MS-ERREF]. This is a read-only field and cannot be set or modified.

**dwfOptions:** A value that specifies bit flags used to set connection options. It SHOULD<75> be a combination of the flags listed in the following table.

Value	Meaning
MPRIO_SpecificIpAddr 0x00000002	If this flag is set, the RRAS server attempts to use the IP address specified by the <b>ipaddr</b> field as the IP address for the dial-up connection. If this flag is not set, the value of the <b>ipaddr</b> member is ignored.
MPRIO_SpecificNameServers 0x00000004	If this flag is set, the RRAS server uses the <b>ipaddrDns</b> , <b>ipaddrDnsAlt</b> , <b>ipaddrWins</b> , and <b>ipaddrWinsAlt</b> members to specify the name server addresses for the dial-up connection. If this flag is not set, the RRAS server ignores these members.
MPRIO_IpHeaderCompression 0x00000008	If this flag is set, the RRAS server negotiates to use the IP header compression on the PPP connections. The IP header compression can significantly improve performance.  If this flag is not set, the IP header compression is not negotiated.
MPRIO_RemoteDefaultGateway 0x00000010	If this flag is set, the default route for the IP packets is through the dial-up adapter when the connection is active. If this flag is cleared, the default route is not modified.
MPRIO_DisableLcpExtensions 0x00000020	If this flag is set, the RRAS server disables the PPP LCP extensions defined in [RFC1570]. Disabling the PPP LCP extensions is sometimes necessary to connect to certain older PPP implementations, but it interferes with features such as server callback. This flag MUST NOT be set unless it is specifically required.
MPRIO_SwCompression 0x00000200	If this flag is set, software compression is negotiated on the link. Setting this flag causes the PPP to attempt to negotiate the CCP with the server. This flag SHOULD be set by default, but clearing it can reduce the negotiation period if the server does not support a compatible compression protocol.
MPRIO_RequireEncryptedPw 0x00000400	If this flag is set, only secure password schemes can be used to authenticate the client with the server. This prevents the PPP from using the PAP plaintext authentication protocol to authenticate the client. However, the [MS-CHAP], MD5-CHAP, and SPAP authentication protocols are supported. For increased security, set this flag. For increased interoperability, clear this flag.
MPRIO_RequireMsEncryptedPw 0x00000800	If this flag is set, only the Microsoft secure password schemes can be used to authenticate the client with the server. This prevents the PPP from using the PAP plaintext authentication protocol, MD5-CHAP, or SPAP. For increased security, set this flag. For increased interoperability, clear this flag. This flag takes precedence over MPRIO_RequireEncryptedPw.
MPRIO_RequireDataEncryption	If this flag is set, data encryption MUST be negotiated

Value	Meaning
0x00001000	successfully or the connection is dropped. This flag is ignored unless MPRIO_RequireMsEncryptedPw is also set.
MPRIO_UseLogonCredentials 0x00004000	If this flag is set, the RRAS server uses the user name, password, and domain of the currently logged-on user when dialing this entry. This flag is ignored unless MPRIO_RequireMsEncryptedPw is also set.
MPRIO_PromoteAlternates 0x00008000	This flag has an effect when alternate phone numbers are defined by the szAlternates member. If this flag is set, an alternate phone number that connects successfully becomes the primary phone number, and the current primary phone number is moved to the alternate list.
MPRIO_SecureLocalFiles 0x00010000	If this flag is set, the RRAS server checks for an existing remote file system and remote printer bindings before making a connection with this entry. Typically, this flag is set on phone book entries for public networks to remind users to break connections to their private network before connecting to a public network.
MPRIO_RequireEAP 0x00020000	If this flag is set, Extensible Authentication Protocol (EAP) MUST be supported for authentication.
MPRIO_RequirePAP 0x00040000	If this flag is set, Password Authentication Protocol (PAP) MUST be supported for authentication.
MPRIO_RequireSPAP 0x00080000	If this flag is set, Shiva's Password Authentication Protocol (SPAP) MUST be supported for authentication.
MPRIO_SharedPhoneNumbers 0x00800000	If this flag is set, phone numbers are shared.
MPRIO_RequireCHAP 0x08000000	If this flag is set, the Challenge Handshake Authentication Protocol (CHAP) MUST be supported for authentication.
MPRIO_RequireMsCHAP 0x10000000	If this flag is set, the Microsoft Challenge Handshake Authentication Protocol [MS-CHAP] MUST be supported for authentication.
MPRIO_RequireMsCHAP2 0x20000000	If this flag is set, version 2 of the [MS-CHAP] MUST be supported for authentication.
MPRIO_IpSecPreSharedKey 0x80000000	Configured the demand-dial interface to use preshared key.
MPRIO_RequireMachineCertificates 0x01000000	If this flag is set, a machine certificate is to be used for IKEv2 authentication.
MPRIO_UsePreSharedKeyForIkev2Initiator 0x02000000	If this flag is set, a preshared key is to be used by the initiator of the IKEv2 connection for authentication.
MPRIO_UsePreSharedKeyForIkev2Responder 0x04000000	If this flag is set, a preshared key is to be used by the responder of the IKEv2 connection for authentication.

**szLocalPhoneNumber:** A value that specifies a null-terminated Unicode string that contains a telephone number.

**szAlternates:** The offset from the beginning of this structure where the alternate phone numbers are stored. If no alternate phone number is available, this value MUST be set to 0. Alternate phone numbers are a list of consecutive null-terminated Unicode strings. The last string is terminated by two consecutive null characters. The strings are alternate phone numbers that the router dials, in the order listed, if the primary number fails to connect. For more information, see **szLocalPhoneNumber**. The alternate phone numbers MUST be stored after the custom data that is appended to this structure.

**ipaddr:** A value that specifies the IP address to be used while this connection is active. This member is ignored unless **dwfOptions** specifies the MPRIO\_SpecificIpAddr flag.

**ipaddrDns:** A value that specifies the IP address of the DNS server to be used while this connection is active. This member is ignored unless dwfOptions specifies the MPRIO\_SpecificNameServers flag.

**ipaddrDnsAlt:** A value that specifies the IP address of a secondary or backup DNS server to be used while this connection is active. This member is ignored unless **dwfOptions** specifies the MPRIO\_SpecificNameServers flag.

**ipaddrWins:** A value that specifies the IP address of the WINS server to be used while this connection is active. This member is ignored unless **dwfOptions** specifies the MPRIO\_SpecificNameServers flag.

**ipaddrWinsAlt:** A value that specifies the IP address of a secondary WINS server to be used while this connection is active. This member is ignored unless **dwfOptions** specifies the MPRIO\_SpecificNameServers flag.

**dwfNetProtocols:** A value that specifies the network protocols to negotiate. This member can be a combination of the following flags.

Value	Meaning
MPRNP_Ipx 0x00000002	Negotiate the IPX protocol.
MPRNP_Ip 0x00000004	Negotiate the TCP/IPv4 protocol.
MPRNP_Ipv6 0x00000008	Negotiate the TCP/IPv6 protocol.

**szDeviceType:** A value that specifies a null-terminated Unicode string that indicates the RRAS server device type that is referenced by **szDeviceName**. This is a read-only field that is computed based on the value of the **szDeviceName** member. The possible values for this member are the same as the wszDeviceName defined in **RASI\_PORT\_0**.

**szDeviceName:** Contains a null-terminated Unicode string that contains the name of a TAPI device to use with this phone book entry (for example, "Fabrikam Inc 28800 External"). To enumerate all available RAS-capable devices, use the RRASRouterDeviceEnum [function\(section 3.1.4.37\) method](#).

**szX25PadType:** Contains a null-terminated Unicode string that identifies the X.25 PAD type. This value SHOULD be set to an empty string ("") unless the entry dials using an X.25 PAD.<76>

**szX25Address:** Contains a null-terminated Unicode string that identifies the X.25 address to connect to. This value SHOULD be set to an empty string ("") unless the entry dials using an X.25 PAD or native X.25 device.<77>

**szX25Facilities:** Contains a null-terminated Unicode string that specifies the facilities to request from the X.25 host at connection time. This member is ignored if szX25Address is an empty string ("").

**szX25UserData:** Contains a null-terminated Unicode string that specifies the additional connection data supplied to the X.25 host at connection time. This member is ignored if szX25Address is an empty string ("").

**dwChannels:** Reserved for future use.

**dwSubEntries:** A value that specifies the number of multilink subentries associated with this entry. This is a read-only field and cannot be set or modified. Multilink entries SHOULD be specified by updating the Media section of the phonebook file as specified in 2.2.2.2.96.

**dwDialMode:** Indicates whether the RRAS server needs to dial all of this entry's multilink subentries when the entry is first connected. This member can be one of the following values.

Value	Meaning
0x00000000	Dial the first available device only.
MPRDM_DialAll 0x00000001	Dial all subentries initially.
MPRDM_DialAsNeeded 0x00000002	Adjust the number of subentries as bandwidth is required. The RRAS server uses the <b>dwDialExtraPercent</b> , <b>dwDialExtraSampleSeconds</b> , <b>dwDialHangUpExtraPercent</b> , and <b>dwHangUpExtraSampleSeconds</b> members to determine when to dial or disconnect a subentry. This value SHOULD be ignored and treated identically to MPRDM_DialAll.

**dwDialExtraPercent:** A value that specifies the percentage of the total bandwidth that is available from the currently connected subentries. The RRAS server dials an additional subentry when the total bandwidth that is used exceeds **dwDialExtraPercent** percent of the available bandwidth for at least **dwDialExtraSampleSeconds** seconds.

This member is ignored unless the **dwDialMode** member specifies the MPRDM\_DialAsNeeded flag.

**dwDialExtraSampleSeconds:** A value that specifies the time, in seconds, for which current bandwidth usage MUST exceed the threshold that is specified by **dwDialExtraPercent** before the RRAS server dials an additional subentry.

This member is ignored unless the **dwDialMode** member specifies the MPRDM\_DialAsNeeded.

**dwHangUpExtraPercent:** A value that specifies the percentage of the total bandwidth that is available from the currently connected subentries. The RRAS server terminates (hangs up) an existing subentry connection when the total bandwidth used is less than **dwHangUpExtraPercent** percent of the available bandwidth for at least **dwHangUpExtraSampleSeconds** seconds.

This member is ignored unless the **dwDialMode** member specifies the MPRDM\_DialAsNeeded flag.

**dwHangUpExtraSampleSeconds:** A value that specifies the time, in seconds, for which current bandwidth usage MUST be less than the threshold that is specified by **dwHangUpExtraPercent** before the RRAS server terminates an existing subentry connection.

This member is ignored unless the **dwDialMode** member specifies the MPRDM\_DialAsNeeded flag.

**dwIdleDisconnectSeconds:** A value that specifies the time, in seconds, after which an inactive connection is terminated. Unless the idle time-out is disabled, the entire connection is terminated if the connection is idle for the specified interval. This member can specify either a time-out value or one of the following values.

Value	Meaning
MPRIDS_UseGlobalValue 0x00000000	Use the user preference value as the default.
MPRIDS_Disabled 0xFFFFFFFF	There is no idle time-out for this connection.

**dwType:** A value that specifies the type of phone book entry. This is a read-only field that is calculated based on the value of the **szDeviceType** member. This member can be one of the following types.

Value	Meaning
MPRET_Phone 0x00000001	Phone line (for example: modem, ISDN, or X.25).
MPRET_Vpn 0x00000002	Virtual private network (VPN).
MPRET_Direct 0x00000003	Direct serial or parallel connection.

**dwEncryptionType:** A value that specifies the type of encryption to use for Microsoft Point-to-Point Encryption (MPPE) with the connection. This member can be one of the following values.

Value	Meaning
MPR_ET_None 0x00000000	Do not use encryption.
MPR_ET_Require 0x00000001	Use encryption.
MPR_ET_RequireMax 0x00000002	Use maximum-strength encryption.
MPR_ET_Optional 0x00000003	If possible, use encryption.

The value of **dwEncryptionType** does not affect how passwords are encrypted. Whether passwords are encrypted and how passwords are encrypted is determined by the authentication protocol, for example: PAP, MS-CHAP, or EAP.

**dwCustomAuthKey:** A value that specifies the authentication key to be provided to an EAP ([MS-PEAP]) vendor.

**dwCustomAuthDataSize:** A value that specifies the size of the data pointed to by the **lpbCustomAuthData** member.

**lpbCustomAuthData:** The offset from the beginning of this structure where the CustomAuthData is stored. If CustomAuthData are not specified, this member MUST be set to 0. CustomAuthData is the authentication data to use with EAP [MS-PEAP]. CustomAuthData MUST be appended to the end of this structure.

**guidId:** The GUID that represents this phone book entry. This member is read-only.

**dwVpnStrategy:** The VPN strategy to use when dialing a VPN connection. This member SHOULD have one of the following values.<79>

Value	Meaning
MPR_VS_Default 0x00000000	The RRAS server dials the PPTP first. If the PPTP fails, the L2TP is attempted. If the L2TP fails, the IKEv2 is attempted. The protocol that succeeds is tried first in subsequent dialing for this entry.
MPR_VS_PptpOnly 0x00000001	The RRAS server dials only the PPTP.
MPR_VS_PptpFirst 0x00000002	The RRAS server always dials the PPTP first, the L2TP second, and the IKEv2 third.
MPR_VS_L2tpOnly 0x00000003	The RRAS server dials only the L2TP.
MPR_VS_L2tpFirst 0x00000004	The RRAS server dials the L2TP first, the PPTP second, and the IKEv2 third.
MPR_VS_Ikev2Only 0x00000007	The RRAS server dials only the IKEv2.
MPR_VS_Ikev2First 0x00000008	The RRAS server dials the IKEv2 first, the PPTP second, and the L2TP third.

**AddressCount:** Not used.

**ipv6addrDns:** A value that specifies the IP address of the DNS server to be used while this connection is active.

**ipv6addrDnsAlt:** A value that specifies the IP address of a secondary or backup DNS server to be used while this connection is active.

**ipv6addr:** Not used.

### 2.2.1.2.86 MPR\_DEVICE\_0

The **MPR\_DEVICE\_0** structure stores information about a device used for a link in a multilinked demand-dial interface.

```
typedef struct _MPR_DEVICE_0 {
    WCHAR szDeviceType[17];
    WCHAR szDeviceName[129];
} MPR_DEVICE_0,
*PMPR_DEVICE_0;
```

**szDeviceType:** Specifies a null-terminated Unicode string that indicates the RRAS server device type referenced by **szDeviceName**. See MPRI\_INTERFACE\_2 (section 2.2.1.2.84) for a list of possible device types.

**szDeviceName:** Specifies a null-terminated Unicode string that contains the name of the TAPI device to use with this phone book entry.

### 2.2.1.2.87 MPR\_DEVICE\_1



The **MPR\_DEVICE\_1** structure stores information about a device used for a link in a multilinked demand-dial interface. In addition to the information in **MPR\_DEVICE\_0** (section 2.2.1.2.86), **MPR\_DEVICE\_1** contains phone number information.

```
typedef struct _MPR_DEVICE_1 {
    WCHAR szDeviceType[17];
    WCHAR szDeviceName[129];
    WCHAR szLocalPhoneNumber[129];
    PWCHAR szAlternates;
} MPR_DEVICE_1,
*PMPR_DEVICE_1;
```

**szDeviceType:** Specifies a null-terminated Unicode string that indicates the device type referenced by **szDeviceName**. See **MPRI\_INTERFACE\_2** (section 2.2.1.2.84) for a list of possible device types.

**szDeviceName:** Specifies a null-terminated Unicode string that contains the name of the TAPI device to use with this phone book entry.

**szLocalPhoneNumber:** Specifies a null-terminated Unicode string that contains a telephone number. The router uses the **szLocalPhoneNumber** string as the entire phone number.

**szAlternates:** Pointer to a list of consecutive null-terminated Unicode strings. The last string is terminated by two consecutive null characters. The strings are alternate phone numbers that the router dials in the order listed if the primary number (see **szLocalPhoneNumber**) fails to connect.

#### 2.2.1.2.88 (Updated Section) MPR\_CREDENTIALSEX\_1

The **MPR\_CREDENTIALSEX\_1** structure is used to contain extended credentials information (other than username/password), such as the information used by Extensible Authentication Protocols (EAPs) or a preshared key based on the level being passed in by the methods that use this structure. This structure is used in **RRouterInterfaceSetCredentialsEx** (section 3.1.4.41) and **RRouterInterfaceGetCredentialsEx** (section 3.1.4.42). If a preshared key is being used **dwSsize** MUST be less than 257. Note that the preshared key here is used to specify the credential for the connection endpoint on the RRAS server. The other end of the connection endpoint MUST be configured with the same preshared key in order for the connection to be successful.

```
typedef struct _MPR_CREDENTIALSEX_1 {
    DWORD dwSize;
    DWORD dwOffset;
    BYTE bData[1];
} MPR_CREDENTIALSEX_1,
*PMPR_CREDENTIALSEX_1;
```

**dwSize:** Specifies the size of the data pointed to by the **bData** member. If **dwSize** is zero (0) in a call to **RRouterInterfaceSetCredentialsEx** and the key is a preshared key, the key is deleted.

**dwOffset:** Offset where the data starts in the structure.

**bData:** Pointer to the credential information. Note that **bData[1]** is only a placeholder and the actual data of size **dwSize** is stored at the end of the structure. The actual value stored here can be either a preshared key or the EAP information **EAPTLS\_USER\_PROPERTIES** (section 2.2.1.2.129).

#### 2.2.1.2.89 IFFILTER\_INFO

The **IFFILTER\_INFO** structure is used to specify the filter settings for an interface. When this structure is encapsulated within the **RTR\_TOC\_ENTRY** (section 2.2.1.2.4) structure, the **InfoType**

value used MUST be 0xFFFF000D or 0xFFFF0014 to specify IPv4 interface filter or IPv6 interface filter information.

```
typedef struct _IFFILTER_INFO {
    BOOL bEnableFragChk;
} IFFILTER_INFO,
*PIFFILTER_INFO;
```

**bEnableFragChk:** When this field is set to TRUE, the fragmented packets are filtered at the interface and dropped. If this field is set to FALSE, the fragment checking is not done at the interface.

Value	Meaning
TRUE	Fragment checking is done at the interface.
FALSE	Fragment checking is not done at the interface.

#### 2.2.1.2.90 MPR\_FILTER\_0

The **MPR\_FILTER\_0** structure<80> is used to specify whether RRAS server filtering is enabled or not. When this structure is encapsulated within RTR\_TOC\_ENTRY (section 2.2.1.2.4), the **InfoType** value used MUST be 0xFFFF0015 or 0xFFFF0016.

```
typedef struct _MPR_FILTER_0 {
    IN BOOL fEnable;
} MPR_FILTER_0,
*PMPR_FILTER_0;
```

**fEnable:** This MUST be set to 0x00000000 to disable filtering and MUST be set to 0x00000001 to enable filtering on the RRAS server.

#### 2.2.1.2.91 IPX\_GLOBAL\_INFO

The **IPX\_GLOBAL\_INFO** structure MAY<81> be used to give the global IPX information for the RRAS server. When this structure is encapsulated in RTR\_TOC\_ENTRY (section 2.2.1.2.4), the **InfoType** value used MUST be 0x00000009.

```
typedef struct _IPX_GLOBAL_INFO {
    ULONG RoutingTableHashSize;
    ULONG EventLogMask;
} IPX_GLOBAL_INFO,
*PIPX_GLOBAL_INFO;
```

**RoutingTableHashSize:** The hash size of the IPX routing table.

**EventLogMask:** Mask to manage event logging on the IPX interface on the RRAS server.

#### 2.2.1.2.92 IPX\_IF\_INFO

The **IPX\_IF\_INFO** structure MAY<82> be used to specify the IPX interface data. When this structure is encapsulated in RTR\_TOC\_ENTRY (section 2.2.1.2.4), the **InfoType** value used MUST be 0x00000001.

```
typedef struct _IPX_IF_INFO {
```

```

    ULONG AdministratorState;
    ULONG NetbiosAccept;
    ULONG NetbiosDeliver;
} IPX_IF_INFO,
*PIPX_IF_INFO;

```

**AdministratorState:** This MUST be set to the desired state of the interface (5). A value of 0x00000001 disables the interface and a value of 0x00000002 enables the interface.

**NetbiosAccept:** This MUST be set to 0x00000001 for the interface to accept NetBIOS broadcast packets.

**NetbiosDeliver:** This MUST be set to 0x00000000 on a WAN interface and 0x00000001 on a LAN interface.

### 2.2.1.2.93 IPXWAN\_IF\_INFO

The **IPXWAN\_IF\_INFO** structure MAY<83> be used to specify the IPX interface data for the WAN interface. When this structure is encapsulated in RTR\_TOC\_ENTRY (section 2.2.1.2.4), the **InfoType** value used MUST be 0x00000008.

```

typedef struct _IPXWAN_IF_INFO {
    ULONG Adminstate;
} IPXWAN_IF_INFO,
*PIPXWAN_IF_INFO;

```

**Adminstate:** This MUST be set to the desired state of the interface. A value of 0x00000001 disables the interface, and a value of 0x00000002 enables the interface. This enables or disables the IPXWAN negotiation.

### 2.2.1.2.94 IPX\_STATIC\_ROUTE\_INFO

The **IPX\_STATIC\_ROUTE\_INFO** structure MAY<84> be used to carry the route information for an IPX interface. When this structure is encapsulated within the RTR\_TOC\_ENTRY (section 2.2.1.2.4), the **InfoType** value used MUST be 0x00000002.

```

typedef struct _IPX_STATIC_ROUTE_INFO {
    union {
        ULONG DwordAlign;
        UCHAR Network[4];
    };
    USHORT TickCount;
    USHORT HopCount;
    UCHAR NextHopMacAddress[6];
} IPX_STATIC_ROUTE_INFO,
*PIPX_STATIC_ROUTE_INFO;

```

**DwordAlign:** This field of the union MUST NOT be used.

**Network:** This member MUST be the 4-byte IPX network number in hexadecimal (8 hexadecimal digits). For example, 1abe32.0000.0c33.2331. The first 32 bits represent the network address and the remaining bits represent the node address; that is, the format is network.node.

**TickCount:** This MUST be the number of ticks to get to the network number. One unit of tick count is approximately 1/18 seconds.

**HopCount:** This MUST be the number of routers to be traversed to get to the network number.

**NextHopMacAddress:** This MUST be the 6-byte MAC address of the next hop in hexadecimal (12 hexadecimal digits).

### 2.2.1.2.95 IPX\_STATIC\_SERVICE\_INFO

The **IPX\_STATIC\_SERVICE\_INFO** structure MAY<85> be used to carry the IPX server information. When this structure is encapsulated in RTR\_TOC\_ENTRY (section 2.2.1.2.4), the **InfoType** value used MUST be 0x00000003.

```
typedef IPX_SERVER_ENTRY IPX_STATIC_SERVICE_INFO, *PIPX_STATIC_SERVICE_INFO;

typedef struct _IPX_SERVER_ENTRY {
    USHORT Type;
    UCHAR Name[48];
    UCHAR Network[4];
    UCHAR Node[6];
    UCHAR Socket[2];
    USHORT HopCount;
} IPX_SERVER_ENTRY,
*PIPX_SERVER_ENTRY;
```

**Type:** Indicates the contents of the payload portion of the IPX packet. It allows a number of client protocols to use the IPX and be identified by the IPX router.

Routers can filter the IPX traffic based on the Packet **Type** field. For example, some routers by default do not propagate NetBIOS over IPX broadcast traffic and MUST be manually configured to enable packets with a packet type value of 20. The following table lists some common defined values of the IPX packet type.

Value	Meaning
0x0000	Unspecified
0x0001	RIP
0x0004	SAP/Normal IPX
0x0005	SPX
0x0014	IPX WAN broadcast (used for NetBIOS over IPX broadcasts)

**Name:** A null-terminated Unicode string giving the name of the interface.

**Network:** This MUST be the 4-byte IPX network number in hexadecimal (8 hexadecimal digits).

**Node:** Identifies a node on an IPX network. The 6-byte fields can be used to store physical addresses, also known as media access control (MAC) addresses.

**Socket:** Identifies the software process addresses of the destination and source applications. With multiple processes communicating between the same two computers, the IPX network and node numbers are the same. The IPX socket number is a software process identifier that is used to forward the IPX payload to the proper process.

**HopCount:** This MUST be the number of routers to be traversed to get to the network number.

### 2.2.1.2.96 IPX\_STATIC\_NETBIOS\_NAME\_INFO

The **IPX\_STATIC\_NETBIOS\_NAME\_INFO** structure MAY<86> be used to contain the static NetBIOS name for an IPX interface. When this structure is encapsulated in RTR\_TOC\_ENTRY (section 2.2.1.2.4), the **InfoType** value MUST be 0x0000000A.

```

typedef struct _IPX_STATIC_NETBIOS_NAME_INFO {
    union {
        ULONG DwordAlign;
        UCHAR Name[16];
    };
} IPX_STATIC_NETBIOS_NAME_INFO,
*PIPX_STATIC_NETBIOS_NAME_INFO;

```

**DwordAlign:** This field of the union MUST NOT be used.

**Name:** Static NetBIOS names MUST be used to confine NetBIOS over IPX broadcast traffic in environments where client-side NetBIOS applications need to access a small set of server-side NetBIOS applications.

### 2.2.1.2.97 IPX\_ADAPTER\_INFO

The **IPX\_ADAPTER\_INFO** structure MAY<87> be used to contain the adapter information for the IPX. When this structure is encapsulated in RTR\_TOC\_ENTRY (section 2.2.1.2.4), the **InfoType** value used MUST be 0x00000007.

```

typedef struct _IPX_ADAPTER_INFO {
    ULONG PacketType;
    WCHAR AdapterName[MAX_ADAPTOR_NAME_LEN];
} IPX_ADAPTER_INFO,
*PIPX_ADAPTER_INFO;

```

**PacketType:** The **PacketType** field indicates the contents of the payload portion of the IPX packet. It allows several client protocols to use the IPX and be identified by the IPX router. The following table lists some common defined values of the IPX packet type.

Value	Meaning
0x0000	Unspecified
0x0001	RIP
0x0004	SAP/Normal IPX
0x0005	SPX
0x0014	IPX WAN broadcast (used for NetBIOS over IPX broadcasts)

**AdapterName:** Name of the adapter. The MAX\_ADAPTOR\_NAME\_LEN value is defined as follows.

```

#define MAX_ADAPTOR_NAME_LEN 48

```

### 2.2.1.2.98 IPX\_TRAFFIC\_FILTER\_GLOBAL\_INFO

The **IPX\_TRAFFIC\_FILTER\_GLOBAL\_INFO** structure MAY<88> be used to specify the filter action to be taken when any IPX interface filter condition is met. When this structure is encapsulated in RTR\_TOC\_ENTRY (section 2.2.1.2.4), the **InfoType** value MUST be 0x0000000B or 0x0000000D. If the value in **InfoType** is 0x0000000B, the filter is applied to incoming traffic and if the value is 0x0000000D, the filter is applied to outgoing traffic.

```

typedef struct _IPX_TRAFFIC_FILTER_GLOBAL_INFO {
    ULONG FilterAction;
}

```

```

} IPX_TRAFFIC_FILTER_GLOBAL_INFO,
*PIPX_TRAFFIC_FILTER_GLOBAL_INFO;

```

**FilterAction:** This specifies the action if there is a match with any filter on the interface. This MUST be set to 0x00000001 to permit traffic and to 0x00000002 to deny traffic.

Value	Meaning
0x00000001	Permit traffic
0x00000002	Deny traffic

### 2.2.1.2.99 (Updated Section) IPX\_TRAFFIC\_FILTER\_INFO

The **IPX\_TRAFFIC\_FILTER\_INFO** structure MAY<89> be used to specify the filter data for an IPX interface. When this structure is encapsulated in RTR\_TOC\_ENTRY (section 2.2.1.2.4), the **InfoType** value MUST be 0x00000006 or 0x0000000C. If the value of **InfoType** is 0x00000006, the filter is applied to incoming traffic, if the value of **InfoType** is 0x0000000C, the filter is applied to outgoing traffic.

```

typedef struct _IPX_TRAFFIC_FILTER_INFO {
    ULONG FilterDefinition;
    UCHAR DestinationNetwork[4];
    UCHAR DestinationNetworkMask[4];
    UCHAR DestinationNode[6];
    UCHAR DestinationSocket[2];
    UCHAR SourceNetwork[4];
    UCHAR SourceNetworkMask[4];
    UCHAR SourceNode[6];
    UCHAR SourceSocket[2];
    UCHAR PacketType;
} IPX_TRAFFIC_FILTER_INFO,
*PIPX_TRAFFIC_FILTER_INFO;

```

**FilterDefinition:** Flags that specify relevant IPX address fields to filter on. The values MUST be one of the following [values](#).

Value	Meaning
IPX_TRAFFIC_FILTER_ON_SRCNET 0x00000001	Apply filter on source network.
IPX_TRAFFIC_FILTER_ON_SRCNODE 0x00000002	Apply filter on source node.
IPX_TRAFFIC_FILTER_ON_SRC SOCKET 0x00000004	Apply filter on source socket.
IPX_TRAFFIC_FILTER_ON_DSTNET 0x00000010	Apply filter on destination network.
IPX_TRAFFIC_FILTER_ON_DSTNODE 0x00000020	Apply filter on destination node.
IPX_TRAFFIC_FILTER_ON_DST SOCKET 0x00000040	Apply filter on destination socket.

Value	Meaning
IPX_TRAFFIC_FILTER_ON_PKTTYPE 0x00000100	Apply filter based on packet type.
IPX_TRAFFIC_FILTER_LOG_MATCHES 0x80000000	Apply filters based on log matches.

**DestinationNetwork:** The **DestinationNetwork** field identifies the network (a segment of the IPX internetwork bounded by the IPX routers) to which an IPX node is connected.

**DestinationNetworkMask:** The mask that MUST be logically ANDed with **DestinationNetwork**.

**DestinationNode:** Identifies a node on an IPX network. The 6-byte fields can be used to store physical addresses, also known as MAC addresses.

**DestinationSocket:** Identifies the software process addresses of the destination and source applications respectively. With multiple processes communicating between the same two computers, the IPX network and node numbers are the same. The IPX socket number is a software process identifier that is used to forward the IPX payload to the proper process.

**SourceNetwork:** Identifies the network (a segment of the IPX internetwork bounded by the IPX routers) to which an IPX node is connected.

**SourceNetworkMask:** The mask that MUST be logically ANDed with **SourceNetwork**.

**SourceNode:** Identifies a node on an IPX network. The 6-byte fields can be used to store physical addresses, also known as MAC addresses.

**SourceSocket:** Identifies the software process addresses of the destination and source applications respectively. With multiple processes communicating between the same two computers, the IPX network and node numbers are the same. The IPX socket number is a software process identifier that is used to forward the IPX payload to the proper process.

**PacketType:** The **PacketType** field indicates the contents of the payload portion of the IPX packet. It allows several client protocols to use the IPX and be identified by the IPX router. The following table lists some common defined values of the IPX packet type.

Value	Meaning
0x0000	Unspecified
0x0001	RIP
0x0004	SAP/Normal IPX
0x0005	SPX
0x0014	IPX WAN broadcast (used for NetBIOS over IPX broadcasts)

### 2.2.1.2.100 IF\_TABLE\_INDEX

The **IF\_TABLE\_INDEX** structure MAY<90> be used to specify the index within the Interface Table. It is used in the IPX\_MIB\_INDEX (section 2.2.1.2.105) structure.

```
typedef struct _IF_TABLE_INDEX {
    ULONG InterfaceIndex;
} IF_TABLE_INDEX,
```

```
*PIF_TABLE_INDEX;
```

**InterfaceIndex:** The local index value for the network interface. This index value MAY change when a network adapter is disabled and then enabled, or under other circumstances, and need not be persistent.

### 2.2.1.2.101 ROUTING\_TABLE\_INDEX

The **ROUTING\_TABLE\_INDEX** structure MAY<91> be used to specify the index within the routing table. It is used in IPX\_MIB\_INDEX (section 2.2.1.2.105).

```
typedef struct _ROUTING_TABLE_INDEX {
    UCHAR Network[4];
} ROUTING_TABLE_INDEX,
*PROUTING_TABLE_INDEX;
```

**Network:** This MUST be the 4-byte IPX network number in hexadecimal (8 hexadecimal digits).

### 2.2.1.2.102 STATIC\_ROUTES\_TABLE\_INDEX

The **STATIC\_ROUTES\_TABLE\_INDEX** structure MAY<92> be used to specify the index within the static routes table. It is used in IPX\_MIB\_INDEX (section 2.2.1.2.105).

```
typedef struct _STATIC_ROUTES_TABLE_INDEX {
    ULONG InterfaceIndex;
    UCHAR Network[4];
} STATIC_ROUTES_TABLE_INDEX,
*PSTATIC_ROUTES_TABLE_INDEX;
```

**InterfaceIndex:** The local index value for the network interface. This index value MAY change when a network adapter is disabled and then enabled, or under other circumstances, and need not be persistent.

**Network:** This MUST be the 4-byte IPX network number in hexadecimal (8 hexadecimal digits).

### 2.2.1.2.103 SERVICES\_TABLE\_INDEX

The **SERVICES\_TABLE\_INDEX** structure MAY<93> be used to specify the index within the services table. It is used in IPX\_MIB\_INDEX (section 2.2.1.2.105).

```
typedef struct _SERVICES_TABLE_INDEX {
    USHORT ServiceType;
    UCHAR ServiceName[48];
} SERVICES_TABLE_INDEX,
*PSERVICES_TABLE_INDEX;
```

**ServiceType:** The type of service (for example: file server, print server, or application server). Commonly used types are described in the following table.

Service type (hexadecimal)	Server
0x00	Unknown
0x00 — 0x04	NetWare file server
0x00 — 0x07	NetWare print server



Service type (hexadecimal)	Server
0x06 — 0x40	Microsoft RPC server
0xFF	General SAP request

**ServiceName:** The name of the server hosting the service.

#### 2.2.1.2.104 STATIC\_SERVICES\_TABLE\_INDEX

The **STATIC\_SERVICES\_TABLE\_INDEX** structure MAY<94> be used to specify the index within the static services table. It is used in IPX\_MIB\_INDEX (section 2.2.1.2.105).

```
typedef struct _STATIC_SERVICES_TABLE_INDEX {
    ULONG InterfaceIndex;
    USHORT ServiceType;
    UCHAR ServiceName[48];
} STATIC_SERVICES_TABLE_INDEX;
*PSTATIC_SERVICES_TABLE_INDEX;
```

**InterfaceIndex:** The local index value for the network interface. This index value MAY change when a network adapter is disabled and then enabled, or under other circumstances, and need not be persistent.

**ServiceType:** The type of service (for example: file server, print server, or application server). Commonly used types are described in the following table.

Service Type (Hexadecimal)	Server
0x00	Unknown
0x00 — 0x04	NetWare File Server
0x00 — 0x07	NetWare Print Server
0x06 — 0x40	Microsoft RPC Server
0xFF	General SAP Request

**ServiceName:** The name of the server hosting the service.

#### 2.2.1.2.105 IPX\_MIB\_INDEX

The **IPX\_MIB\_INDEX** union MAY<95> be used in the IPX\_MIB\_GET\_INPUT\_DATA (section 2.2.1.2.106) structure to specify the MIB index for which the query is made.

```
typedef union _IPX_MIB_INDEX {
    IF_TABLE_INDEX InterfaceTableIndex;
    ROUTING_TABLE_INDEX RoutingTableIndex;
    STATIC_ROUTES_TABLE_INDEX StaticRoutesTableIndex;
    SERVICES_TABLE_INDEX ServicesTableIndex;
    STATIC_SERVICES_TABLE_INDEX StaticServicesTableIndex;
} IPX_MIB_INDEX;
*PIPX_MIB_INDEX;
```

**InterfaceTableIndex:** Gives the MIB index within the interface table, as specified in section 2.2.1.2.100.

**RoutingTableIndex:** Gives the MIB index within the routing table, as specified in section 2.2.1.2.101.

**StaticRoutesTableIndex:** Gives the MIB index within the static routes table, as specified in section 2.2.1.2.102.

**ServicesTableIndex:** Gives the MIB index within the services table, as specified in section 2.2.1.2.103.

**StaticServicesTableIndex:** Gives the MIB index within the static services table, as specified in section 2.2.1.2.104.

### 2.2.1.2.106 (Updated Section) IPX\_MIB\_GET\_INPUT\_DATA

The **IPX\_MIB\_GET\_INPUT\_DATA** structure MAY<96> be used to retrieve IPX MIB entries. This structure is used in the following methods:

- RMIBEntryGet (section 3.1.4.30)
- RMIBEntryGetFirst (section 3.1.4.31)
- RMIBEntryGetNext (section 3.1.4.32)

```
typedef struct _IPX_MIB_GET_INPUT_DATA {
    ULONG TableId;
    IPX_MIB_INDEX MibIndex;
} IPX_MIB_GET_INPUT_DATA,
*PIPX_MIB_GET_INPUT_DATA;
```

**TableId:** Specifies the type of table. Values MUST be one of the following [values](#).

Value	Meaning
IPX_BASE_ENTRY 0x00000000	IPX base. See IPXMIB_BASE (section 2.2.1.2.107).
IPX_INTERFACE_TABLE 0x00000001	IPX interface table. See IPX_INTERFACE (section 2.2.1.2.109).
IPX_DEST_TABLE 0x00000002	IPX destination table. See IPX_ROUTE (section 2.2.1.2.110).
IPX_SERV_TABLE 0x00000004	IPX service table. See IPX_SERVICE (section 2.2.1.2.121).
IPX_STATIC_SERV_TABLE 0x00000005	IPX static service table. See IPX_STATIC_SERVICE_INFO (section 2.2.1.2.95).

**MibIndex:** Specifies the MIB index for the query. See section 2.2.1.2.105.

### 2.2.1.2.107 IPXMIB\_BASE

The **IPXMIB\_BASE** structure MAY<97> be used to contain basic information about the IPX protocol. This structure is returned as part of the following methods:

- RMIBEntryGet (section 3.1.4.30)
- RMIBEntryGetFirst (section 3.1.4.31)

- RMIBEntryGetNext (section 3.1.4.32)

```
typedef struct _IPXMIB_BASE {
    ULONG OperState;
    UCHAR PrimaryNetNumber[4];
    UCHAR Node[6];
    UCHAR SysName[48];
    ULONG MaxPathSplits;
    ULONG IfCount;
    ULONG DestCount;
    ULONG ServCount;
} IPXMIB_BASE,
*PIPXMIB_BASE;
```

**OperState:** The operational status of the interface. This member can be one of the following values.

Value	Meaning
OPER_STATE_DOWN 0x00000001	Nonoperational.
OPER_STATE_UP 0x00000002	Operational and can pass packets.
OPER_STATE_SLEEPING 0x00000003	Operational but has to connect to pass packets.

**PrimaryNetNumber:** Every IPX WAN router has a "primary network number". This is an IPX network number unique to the entire internet. This number will be a permanently assigned network number for the router.

A 32-bit number assigned by a network administrator; set to 0 on the local network.

**Node:** A 48-bit number that identifies the LAN hardware address. If the node number is FFFF FFFF FFFF, it means broadcast. If the node number is 0000 0000 0001, that means it is the server.

**SysName:** An administratively assigned name for this managed node. By convention, this is the node's fully qualified domain name.

**MaxPathSplits:** The maximum number of path splits implies the number of network interface boards in the server that are connected to the network or the number of ports in the server that are connected to a switch. The highest possible number is 8.

**IfCount:** Indicates the number of available interfaces.

**DestCount:** This value indicates the maximum destinations (networks) that the user expects the router to learn. This is used to pre-allocate table sizes for network tables. Changing this value can greatly affect the memory used by the IPX, but it can also speed learning times.

**ServCount:** This value indicates the maximum services that the user expects the router to learn. This is used to pre-allocate table sizes for service tables. Changing this value can greatly affect the memory used by the IPX, but it can also speed learning times.

### 2.2.1.2.108 IPX\_IF\_STATS

The **IPX\_IF\_STATS** structure MAY<98> be used to gather the IPX interface statistics. This structure is returned as part of the following methods:

- RMIBEntryGet (section 3.1.4.30)

- RMIBEntryGetFirst (section 3.1.4.31)
- RMIBEntryGetNext (section 3.1.4.32)

```
typedef struct _IPX_IF_STATS {
    ULONG IfOperState;
    ULONG MaxPacketSize;
    ULONG InHdrErrors;
    ULONG InFiltered;
    ULONG InNoRoutes;
    ULONG InDiscards;
    ULONG InDelivers;
    ULONG OutFiltered;
    ULONG OutDiscards;
    ULONG OutDelivers;
    ULONG NetbiosReceived;
    ULONG NetbiosSent;
} IPX_IF_STATS,
*PIPX_IF_STATS;
```

**IfOperState:** The operational status of the interface. This member can be one of the following values.

Value	Meaning
OPER_STATE_DOWN 0x00000001	Nonoperational.
OPER_STATE_UP 0x00000002	Operational and can pass packets.
OPER_STATE_SLEEPING 0x00000003	Operational but has to connect to pass packets.

**MaxPacketSize:** The size of the MAX size packet received on the interface.

**InHdrErrors:** The number of packets received with header errors.

**InFiltered:** The number of incoming packets filtered.

**InNoRoutes:** The number of packets received with no matching routes.

**InDiscards:** The number of incoming packets discarded.

**InDelivers:** The number of incoming packets delivered.

**OutFiltered:** The number of outgoing packets filtered.

**OutDiscards:** The number of outgoing packets discarded.

**OutDelivers:** The number of outgoing packets delivered.

**NetbiosReceived:** The number of NetBIOS packets received.

**NetbiosSent:** The number of NetBIOS packets sent.

### 2.2.1.2.109 (Updated Section) IPX\_INTERFACE

The **IPX\_INTERFACE** structure MAY<99> be used to describe the MIB Row for **IPX\_INTERFACE\_TABLE**. This structure is returned as part of the following methods:

- RMIBEntryGet (section 3.1.4.30)

- RMIBEntryGetFirst (section 3.1.4.31)
- RMIBEntryGetNext (section 3.1.4.32)

```
typedef struct _IPX_INTERFACE {
    ULONG InterfaceIndex;
    ULONG AdministratorState;
    ULONG AdapterIndex;
    UCHAR InterfaceName[48];
    ULONG InterfaceType;
    ULONG MediaType;
    UCHAR NetNumber[4];
    UCHAR MacAddress[6];
    ULONG Delay;
    ULONG Throughput;
    ULONG NetbiosAccept;
    ULONG NetbiosDeliver;
    ULONG EnableIpxWanNegotiation;
    IPX_IF_STATS IfStats;
} IPX_INTERFACE,
*PIPX_INTERFACE;
```

**InterfaceIndex:** The local index value for the network interface. This index value MAY change when a network adapter is disabled and then enabled, or under other circumstances, and need not be persistent.

**AdministratorState:** This MUST be set to the desired state of the interface. A value of 0x00000001 disables the interface and a value of 0x00000002 enables the interface.

**AdapterIndex:** The interface index associated with the network adapter.

**InterfaceName:** A null-terminated Unicode string that contains the name of the adapter.

**InterfaceType:** The type of the interface. The type MUST be one of the following [values](#).

Value	Meaning
IF_TYPE_OTHER 0x00000001	Other
IF_TYPE_LAN 0x00000002	LAN
IF_TYPE_WAN_ROUTER 0x00000003	WAN router
IF_TYPE_WAN_WORKSTATION 0x00000004	Remote workstation dialing in
IF_TYPE_INTERNAL 0x00000005	Internal (virtual) interface
IF_TYPE_PERSONAL_WAN_ROUTER 0x00000006	Personal WAN router
IF_TYPE_ROUTER_WORKSTATION_DIALOUT 0x00000007	Local workstation dialing out
IF_TYPE_STANDALONE_WORKSTATION_DIALOUT 0x00000008	Stand-alone workstation dialing out

**MediaType:** The type of media. This MUST one of the following values.

Value	Meaning
NdisMedium802_3 0x00000000	An Ethernet (802.3) network.
NdisMedium802_5 0x00000001	A Token Ring (802.5) network.
NdisMediumFddi 0x00000002	A Fiber Distributed Data Interface (FDDI) network.
NdisMediumWan 0x00000003	A wide area network (WAN). This type covers various forms of point-to-point and WAN NICs and variant address/header formats that MUST be negotiated between the protocol driver and the underlying driver after the binding is established.
NdisMediumLocalTalk 0x00000004	A LocalTalk network.
NdisMediumDix 0x00000005	An Ethernet network for which the drivers use the DIX Ethernet header format.
NdisMediumArcnetRaw 0x00000006	An ARCNET network.
NdisMediumArcnet878_2 0x00000007	An ARCNET (878.2) network.
NdisMediumAtm 0x00000008	An ATM network. Connection-oriented client protocol drivers can bind themselves to an underlying miniport driver that returns this value. Otherwise, legacy protocol drivers bind themselves to the system-supplied LanE intermediate driver, which reports its medium type as either NdisMedium802_3 or NdisMedium802_5, depending on how the network administrator configures the LanE driver.
NdisMediumWirelessWan 0x00000009	A wireless network. NDIS 5.x miniport drivers that support wireless LAN (WLAN) or wireless WAN (WWAN) packets declare their medium as NdisMedium802_3 and emulate Ethernet to higher-level NDIS drivers.<100>
NdisMediumIrda 0x0000000A	An infrared (IrDA) network.
NdisMediumBpc 0x0000000B	A broadcast computer network.
NdisMediumCoWan 0x0000000C	A wide area network (WAN) in a connection-oriented environment.
NdisMedium1394 0x0000000D	An IEEE 1394 (FireWire) network.
NdisMediumInfiniBand 0x0000000E	An InfiniBand network.
NdisMediumTunnel 0x0000000F	A tunnel network.
NdisMediumNative802_11	A native IEEE 802.11 network.

Value	Meaning
0x00000010	
NdisMediumLoopback 0x00000011	An NDIS loopback network.

**NetNumber:** The IPX network number that is matched to the destination network number in a packet's IPX header.

**MacAddress:** The destination MAC address of the IPX packet when it is forwarded to the next hop. For directly attached networks, the Forwarding MAC Address field is blank.

**Delay:** Link delay indicated in milliseconds.

**Throughput:** Throughput of the interface indicated in bits per second.

**NetbiosAccept:** This MUST be set to 0x00000001 for the interface to accept NetBIOS broadcast packets.

**NetbiosDeliver:** This MUST be set to 0x00000000 on the WAN interface and 0x00000001 on the LAN interface.

**EnableIpxWanNegotiation:** A value of 0x00000001 disables the WAN negotiation, and a value of 0x00000002 enables the WAN negotiation.

**IfStats:** The interface statistics. See IPX\_IF\_STATS (section 2.2.1.2.108).

### 2.2.1.2.110 (Updated Section) IPX\_ROUTE

The **IPX\_ROUTE** structure MAY<101> be used to specify the details for an IPX route in the RRAS server.

```
typedef struct _IPX_ROUTE {
    ULONG InterfaceIndex;
    ULONG Protocol;
    UCHAR Network[4];
    USHORT TickCount;
    USHORT HopCount;
    UCHAR NextHopMacAddress[6];
    ULONG Flags;
} IPX_ROUTE,
*PIPX_ROUTE;
```

**InterfaceIndex:** The local index value for the network interface. This index value MAY change when a network adapter is disabled and then enabled, or under other circumstances, and need not be persistent.

**Protocol:** The protocol that added the route. The value MUST be one of the following [values](#).

Value	Meaning
IPX_PROTOCOL_LOCAL 0x00000000	Local route
IPX_PROTOCOL_STATIC 0x00000001	Static route
IPX_PROTOCOL_RIP	Added by RIP

Value	Meaning
0x00000002	
IPX_PROTOCOL_NLSP 0x00000004	Added by NLSP

**Network:** This MUST be the 4-byte IPX network number in hexadecimal (8 hexadecimal digits).

**TickCount:** The number of ticks it takes to reach the destination network where one tick is approximately 1/18 of a second. This estimate is based on ongoing RIP requests and replies and is determined by the transmission speed of network segments. LAN links are typically one tick, and WAN links, such as a T1 link, are usually six or seven ticks. The tick count is an estimated, not precise, measurement of the delay.

**HopCount:** This MUST be the number of routers to be traversed to get to the network number.

**NextHopMacAddress:** This MUST be the 6-byte MAC address of the next hop in hexadecimal (12 hexadecimal digits).

**Flags:** Indicates the type of route being added. It MUST be one of the following [values](#).

Value	Meaning
GLOBAL_WAN_ROUTE 0x00000001	Global route.
DO_NOT_ADVERTISE_ROUTE 0x00000002	This route is not advertised.

### 2.2.1.2.111 IPX\_MIB\_ROW

The **IPX\_MIB\_ROW** union MAY<102> be used to contain information about the IPX interface, route, and service.

```
typedef union _IPX_MIB_ROW {
    IPX_INTERFACE Interface;
    IPX_ROUTE Route;
    IPX_SERVICE Service;
} IPX_MIB_ROW,
*PIPX_MIB_ROW;
```

**Interface:** The IPX\_INTERFACE (section 2.2.1.2.109) structure.

**Route:** The IPX\_ROUTE (section 2.2.1.2.110) structure.

**Service:** The IPX\_SERVICE (section 2.2.1.2.121) structure.

### 2.2.1.2.112 IPX\_MIB\_SET\_INPUT\_DATA

The **IPX\_MIB\_SET\_INPUT\_DATA** structure MAY<103> be used in RMIBEntrySet (section 3.1.4.29) method.

```
typedef struct _IPX_MIB_SET_INPUT_DATA {
    ULONG TableId;
    IPX_MIB_ROW MibRow;
```



```

} IPX_MIB_SET_INPUT_DATA,
*PIPX_MIB_SET_INPUT_DATA;

```

**TableId:** Specifies the type of tables. It MUST be one of the following values.

Value	Meaning
0x00000000	IPX_BASE_ENTRY
0x00000001	IPX_INTERFACE_TABLE
0x00000002	IPX_DEST_TABLE
0x00000003	IPX_STATIC_ROUTE_TABLE
0x00000004	IPX_SERV_TABLE
0x00000005	IPX_STATIC_SERV_TABLE

**MibRow:** An IPX\_MIB\_ROW (section 2.2.1.2.111) structure.

### 2.2.1.2.113 SAP\_SERVICE\_FILTER\_INFO

The **SAP\_SERVICE\_FILTER\_INFO** structure MAY<104> be used in the structure SAP\_IF\_FILTERS (section 2.2.1.2.114).

```

typedef struct _SAP_SERVICE_FILTER_INFO {
    union {
        USHORT ServiceType;
        ULONG ServiceType_align;
    };
    UCHAR ServiceName[48];
} SAP_SERVICE_FILTER_INFO,
*PSAP_SERVICE_FILTER_INFO;

```

**ServiceType:** A field that indicates the type of the service. Service types are assigned uniquely by Novell, Inc. Some commonly defined SAP service types are listed in the following table.

Service type (hexadecimal)	Server
0x00	Unknown
0x00 — 0x04	NetWare file server
0x00 — 0x07	NetWare print server
0x06 — 0x40	Microsoft RPC server
0xFF	General SAP request

**ServiceType\_align:** Ensures alignment.

**ServiceName:** Stores the name of the server advertising the service. The combination of server name and service type uniquely identifies a service on an IPX internetwork. Server names that are fewer than 48 bytes are terminated with the ASCII NULL character.

### 2.2.1.2.114 SAP\_IF\_FILTERS

The **SAP\_IF\_FILTERS** structure MAY<105> be used to contain information about the SAP interface filters.

```
typedef struct _SAP_IF_FILTERS {
    ULONG SupplyFilterAction;
    ULONG SupplyFilterCount;
    ULONG ListenFilterAction;
    ULONG ListenFilterCount;
    SAP_SERVICE_FILTER_INFO ServiceFilter[1];
} SAP_IF_FILTERS,
*PSAP_IF_FILTERS;
```

**SupplyFilterAction:** This MUST be set to 0x00000001 to permit data and to 0x00000002 to deny data.

Value	Meaning
0x00000001	Permit data
0x00000002	Deny data

**SupplyFilterCount:** The count of supply filters.

**ListenFilterAction:** This MUST be set to 0x00000001 to permit data and to 0x00000002 to deny data.

Value	Meaning
0x00000001	Permit data
0x00000002	Deny data

**ListenFilterCount:** The count of listen filters.

**ServiceFilter:** This is a SAP\_SERVICE\_FILTER\_INFO (section 2.2.1.2.113).

### 2.2.1.2.115 SAP\_IF\_CONFIG

The **SAP\_IF\_CONFIG** structure MAY<106> be used to contain SAP InterfaceConfiguration Information. This structure MUST be used when the **InfoType** in RTR\_TO\_ENTRY (section 2.2.1.2.4) is 0x00020001.

```
typedef struct _SAP_IF_CONFIG {
    SAP_IF_INFO SapIfInfo;
    SAP_IF_FILTERS SapIfFilters;
} SAP_IF_CONFIG,
*PSAP_IF_CONFIG;
```

**SapIfInfo:** This MUST be a SAP\_IF\_INFO (section 2.2.1.2.122) structure.

**SapIfFilters:** This is a SAP\_IF\_FILTERS (section 2.2.1.2.114) structure.

### 2.2.1.2.116 SAP\_MIB\_BASE

The **SAP\_MIB\_BASE** structure MAY<107> be used to contain the operation status. This structure is returned as part of the following methods:

- RMIBEntryGet (section 3.1.4.30)

- RMIBEntryGetFirst (section 3.1.4.31)
- RMIBEntryGetNext (section 3.1.4.32)

```
typedef struct _SAP_MIB_BASE {
    ULONG SapOperState;
} SAP_MIB_BASE,
*PSAP_MIB_BASE;
```

**SapOperState:** Contains the operational status of the SAP. It MUST be one of the following values.

Value	Meaning
OPER_STATE_DOWN 0x00000001	Nonoperational.
OPER_STATE_UP 0x00000002	Operational and can pass packets.
OPER_STATE_SLEEPING 0x00000003	Sleeping.
OPER_STATE_STARTING 0x00000004	Starting the router.
OPER_STATE_STOPPING 0x00000005	Stopping the router.

### 2.2.1.2.117 SAP\_IF\_STATS

The **SAP\_IF\_STATS** structure MAY<108> be used to contain the SAP MIB Interface Table Entry. This structure is returned as part of the following methods:

- RMIBEntryGet (section 3.1.4.30)
- RMIBEntryGetFirst (section 3.1.4.31)
- RMIBEntryGetNext (section 3.1.4.32)

```
typedef struct _SAP_IF_STATS {
    ULONG SapIfOperState;
    ULONG SapIfInputPackets;
    ULONG SapIfOutputPackets;
} SAP_IF_STATS,
*PSAP_IF_STATS;
```

**SapIfOperState:** Indicates the operation status of the SAP on the interface. It MUST be one of the following values.

Value	Meaning
OPER_STATE_DOWN 0x00000001	Nonoperational.
OPER_STATE_UP	Operational and can pass packets.

Value	Meaning
0x00000002	
OPER_STATE_SLEEPING 0x00000003	Sleeping.

**SapIfInputPackets:** Counts the SAP input packets on the interface.

**SapIfOutputPackets:** Counts the SAP output packets on the interface.

### 2.2.1.2.118 (Updated Section) SAP\_INTERFACE

The **SAP\_INTERFACE** structure MAY<109> be used to contain information about an SAP interface. This structure is returned as part of the following methods:

- RMIBEntryGet (section 3.1.4.30)
- RMIBEntryGetFirst (section 3.1.4.31)
- RMIBEntryGetNext (section 3.1.4.32)

```
typedef struct _SAP_INTERFACE {
    ULONG InterfaceIndex;
    SAP_IF_INFO SapIfInfo;
    SAP_IF_STATS SapIfStats;
} SAP_INTERFACE,
*PSAP_INTERFACE;
```

**InterfaceIndex:** This MUST be the ~~interface~~ index of the interface.

**SapIfInfo:** This MUST be a SAP\_IF\_INFO (section 2.2.1.2.122) structure.

**SapIfStats:** This MUST be a SAP\_IF\_STATS (section 2.2.1.2.117) structure.

### 2.2.1.2.119 SAP\_MIB\_GET\_INPUT\_DATA

The **SAP\_MIB\_GET\_INPUT\_DATA** structure MAY<110> be used to retrieve the SAP MIB information. This structure is used in the following methods to retrieve the MIB information of the **TableId** and specified **InterfaceIndex**:

- RMIBEntryGet (section 3.1.4.30)
- RMIBEntryGetFirst (section 3.1.4.31)
- RMIBEntryGetNext (section 3.1.4.32)

```
typedef struct _SAP_MIB_GET_INPUT_DATA {
    ULONG TableId;
    ULONG InterfaceIndex;
} SAP_MIB_GET_INPUT_DATA,
*PSAP_MIB_GET_INPUT_DATA;
```

**TableId:** This MUST be set to 0x00000000 if the table refers to SAP\_MIB\_BASE (section 2.2.1.2.116) or MUST be set to 0x00000001 if the table refers to SAP\_INTERFACE (section 2.2.1.2.118).

**InterfaceIndex:** MUST be the interface index of the interface.

### 2.2.1.2.120 SAP\_MIB\_SET\_INPUT\_DATA

The **SAP\_MIB\_SET\_INPUT\_DATA** structure MAY<111> be used in the RMIBEntrySet (section 3.1.4.29) method to set information corresponding to the **TableId** and the **SapInterface**.

```
typedef struct _SAP_MIB_SET_INPUT_DATA {
    ULONG TableId;
    SAP_INTERFACE SapInterface;
} SAP_MIB_SET_INPUT_DATA,
*PSAP_MIB_SET_INPUT_DATA;
```

**TableId:** This MUST be set to 0x00000001.

**SapInterface:** This MUST be a SAP\_INTERFACE (section 2.2.1.2.118) structure.

### 2.2.1.2.121 IPX\_SERVICE

The **IPX\_SERVICE** structure MAY<112> be used to contain information about the IPX service and is part of the IPX\_MIB\_ROW (section 2.2.1.2.111) structure.

```
typedef struct _IPX_SERVICE {
    ULONG InterfaceIndex;
    ULONG Protocol;
    IPX_SERVER_ENTRY Server;
} IPX_SERVICE,
*PIPX_SERVICE;
```

**InterfaceIndex:** This MUST be the interface index.

**Protocol:** This MUST be the protocol from which knowledge of the service was obtained.

**Server:** This MUST be an IPX\_SERVER\_ENTRY (section 2.2.1.2.95) structure.

### 2.2.1.2.122 SAP\_IF\_INFO

The **SAP\_IF\_INFO** structure MAY<113> be used to contain information about the SAP interface. This structure is returned as part of the following methods:

- RMIBEntryGet (section 3.1.4.30)
- RMIBEntryGetFirst (section 3.1.4.31)
- RMIBEntryGetNext (section 3.1.4.32)

```
typedef struct _SAP_IF_INFO {
    ULONG AdminState;
    ULONG UpdateMode;
    ULONG PacketType;
    ULONG Supply;
    ULONG Listen;
    ULONG GetNearestServerReply;
    ULONG PeriodicUpdateInterval;
    ULONG AgeIntervalMultiplier;
} SAP_IF_INFO,
*PSAP_IF_INFO;
```

**AdminState:** This MUST be the desired state of the interface. A value of 0x00000001 disables the SAP on the interface, and a value of 0x00000002 enables the SAP on the interface.

**UpdateMode:** This MUST be the SAP update mechanism used on the interface.

**PacketType:** This MUST be the SAP packet type used on this interface.

**Supply:** This MUST be set to a value of 0x00000001 to disable sending SAP updates on this interface and to a value of 0x00000002 to enable.

**Listen:** This MUST be set to a value of 0x00000001 to disable listening to SAP updates on this interface and to a value of 0x00000002 to enable.

**GetNearestServerReply:** Set to a value of 0x00000001 to disable GetNearestServer and to a value of 0x00000002 to enable.

**PeriodicUpdateInterval:** This MUST be the interval, in seconds, at which the information is periodically updated. The default value is 60.

**AgeIntervalMultiplier:** Each time a periodic update is done at the server, **PeriodicUpdateInterval** is multiplied by **AgeIntervalMultiplier**. The default value is 3.

### 2.2.1.2.123 RIPMIB\_BASE

The **RIPMIB\_BASE** structure contains information about the RIP MIB base. This structure is returned as part of the following methods:

- RMIBEntryGet (section 3.1.4.30)
- RMIBEntryGetFirst (section 3.1.4.31)
- RMIBEntryGetNext (section 3.1.4.32)

```
typedef struct _RIPMIB_BASE {  
    ULONG RIPOperState;  
} RIPMIB_BASE,  
*PRIPMIB_BASE;
```

**RIPOperState:** RIPOperState MUST be one of the following values.

Value	Meaning
OPER_STATE_DOWN 0x00000001	Nonoperational
OPER_STATE_UP 0x00000002	Operational and can pass packets
OPER_STATE_SLEEPING 0x00000003	Sleeping
OPER_STATE_STARTING 0x00000004	Starting the router
OPER_STATE_STOPPING 0x00000005	Stopping the router

### 2.2.1.2.124 RIP\_IF\_STATS

The **RIP\_IF\_STATS** structure contains the RIP interface statistics. This structure is returned as part of the following methods:

- RMIBEntryGet (section 3.1.4.30)
- RMIBEntryGetFirst (section 3.1.4.31)
- RMIBEntryGetNext (section 3.1.4.32)

```
typedef struct _RIP_IF_STATS {
    ULONG RipIfOperState;
    ULONG RipIfInputPackets;
    ULONG RipIfOutputPackets;
} RIP_IF_STATS,
*PRIP_IF_STATS;
```

**RipIfOperState:** This MUST be one of the following values.

Value	Meaning
OPER_STATE_DOWN 0x00000001	Nonoperational
OPER_STATE_UP 0x00000002	Operational and can pass packets
OPER_STATE_SLEEPING 0x00000003	Sleeping

**RipIfInputPackets:** The count of the RIP interface input packets.

**RipIfOutputPackets:** The count of the RIP interface output packets.

### 2.2.1.2.125 RIP\_INTERFACE

The **RIP\_INTERFACE** structure contains information about a specific RIP interface. This structure is returned as part of the following methods:

- RMIBEntryGet (section 3.1.4.30)
- RMIBEntryGetFirst (section 3.1.4.31)
- RMIBEntryGetNext (section 3.1.4.32)

```
typedef struct _RIP_INTERFACE {
    ULONG InterfaceIndex;
    RIP_IF_INFO RipIfInfo;
    RIP_IF_STATS RipIfStats;
} RIP_INTERFACE,
*PRIP_INTERFACE;
```

**InterfaceIndex:** This MUST be the interface index of the interface.

**RipIfInfo:** This MUST be the RIP\_IF\_INFO (section 2.2.1.2.205) structure.

**RipIfStats:** This MUST be the RIP\_IF\_STATS (section 2.2.1.2.124) structure.

### 2.2.1.2.126 RIP\_MIB\_GET\_INPUT\_DATA

The **RIP\_MIB\_GET\_INPUT\_DATA** structure MAY<114> be used to retrieve information from the IPX RIP MIB.

```

typedef struct _RIP_MIB_GET_INPUT_DATA {
    ULONG TableId;
    ULONG InterfaceIndex;
} RIP_MIB_GET_INPUT_DATA,
*PRIP_MIB_GET_INPUT_DATA;

```

**TableId:** This MUST contain 0x00000000 if the table refers to RIPMIB\_BASE (section 2.2.1.2.123) or it MUST contain 0x00000001 if the table refers to RIP\_INTERFACE (section 2.2.1.2.125).

**InterfaceIndex:** The interface index.

### 2.2.1.2.127 RIP\_MIB\_SET\_INPUT\_DATA

The **RIP\_MIB\_SET\_INPUT\_DATA** structure MAY<115> be used to set information in the IPX RIP MIB.

```

typedef struct _RIP_MIB_SET_INPUT_DATA {
    ULONG TableId;
    RIP_INTERFACE RipInterface;
} RIP_MIB_SET_INPUT_DATA,
*PRIP_MIB_SET_INPUT_DATA;

```

**TableId:** This MUST contain 0x00000000 if the table refers to RIPMIB\_BASE (section 2.2.1.2.123) or it MUST contain 0x00000001 if the table refers to RIP\_INTERFACE (section 2.2.1.2.125).

**RipInterface:** This MUST be the **RIP\_INTERFACE** structure.

### 2.2.1.2.128 EAPTLS\_HASH

The **EAPTLS\_HASH** structure contains the certificate hash.

```

typedef struct _EAPTLS_HASH {
    DWORD cbHash;
    BYTE pbHash[20];
} EAPTLS_HASH;

```

**cbHash:** This MUST contain the number of bytes in the hash.

**pbHash:** This MUST contain the hash of the certificate.

### 2.2.1.2.129 (Updated Section) EAPTLS\_USER\_PROPERTIES

The **EAPTLS\_USER\_PROPERTIES** structure is used to store the EAP Transport Layer Security (TLS) user properties.

0	1	2	3	4	5	6	7	8	9	0	1	2	3	4	5	6	7	8	9	0	1	2	3	4	5	6	7	8	9	0	1
reserved																															
dwVersion																															
dwSize																															
fFlags																															



Hash (24 bytes)	
...	
...	
pwszDiffUser	
dwPinOffset	
pwszPin	
usLength	usMaximumLength
ucSeed	awszString (variable)
...	

**reserved (4 bytes):** This MUST be 0x00000000.

**dwVersion (4 bytes):** This MUST be 0x00000001.

**dwSize (4 bytes):** This MUST be the number of bytes in this structure.

**fFlags (4 bytes):** Unused; it MUST be set to 0x00000000.

**Hash (24 bytes):** An EAPTLS\_HASH (section 2.2.1.2.128) structure that MUST contain the hash for the user certificate.

**pwszDiffUser (4 bytes):** Pointer to a null-terminated Unicode string that contains the EAP identity to send. The string SHOULD be stored starting at **awszString**.

**dwPinOffset (4 bytes):** Offset from the end of this structure to where the PIN is stored. This SHOULD be set to sizeof(pwszDiffUser).

**pwszPin (4 bytes):** Pointer to a null-terminated Unicode string that contains the smart card PIN.

**usLength (2 bytes):** Unused; it MUST be set to zero. (0).

**usMaximumLength (2 bytes):** Unused; it MUST be set to zero. (0).

**ucSeed (1 byte):** Unused; it MUST be set to zero. (0).

**awszString (variable):** Storage for **pwszDiffUser** and **pwszPin**.

### 2.2.1.2.130 MPRAPI\_OBJECT\_HEADER\_IDL

The **MPRAPI\_OBJECT\_HEADER\_IDL** structure SHOULD<116> define the version of the structure that needs to be used by the following methods and structures:

- RRasAdminConnectionEnumEx (section 3.1.4.46)
- RRasAdminConnectionGetInfoEx (section 3.1.4.47)
- RAS\_CONNECTION\_EX\_1\_IDL (section 2.2.1.2.134)
- MPR\_SERVER\_EX\_1 (section 2.2.1.2.143)

- MPR\_SERVER\_SET\_CONFIG\_EX\_1 (section 2.2.1.2.146)
- RAS\_UPDATE\_CONNECTION\_1\_IDL (section 2.2.1.2.148)
- MPR\_SERVER\_SET\_CONFIG\_EX\_2 (section 2.2.1.2.241)
- MPR\_SERVER\_EX\_2 (section 2.2.1.2.242)
- MPR\_IF\_CUSTOMINFOEX\_0 (section 2.2.1.2.244)
- MPR\_SERVER\_SET\_CONFIG\_EX\_3 (section 2.2.1.2.250)
- MPR\_SERVER\_EX\_3 (section 2.2.1.2.251)
- MPR\_IF\_CUSTOMINFOEX\_1 (section 2.2.1.2.269)

```
typedef struct _MPRAPI_OBJECT_HEADER_IDL {
    UCHAR revision;
    UCHAR type;
    USHORT size;
} MPRAPI_OBJECT_HEADER_IDL,
 *PMPRAPI_OBJECT_HEADER_IDL;
```

**revision:** This represents the version of the structure that is being used depending on the numeric value in the **type** field. The following values are supported.

Value	Meaning
MPRAPI_RAS_CONNECTION_OBJECT_REVISION_1 0x01	Represents revision 1 of the structure RAS_CONNECTION_EX_1_IDL (section 2.2.1.2.134) if <b>type</b> is 0x01.
MPRAPI_MPR_SERVER_SET_CONFIG_OBJECT_REVISION_1 0x01	Represents revision 1 of the structure MPR_SERVER_SET_CONFIG_EX_1 (section 2.2.1.2.146) if <b>type</b> is 0x03.
MPRAPI_MPR_SERVER_SET_CONFIG_OBJECT_REVISION_2 0x02	Represents revision 2 of the structure MPR_SERVER_SET_CONFIG_EX_2 (section 2.2.1.2.241) if <b>type</b> is 0x03.
MPRAPI_MPR_SERVER_SET_CONFIG_OBJECT_REVISION_3 0x03	Represents revision 3 of the structure MPR_SERVER_SET_CONFIG_EX_3 (section 2.2.1.2.250) if <b>type</b> is 0x03.
MPRAPI_MPR_SERVER_OBJECT_REVISION_1 0x01	Represents revision 1 of the structure MPR_SERVER_EX_1 (section 2.2.1.2.143) if <b>type</b> is 0x02.
MPRAPI_MPR_SERVER_OBJECT_REVISION_2 0x02	Represents revision 2 of the structure MPR_SERVER_EX_2 (section 2.2.1.2.242) if <b>type</b> is 0x02.
MPRAPI_MPR_SERVER_OBJECT_REVISION_3 0x03	Represents revision 3 of the structure MPR_SERVER_EX_3 (section 2.2.1.2.251) if <b>type</b> is 0x02.
MPRAPI_RAS_UPDATE_CONNECTION_OBJECT_REVISION_1 0x01	Represents revision 1 of the structure RAS_UPDATE_CONNECTION_1_IDL (section 2.2.1.2.148) if <b>type</b> is 0x05.
MPRAPI_MPR_IF_CUSTOM_CONFIG_OBJECT_REVISION_1 0x01	Represents revision 1 of the structure

Value	Meaning
N_1 0x01	MPR_IF_CUSTOMINFOEX_0 (section 2.2.1.2.244) if <b>type</b> is 0x06.
MPRAPI_MPR_IF_CUSTOM_CONFIG_OBJECT_REVISION_2 N_2 0x02	Represents revision 2 of the structure MPR_IF_CUSTOMINFOEX_1 (section 2.2.1.2.269) if <b>type</b> is 0x06.

**type:** The following represents the type of structure being used.

Value	Meaning
MPRAPI_OBJECT_TYPE_RAS_CONNECTION_OBJECT 0x01	Represents a RAS_CONNECTION_EX_IDL (section 2.2.1.2.135) structure.
MPRAPI_OBJECT_TYPE_MPR_SERVER_OBJECT 0x02	Represents an <b>MPR_SERVER_EX</b> structure (MPR_SERVER_EX_1 (section 2.2.1.2.143) structure or an MPR_SERVER_EX_2 (section 2.2.1.2.242)) based on the value of <b>revision</b> .
MPRAPI_OBJECT_TYPE_MPR_SERVER_SET_CONFIG_OBJECT 0x03	Represents an MPR_SERVER_SET_CONFIG_EX structure (an MPR_SERVER_SET_CONFIG_EX_1 or an MPR_SERVER_SET_CONFIG_EX_2 (section 2.2.1.2.241) structure based on the value of <b>revision</b> ).
MPRAPI_OBJECT_TYPE_UPDATE_CONNECTION_OBJECT 0x05	Represents a RAS_UPDATE_CONNECTION_1_IDL (section 2.2.1.2.148) structure.
MPRAPI_OBJECT_TYPE_IF_CUSTOM_CONFIG_OBJECT 0x06	Represents an MPR_IF_CUSTOMINFOEX_IDL (section 2.2.1.2.245) structure.

**size:** Size of the BLOB (structure) being passed based on the type and revision.

### 2.2.1.2.131 (Updated Section) PPP\_PROJECTION\_INFO\_1

The **PPP\_PROJECTION\_INFO\_1** structure<117> contains information obtained during the PPP negotiation for the PPP-based tunnels.

```
typedef struct _PPP_PROJECTION_INFO_1{
    DWORD dwIPv4NegotiationError;
    WCHAR wszAddress[16];
    WCHAR wszRemoteAddress[16];
    DWORD dwIPv4Options;
    DWORD dwIPv4RemoteOptions;
    ULONG64 IPv4SubInterfaceIndex;
    DWORD dwIPv6NegotiationError;
    UCHAR bInterfaceIdentifier[8];
    UCHAR bRemoteInterfaceIdentifier[8];
    UCHAR bPrefix[8];
    DWORD dwPrefixLength;
    ULONG64 IPv6SubInterfaceIndex;
    DWORD dwLcpError;
    DWORD dwAuthenticationProtocol;
    DWORD dwAuthenticationData;
    DWORD dwRemoteAuthenticationProtocol;
    DWORD dwRemoteAuthenticationData;
    DWORD dwLcpTerminateReason;
    DWORD dwLcpRemoteTerminateReason;
}
```

```

DWORD dwLcpOptions;
DWORD dwLcpRemoteOptions;
DWORD dwEapTypeId;
DWORD dwRemoteEapTypeId;
DWORD dwCcpError;
DWORD dwCompressionAlgorithm;
DWORD dwCcpOptions;
DWORD dwRemoteCompressionAlgorithm;
DWORD dwCcpRemoteOptions;
} PPP_PROJECTION_INFO_1;
*PPPP_PROJECTION_INFO_1;

```

**dwIPv4NegotiationError:** Same as **dwError** in PPP\_IPCP\_INFO (section 2.2.1.2.66).

**wszAddress:** Same as **wszAddress** in PPP\_IPCP\_INFO.

**wszRemoteAddress:** Same as **wszRemoteAddress** in PPP\_IPCP\_INFO.

**dwIPv4Options:** Same as **dwOptions** in PPP\_IPCP\_INFO.

**dwIPv4RemoteOptions:** Same as **dwIPv4Options**.

**IPv4SubInterfaceIndex:** Specifies the index of the subinterface corresponding to the connection on the server.

**dwIPv6NegotiationError:** Specifies the result of PPP\_IPv6. Network control protocol negotiation. A value of zero (0) indicates that either IPv6 was not negotiated or Ipv6 has been negotiated successfully. A nonzero value indicates failure, and is the actual fatal error that occurred during the control protocol.

**bInterfaceIdentifier:** If **dwIPv6NegotiationError** is zero (0) and IPv6 was negotiated, this MUST be the 64-bit interface identifier of the IPv6 address of the server interface. If **dwIPv6NegotiationError** is zero, a value of zero for this indicates that IPv6 was not negotiated. It MUST be zero when **dwIPv6NegotiationError** is nonzero.

**bRemoteInterfaceIdentifier:** If **dwIPv6NegotiationError** is zero (0) and IPv6 was negotiated, this MUST be the 64-bit interface identifier of the IPv6 address of the client interface. If **dwIPv6NegotiationError** is zero, a value of zero for this indicates that IPv6 was not negotiated. It MUST be zero when **dwIPv6NegotiationError** is nonzero.

**bPrefix:** Specifies the prefix of the IPv6 address of the client interface.

**dwPrefixLength:** The length, in bits, of the address prefix.

**IPv6SubInterfaceIndex:** Specifies the index of the subInterface corresponding to the connection on the server.

**dwLcpError:** Specifies the error that occurred if the PPP negotiation was unsuccessful and it MUST be one of the following values.

Value	Meaning
ERROR_NO_LOCAL_ENCRYPTION 0x000002E5	The local computer does not support the required data encryption type.
ERROR_NO_REMOTE_ENCRYPTION 0x000002E6	The remote computer does not support the required data encryption type.
ERROR_CHANGING_PASSWORD 0x000002C5	There was an error changing the password on the domain. The password might have been too short or might have matched a previously used password.

Value	Meaning
ERROR_PPP_NO_PROTOCOLS_CONFIGURED 0x000002D0	The PPP controlled protocols were not configured.
ERROR_AUTHENTICATION_FAILURE 0x000002B3	The connection was denied because the user name or password specified is not valid or because the selected authentication protocol is not permitted on the remote server.
ERROR_MORE_DATA 0x000000EA	More data is available.
ERROR_PROTOCOL_NOT_CONFIGURED 0x000002DC	The received control protocol of the PPP is not configured.
ERROR_AUTH_INTERNAL 0x00000285	There was an internal error while processing authentication.
ERROR_NO_DIALIN_PERMISSION 0x00000289	The user does not have permission to dial in.
ERROR_SERVER_POLICY 0x0000032C	The connection was prevented because of a policy configured on the RRAS.
ERROR_PEER_REFUSED_AUTH 0x00000397	The connection could not be established because the authentication protocol used by the RRAS to verify user name and password could not be matched with the one proposed by the client.
ERROR_UNKNOWN_FRAMED_PROTOCOL 0x0000031A	The Framed Protocol RADIUS [RFC2865] attribute for this client is not PPP.
ERROR_WRONG_TUNNEL_TYPE 0x0000031B	The Tunnel Type RADIUS [RFC2865] attribute for this user is not correct.
ERROR_UNKNOWN_SERVICE_TYPE 0x0000031C	The Service Type RADIUS [RFC2865] attribute for this user is neither Framed nor callback Framed.
ERROR_RESTRICTED_LOGON_HOURS 0x00000286	The user is not permitted to log on at this time of day.
ERROR_ACCT_DISABLED 0x00000287	The account is disabled.
ERROR_PASSWD_EXPIRED 0x00000288	The password for this account has expired.
ERROR_ILL_FORMED_PASSWORD 0x0000052C	Unable to update the password. The value provided for the new password contains values that are not allowed in passwords.

**dwAuthenticationProtocol:** The same as **dwAuthenticatedProtocol** in **PPP\_LCP\_INFO**.

**dwAuthenticationData:** The same as **dwAuthenticatedData** in **PPP\_LCP\_INFO**.

**dwRemoteAuthenticationProtocol:** Specifies the authentication protocol used to authenticate the remote computer. This will be different from **dwAuthenticationProtocol** in the case of demand-dial if the authentication protocol used by the two ends are different. See the **dwAuthenticationProtocol** member for a list of possible values.

**dwRemoteAuthenticationData:** Specifies additional information about the authentication protocol specified by *dwRemoteAuthenticationProtocol*. This will be different from **dwAuthenticationData** in the case of demand-dial if the authentication protocol used by the two ends are different. See the **dwAuthenticationData** member for a list of possible values.

**dwLcpTerminateReason:** Specifies the reason the connection was terminated by the local computer. This member always has a value of zero (0).

**dwLcpRemoteTerminateReason:** Specifies the reason the connection was terminated by the remote computer. This member always has a value of zero (0).

**dwLcpOptions:** The same as **dwOptions** in **PPP\_LCP\_INFO**.

**dwLcpRemoteOptions:** Specifies information about the LCP options in use by the remote computer. See the **dwLcpOptions** member for a list of possible values.

**dwEapTypeId:** Specifies the type identifier of the EAP used to authenticate the local computer. The value of this member is valid only if **dwAuthenticationProtocol** is PPP\_LCP\_EAP. The valid values are defined in [IANA-EAP].

**dwRemoteEapTypeId:** MUST be zero (0). This value has no significance.

**dwCcpError:** Specifies an error if the negotiation is unsuccessful.

**dwCompressionAlgorithm:** The same as **dwCompressionAlgorithm** in **PPP\_LCP\_INFO**.

**dwCcpOptions:** The same as **dwCcpOptions** in **PPP\_LCP\_INFO**.

**dwRemoteCompressionAlgorithm:** Specifies the compression algorithm used by the remote computer. The values are the same as those for **dwCompressionAlgorithm**.

**dwCcpRemoteOptions:** Specifies the compression options on the remote computer. The following options are supported.

Value	Meaning
PPP_CCP_COMPRESSION 0x00000001	Compression without encryption.
PPP_CCP_HISTORYLESS 0x01000000	MPPE in stateless mode. The session key is changed after every packet. This mode improves performance on high-latency networks, or networks that experience significant packet loss.
PPP_CCP_ENCRYPTION40BITOLD 0x00000010	PPE using 40-bit keys.
PPP_CCP_ENCRYPTION40BIT 0x00000020	MPPE using 40-bit keys.
PPP_CCP_ENCRYPTION56BIT 0x00000080	MPPE using 56-bit keys.
PPP_CCP_ENCRYPTION128BIT 0x00000040	MPPE using 128-bit keys.
ERROR_PPP_NOT_CONVERGING 0x000002DC	The remote computer and RRAS could not converge on address negotiation.

### 2.2.1.2.132 (Updated Section) IKEV2\_PROJECTION\_INFO\_1

The **IKEV2\_PROJECTION\_INFO\_1** structure SHOULD<118> contain information obtained during Internet Key Exchange (IKE) negotiation.

```
typedef struct IKEV2_PROJECTION_INFO_1 {
    DWORD dwIPv4NegotiationError;
    WCHAR wszAddress[16];
    WCHAR wszRemoteAddress[16];
    ULONG64 IPv4SubInterfaceIndex;
    DWORD dwIPv6NegotiationError;
    UCHAR bInterfaceIdentifier[8];
    UCHAR bRemoteInterfaceIdentifier[8];
    UCHAR bPrefix[8];
    DWORD dwPrefixLength;
    ULONG64 IPv6SubInterfaceIndex;
    DWORD dwOptions;
    DWORD dwAuthenticationProtocol;
    DWORD dwEapTypeId;
    DWORD dwCompressionAlgorithm;
    DWORD dwEncryptionMethod;
} IKEV2_PROJECTION_INFO_1,
*PIKEV2_PROJECTION_INFO_1;
```

**dwIPv4NegotiationError:** Specifies if an Internal IPv4 address [RFC4306] has been successfully assigned. A value of zero (0) indicates success. A nonzero value indicates failure.

**wszAddress:** The same as **wszAddress** in **PPP\_PROJECTION\_INFO\_1**.

**wszRemoteAddress:** The same as **wszRemoteAddress** in **PPP\_PROJECTION\_INFO\_1**.

**IPv4SubInterfaceIndex:** The same as **IPv4SubInterfaceIndex** in **PPP\_PROJECTION\_INFO\_1**.

**dwIPv6NegotiationError:** The same as **dwIPv5NegotiationError** in **PPP\_PROJECTION\_INFO\_1**.

**bInterfaceIdentifier:** The same as **bInterfaceIdentifier** in **PPP\_PROJECTION\_INFO\_1**.

**bRemoteInterfaceIdentifier:** The same as **bRemoteInterfaceIdentifier** in **PPP\_PROJECTION\_INFO\_1**.

**bPrefix:** The same as **bPrefix** in **PPP\_PROJECTION\_INFO\_1**.

**dwPrefixLength:** The same as **dwPrefixLength** in **PPP\_PROJECTION\_INFO\_1**.

**IPv6SubInterfaceIndex:** The same as **IPv6SubInterfaceIndex** in **PPP\_PROJECTION\_INFO\_1**.

**dwOptions:** Not used.

**dwAuthenticationProtocol:** Specifies the authentication protocol used to authenticate the remote computer. It MUST be one of the following [values](#).

Value	Meaning
MPRAPI_IKEV2_AUTH_USING_CERT 0x00000001	Using x.509 machine certificate [RFC2459].
MPRAPI_IKEV2_AUTH_USING_EAP 0x00000002	Extensible Authentication Protocol (EAP).

**dwEapTypeId:** Specifies the type identifier of the EAP used to authenticate the local computer. The value of this member is valid only if **dwAuthenticationProtocol** is MPRAPI\_IKEV2\_AUTH\_USING\_EAP [IANA-EAP].

**dwCompressionAlgorithm:** Not used.

**dwEncryptionMethod:** Specifies the encryption method used in the connection. It MUST be one of the following values.

Value	Meaning
IPSEC_CIPHER_TYPE_3DES 2	Specifies 3DES encryption.
IPSEC_CIPHER_TYPE_AES_128 3	Specifies AES-128 encryption.
IPSEC_CIPHER_TYPE_AES_192 4	Specifies AES-192 encryption.
IPSEC_CIPHER_TYPE_AES_256 5	Specifies AES-256 encryption.

### 2.2.1.2.133 PROJECTION\_INFO\_IDL\_1

The **PROJECTION\_INFO\_IDL\_1** union is used in RAS\_CONNECTION\_EX\_1\_IDL (section 2.2.1.2.134) structure as a placeholder for PPP\_PROJECTION\_INFO\_1 (section 2.2.1.2.131) structure or IKEV2\_PROJECTION\_INFO\_1 (section 2.2.1.2.132) structure.

```
typedef union _PROJECTION_INFO_IDL_1 switch (UCHAR projectionInfoType) ProjectionInfoObject
{
    case 1:
        PPP_PROJECTION_INFO_1 PppProjectionInfo;
    case 2:
        IKEV2_PROJECTION_INFO_1 Ikev2ProjectionInfo;
} ProjectionInfoObject} PROJECTION_INFO_IDL_1,
*PPROJECTION_INFO_IDL_1;
```

**projectionInfoType:** Specifies if the projection is for a PPP-based or IKEV2-based tunnel.

Value	Meaning
MPRAPI_PPP_PROJECTION_INFO_TYPE 0x01	Data corresponds to PPP_PROJECTION_INFO_1.
MPRAPI_IKEV2_PROJECTION_INFO_TYPE 0x02	Data corresponds to IKEV2_PROJECTION_INFO_1.

**PppProjectionInfo:** Contains a PPP\_PROJECTION\_INFO\_1 for a PPP-based tunnel.

**Ikev2ProjectionInfo:** Contains an IKEV2\_PROJECTION\_INFO\_1 for an IKEv2-based tunnel.

### 2.2.1.2.134 RAS\_CONNECTION\_EX\_1\_IDL



The **RAS\_CONNECTION\_EX\_1\_IDL** structure contains information for a connection, including the GUID that identifies the connection, the NAP, and the PPP or the IKEv2 related data for the connection.

```
typedef struct _RAS_CONNECTION_EX_1_IDL {
    MPRAPI_OBJECT_HEADER_IDL Header;
    DWORD dwConnectDuration;
    ROUTER_INTERFACE_TYPE dwInterfaceType;
    DWORD dwConnectionFlags;
    WCHAR wszInterfaceName[257];
    WCHAR wszUserName[257];
    WCHAR wszLogonDomain[16];
    WCHAR wszRemoteComputer[17];
    GUID guid;
    RAS_QUARANTINE_STATE rasQuarState;
    FILETIME probationTime;
    DWORD dwBytesXmited;
    DWORD dwBytesRcvd;
    DWORD dwFramesXmited;
    DWORD dwFramesRcvd;
    DWORD dwCrcErr;
    DWORD dwTimeoutErr;
    DWORD dwAlignmentErr;
    DWORD dwHardwareOverrunErr;
    DWORD dwFramingErr;
    DWORD dwBufferOverrunErr;
    DWORD dwCompressionRatioIn;
    DWORD dwCompressionRatioOut;
    DWORD dwNumSwitchOvers;
    WCHAR wszRemoteEndpointAddress[65];
    WCHAR wszLocalEndpointAddress[65];
    PROJECTION_INFO_IDL_1 ProjectionInfo;
    ULONG hConnection;
    ULONG hInterface;
} RAS_CONNECTION_EX_1_IDL,
*PRAS_CONNECTION_EX_1_IDL;
```

**Header:** A MPRAPI\_OBJECT\_HEADER\_IDL (section 2.2.1.2.130) whose **revision** field MUST be 0x01 and **type** field MUST be 0x01.

**dwConnectDuration:** Specifies the duration in seconds for which the current connection is active.

**dwInterfaceType:** Specifies a ROUTER\_INTERFACE\_TYPE (section 2.2.1.1.1) value specifying the interface type of the current connection.

**dwConnectionFlags:** Specifies certain attributes of the connection.

This member SHOULD contain one of the following flags.<119>

Value	Meaning
0x00000000	No flag is set.
RAS_FLAGS_PPP_CONNECTION 0x00000001	The connection is using the Point-to-Point Protocol (PPP).
RAS_FLAGS_MESSENGER_PRESENT 0x00000002	The messenger service is active on the client and messages can be sent to the client using RRasAdminSendMessage (section 3.1.4.36).
RAS_FLAGS_QUARANTINE_PRESENT 0x00000008	The connection is currently in quarantine. See RRasAdministratorConnectionRemoveQuarantine (section 3.1.4.43) for more information.

Value	Meaning
RAS_FLAGS_ARAP_CONNECTION 0x00000010	The connection is using the AppleTalk Remote Access Protocol (ARAP).
RAS_FLAGS_DORMANT 0x00000020	The connection is using the IKEv2 and the server is not reachable.

**wszInterfaceName:** Specifies a null-terminated Unicode string that contains the name of the interface for this connection.

**wszUserName:** Specifies a null-terminated Unicode string that contains the name of the user logged on to the connection.

**wszLogonDomain:** Specifies a null-terminated Unicode string that contains the domain on which the connected user is authenticated.

**wszRemoteComputer:** Specifies a null-terminated Unicode string that contains the name of the remote computer.

**guid:** A GUID uniquely identifying the connection.

**rasQuarState:** Specifies the NAP quarantine state for the connection through the type RAS\_QUARANTINE\_STATE (section 2.2.1.1.3) that contains the quarantine state of this connection.

**probationTime:** Specifies the NAP probation time for the connection in UTC. This value is valid only if the **rasQuarState** has a value of RAS\_QUAR\_STATE\_PROBATION (see RAS\_QUARANTINE\_STATE).

**dwBytesXmitted:** Specifies the bytes transmitted on the current connection.

**dwBytesRcvd:** Specifies the bytes received on the current connection.

**dwFramesXmitted:** Specifies the frames transmitted on the current connection.

**dwFramesRcvd:** Specifies the frames received on the current connection.

**dwCrcErr:** Specifies the CRC errors on the current connection.

**dwTimeoutErr:** Specifies the time-out errors on the current connection.

**dwAlignmentErr:** Specifies the alignment errors on the current connection.

**dwHardwareOverrunErr:** Specifies the number of hardware-overrun errors on the current connection.

**dwFramingErr:** Specifies the number of framing errors for the current connection.

**dwBufferOverrunErr:** Specifies the number of buffer-overrun errors.

**dwCompressionRatioIn:** Specifies a percentage that indicates the degree to which data received on this connection is compressed. The ratio is the size of the compressed data divided by the size of the same data in an uncompressed state.

**dwCompressionRatioOut:** Specifies a percentage that indicates the degree to which data transmitted on this connection is compressed. The ratio is the size of the compressed data divided by the size of the same data in an uncompressed state.

**dwNumSwitchOvers:** Specifies the number of MOBIKE [RFC4555] switches that happened on the connection. Valid only if **dwConnectionFlags** is RAS\_FLAGS\_IKEV2\_CONNECTION.

**wszRemoteEndpointAddress:** Specifies a null-terminated Unicode string that holds the remote computer's IP address for the connection. This string has the form a.b.c.d; for example, "10.102.235.84".

**wszLocalEndpointAddress:** Specifies a null-terminated Unicode string that holds the local computer's IP address for the connection. This string has the form a.b.c.d or a::1234; for example, "10.102.235.84" or 2ffe::1234.

**ProjectionInfo:** This is a PROJECTION\_INFO\_IDL\_1 structure.

**hConnection:** A handle to the connection.

**hInterface:** A handle to the interface.

### 2.2.1.2.135 RAS\_CONNECTION\_EX\_IDL

The **RAS\_CONNECTION\_EX\_IDL** union contains a placeholder for RAS\_CONNECTION\_EX\_1\_IDL (section 2.2.1.2.134) structure. This union is used in the RRasAdminConnectionGetInfoEx (section 3.1.4.47) method.

```
typedef union _RAS_CONNECTION_EX_IDL switch (UCHAR revision) ConnObject {
    case 1: RAS_CONNECTION_EX_1_IDL RasConnection1;
} RAS_CONNECTION_EX_IDL,
*PRAS_CONNECTION_EX_IDL;
```

**RasConnection1:** This MUST be the structure RAS\_CONNECTION\_EX\_1\_IDL.

### 2.2.1.2.136 CERT\_BLOB\_1

The **CERT\_BLOB\_1** is a generic structure that contains x.509 [RFC2459] certificate information.

0	1	2	3	4	5	6	7	8	9	0	1	2	3	4	5	6	7	8	9	0	1	2	3	4	5	6	7	8	9	0	1
cbData																															
pbData (variable)																															
...																															

**cbData (4 bytes):** Size (in bytes) of the certificate information present in pbData.

**pbData (variable):** Pointer to the information of the certificate. This information depends on the structure in which this used. In the methods IKEV2\_TUNNEL\_CONFIG\_PARAMS\_1 (section 2.2.1.2.137), IKEV2\_TUNNEL\_CONFIG\_PARAMS\_2 (section 2.2.1.2.239), or IKEV2\_TUNNEL\_CONFIG\_PARAMS\_3 (section 2.2.1.2.247), this points to the subject name of the certificate. In SSTP\_CERT\_INFO\_1, **pbData** contains a SHA-1 hash.

### 2.2.1.2.137 IKEV2\_TUNNEL\_CONFIG\_PARAMS\_1

The **IKEV2\_TUNNEL\_CONFIG\_PARAMS\_1** structure<120> be used to get or set configured parameters for IKEv2 devices [RFC4306].

0	1	2	3	4	5	6	7	8	9	0	1	2	3	4	5	6	7	8	9	0	1	2	3	4	5	6	7	8	9	0	1
dwIdleTimeout																															
dwNetworkBlackoutTime																															
dwSaLifeTime																															
dwSaDataSizeForRenegotiation																															
dwConfigOptions																															
dwTotalCertificates																															
certificateNames (variable)																															
...																															

**dwIdleTimeout (4 bytes):** Duration, in seconds, after which the connection will be disconnected if there is no traffic. This value MUST be between 300 and 17,279,999.

**dwNetworkBlackoutTime (4 bytes):** Retransmission timeout, in seconds, for IKEv2 Request packets [RFC4306]. IKEv2 expects a response for every request packet sent, this value specifies the time after which the connection is deleted incase response is not received. This value MUST be greater than or equal to 120.

**dwSaLifeTime (4 bytes):** Lifetime of a security association (SA), in seconds, after which the SA is no longer valid [RFC4306]. This value MUST be between 300 and 17,279,999.

**dwSaDataSizeForRenegotiation (4 bytes):** Number of Kilobytes that are allowed to transfer using a SA. After that the SA will be renegotiated [RFC4306]. This value MUST be greater than or equal to 1024.

**dwConfigOptions (4 bytes):** Unused and MUST be set to 0.

**dwTotalCertificates (4 bytes):** Total number of certificates in member variable **certificateNames**.

**certificateNames (variable):** An array of CERT\_BLOB\_1.

### 2.2.1.2.138 IKEV2\_CONFIG\_PARAMS\_1

The **IKEV2\_CONFIG\_PARAMS\_1** structure<121> is used to get or set configured parameters for IKEv2 devices.

```
typedef struct _IKEV2_CONFIG_PARAMS_1 {
    DWORD dwNumPorts;
    DWORD dwPortFlags;
    DWORD dwTunnelConfigParamFlags;
    IKEV2_TUNNEL_CONFIG_PARAMS_1 TunnelConfigParams;
} IKEV2_CONFIG_PARAMS_1;
*PIKEV2_CONFIG_PARAMS_1;
```

**dwNumPorts:** Specifies the number of ports configured on RRAS to accept IKEv2 connections. This value cannot exceed the server port limit.<122>

**dwPortFlags:** Specifies the type of port configured on IKEv2 devices. Possible flag values are as follows.

Value	Meaning
MPR_ENABLE_RAS_ON_DEVICE 0x00000001	Remote Access is enabled for IKEv2.

**dwTunnelConfigParamFlags:** SHOULD be set to 0x00000001 when sent and SHOULD be ignored on receipt.

**TunnelConfigParams:** IKEv2 tunnel related parameters. MUST be an IKEV2\_TUNNEL\_CONFIG\_PARAMS\_1 structure.

### 2.2.1.2.139 (Updated Section) PPTP\_CONFIG\_PARAMS\_1

The **PPTP\_CONFIG\_PARAMS\_1** structure<123> be used to get or set the device configuration for PPTP on the RAS Server.

```
typedef struct _PPTP_CONFIG_PARAMS_1 {  
    DWORD dwNumPorts;  
    DWORD dwPortFlags;  
} PPTP_CONFIG_PARAMS_1,  
*PPPTP_CONFIG_PARAMS_1;
```

**dwNumPorts:** Specifies the number of ports configured on that (PPTP) device. This value cannot exceed the server port limit.<124>

**dwPortFlags:** Specifies the type of port configured on PPTP devices. The possible **flagsflag values** are as follows.

Value	Meaning
MPR_ENABLE_RAS_ON_DEVICE 0x00000001	PPTP is enabled to accept Remote Access client connection.
MPR_ENABLE_ROUTING_ON_DEVICE 0x00000002	PPTP is enabled to accept <b>Demand-demand</b> dial connections.

### 2.2.1.2.140 (Updated Section) L2TP\_CONFIG\_PARAMS\_1

The **L2TP\_CONFIG\_PARAMS\_1** structure<125> is used to get or set the device configuration for L2TP on RAS Server.

```
typedef struct _L2TP_CONFIG_PARAMS_1 {  
    DWORD dwNumPorts;  
    DWORD dwPortFlags;  
} L2TP_CONFIG_PARAMS_1,  
*PL2TP_CONFIG_PARAMS_1;
```

**dwNumPorts:** Specifies the number of ports configured on the (L2TP) device. This value cannot exceed the server port limit.<126>

**dwPortFlags:** Specifies the type of port configured on L2TP devices. Possible flag values are as follows.

Value	Meaning
MPR_ENABLE_RAS_ON_DEVICE 0x00000001	L2TP is enabled to accept Remote Access client connection.
MPR_ENABLE_ROUTING_ON_DEVICE 0x00000002	L2TP is enabled to accept <del>Demand</del> -demand-dial connections.

### 2.2.1.2.141 SSTP\_CERT\_INFO\_1

The **SSTP\_CERT\_INFO\_1** structure<127> contain the subject name of the x.509 certificates that will be configured by the RRAS to be used in SSL/TLS negotiation as a part of the [MS-SSTP] protocol.

0	1	2	3	4	5	6	7	8	9	10	11	12	13	14	15	16	17	18	19	20	21	22	23	24	25	26	27	28	29	30	31
isDefault																															
certBlob (variable)																															
...																															

**isDefault (4 bytes):** This value specifies how the SSTP certificate hash values are configured. Possible flag values are as follows.

Value	Meaning
TRUE	RRAS server chooses a certificate hash on its own automatically.
FALSE	The SSTP certificate hash values are configured by the administrator.

This value SHOULD be set to FALSE when sent. The RRAS server specifies TRUE for this value if administrator has not configured the certificate and default certificate selection logic is used. This value is FALSE if the administrator has configured the certificate.

**certBlob (variable):** This MUST be a CERT\_BLOB\_1. This contains the Certificate HASH Length and Certificate Hash. It accepts ONLY SHA256 HASH as the valid HASH. Thus, the value of the length field SHOULD always be 32 [RFC2459]. Specifying a value 0 for the **cbData** member of **CERT\_BLOB\_1** removes the certificate configuration. In this case, RRAS server uses its default certificate selection logic.

### 2.2.1.2.142 SSTP\_CONFIG\_PARAMS\_1

The **SSTP\_CONFIG\_PARAMS\_1** structure<128> be used to get or set the device configuration for SSTP on a RAS Server [MS-SSTP].

```
typedef struct _SSTP_CONFIG_PARAMS_1 {
    DWORD dwNumPorts;
    DWORD dwPortFlags;
    BOOL isUseHttps;
    DWORD certAlgorithm;
    SSTP_CERT_INFO_1 sstpCertDetails;
} SSTP_CONFIG_PARAMS_1,
*PSSTP_CONFIG_PARAMS_1;
```

**dwNumPorts:** Specifies the number of ports configured on that (SSTP) device. This value cannot exceed the server port limit.<129>

**dwPortFlags:** Specifies the type of port configured on SSTP devices. Possible flag values are as follows.

Value	Meaning
MPR_ENABLE_RAS_ON_DEVICE 0x00000001	Remote Access is enabled for SSTP.

**isUseHttps:** MUST be set to TRUE if HTTPS used, MUST be set to FALSE if HTTPS is not used.

**certAlgorithm:** MUST be set to 0x0000800C.

**sstpCertDetails:** MUST be a SSTP\_CERT\_INFO\_1 structure.

### 2.2.1.2.143 MPR\_SERVER\_EX\_1

The **MPR\_SERVER\_EX\_1** structure<130> be used to get or set the configuration of a RAS server.

```
typedef struct _MPR_SERVER_EX_1 {  
    MPRAPI_OBJECT_HEADER_IDL Header;  
    BOOL fLanOnlyMode;  
    DWORD dwUpTime;  
    DWORD dwTotalPorts;  
    DWORD dwPortsInUse;  
    DWORD Reserved;  
    MPRAPI_TUNNEL_CONFIG_PARAMS_1 ConfigParams;  
} MPR_SERVER_EX_1,  
*PMPR_SERVER_EX_1;
```

**Header:** This specifies the version of the MPR\_SERVER\_EX\_1 structure; and MUST be a MPRAPI\_OBJECT\_HEADER\_IDL (section 2.2.1.2.130) whose revision field MUST be 0x01, and whose type field MUST be 0x02.

**fLanOnlyMode:** Specifies whether RRAS is running on the router. If TRUE, RRAS is not running as the router; if FALSE, RRAS is running as router.

**dwUpTime:** Specifies the elapsed time, in seconds, since the router was started.

**dwTotalPorts:** Specifies the number of ports on the system.

**dwPortsInUse:** Specifies the number of ports currently in use.

**Reserved:** Unused, MUST be set to 0.

**ConfigParams:** This MUST be a MPRAPI\_TUNNEL\_CONFIG\_PARAMS\_1 structure.

### 2.2.1.2.144 MPR\_SERVER\_EX\_IDL

The **MPR\_SERVER\_EX\_IDL** union<131> be a placeholder for one of the following structures: MPR\_SERVER\_EX\_1 (section 2.2.1.2.143), MPR\_SERVER\_EX\_2 (section 2.2.1.2.242), or MPR\_SERVER\_EX\_3 (section 2.2.1.2.251).<132>

```
typedef union _MPR_SERVER_EX_IDL switch (UCHAR revision) ServerConfigObject {  
    case 1: MPR_SERVER_EX_1 ServerConfig1;  
    case 2: MPR_SERVER_EX_2 ServerConfig2;  
    case 3: MPR_SERVER_EX_3 ServerConfig3;  
} MPR_SERVER_EX_IDL,
```

```
*MPR_SERVER_EX_IDL;
```

**ServerConfig1:** This MUST be an MPR\_SERVER\_EX\_1 structure.

**ServerConfig2:** This MUST be an MPR\_SERVER\_EX\_2 structure.

**ServerConfig3:** This MUST be an MPR\_SERVER\_EX\_3 structure.

#### 2.2.1.2.145 MPRAPI\_TUNNEL\_CONFIG\_PARAMS\_1

The **MPRAPI\_TUNNEL\_CONFIG\_PARAMS\_1** structure<133> be used to get or set configuration of various tunnels on RAS server.

```
typedef struct _MPRAPI_TUNNEL_CONFIG_PARAMS_1 {
    IKEV2_CONFIG_PARAMS_1 IkeConfigParams;
    PPTP_CONFIG_PARAMS_1 PptpConfigParams;
    L2TP_CONFIG_PARAMS_1 L2tpConfigParams;
    SSTP_CONFIG_PARAMS_1 SstpConfigParams;
} MPRAPI_TUNNEL_CONFIG_PARAMS_1,
*MPRAPI_TUNNEL_CONFIG_PARAMS_1;
```

**IkeConfigParams:** MUST be a IKEV2\_CONFIG\_PARAMS\_1 structure and is used to get or set IKEv2 tunnel parameters.

**PptpConfigParams:** MUST be a PPTP\_CONFIG\_PARAMS\_1 structure and is used to get or set PPTP tunnel parameters.

**L2tpConfigParams:** MUST be a L2TP\_CONFIG\_PARAMS\_1 structure and is used to get or set L2TP tunnel parameters.

**SstpConfigParams:** MUST be a SSTP\_CONFIG\_PARAMS\_1 structure and is used to get or set SSTP tunnel parameters.

#### 2.2.1.2.146 MPR\_SERVER\_SET\_CONFIG\_EX\_1

The **MPR\_SERVER\_SET\_CONFIG\_EX\_1** structure<134> be used to set the configuration parameters for the RRAS.

```
typedef struct _MPR_SERVER_SET_CONFIG_EX_1 {
    MPRAPI_OBJECT_HEADER_IDL Header;
    DWORD setConfigForProtocols;
    MPRAPI_TUNNEL_CONFIG_PARAMS_1 ConfigParams;
} MPR_SERVER_SET_CONFIG_EX_1,
*MPR_SERVER_SET_CONFIG_EX_1;
```

**Header:** This MUST be MPRAPI\_OBJECT\_HEADER\_IDL (section 2.2.1.2.130), the revision field MUST be 0x01, and the type field MUST be 0x03.

**setConfigForProtocols:** This MUST be one of the following values that specify the type of tunnel.

Value	Meaning
MPRAPI_SET_CONFIG_PROTOCOL_FOR_PPTP 0x00000001	PPTP device configuration parameters are present in the structure.
MPRAPI_SET_CONFIG_PROTOCOL_FOR_L2TP 0x00000002	L2TP device configuration parameters are present in the structure.



Value	Meaning
MPRAPI_SET_CONFIG_PROTOCOL_FOR_SSTP 0x00000004	SSTP device configuration parameters are present in the structure.
MPRAPI_SET_CONFIG_PROTOCOL_FOR_IKEV2 0x00000008	IKEv2 device configuration parameters are present in the structure.

**ConfigParams:** This MUST be a MPRAPI\_TUNNEL\_CONFIG\_PARAMS\_1.

### 2.2.1.2.147 MPR\_SERVER\_SET\_CONFIG\_EX\_IDL

The **MPR\_SERVER\_SET\_CONFIG\_EX\_IDL** union is used to get or set configured parameters for PPTP, L2TP, SSTP, and IKEv2 devices.

```
typedef union _MPR_SERVER_SET_CONFIG_EX_IDL switch (UCHAR revision) ServerSetConfigObject {
    case 1: MPR_SERVER_SET_CONFIG_EX_1 ServerSetConfig1;
    case 2: MPR_SERVER_SET_CONFIG_EX_2 ServerSetConfig2;
    case 3: MPR_SERVER_SET_CONFIG_EX_3 ServerSetConfig3;
} MPR_SERVER_SET_CONFIG_EX_IDL,
*PMPR_SERVER_SET_CONFIG_EX_IDL;
```

**ServerSetConfig1:** This MUST be an MPR\_SERVER\_SET\_CONFIG\_EX\_1 structure.

**ServerSetConfig2:** This MUST be an MPR\_SERVER\_SET\_CONFIG\_EX\_2 structure.

**ServerSetConfig3:** This MUST be an MPR\_SERVER\_SET\_CONFIG\_EX\_3 structure.

### 2.2.1.2.148 RAS\_UPDATE\_CONNECTION\_1\_IDL

The **RAS\_UPDATE\_CONNECTION\_1\_IDL** structure<135> contain information about the tunnel endpoint address on an IKEv2 connection.

```
typedef struct _RAS_UPDATE_CONNECTION_1_IDL
{
    MPRAPI_OBJECT_HEADER_IDL Header;
    DWORD dwIfIndex;
    WCHAR wszRemoteEndpointAddress[65];
} RAS_UPDATE_CONNECTION_1_IDL,
*PRAS_UPDATE_CONNECTION_1_IDL;
```

**Header:** MUST be a MPRAPI\_OBJECT\_HEADER\_IDL.

**dwIfIndex:** MUST be set to the index of the local interface to which the connections has to be switched and on which MOBIKE [RFC4555] is to be sent.

**wszRemoteEndpointAddress:** Specifies a null-terminated Unicode string that holds the remote IP address to which connections has to be switched and on which MOBIKE is to be sent for the connection. This string has the form a.b.c.d in case of IPv4 address and a::b:c in case of IPv6; for example, "10.102.235.84" or "2001::a456".

### 2.2.1.2.149 RAS\_UPDATE\_CONNECTION\_IDL

The **RAS\_UPDATE\_CONNECTION\_IDL** union<136> be used to send the MOBIKE [RFC4555] on an IKEv2 connection.

```
typedef union _RAS_UPDATE_CONNECTION_IDL switch (UCHAR revision) UpdateConnection
```

```

{
    case 1: RAS_UPDATE_CONNECTION_1_IDL UpdateConnection1;
} RAS_UPDATE_CONNECTION_IDL,
*PRAS_UPDATE_CONNECTION_IDL;

```

**UpdateConnection1:** This MUST be an RAS\_UPDATE\_CONNECTION\_1\_IDL structure.

### 2.2.1.2.150 IPBOOTP\_GLOBAL\_CONFIG

The **IPBOOTP\_GLOBAL\_CONFIG** structure is used to set or retrieve global configuration for the IPBOOTP. This is used in the following methods:

- RRrouterInterfaceTransportSetGlobalInfo (section 3.1.4.10)
- RRrouterInterfaceTransportGetGlobalInfo (section 3.1.4.11)

```

typedef struct _IPBOOTP_GLOBAL_CONFIG {
    DWORD GC_LoggingLevel;
    DWORD GC_MaxRecvQueueSize;
    DWORD GC_ServerCount;
} IPBOOTP_GLOBAL_CONFIG,
*PIPBOOTP_GLOBAL_CONFIG;

```

**GC\_LoggingLevel:** Specifies the logging level. It MUST be one of the following values.

Value	Meaning
IPBOOTP_GLOBAL_CONFIG 0x00000000	No Logging is done.
IPBOOTP_LOGGING_ERROR 0x00000001	Only errors are logged.
IPBOOTP_LOGGING_WARN 0x00000002	Errors and warnings are logged.
IPBOOTP_LOGGING_INFO 0x00000003	Errors, warnings, and information are logged.

**GC\_MaxRecvQueueSize:** Specifies the maximum size in bytes of messages in the receive queue while processing.

**GC\_ServerCount:** The number of BOOTP server IP addresses.

### 2.2.1.2.151 (Updated Section) IPBOOTP\_IF\_CONFIG

The **IPBOOTP\_IF\_CONFIG** structure is used to set or retrieve the per-interface configuration. This is used in the following methods:

- RRrouterInterfaceTransportAdd (section 3.1.4.18)
- RRrouterInterfaceTransportGetInfo (section 3.1.4.19)
- RRrouterInterfaceTransportSetInfo (section 3.1.4.20)

All IP address are in network order.

```

typedef struct _IPBOOTP_IF_CONFIG {

```

```

DWORD IC_State;
DWORD IC_RelayMode;
DWORD IC_MaxHopCount;
DWORD IC_MinSecondsSinceBoot;
} IPBOOTP_IF_CONFIG,
*PIPBOOTP_IF_CONFIG;

```

**IC\_State:** Contains the status of the IPBOOTP. This member is read only.

Value	Meaning
IPBOOTP_STATE_ENABLED 0x00000001	The interface is enabled.
IPBOOTP_STATE_BOUND 0x00000002	The socket is bound and can listen to the IP BOOTP packets [RFC1542].

**IC\_RelayMode:** Contains the IPBOOTP relay mode status. It MUST be one of the following [values](#).

Value	Meaning
IPBOOTP_RELAY_DISABLED 0x00000000	The relay is configured.
IPBOOTP_RELAY_ENABLED 0x00000001	The relay is not configured.

**IC\_MaxHopCount:** The maximum number of DHCP relay agents that will handle the DHCP relayed traffic. It MUST be less than 17.

**IC\_MinSecondsSinceBoot:** The number of seconds the relay agent waits before forwarding the DHCP messages; no validation is done while setting this value.

### 2.2.1.2.152 (Updated Section) IPBOOTP\_MIB\_GET\_INPUT\_DATA

The **IPBOOTP\_MIB\_GET\_INPUT\_DATA** structure is passed as input data for the following methods:

- RMIBEntryGet (section 3.1.4.30)
- RMIBEntryGetFirst (section 3.1.4.31)
- RMIBEntryGetNext (section 3.1.4.32)

```

typedef struct _IPBOOTP_MIB_GET_INPUT_DATA {
    DWORD IMGID_TypeID;
    DWORD IMGID_IfIndex;
} IPBOOTP_MIB_GET_INPUT_DATA,
*PIPBOOTP_MIB_GET_INPUT_DATA;

```

**IMGID\_TypeID:** This MUST be one of the following [values](#).

Value	Meaning
IPBOOTP_GLOBAL_CONFIG_ID 0x00000000	The global configuration for the IPBOOTP.
IPBOOTP_IF_STATS_ID	The per-interface statistics.

Value	Meaning
0x00000001	
IPBOOTP_IF_CONFIG_ID 0x00000002	The per-interface configuration.
IPBOOTP_IF_BINDING_ID 0x00000003	The IP addresses to which each interface is bound.

**IMGID\_IfIndex:** The index of the interface.

### 2.2.1.2.153 (Updated Section) IPBOOTP\_MIB\_GET\_OUTPUT\_DATA

The **IPBOOTP\_MIB\_GET\_OUTPUT\_DATA** structure is passed as output data for the following methods:

- RMIBEntryGet (section 3.1.4.30)
- RMIBEntryGetFirst (section 3.2.4.31)
- RMIBEntryGetNext (section 3.2.4.32)

**Note** At the end of a table RMIBEntryGetNext wraps to the next table.

```
typedef struct _IPBOOTP_MIB_GET_OUTPUT_DATA {
    DWORD  IMGOD_TypeID;
    DWORD  IMGOD_IfIndex;
    BYTE  IMGOD_Buffer[1];
} IPBOOTP_MIB_GET_OUTPUT_DATA,
*PIPBOOTP_MIB_GET_OUTPUT_DATA;
```

**IMGOD\_TypeID:** It MUST be one of the following [values](#).

Value	Meaning
IPBOOTP_GLOBAL_CONFIG_ID 0x00000000	The global configuration for the IPBOOTP, IPBOOTP_GLOBAL_CONFIG
IPBOOTP_IF_STATS_ID 0x00000001	The per interface statistics, IPBOOTP_IF_STATS
IPBOOTP_IF_CONFIG_ID 0x00000002	IPBOOTP_IF_CONFIG
IPBOOTP_IF_BINDING_ID 0x00000003	The IP addresses to which each interface is bound, IPBOOTP_IF_BINDING.

**IMGOD\_IfIndex:** The index of the interface.

**IMGOD\_Buffer:** One of the structures in the previous table based on **IMGOD\_TypeID**.

### 2.2.1.2.154 IPBOOTP\_IF\_STATS

The **IPBOOTP\_IF\_STATS** structure is an MIB entry, stores per interface statistics for the IPBOOTP. All of the IP addresses are in network order. This structure is read-only.

```
typedef struct _IPBOOTP_IF_STATS {
```

```

DWORD IS_State;
DWORD IS_SendFailures;
DWORD IS_ReceiveFailures;
DWORD IS_ArpUpdateFailures;
DWORD IS_RequestsReceived;
DWORD IS_RequestsDiscarded;
DWORD IS_RepliesReceived;
DWORD IS_RepliesDiscarded;
} IPBOOTP_IF_STATS,
*PIPBOOTP_IF_STATS;

```

**IS\_State:** Contains status of the IPBOOTP. This member is read-only.

Value	Meaning
IPBOOTP_STATE_ENABLED 0x00000001	The interface is enabled.
IPBOOTP_STATE_BOUND 0x00000002	The socket is bound and can listen to the IPBOOTP packets [RFC1542].

**IS\_SendFailures:** The number of relay messages that could not be sent.

**IS\_ReceiveFailures:** The number of times errors were encountered in receiving relay messages.

**IS\_ArpUpdateFailures:** The number of times errors were encountered while updating the ARP cache.

**IS\_RequestsReceived:** The number of IP BOOTP requests received.

**IS\_RequestsDiscarded:** The number of IP BOOTP requests discarded.

**IS\_RepliesReceived:** The number of IP BOOTP replies received.

**IS\_RepliesDiscarded:** The number of IP BOOTP replies discarded.

### 2.2.1.2.155 (Updated Section) IPBOOTP\_IF\_BINDING

In the **IPBOOTP\_IF\_BINDING** structure, the MIB entry contains the table of IP addresses to which each interface is bound. All of the IP addresses are in network order. The base structure contains the field **IB\_AddrCount**, which gives the number of IP addresses to which the indexed interface is bound. The IP addresses themselves follow the base structure and are given as **IPBOOTP\_IP\_ADDRESS** (section 2.2.1.2.156) structures.

```

typedef struct _IPBOOTP_IF_BINDING {
    DWORD IB_State;
    DWORD IB_AddrCount;
} IPBOOTP_IF_BINDING,
*PIPBOOTP_IF_BINDING;

```

**IB\_State:** The state of the IPBOOTP. It MUST be one of the following [values](#).

Value	Meaning
IPBOOTP_STATE_ENABLED 0x00000001	The interface is enabled.
IPBOOTP_STATE_BOUND 0x00000002	The socket is bound and can listen to the IP BOOTP packets [RFC1542].

**IB\_AddrCount:** The number of IP addresses to which the indexed interface is bound.

### 2.2.1.2.156 IPBOOTP\_IP\_ADDRESS

The **IPBOOTP\_IP\_ADDRESS** structure is used for storing interface bindings. A series of structures of this type follows the IPBOOTP\_IF\_BINDING structure. Both fields are IP address fields in network order.

```
typedef struct _IPBOOTP_IP_ADDRESS {
    DWORD IA_Address;
    DWORD IA_Netmask;
} IPBOOTP_IP_ADDRESS,
*PIPBOOTP_IP_ADDRESS;
```

**IA\_Address:** The IP address in network byte order.

**IA\_Netmask:** The network mask in network byte order. See [RFC950].

### 2.2.1.2.157 (Updated Section) DHCPV6R\_MIB\_GET\_OUTPUT\_DATA

The **DHCPV6R\_MIB\_GET\_OUTPUT\_DATA** structure is passed as output data for the following methods:

- RMIBEntryGet (section 3.1.4.30)
- RMIBEntryGetFirst (section 3.1.4.31)
- RMIBEntryGetNext (section 3.1.4.32)

```
typedef struct _DHCPV6R_MIB_GET_OUTPUT_DATA {
    DWORD IMGOD_TypeID;
    DWORD IMGOD_IfIndex;
    BYTE IMGOD_Buffer[1];
} DHCPV6R_MIB_GET_OUTPUT_DATA,
*PDHCPV6R_MIB_GET_OUTPUT_DATA;
```

**IMGOD\_TypeID:** It MUST be **one of** the following **value**.

Value	Meaning
DHCPV6R_IF_STATS_ID 0x00000001	The interface statistics data, DHCPV6R_IF_STATS (section 2.2.1.2.159), is specified in the location that starts with IMGOD_Buffer.

**IMGOD\_IfIndex:** The index of the interface.

**IMGOD\_Buffer:** This specifies the output data corresponding to the type specified by IMGOD\_TypeID.

### 2.2.1.2.158 DHCPV6R\_GLOBAL\_CONFIG

The **DHCPV6R\_GLOBAL\_CONFIG** structure contains the global configuration of the DHCPV6 Relay Agent. This structure is used in the following methods:

- RRouterInterfaceTransportSetGlobalInfo (section 3.1.4.10)
- RRouterInterfaceTransportGetGlobalInfo (section 3.1.4.11)

This structure is variable length, after the base structure there will be an array of GC\_ServerCount in6\_addr, each of which contains an IPv6 address of a DHCP server to which packets will be sent. All IPv6 address fields MUST be in network order.

```
typedef struct _DHCPV6R_GLOBAL_CONFIG {
    DWORD GC_LoggingLevel;
    DWORD GC_MaxRecvQueueSize;
    DWORD GC_ServerCount;
} DHCPV6R_GLOBAL_CONFIG;
*PDHCPV6R_GLOBAL_CONFIG;
```

**GC\_LoggingLevel:** Specifies the logging level. It MUST be one of the following values.

Value	Meaning
DHCPV6R_LOGGING_NONE 0x00000000	No logging is done.
DHCPV6R_LOGGING_ERROR 0x00000001	Only errors are logged.
DHCPV6R_LOGGING_WARN 0x00000002	Errors and warnings are logged.
DHCPV6R_LOGGING_INFO 0x00000003	Errors, warnings, and information are logged.

**GC\_MaxRecvQueueSize:** Specifies the maximum size in bytes of messages in the receive queue while processing

**GC\_ServerCount:** The number of the IPv6 addresses of DHCP servers.

### 2.2.1.2.159 (Updated Section) DHCPV6R\_IF\_STATS

The **DHCPV6R\_IF\_STATS** structure stores per interface statistics for the DHCPv6 relay agent. This structure is read-only. This structure is part of the DHCPV6R\_MIB\_GET\_OUTPUT\_DATA (section 2.2.1.2.157) structure.

```
typedef struct _DHCPV6R_IF_STATS {
    DWORD IS_State;
    DWORD IS_SendFailures;
    DWORD IS_ReceiveFailures;
    DWORD IS_RequestsReceived;
    DWORD IS_RequestsDiscarded;
    DWORD IS_RepliesReceived;
    DWORD IS_RepliesDiscarded;
} DHCPV6R_IF_STATS;
*PDHCPV6R_IF_STATS;
```

**IS\_State:** Contains the status of the DHCPv6 relay agent. This member is read-only and MUST be a combination of one or more of the following **flags:values**.

Value	Meaning
DHCPV6R_STATE_ENABLED 0x00000001	The interface is enabled.
DHCPV6R_STATE_BOUND	The socket is bound and can listen to the DHCPv6 relay agent

Value	Meaning
0x00000002	packets [RFC3315].

**IS\_SendFailures:** The number of relay messages that could not be sent.

**IS\_ReceiveFailures:** The number of times errors were encountered while receiving relay messages.

**IS\_RequestsReceived:** The number of DHCPV6 relay requests received.

**IS\_RequestsDiscarded:** The number of DHCPV6 relay requests discarded.

**IS\_RepliesReceived:** The number of DHCPV6 relay replies received.

**IS\_RepliesDiscarded:** The number of DHCPV6 relay replies discarded.

### 2.2.1.2.160 (Updated Section) DHCPV6R\_IF\_CONFIG

The **DHCPV6R\_IF\_CONFIG** structure is an MIB entry and describes the per-interface configuration. ~~The field **IC\_State** is read-only.~~ This structure is used in DHCPV6R\_MIB\_GET\_INPUT\_DATA (section 2.2.1.2.161) and DHCPV6R\_MIB\_GET\_OUTPUT\_DATA (section 2.2.1.2.157) structures.

```
typedef struct _DHCPV6R_IF_CONFIG {
    DWORD IC_State;
    DWORD IC_RelayMode;
    DWORD IC_MaxHopCount;
    DWORD IC_MinElapsedTime;
} DHCPV6R_IF_CONFIG,
*PDHCPV6R_IF_CONFIG;
```

**IC\_State:** Contains the status of the DHCPV6 relay. This member is read-only and MUST be a combination of one or more of the following **flags-values**.

Value	Meaning
DHCPV6R_STATE_ENABLED 0x00000001	The interface is enabled
DHCPV6R_STATE_BOUND 0x00000002	The socket is bound and can listen to the DHCPv6 relay agent packets [RFC3315].

**IC\_RelayMode:** Contains the DHCPV6 relay mode status. It MUST be one of the following **values**.

Value	Meaning
DHCPV6R_RELAY_DISABLED 0x00000000	The relay is configured.
DHCPV6R_RELAY_ENABLED 0x00000001	The relay is not configured.

**IC\_MaxHopCount:** The maximum number of DHCPv6 relay agents that will handle the DHCPv6 relayed traffic. It MUST be less than 33.

**IC\_MinElapsedTime:** The number of seconds the relay agent waits before forwarding the DHCPv6 messages.



### 2.2.1.2.161 (Updated Section) DHCPV6R\_MIB\_GET\_INPUT\_DATA

The **DHCPV6R\_MIB\_GET\_INPUT\_DATA** structure is passed as input for the following methods:

- RMIBEntryGet (section 3.1.4.30)
- RMIBEntryGetFirst (section 3.1.4.31)
- RMIBEntryGetNext (section 3.1.4.32)

```
typedef struct _DHCPV6R_MIB_GET_INPUT_DATA {  
    DWORD IMGID_TypeID;  
    DWORD IMGID_IfIndex;  
} DHCPV6R_MIB_GET_INPUT_DATA,  
*PDHCPV6R_MIB_GET_INPUT_DATA;
```

**IMGID\_TypeID:** This MUST be one of the following [values](#).

Value	Meaning
DHCPV6R_IF_STATS_ID 0x00000001	Interface statistics data

**IMGID\_IfIndex:** The index of the interface for which Get has to be performed.

### 2.2.1.2.162 (Updated Section) IPRIP\_MIB\_GET\_INPUT\_DATA

The **IPRIP\_MIB\_GET\_INPUT\_DATA** structure is passed as input data for the following methods:

- RMIBEntryGet (section 3.1.4.30)
- RMIBEntryGetFirst (section 3.1.4.31)
- RMIBEntryGetNext (section 3.1.4.32)

All the IP addresses MUST be in network order.

```
typedef struct _IPRIP_MIB_GET_INPUT_DATA {  
    DWORD IMGID_TypeID;  
    union {  
        DWORD IMGID_IfIndex;  
        DWORD IMGID_PeerAddress;  
    };  
} IPRIP_MIB_GET_INPUT_DATA,  
*PIPRIP_MIB_GET_INPUT_DATA;
```

**IMGID\_TypeID:** This MUST be one of the following [values](#).

Value	Meaning
IPRIP_GLOBAL_STATS_ID 0x00000000	The global statistics for the Microsoft Internet Protocol Routing Information Protocol (IPRIP).
IPRIP_GLOBAL_CONFIG_ID 0x00000001	The global configuration for the IPRIP.
IPRIP_IF_STATS_ID 0x00000002	The per-interface statistics for the IPRIP.

Value	Meaning
IPRIP_IF_CONFIG_ID 0x00000003	The per-interface configuration.
IPRIP_IF_BINDING_ID 0x00000004	The table of IP addresses to which each interface is bound.
IPRIP_PEER_STATS_ID 0x00000005	The statistics kept about neighboring routers.

**(unnamed union):** The interface index or peer IP address for which data specified by **IMGID\_TypeID** needs to be retrieved.

### 2.2.1.2.163 (Updated Section) IPRIP\_MIB\_GET\_OUTPUT\_DATA

The **IPRIP\_MIB\_GET\_OUTPUT\_DATA** structure is populated by the following methods:

- RMIBEntryGet (section 3.1.4.30)
- RMIBEntryGetFirst (section 3.1.4.31)
- RMIBEntryGetNext (section 3.1.4.32)

```
typedef struct _IPRIP_MIB_GET_OUTPUT_DATA {
    DWORD IMGOD_TypeID;
    union {
        DWORD IMGOD_IfIndex;
        DWORD IMGOD_PeerAddress;
    };
    BYTE IMGOD_Buffer[1];
} IPRIP_MIB_GET_OUTPUT_DATA,
*PIPRIP_MIB_GET_OUTPUT_DATA;
```

**IMGOD\_TypeID:** This MUST be one of the following **values**.

Value	Meaning
IPRIP_GLOBAL_STATS_ID 0x00000000	The global statistics for the IP RIP, IPRIP_GLOBAL_STATS (section 2.2.1.2.164).
IPRIP_GLOBAL_CONFIG_ID 0x00000001	The global configuration for the IP RIP, IPRIP_GLOBAL_CONFIG (section 2.2.1.2.165).
IPRIP_IF_STATS_ID 0x00000002	The per-interface statistics for the IP RIP, IPRIP_IF_STATS (section 2.2.1.2.166).
IPRIP_IF_CONFIG_ID 0x00000003	The per-interface configuration, IPRIP_IF_CONFIG (section 2.2.1.2.167).
IPRIP_IF_BINDING_ID 0x00000004	The table of IP addresses to which each interface is bound, IPRIP_IF_BINDING (section 2.2.1.2.169).
IPRIP_PEER_STATS_ID 0x00000005	The statistics kept about neighboring routers, IPRIP_PEER_STATS (section 2.2.1.2.171).

**(unnamed union):** The interface index or peer IP address for which data specified by **IMGOD\_TypeID** needs to be retrieved.

**IMGOD\_Buffer:** One of the structures in the previous table based on the **IMGOD\_TypeID**.

### 2.2.1.2.164 IPRIP\_GLOBAL\_STATS

The **IPRIP\_GLOBAL\_STATS** structure contains global statistics for the IP RIP. There is only one instance, so this entry has no index. This structure is read-only. This structure is used in **IPRIP\_MIB\_GET\_INPUT\_DATA** (section 2.2.1.2.162) and **IPRIP\_MIB\_GET\_OUTPUT\_DATA** (section 2.2.1.2.163) structures.

```
typedef struct _IPRIP_GLOBAL_STATS {
    DWORD GS_SystemRouteChanges;
    DWORD GS_TotalResponsesSent;
} IPRIP_GLOBAL_STATS,
*PIPRIP_GLOBAL_STATS;
```

**GS\_SystemRouteChanges:** The number of global route changes due to the IPRIP.

**GS\_TotalResponsesSent:** The count of global RIP responses sent.

### 2.2.1.2.165 (Updated Section) IPRIP\_GLOBAL\_CONFIG

The **IPRIP\_GLOBAL\_CONFIG** structure contains global configuration for the IPRIP. This structure is used in **structures** **IPRIP\_MIB\_GET\_INPUT\_DATA** (section 2.2.1.2.162), **IPRIP\_MIB\_GET\_OUTPUT\_DATA** (section 2.2.1.2.163), and **in** the following methods:

- **RRouterInterfaceTransportSetGlobalInfo**
- **RRouterInterfaceTransportGetGlobalInfo**

There is only one instance of this entry in the MIB. Following it is an array of **GC\_PeerFilterCount** DWORDs, each of which contains an IP address which is a peer which will be accepted or rejected depending on the value of **GC\_PeerFilterMode**. If the **GC\_PeerFilterMode** is set to **IPRIP\_FILTER\_EXCLUDE**, routes will be rejected which come from the routers whose addresses are in the peer array, and all other routers will be accepted.

Likewise, if the **GC\_PeerFilterMode** is set to **IPRIP\_FILTER\_INCLUDE**, routes will **be** only be accepted if they are from the routers in the peer array.

```
typedef struct _IPRIP_GLOBAL_CONFIG {
    DWORD GC_LoggingLevel;
    DWORD GC_MaxRecvQueueSize;
    DWORD GC_MaxSendQueueSize;
    DWORD GC_MinTriggeredUpdateInterval;
    DWORD GC_PeerFilterMode;
    DWORD GC_PeerFilterCount;
} IPRIP_GLOBAL_CONFIG,
*PIPRIP_GLOBAL_CONFIG;
```

**GC\_LoggingLevel:** Specifies the logging level. This MUST be one of the following values.

Value	Meaning
IPRIP_LOGGING_NONE 0x00000000	No logging is done.
IPRIP_LOGGING_ERROR 0x00000001	Only errors are logged.

Value	Meaning
IPRIP_LOGGING_WARN 0x00000002	Errors and warnings are logged.
IPRIP_LOGGING_INFO 0x00000003	Errors, warnings, and information is logged.

**GC\_MaxRecvQueueSize:** The maximum queue size of outstanding RIP messages that need to be processed.

**GC\_MaxSendQueueSize:** The maximum queue size for outstanding RIP messages that have been sent out.

**GC\_MinTriggeredUpdateInterval:** The minimum amount of time router waits before it sends triggered updates.

**GC\_PeerFilterMode:** Specifies whether route changes from all the IP addresses are accepted. It MUST be one of the following [values](#).

Value	Meaning
IPRIP_FILTER_DISABLED 0x00000000	Updates from all the IP addresses are accepted.
IPRIP_FILTER_INCLUDE 0x00000001	Updates only from the IP addresses specified in this structure after GC_PeerFilterCount are accepted.
IPRIP_FILTER_EXCLUDE 0x00000002	Ignores updates from the IP addresses specified in this structure after GC_PeerFilterCount.

**GC\_PeerFilterCount:** The number of IP addresses in this structure after this field.

### 2.2.1.2.166 IPRIP\_IF\_STATS

The **IPRIP\_IF\_STATS** structure contains per-interface statistics for the IPRIP. This structure is read-only. This structure is used in IPRIP\_MIB\_GET\_INPUT\_DATA (section 2.2.1.2.162) and IPRIP\_MIB\_GET\_OUTPUT\_DATA (section 2.2.1.2.163).

```
typedef struct _IPRIP_IF_STATS {
    DWORD IS_State;
    DWORD IS_SendFailures;
    DWORD IS_ReceiveFailures;
    DWORD IS_RequestsSent;
    DWORD IS_RequestsReceived;
    DWORD IS_ResponsesSent;
    DWORD IS_ResponsesReceived;
    DWORD IS_BadResponsePacketsReceived;
    DWORD IS_BadResponseEntriesReceived;
    DWORD IS_TriggeredUpdatesSent;
} IPRIP_IF_STATS,
*PIPRIP_IF_STATS;
```

**IS\_State:** The IP RIP state on the interface. It MUST be a combination of one or more of the following values.

Value	Meaning
IPRIP_STATE_ENABLED 0x00000001	IP RIP is enabled.
IPRIP_STATE_BOUND 0x00000002	The socket is bound.

**IS\_SendFailures:** The number of send failures on the interface.

**IS\_ReceiveFailures:** The number of receive failures on the interface.

**IS\_RequestsSent:** The number of requests sent on the interface.

**IS\_RequestsReceived:** The number of requests received on the interface.

**IS\_ResponsesSent:** The number of responses sent on the interface.

**IS\_ResponsesReceived:** The number of responses received on the interface.

**IS\_BadResponsePacketsReceived:** The number of bad response packets received.

**IS\_BadResponseEntriesReceived:** The number of bad response entries received.

**IS\_TriggeredUpdatesSent:** The number of triggered updates sent.

#### 2.2.1.2.167 (Updated Section) IPRIP\_IF\_CONFIG

The **IPRIP\_IF\_CONFIG** structure contains the per-interface configuration. This structure is used in [structures](#) IPRIP\_MIB\_GET\_INPUT\_DATA (section 2.2.1.2.162), IPRIP\_MIB\_GET\_OUTPUT\_DATA (section 2.2.1.2.163), and [in](#) the following methods:

- RRouterInterfaceTransportAdd (section 3.1.4.18)
- RRouterInterfaceTransportGetInfo (section 3.2.4.19)
- RRouterInterfaceTransportSetInfo (section 3.1.4.20)

0	1	2	3	4	5	6	7	8	9	10	11	12	13	14	15	16	17	18	19	20	21	22	23	24	25	26	27	28	29	30	31
IC_State																															
IC_Metric																															
IC_UpdateMode																															
IC_AcceptMode																															
IC_AnnounceMode																															
IC_ProtocolFlags																															
IC_RouteExpirationInterval																															
IC_RouteRemovalInterval																															

IC_FullUpdateInterval	
IC_AuthenticationType	
IC_AuthenticationKey (16 bytes)	
...	
...	
IC_RouteTag	IC_Padding
IC_UnicastPeerMode	
IC_AcceptFilterMode	
IC_AnnounceFilterMode	
IC_UnicastPeerCount	
IC_AcceptFilterCount	
IC_AnnounceFilterCount	
IC_UnicastPeer (variable)	
...	
IC_AcceptFilter (variable)	
...	
IC_AnnounceFilter (variable)	
...	

**IC\_State (4 bytes):** Specifies the IP RIP state on the interface. This field **MUST** be read-only and **MUST** be ignored if modified. It **MUST** be a combination of one or more of the following values.

Value	Meaning
IPRIP_STATE_ENABLED 0x00000001	The IP RIP is enabled.
IPRIP_STATE_BOUND 0x00000002	The socket is bound.

**IC\_Metric (4 bytes):** Specifies the metric of the interface.

**IC\_UpdateMode (4 bytes):** Specifies whether the update mode is periodic or on demand.

Value	Meaning
IPRIP_UPDATE_PERIODIC 0x00000000	The RIP updates are done periodically.
IPRIP_UPDATE_DEMAND 0x00000001	The RIP updates are done only when there is change.

**IC\_AcceptMode (4 bytes):** Specifies the type of routes that are accepted.

Value	Meaning
IPRIP_ACCEPT_DISABLED 0x00000000	Does not accept routes.
IPRIP_ACCEPT_RIP1 0x00000001	Accepts RIPv1 routes.
IPRIP_ACCEPT_RIP1_COMPAT 0x00000002	Accepts RIPv1 compatible routes (RIPv1 was designed to be compatible with future versions of the RIP. If a RIPv1 router receives a message and if the RIP version indicated in the RIP header is not 1, the RIPv1 router does not discard the RIP announcement, but instead processes only the RIPv1 defined fields.)
IPRIP_ACCEPT_RIP2 0x00000003	Accepts RIPv2 routes. See [RFC1723].

**IC\_AnnounceMode (4 bytes):** Specifies the type of routes that are announced.

Value	Meaning
IPRIP_ANNOUNCE_DISABLED 0x00000000	Does not announce routes.
IPRIP_ANNOUNCE_RIP1 0x00000001	Announces RIPv1 routes.
IPRIP_ANNOUNCE_RIP1_COMPAT 0x00000002	Announces RIPv1 compatible routes. (RIPv1 was designed to be compatible with future versions of the RIP. If a RIPv1 router receives a message and if the RIP version indicated in the RIP header is not 1, the RIPv1 router does not discard the RIP announcement, but instead processes only the RIPv1 defined fields.)
IPRIP_ANNOUNCE_RIP2 0x00000003	Announces RIPv2 routes. See [RFC1723].

**IC\_ProtocolFlags (4 bytes):** Specifies which routes are included or excluded from RIP announcements.

Value	Meaning
IPRIP_FLAG_ACCEPT_HOST_ROUTES 0x00000000	Specifies whether host routes in received RIP announcements are accepted.
IPRIP_FLAG_ANNOUNCE_HOST_ROUTES 0x00000002	Specifies whether host routes are included in RIP announcements.
IPRIP_FLAG_ACCEPT_DEFAULT_ROUTES	Specifies whether host routes are included in RIP

Value	Meaning
0x00000004	announcements.
IPRIP_FLAG_ANNOUNCE_DEFAULT_ROUTES 0x00000008	Specifies whether default routes are included in RIP announcements.
IPRIP_FLAG_SPLIT_HORIZON 0x00000010	Enables split-horizon processing. Specifies whether routes learned on a network are not announced in RIP announcements sent on that network.
IPRIP_FLAG_POISON_REVERSE 0x00000020	Enables the poison-reverse processing. Specifies whether routes learned on a network are announced with a metric of 16 (unreachable) in RIP announcements sent on that network.
IPRIP_FLAG_GRACEFUL_SHUTDOWN 0x00000040	Sends cleanup updates when shutting down. Specifies whether, if the RIP is stopping on this interface, the RIP sends an announcement with all routes that are marked with a metric of 15. This enables neighboring routers to immediately update their routing tables to indicate that the routes available through the router that is stopping are no longer reachable.
IPRIP_FLAG_TRIGGERED_UPDATES 0x00000080	Enables triggered updates processing. Specifies whether new routes and metric changes trigger an immediate update that includes only the changes. This is called a triggered update.
IPRIP_FLAG_OVERWRITE_STATIC_ROUTES 0x00000100	Overwrites the static routes on the interface.
IPRIP_FLAG_NO_SUBNET_SUMMARY 0x00000200	Specifies that subnet routes are not summarized in the form of the class-based network ID when announced on a network that is not a subnet of the class-based network ID. By default, subnet summarization is disabled.

**IC\_RouteExpirationInterval (4 bytes):** The lifetime (in seconds) of a route that is learned through the RIP before it expires.

**IC\_RouteRemovalInterval (4 bytes):** The amount of time (in seconds) after which a RIP-learned route that has expired is removed from the routing table.

**IC\_FullUpdateInterval (4 bytes):** The number of seconds between full RIP updates.

**IC\_AuthenticationType (4 bytes):** One of the following values.

Value	Meaning
IPRIP_AUTHTYPE_NONE 0x00000001	No authentication is used.
IPRIP_AUTHTYPE_SIMPLE_PASSWORD 0x00000002	Password authentication is used. Plain comparison of text is made.
IPRIP_AUTHTYPE_MD5 0x00000003	This is unused.

**IC\_AuthenticationKey (16 bytes):** The authentication data being sent depending on IC\_AuthenticationType. This MUST be a write-only field and MUST be ignored on receive.



**IC\_RouteTag (2 bytes):** A tag number for the routes advertised on this interface. Use this option if to have all packets sent over this interface to include a tag in RIP version 2 announcements. See [RFC1723].

**IC\_Padding (2 bytes):** This is a padding field and MUST be set to 0 and ignored on receive.

**IC\_UnicastPeerMode (4 bytes):** This MUST be one of the following values.

Value	Meaning
IPRIP_PEER_DISABLED 0x00000000	RIP packets will not be sent to peers.
IPRIP_PEER_ALSO 0x00000001	RIP packets will be sent to peers, as well as being sent via broadcast or multicast.
IPRIP_PEER_ONLY 0x00000002	RIP packets will only be sent to the peers specified in the structure.

**IC\_AcceptFilterMode (4 bytes):** This MUST be one of the following values.

Value	Meaning
IPRIP_FILTER_DISABLED 0x00000000	Updates from all IP addresses are accepted.
IPRIP_FILTER_INCLUDE 0x00000001	Updates are only accepted from the IP addresses specified by the IC_AcceptFilter.
IPRIP_FILTER_EXCLUDE 0x00000002	Ignores updates from the IP addresses specified by the IC_AcceptFilter.

**IC\_AnnounceFilterMode (4 bytes):** This MUST be one of the following values.

Value	Meaning
IPRIP_FILTER_DISABLED 0x00000000	Updates from all IP addresses are accepted.
IPRIP_FILTER_INCLUDE 0x00000001	Updates are only accepted from IP addresses specified by the IC_AnnounceFilter.
IPRIP_FILTER_EXCLUDE 0x00000002	Ignores updates from the IP addresses specified by the IC_AnnounceFilter.

**IC\_UnicastPeerCount (4 bytes):** The number of peer IP addresses specified in **IC\_UnicastPeer** array.

**IC\_AcceptFilterCount (4 bytes):** The number of accept filters specified in **IC\_AcceptFilter**.

**IC\_AnnounceFilterCount (4 bytes):** The number of announce filters specified in **IC\_AnnounceFilter**.

**IC\_UnicastPeer (variable):** This specifies an array of IPv4 address of the peers in network byte order. The array MUST have **IC\_UnicastPeerCount** number of elements in it.

**IC\_AcceptFilter (variable):** This specifies an array of IPRIP\_ROUTE\_FILTER (section 2.2.1.2.168) entries. The array MUST have **IC\_AcceptFilterCount** number of elements in it. The default filter action to be applied for these filters is specified by **IC\_AcceptFilterMode**.

**IC\_AnnounceFilter (variable):** This specifies an array of IPRIP\_ROUTE\_FILTER (section 2.2.1.2.168) entries. The array MUST have **IC\_AnnounceFilterCount** number of elements in it. The default filter action to be applied for these filters is specified by **IC\_AnnounceFilterMode**.

### 2.2.1.2.168 IPRIP\_ROUTE\_FILTER

The **IPRIP\_ROUTE\_FILTER** structure is used to specify a route filter for use in the **IC\_AcceptFilter** and **IC\_AnnounceFilter** fields of the IPRIP\_IF\_CONFIG (section 2.2.1.2.167) structure.

```
typedef struct _IPRIP_ROUTE_FILTER {  
    DWORD RF_LoAddress;  
    DWORD RF_HiAddress;  
} IPRIP_ROUTE_FILTER,  
*PIPRIP_ROUTE_FILTER;
```

**RF\_LoAddress:** The starting IPv4 address of the route filter specified in network byte order.

**RF\_HiAddress:** The ending IPv4 address of the route filter specified in network byte order.

### 2.2.1.2.169 IPRIP\_IF\_BINDING

The **IPRIP\_IF\_BINDING** structure is an MIB entry that contains the table of IP addresses to which each interface is bound. This structure is used in IPRIP\_MIB\_GET\_INPUT\_DATA (section 2.2.1.2.162) and IPRIP\_MIB\_GET\_OUTPUT\_DATA (section 2.2.1.2.163) structures.

All IP addresses are in network order. This structure is variable length.

The base structure contains the field **IB\_AddrCount**, which gives the number of IP addresses to which the indexed interface is bound. The IP addresses themselves follow the base structure and are given as IPRIP\_IP\_ADDRESS (section 2.2.1.2.170) structures. This MIB entry is read-only.

```
typedef struct _IPRIP_IF_BINDING {  
    DWORD IB_State;  
    DWORD IB_AddrCount;  
} IPRIP_IF_BINDING,  
*PIPRIP_IF_BINDING;
```

**IB\_State:** The IP RIP state on the interface. It MUST be a combination of one or more of the following values.

Value	Meaning
IPRIP_STATE_ENABLED 0x00000001	The IP RIP is enabled.
IPRIP_STATE_BOUND 0x00000002	The socket is bound.

**IB\_AddrCount:** The number of IPRIP\_IP\_ADDRESS structures present at the end of this structure.

### 2.2.1.2.170 IPRIP\_IP\_ADDRESS

The **IPRIP\_IP\_ADDRESS** structure is used for storing interface bindings. A series of structures of this type follows the IPRIP\_IF\_BINDING (section 2.2.1.2.169) structure. This structure is used in IPRIP\_IF\_BINDING. Both fields are IP address fields in network-order.

```
typedef struct _IPRIP_IP_ADDRESS {
    DWORD IA_Address;
    DWORD IA_Netmask;
} IPRIP_IP_ADDRESS,
*PIPRIP_IP_ADDRESS;
```

**IA\_Address:** The IP address.

**IA\_Netmask:** The net mask. See [RFC950].

### 2.2.1.2.171 IPRIP\_PEER\_STATS

The **IPRIP\_PEER\_STATS** structure is an MIB entry that describes the statistics kept about neighboring routers. All IP addresses are in network order. This structure is read-only. This structure is used in IPRIP\_MIB\_GET\_INPUT\_DATA (section 2.2.1.2.162) and IPRIP\_MIB\_GET\_OUTPUT\_DATA (section 2.2.1.2.163).

```
typedef struct _IPRIP_PEER_STATS {
    DWORD PS_LastPeerRouteTag;
    DWORD PS_LastPeerUpdateTickCount;
    DWORD PS_LastPeerUpdateVersion;
    DWORD PS_BadResponsePacketsFromPeer;
    DWORD PS_BadResponseEntriesFromPeer;
} IPRIP_PEER_STATS,
*PIPRIP_PEER_STATS;
```

**PS\_LastPeerRouteTag:** The route tag last received from the peer.

**PS\_LastPeerUpdateTickCount:** The number of updates received from peer.

**PS\_LastPeerUpdateVersion:** The RIP version of the last update received from peer.

**PS\_BadResponsePacketsFromPeer:** The number of bad response packets received from peer.

**PS\_BadResponseEntriesFromPeer:** The number of bad entries in responses received from peer.

### 2.2.1.2.172 (Updated Section) IGMP\_MIB\_GET\_INPUT\_DATA

The **IGMP\_MIB\_GET\_INPUT\_DATA** structure is passed as input data for the following methods:

- RMIBEntryGet (section 3.1.4.30)
- RMIBEntryGetFirst (section 3.1.4.31)
- RMIBEntryGetNext (section 3.1.4.32)

All IP addresses MUST be in network order.

```
typedef struct _IGMP_MIB_GET_INPUT_DATA {
    DWORD TypeId;
    USHORT Flags;
    USHORT Signature;
    DWORD IfIndex;
    DWORD RasClientAddr;
    DWORD GroupAddr;
    DWORD Count;
```

```

} IGMP_MIB_GET_INPUT_DATA,
*PIGMP_MIB_GET_INPUT_DATA;

```

**TypeID:** Specifies the type of entry being requested. It MUST be one of the following, otherwise an error is returned.

Value	Meaning
IGMP_IF_STATS_ID 0x00000004	The Internet Group Management Protocol (IGMP) statistics for an interface. If <b>TypeID</b> is set to this value, <b>Count</b> MUST be <b>non-zero</b> .
IGMP_IF_GROUPS_LIST_ID 0x00000005	The list of multicast group members on an interface. If <b>TypeID</b> is set to this value, <b>Count</b> MUST be <b>non-zero</b> .
IGMP_GROUP_IFS_LIST_ID 0x00000006	The list of interfaces joined for a group. If <b>TypeID</b> is set to this value, <b>Count</b> MUST be <b>non-zero</b> and <b>GroupAddr</b> MUST match a valid existing IGMP group address.
IGMP_PROXY_IF_INDEX_ID 0x00000007	Returns the index of the interface owned by the IGMP proxy. RMIBEntryGetNext is invalid as there is only one proxy interface and ERROR_NO_MORE_ITEMS is returned.

**Flags:** This MUST be one of the following combinations, otherwise an error is returned.

Value	Meaning
IGMP_ENUM_FOR_RAS_CLIENTS 0x00000001	Enumerate for RAS clients only.
IGMP_ENUM_ONE_ENTRY 0x00000002	Return only one interface group entry.
IGMP_ENUM_ALL_INTERFACES_GROUPS 0x00000004	Enumerate all interfaces. If enumeration reaches end of an interface, it will go to the next interface.
IGMP_ENUM_ALL_TABLES 0x00000010	Enumerate all tables.
IGMP_ENUM_SUPPORT_FORMAT_IGMPV3 0x00000010	Set if IGMPv3 is supported.

**Signature:** This MUST be set to zero **(0)**.

**IfIndex:** The index of the interface for which information needs to be retrieved.

**RasClientAddr:** The address of the RAS client for which information needs to be retrieved.

**GroupAddr:** The IGMP group address for which information needs to be retrieved.

**Count:** The count of entries that need to be retrieved.

### 2.2.1.2.173 IGMP\_MIB\_GET\_OUTPUT\_DATA

The **IGMP\_MIB\_GET\_OUTPUT\_DATA** structure is written into the output data on calling the following methods:

- RMIBEntryGet (section 3.1.4.30)

- RMIBEntryGetFirst (section 3.1.4.31)
- RMIBEntryGetNext (section 3.1.4.32)

0	1	2	3	4	5	6	7	8	9	0	1	2	3	4	5	6	7	8	9	0	1	2	3	4	5	6	7	8	9	0	1
TypeID																															
Flags																															
Count																															
Buffer (variable)																															
...																															

**TypeID (4 bytes):** Specifies the type of entry being populated.

Value	Meaning
IGMP_IF_STATS_ID 0x00000004	Returns the statistics for an interface, see IGMP_MIB_IF_STATS for more details.
IGMP_IF_GROUPS_LIST_ID 0x00000005	Returns the list of multicast group members on an interface, IGMP_MIB_IF_GROUPS_LIST.
IGMP_GROUP_IFS_LIST_ID 0x00000006	Returns the list of interfaces joined for that group, IGMP_MIB_GROUP_IFS_LIST.
IGMP_PROXY_IF_INDEX_ID 0x00000007	Returns the index of interface owned by the IGMP proxy.

**Flags (4 bytes):** This MUST be a combination of the following flags.

Value	Meaning
IGMP_ENUM_FOR_RAS_CLIENTS 0x00000001	Enumerate for RAS clients only.
IGMP_ENUM_ONE_ENTRY 0x00000002	Returns only one interface group entry.
IGMP_ENUM_ALL_INTERFACES_GROUPS 0x00000004	Enumerate all interfaces. If the enumeration reaches the end of an interface, it will go to the next interface.
IGMP_ENUM_ALL_TABLES 0x00000010	Enumerate all tables.
IGMP_ENUM_SUPPORT_FORMAT_IGMPV3 0x00000010	Set if IGMPv3 is supported.
IGMP_ENUM_INTERFACE_TABLE_BEGIN 0x00000100	Indicates the beginning of the table.
IGMP_ENUM_INTERFACE_TABLE_CONTINUE	The enumeration for the interface has to continue.

Value	Meaning
0x00000200	
IGMP_ENUM_INTERFACE_TABLE_END 0x00000400	End of the enumeration for the interface.
IGMP_ENUM_FORMAT_IGMPV3 0x00001000	A set of IGMPv3 information is present.

**Count (4 bytes):** The number of entries being returned.

**Buffer (variable):** One of the structures specified previously depending on the **TypeId**.

### 2.2.1.2.174 (Updated Section) IGMP\_MIB\_GLOBAL\_CONFIG

The **IGMP\_MIB\_GLOBAL\_CONFIG** structure contains the global configuration for the IGMP. This structure is used in the following methods:

- RRouterInterfaceTransportSetGlobalInfo (section 3.1.4.10)
- RRouterInterfaceTransportGetGlobalInfo (section 3.1.4.11)

```
typedef struct _IGMP_MIB_GLOBAL_CONFIG {
    DWORD Version;
    DWORD LoggingLevel;
    DWORD RasClientStats;
} IGMP_MIB_GLOBAL_CONFIG,
*PIGMP_MIB_GLOBAL_CONFIG;
```

**Version:** It MUST be one of the following.

Value	Meaning
IGMP_VERSION_1_2 0x00000201	IGMPv1 or IGMPv2
IGMP_VERSION_3 0x00000301	IGMPv3

**LoggingLevel:** Specifies the logging level. It MUST be one of the following values.

Value	Meaning
IGMP_LOGGING_NONE 0x00000000	No logging is done.
IGMP_LOGGING_ERROR 0x00000001	Only errors are logged.
IGMP_LOGGING_WARN 0x00000002	Errors and warnings are logged.
IGMP_LOGGING_INFO 0x00000003	Errors, warnings, and information is logged.

**RasClientStats:** If **RASClientStats** is nonzero, then per RAS client statistics are maintained.

### 2.2.1.2.175 (Updated Section) IGMP\_MIB\_IF\_CONFIG

The **IGMP\_MIB\_IF\_CONFIG** structure contains per-interface configuration. This structure is used in the following methods:

- RRouterInterfaceTransportAdd (section 3.1.4.18)
- RRouterInterfaceTransportGetInfo (section 3.2.4.19)
- RRouterInterfaceTransportSetInfo (section 3.1.4.20)

All IP address fields **MUST** be in network order.

```
typedef struct _IGMP_MIB_IF_CONFIG {
    DWORD Version;
    DWORD IfIndex;
    DWORD IpAddr;
    DWORD IfType;
    DWORD Flags;
    DWORD IgmpProtocolType;
    DWORD RobustnessVariable;
    DWORD StartupQueryInterval;
    DWORD StartupQueryCount;
    DWORD GenQueryInterval;
    DWORD GenQueryMaxResponseTime;
    DWORD LastMemQueryInterval;
    DWORD LastMemQueryCount;
    DWORD OtherQuerierPresentInterval;
    DWORD GroupMembershipTimeout;
    DWORD NumStaticGroups;
} IGMP_MIB_IF_CONFIG,
*PIGMP_MIB_IF_CONFIG;
```

**Version:** It **MUST** be one of the following **values**.

Value	Meaning
IGMP_VERSION_1_2 0x00000201	IGMPv1 or IGMPv2
IGMP_VERSION_3 0x00000301	IGMPv3

**IfIndex:** The index of the interface, it is read-only.

**IpAddr:** The IP address of the interface, it is read-only.

**IfType:** The type of the interface, it is read-only. It **MUST** be one of the following **values**.

Value	Meaning
IGMP_IF_NOT_RAS 0x00000001	The interface is connected to a LAN.
IGMP_IF_RAS_ROUTER 0x00000002	The interface is connected to another router over RAS.
IGMP_IF_RAS_SERVER 0x00000003	The entry corresponds to a RAS server if it contains statistics, then it represents summarized statistics.

Value	Meaning
IGMP_IF_RAS_CLIENT 0x00000004	The entry corresponds to a RAS client.
IGMP_IF_PROXY 0x00000008	One of the first four flags will still be set to enable the switch from the proxy to an IGMP router.

**Flags:** It MUST be one of the following **values**.

Value	Meaning
IGMP_INTERFACE_ENABLED_IN_CONFIG 0x00000001	The interface is enabled in this configuration.
IGMP_ACCEPT_RTRALERT_PACKETS_ONLY 0x00000002	Can accept only router alerts.

**IgmpProtocolType:** **Takes one of the following values.**

Value	Meaning
IGMP_PROXY 0x00000000	The interface is an IGMPv2 proxy.
IGMP_ROUTER_V1 0x00000001	The interface is an IGMPv1 router.
IGMP_ROUTER_V2 0x00000002	The interface is an IGMPv2 router.
IGMP_ROUTER_V3 0x00000003	The interface is an IGMPv3 router.
IGMP_PROXY_V3 0x00000010	The interface is an IGMPv3 proxy.

**RobustnessVariable:** The robustness variable is a way of indicating the lossy nature of the subnet to which this interface is attached. The IGMP can recover from lost IGMP packets (robustness variable is set to 1). The robustness variable SHOULD be set to a value of 2 or greater.

**StartupQueryInterval:** The startup query interval is the amount of time in seconds between successive general query messages sent by a querier during startup.

**StartupQueryCount:** The startup query count is the number of general query messages sent at startup.

**GenQueryInterval:** The query interval is the amount of time, in seconds, between the IGMP general query messages sent by the router (if the router is the querier on this subnet).

**GenQueryMaxResponseTime:** The query response interval is the maximum amount of time, in seconds, that the IGMP router waits to receive a response to a general query message.

**LastMemQueryInterval:** The last member query interval is the amount of time, in milliseconds, that the IGMP router waits to receive a response to a group-specific query message. The last member query interval is also the amount of time, in seconds, between successive group-specific query messages.



**LastMemQueryCount:** The last member query count is the number of group-specific query messages sent before the router assumes there are no members of the host group being queried on this interface.

**OtherQuerierPresentInterval:** Displays the calculated other querier present interval. The other querier present interval is the number of seconds that MUST pass before a multicast router determines that there is no other multicast router that can be the querier. The other querier present interval is (robustness variable) \* (query interval) + (query response interval)/2.

**GroupMembershipTimeout:** Displays the calculated group membership interval. The group membership interval is the number of seconds that MUST pass before a multicast router determines that there are no more members of a host group on a subnet. The group membership interval is (robustness variable) \* (query interval) + (query response interval).

**NumStaticGroups:** The number of static groups. This value MUST be zero (0) when calling RRouterInterfaceTransportAdd and RRouterInterfaceTransportSetInfo.

### 2.2.1.2.176 (Updated Section) IGMP\_MIB\_IF\_GROUPS\_LIST

The **IGMP\_MIB\_IF\_GROUPS\_LIST** structure is an MIB entry that stores the list of multicast groups that are members of that interface. This structure has variable length. The structure is followed by **NumGroups** number of IGMP\_MIB\_GROUP\_INFO (section 2.2.1.2.177) structures.

```
typedef struct _IGMP_MIB_IF_GROUPS_LIST {
    DWORD IfIndex;
    DWORD IpAddr;
    DWORD IfType;
    DWORD NumGroups;
    BYTE Buffer[1];
} IGMP_MIB_IF_GROUPS_LIST,
*PIGMP_MIB_IF_GROUPS_LIST;
```

**IfIndex:** Index of the interface

**IpAddr:** IP address of the interface

**IfType:** Type of the interface, MUST be one of the following values.

Value	Meaning
IGMP_IF_NOT_RAS 0x00000001	The interface is connected to a LAN
IGMP_IF_RAS_ROUTER 0x00000002	The interface is connected to another router over RAS
IGMP_IF_RAS_SERVER 0x00000003	The entry corresponds to a RAS server if it contains stats, then it represents summarized stats
IGMP_IF_RAS_CLIENT 0x00000004	The entry corresponds to a RAS client
IGMP_IF_PROXY 0x00000008	then one of the 1st 4 flags still will be set to enable switch from proxy to IGMP router

**NumGroups:** Number of **IGMP\_MIB\_GROUP\_INFO** structures

**Buffer:** MUST point to **IGMP\_MIB\_GROUP\_INFO**.

### 2.2.1.2.177 (Updated Section) IGMP\_MIB\_GROUP\_INFO

The **IGMP\_MIB\_GROUP\_INFO** structure is used in the **IGMP\_MIB\_IF\_GROUPS\_LIST** (section 2.2.1.2.176) structure. If the interface is of type **RAS\_SERVER** then the group membership of all the RAS clients is summarized, and the **GroupUpTime** and **GroupExpiryTime** is the maximum over all member RAS clients, while the **V1HostPresentTimeLeft** is set to 0. If the interface is of type **RAS\_CLIENT**, the **IpAddr** is the next hop IP address of the RAS client. The membership is summarized over the RAS clients unless the **IGMP\_ENUM\_FOR\_RAS\_CLIENTS\_ID** flag is set in **Flags**.

```
typedef struct _IGMP_MIB_GROUP_INFO {
    union {
        DWORD IfIndex;
        DWORD GroupAddr;
    };
    DWORD IpAddr;
    DWORD GroupUpTime;
    DWORD GroupExpiryTime;
    DWORD LastReporter;
    DWORD V1HostPresentTimeLeft;
    DWORD Flags;
} IGMP_MIB_GROUP_INFO,
*PIGMP_MIB_GROUP_INFO;
```

**IfIndex/ GroupAddr:** The index of the interface or group address.

**IpAddr:** The IP address of the interface.

**GroupUpTime:** The time, in seconds, since the group is up.

**GroupExpiryTime:** The time, in seconds, before the group expires.

**LastReporter:** The IP address of the last reporter.

**V1HostPresentTimeLeft:** The time left for the present IGMPv1 hosts.

**Flags:** It MUST be one of the following [values](#).

Value	Meaning
IGMP_GROUP_TYPE_NON_STATIC 0x00000001	The IGMP group is not static.
IGMP_GROUP_TYPE_STATIC 0x00000002	The IGMP group is static.
IGMP_GROUP_FWD_TO_MGM 0x00000004	The IGMP group needs to be forwarded to the multiple multicast routing protocols.
IGMP_GROUP_ALLOW 0x00000010	Allows IGMP groups.
IGMP_GROUP_BLOCK 0x00000020	Blocks IGMP groups.
IGMP_GROUP_NO_STATE 0x00000040	There is no IGMP group state.

### 2.2.1.2.178 (Updated Section) IGMP\_MIB\_IF\_STATS

The **IGMP\_MIB\_IF\_STATS** structure contains statistics about an interface.

```
typedef struct _IGMP_MIB_IF_STATS {
    DWORD IfIndex;
    DWORD IpAddr;
    DWORD IfType;
    BYTE State;
    BYTE QuerierState;
    DWORD IgmpProtocolType;
    DWORD QuerierIpAddr;
    DWORD ProxyIfIndex;
    DWORD QuerierPresentTimeLeft;
    DWORD LastQuerierChangeTime;
    DWORD V1QuerierPresentTimeLeft;
    DWORD Uptime;
    DWORD TotalIgmpPacketsReceived;
    DWORD TotalIgmpPacketsForRouter;
    DWORD GeneralQueriesReceived;
    DWORD WrongVersionQueries;
    DWORD JoinsReceived;
    DWORD LeavesReceived;
    DWORD CurrentGroupMemberships;
    DWORD GroupMembershipsAdded;
    DWORD WrongChecksumPackets;
    DWORD ShortPacketsReceived;
    DWORD LongPacketsReceived;
    DWORD PacketsWithoutRtrAlert;
} IGMP_MIB_IF_STATS;
*PIGMP_MIB_IF_STATS;
```

**IfIndex:** The index of the interface.

**IpAddr:** The IP address of the interface. If the interface is a RAS interface, then the **IpAddr** is set to the **NextHopAddress** of the RAS client.

**IfType:** The type of the interface. It MUST be one of the following [values](#).

Value	Meaning
IGMP_IF_NOT_RAS 0x00000001	The interface is connected to a LAN.
IGMP_IF_RAS_ROUTER 0x00000002	The interface is connected to another router over RAS.
IGMP_IF_RAS_SERVER 0x00000003	The entry corresponds to a RAS server if it contains statistics and it represents summary statistics.
IGMP_IF_RAS_CLIENT 0x00000004	The entry corresponds to a RAS client.
IGMP_IF_PROXY 0x00000008	The interface is an IGMP PROXY. One of the first four flags will still be set to enable the switch from the proxy to the IGMP router.

**State:** It MUST be a combination of one or more of the following values.

Value	Meaning
IGMP_STATE_BOUND	The socket is bound.

Value	Meaning
0x01	
IGMP_STATE_ENABLED_BY_RTRMGR 0x02	The interface is enabled by router.
IGMP_STATE_ENABLED_IN_CONFIG 0x04	The interface is enabled in the configuration.
IGMP_STATE_ENABLED_BY_MGM 0x08	The interface is enabled by component that aggregates multiple routing protocols.

**QuerierState:** It MUST be one of the following.

Value	Meaning
RTR_QUERIER 0x10	The interface is the IGMP querier.
RTR_NOT_QUERIER 0x00	The interface is not the IGMP querier.

**IgmpProtocolType:** Takes one of the following values.

Value	Meaning
IGMP_PROXY 0x00000000	The interface is an IGMPv2 proxy. Specifies that the IGMPv2 proxy mode is enabled on this interface. An interface in IGMP proxy mode acts as a host, forwarding the IGMP host membership messages for all the IGMP host membership messages received on all other interfaces on which the IGMP router mode is enabled. Additionally, all nonlocal multicast traffic received on all other interfaces (on which the IGMP router mode is enabled) is forwarded over the IGMP proxy mode interface.
IGMP_ROUTER_V1 0x00000001	The interface is an IGMPv1 router. Specifies that IGMPv1 router mode is enabled on this interface. An interface in IGMP router mode listens for IGMP messages from hosts and updates the TCP/IP multicast forwarding table.
IGMP_ROUTER_V2 0x00000002	The interface is an IGMPv2 router. Specifies that IGMPv2 router mode is enabled on this interface. An interface in IGMP router mode listens for IGMP messages from hosts and updates the TCP/IP multicast forwarding table.
IGMP_ROUTER_V3 0x00000003	The interface is an IGMPv3 router. Specifies that IGMPv3 router mode is enabled on this interface. An interface in IGMP router mode listens for IGMP messages from hosts and updates the TCP/IP multicast forwarding table.
IGMP_PROXY_V3 0x00000010	The interface is an IGMPv3 proxy. Specifies that IGMPv3 proxy mode is enabled on this interface. An interface in IGMP proxy mode acts as a host, forwarding IGMP host membership messages for all IGMP host membership messages received on all other interfaces on which IGMP router mode is enabled. Additionally, all nonlocal multicast traffic received on all other interfaces (on which IGMP router mode is enabled) is forwarded over the IGMP proxy mode interface.

**QuerierIpAddr:** The IP address of the querier.

**ProxyIfIndex:** The **IfIndex** of the IGMP proxy.

**QuerierPresentTimeLeft:** If no IGMPv2 queries are heard on this interface within this interval, the local router will take over the querier on the IP subnet to which this interface is attached.

**LastQuerierChangeTime:** The number of seconds since igmpInterfaceQuerier was last changed.

**V1QuerierPresentTimeLeft:** The time remaining until the host assumes that there are no IGMPv1 routers present on the interface. While this is nonzero, the host will reply to all queries with version 1 membership reports.

**Uptime:** The time, in seconds, the interface has been activated.

**TotalIgmppacketsReceived:** The total IGMP packets received.

**TotalIgmppacketsForRouter:** The total IGMP packets received for a router.

**GeneralQueriesReceived:** The total queries received.

**WrongVersionQueries:** The count of wrong version queries received.

**JoinsReceived:** The count of IGMP joins received.

**LeavesReceived:** The count of IGMP leaved received.

**CurrentGroupMemberships:** The count of current group memberships.

**GroupMembershipsAdded:** The count of group memberships received.

**WrongChecksumPackets:** The count of packets with wrong checksum received.

**ShortPacketsReceived:** The count of short packets received.

**LongPacketsReceived:** The count of long packets received.

**PacketsWithoutRtrAlert:** The count of packets with router alerts received.

### 2.2.1.2.179 IGMP\_MIB\_GROUP\_IFS\_LIST

The **IGMP\_MIB\_GROUP\_IFS\_LIST** structure is an MIB entry and stores the list of interfaces that have received joins for that group. This structure has variable length. The structure is followed by the **NumInterfaces** number of structures of type IGMP\_MIB\_GROUP\_INFO or IGMP\_MIB\_GROUP\_INFO\_V3.

This structure is read only.

0	1	2	3	4	5	6	7	8	9	10	11	12	13	14	15	16	17	18	19	20	21	22	23	24	25	26	27	28	29	30	31
GroupAddr																															
NumInterfaces																															
Buffer (variable)																															
...																															

**GroupAddr (4 bytes):** The address of the IGMP group.

**NumInterfaces (4 bytes):** The number of structures in the buffer.

**Buffer (variable):** If IGMP\_ENUM\_FORMAT\_IGMPV3 is set, then **Flags** of IGMP\_MIB\_GET\_OUTPUT\_DATA contains IGMP\_MIB\_GROUP\_INFO\_V3 structures otherwise. Otherwise, it contains IGMP\_MIB\_GROUP\_INFO structures.

### 2.2.1.2.180 IGMP\_MIB\_GROUP\_INFO\_V3

The **IGMP\_MIB\_GROUP\_INFO\_V3** provides information about a group.

```
typedef struct _IGMP_MIB_GROUP_INFO_V3
{
    union {
        DWORD IfIndex;
        DWORD GroupAddr;
    };
    DWORD IpAddr;
    DWORD GroupUpTime;
    DWORD GroupExpiryTime;
    DWORD LastReporter;
    DWORD V1HostPresentTimeLeft;
    DWORD Flags;
    DWORD Version;
    DWORD Size;
    DWORD FilterType;
    DWORD V2HostPresentTimeLeft;
    DWORD NumSources;
} IGMP_MIB_GROUP_INFO_V3,
*PIGMP_MIB_GROUP_INFO_V3;
```

**IfIndex:** The interface for which this entry contains information for an IP multicast group address.

**GroupAddr:** The IP multicast group address for which this entry contains information.

**IpAddr:** The IP address of the interface.

**GroupUpTime:** The time, in seconds, since the group membership was up.

**GroupExpiryTime:** The time, in seconds, before the group membership expires.

**LastReporter:** The IP address of the source of the last membership report received for this IP multicast group address on this interface. If no membership report has been received, this object has the value 0.0.0.0.

**V1HostPresentTimeLeft:** The time remaining until the local router will assume that there are no longer any IGMP version 1 members on the IP subnet attached to this interface. Upon hearing any IGMPv1 membership report, this value is reset to the group membership timer. While this time remaining is nonzero, the local router ignores any IGMPv1 leave messages for this group that it receives on this interface.

**Flags:** This MUST be 0x1000 if IGMPv3 information is available and a **IGMP\_MIB\_GROUP\_INFO\_V3** structure MUST be used. All other values have no meaning.

**Version:** The IGMP version. It MUST be 3.

**Size:** The size of the structure.

**FilterType:** Indicates whether the sources specified need to be included or excluded. It MUST be either EXCLUSION (0x00000000) or INCLUSION (0x00000001).

**V2HostPresentTimeLeft:** The time remaining until the local router will assume that there are no longer any IGMP version 2 members on the IP subnet attached to this interface. Upon hearing any

IGMPv2 membership report, this value is reset to the group membership timer. While this time remaining is nonzero, the local router ignores any IGMPv2 leave messages for this group that it receives on this interface.

**NumSources:** The number of entries of **IGMP\_MIB\_GROUP\_SOURCE\_INFO\_V3**.

**Sources:** The **IGMP\_MIB\_GROUP\_SOURCE\_INFO\_V3** structure.

### 2.2.1.2.181 INTERFACE\_ROUTE\_ENTRY

The **INTERFACE\_ROUTE\_ENTRY** structure is used to store and retrieve entries of the IPv6 ForwardRow based on the dwIndex.

```
typedef struct _INTERFACE_ROUTE_ENTRY {
    DWORD dwIndex;
    INTERFACE_ROUTE_INFO routeInfo;
} INTERFACE_ROUTE_ENTRY,
*PINTERFACE_ROUTE_ENTRY;
```

**dwIndex:** The index to the table of INTERFACE\_ROUTE\_INFO structures defined on RRAS.

**routeInfo:** This MUST be **INTERFACE\_ROUTE\_INFO**.

### 2.2.1.2.182 IP\_NAT\_MIB\_QUERY

The **IP\_NAT\_MIB\_QUERY** structure is used to retrieve Network Address Translator (NAT) information and is passed to the following methods:

- RMIBEntryGet (section 3.1.4.30)
- RMIBGetEntryFirst (section 3.1.4.31)
- RMIBEntryGetNext (section 3.1.4.32)

```
typedef struct _IP_NAT_MIB_QUERY {
    ULONG Oid;
    union {
        ULONG Index;
        UCHAR Data;
    };
} IP_NAT_MIB_QUERY,
*PIP_NAT_MIB_QUERY;
```

**Oid:** This is an index of the NAT MIB. It MUST be one of the following values.

Value	Meaning
IP_NAT_INTERFACE_STATISTICS_OID 0x00000000	NAT interface statistics information is retrieved. When RMIBEntryGet, RMIBGetEntryFirst, and RMIBEntryGetNext return pMibOutEntry or pInfoStruct it MUST be typecast to IP_NAT_INTERFACE_STATISTICS (section 2.2.1.2.185).
IP_NAT_INTERFACE_MAPPING_TABLE_OID 0x00000001	NAT interface mapping table information. When RMIBEntryGet, RMIBGetEntryFirst, and RMIBEntryGetNext return pMibOutEntry or pInfoStruct it MUST be typecast to IP_NAT_ENUMERATE_SESSION_MAPPINGS (section 2.2.1.2.183).

Value	Meaning
IP_NAT_MAPPING_TABLE_OID 0x00000002	NAT mapping table information. Retrieves the session mappings of an interface. When RMIBEntryGet, RMIBGetEntryFirst, and RMIBEntryGetNext return pMibOutEntry or pInfoStruct it MUST be typecast to IP_NAT_ENUMERATE_SESSION_MAPPINGS.

**Index:** This MUST be the index of the interface when Oid is 0x00000000.

**Data:** This MUST be **IP\_NAT\_ENUMERATE\_SESSION\_MAPPINGS** if Oid is not 0x00000000.

### 2.2.1.2.183 IP\_NAT\_ENUMERATE\_SESSION\_MAPPINGS

The **IP\_NAT\_ENUMERATE\_SESSION\_MAPPINGS** structure is used for enumerating NAT session mappings and is part of the IP\_NAT\_MIB\_QUERY (section 2.2.1.2.182) structure.

0	1	2	3	4	5	6	7	8	9	0	1	2	3	4	5	6	7	8	9	0	1	2	3	4	5	6	7	8	9	0	1
Index																															
EnumerateContext (16 bytes)																															
...																															
...																															
EnumerateCount																															
EnumerateTotalHint																															
EnumerateTable (variable)																															

**Index (4 bytes):** This MUST be the index of the interface.

**EnumerateContext (16 bytes):** This is represented by an array of 4 ULONG values. On the first call to RMIBEntryGet (section 3.1.4.30) or RMIBEntryGetFirst (section 3.1.4.31) methods **EnumerateContext** is zeroed out. It will be filled by the NAT with the information to be passed back down as the enumeration continues. To indicate there are no items remaining, the NAT will set **EnumerateContext[0]** to 0. In RMIBEntryGetNext (section 3.2.4.32) method, **EnumerateContext** MUST be returned to the value returned in the previous calls.

**EnumerateCount (4 bytes):** Contains the number of enumerations returned and the number of IP\_NAT\_SESSION\_MAPPING (section 2.2.1.2.184) structures being returned.

**EnumerateTotalHint (4 bytes):** Count of the total number of entries.

**EnumerateTable (variable):** This MUST be **IP\_NAT\_SESSION\_MAPPING** structures.

**Note** The **EnumerateTable** field is of variable size depending on the value of **EnumerateCount**. While calculating the structure size, the size of **EnumerateTable** MUST NOT be added if value of **EnumerateCount** is zero.

### 2.2.1.2.184 IP\_NAT\_SESSION\_MAPPING



The **IP\_NAT\_SESSION\_MAPPING** structure holds information for a single NAT mapping and is part of IP\_NAT\_ENUMERATE\_SESSION\_MAPPINGS (section 2.2.1.2.183).

```
typedef struct _IP_NAT_SESSION_MAPPING {
    UCHAR Protocol;
    ULONG PrivateAddress;
    USHORT PrivatePort;
    ULONG PublicAddress;
    USHORT PublicPort;
    ULONG RemoteAddress;
    USHORT RemotePort;
    IP_NAT_DIRECTION Direction;
    ULONG IdleTime;
} IP_NAT_SESSION_MAPPING,
*PIP_NAT_SESSION_MAPPING;
```

**Protocol:** This MUST be one of the following.

Value	Meaning
NAT_PROTOCOL_ICMP 0x01	ICMP Protocol
NAT_PROTOCOL_IGMP 0x02	IGMP Protocol
NAT_PROTOCOL_TCP 0x06	TCP Protocol
NAT_PROTOCOL_UDP 0x11	UDP Protocol
NAT_PROTOCOL_IP6IN4 0x29	IPv6 in IPv4
NAT_PROTOCOL_PPTP 0x2F	PPTP Protocol
NAT_PROTOCOL_IPSEC_ESP 0x32	IPSec ESP
NAT_PROTOCOL_IPSEC_AH 0x33	IPSec AH
NAT_PROTOCOL_PGM 0x71	PGM

**PrivateAddress:** The private address of the NAT entry.

**PrivatePort:** The private port of the NAT entry.

**PublicAddress:** The public address of the NAT entry.

**PublicPort:** The public port of the NAT entry

**RemoteAddress:** The remote address of the NAT entry.

**RemotePort:** The remote port of the NAT entry.

**Direction:** This MUST be IP\_NAT\_DIRECTION.

**IdleTime:** The time, in seconds, since the last packet matching this entry was sent or received.

### 2.2.1.2.185 IP\_NAT\_INTERFACE\_STATISTICS

The **IP\_NAT\_INTERFACE\_STATISTICS** structure holds statistics for an interface and is part of IP\_NAT\_MIB\_QUERY (section 2.2.1.2.182) structure.

```
typedef struct _IP_NAT_INTERFACE_STATISTICS {
    OUT ULONG TotalMappings;
    OUT ULONG InboundMappings;
    OUT ULONG64 BytesForward;
    OUT ULONG64 BytesReverse;
    OUT ULONG64 PacketsForward;
    OUT ULONG64 PacketsReverse;
    OUT ULONG64 RejectsForward;
    OUT ULONG64 RejectsReverse;
} IP_NAT_INTERFACE_STATISTICS,
*PIP_NAT_INTERFACE_STATISTICS;
```

**TotalMappings:** The count of the total number of mappings present in the NAT table.

**InboundMappings:** The count of the total number of inbound mappings present in the NAT table.

**BytesForward:** The count of the total bytes forwarded.

**BytesReverse:** The count of the total bytes reversed.

**PacketsForward:** The count of the packets forwarded.

**PacketsReverse:** The count of the packets reversed.

**RejectsForward:** The count of the forward packets rejected.

**RejectsReverse:** The count of the reverse packets rejected.

### 2.2.1.2.186 (Updated Section) IP\_DNS\_PROXY\_MIB\_QUERY

The **IP\_DNS\_PROXY\_MIB\_QUERY** structure is passed to RMIBEntryGet (section 3.1.4.30) method to retrieve the DNS proxy information.

0	1	2	3	4	5	6	7	8	9	0	1	2	3	4	5	6	7	8	9	0	1	2	3	4	5	6	7	8	9	0	1
Oid																															
Index																															
Data (variable)																															
...																															

**Oid (4 bytes):** This MUST be set to 0x00000000.

**Index (4 bytes):** This MUST be the index of the interface.

**Data (variable):** This MUST be an IP\_DNS\_PROXY\_STATISTICS structure.

**Note** **Index** and **Data** are of variable size and while calculating the structure size, the size of **Index** or **Data** needs to be added. **Data** is unused and has been kept for extensibility.

### 2.2.1.2.187 IP\_DNS\_PROXY\_STATISTICS

The **IP\_DNS\_PROXY\_STATISTICS** structure contains the IP DNS proxy statistics.

```
typedef struct _IP_DNS_PROXY_STATISTICS {
    ULONG MessagesIgnored;
    ULONG QueriesReceived;
    ULONG ResponsesReceived;
    ULONG QueriesSent;
    ULONG ResponsesSent;
} IP_DNS_PROXY_STATISTICS,
*PIP_DNS_PROXY_STATISTICS;
```

**MessagesIgnored:** The count of the DNS proxy messages ignored.

**QueriesReceived:** The count of the DNS proxy queries received.

**ResponsesReceived:** The count of the DNS proxy responses received.

**QueriesSent:** The count of the DNS proxy queries sent.

**ResponsesSent:** The count of the DNS proxy responses sent.

### 2.2.1.2.188 (Updated Section) IP\_AUTO\_DHCP\_MIB\_QUERY

The **IP\_AUTO\_DHCP\_MIB\_QUERY** structure is used to retrieve the DNS proxy information and is passed to the following methods:

- RMIBEntryGet (section 3.1.4.30)
- RMIBEntryGetFirst (section 3.1.4.31)
- RMIBEntryGetNext (section 3.1.4.32)

```
typedef struct _IP_AUTO_DHCP_MIB_QUERY {
    ULONG Oid;
    union {
        ULONG Index;
        UCHAR Data;
    };
    ULONG Reserved;
} IP_AUTO_DHCP_MIB_QUERY,
*PIP_AUTO_DHCP_MIB_QUERY;
```

**Oid:** This MUST be set to 0x00000000.

**Index:** This MUST be index of the interface.

**Data:** This MUST be an IP\_AUTO\_DHCP\_STATISTICS structure.

**Note** **Index** and **Data** are variable-sized arrays. While calculating the structure size, the size of **Index** or **Data** is added. **Data** is unused and has been kept for extensibility.

**Reserved:** MUST be set to zero (0) when sent and MUST be ignored on receipt.

### 2.2.1.2.189 IP\_AUTO\_DHCP\_STATISTICS

The **IP\_AUTO\_DHCP\_STATISTICS** structure contains the DHCP auto-discovery statistics. This structure defines the statistics kept by the DHCP allocator, and is accessible to the following methods:

- RMIBEntryGet (section 3.2.4.30)
- RMIBEntryGetFirst (section 3.2.4.31)
- RMIBEntryGetNext (section 3.2.4.32)

```
typedef struct _IP_AUTO_DHCP_STATISTICS {
    ULONG MessagesIgnored;
    ULONG BootpOffersSent;
    ULONG DiscoversReceived;
    ULONG InformsReceived;
    ULONG OffersSent;
    ULONG RequestsReceived;
    ULONG AcksSent;
    ULONG NaksSent;
    ULONG DeclinesReceived;
    ULONG ReleasesReceived;
} IP_AUTO_DHCP_STATISTICS,
*PIP_AUTO_DHCP_STATISTICS;
```

**MessagesIgnored:** The count of the messages ignored.

**BootpOffersSent:** The count of the IPBOOTP offers sent.

**DiscoversReceived:** The count of the discover messages received.

**InformsReceived:** The count of the INFORM messages received.

**OffersSent:** The count of the OFFER messages sent.

**RequestsReceived:** The count of the REQUEST messages received.

**AcksSent:** The count of the acknowledge control packets (ACKs) sent.

**NaksSent:** The count of the negative acknowledge (NAK) messages sent.

**DeclinesReceived:** The count of the DECLINE messages received.

**ReleaseReceived:** The count of the RELEASE messages received.

### 2.2.1.2.190 (Updated Section) MIB\_DA\_MSG

The **MIB\_DA\_MSG** structure MAY<137> be used for retrieving OSPF MIB entries in the following methods:

- RMIBEntryGet (section 3.1.4.30)
- RMIBEntryGetFirst (section 3.1.4.31)
- RMIBEntryGetNext (section 3.1.4.32).

```
typedef struct _MIB_DA_MSG {
    UINT32 op_code;
    UINT32 ret_code;
    UINT32 in_snmp_id[44];
    UINT32 obj_id[17];
    UINT32 attr_id;
    UINT32 inst_id[23];
    UINT32 next_snmp_id[44];
    UINT32 creator;
    UINT32 attr_type;
    UINT32 inst_cnt;
    UINT32 map_flag;
```

```

ULONG_PTR data[32];
} MIB_DA_MSG;

```

**op\_code:** This MUST have one of the following values.

Value	Meaning
ASN_RFC1157_GETREQUEST 0x000000A0	MIB get request: RMIBEntryGet (section 3.1.4.30)
ASN_RFC1157_GETNEXTREQUEST 0x000000A1	MIB get next request: RMIBEntryGetNext (section 3.1.4.32)
ASN_RFC1157_SETREQUEST 0x000000A3	MIB set request: RMIBEntrySet (section 3.1.4.29)

**ret\_code:** This contains a return value which MUST be one of the following [values](#).

Value	Meaning
MIB_OK 0x00000000	The call was successful.
All other values	The call was not successful.

**in\_snmp\_id:** Contains the index of the entry that needs to be retrieved.

**in\_snmp\_id[0]** contains the length (excluding the zeroth element) of the data passed in **in\_snmp\_id**. **in\_snmp\_id[1]** onwards contains the MIB object identifier [RFC1850].

Value in_in_snmp_id[1] and beyond	Meaning [RFC 1850]
g_oidOspfAreaEntry { 4, 1, 18, 3, 5, 3, 2, 3, 2, 1 }	Open Shortest Path First (OSPF) area entry. See ospfAreaEntry, section 3.2 in [RFC1850]. Information describing the configured parameters and cumulative statistics of one of the router's attached areas.
g_oidOspfLsdbEntry { 4, 1, 18, 3, 5, 3, 2, 3, 3, 1 }	A single link state advertisement. See ospfLsdbEntry, section 3.4 in [RFC1850].
g_oidOspfNbrEntry { 4, 1, 18, 3, 5, 3, 2, 3, 7, 1 }	The information regarding a single neighbor. See OspfNbrEntry, section 3.10 in [RFC1850].
g_oidOspfVIFEntry { 4, 1, 18, 3, 5, 3, 2, 3, 6, 1 }	The information about a single Virtual Interface. See OspfVirtIfEntry, section 3.9 in [RFC1850].
g_oidOspfAreaState { 4, 1, 18, 3, 5, 3, 2, 3, 2, 1, 3 }	Retrieves the state. This value indicates the state of the OSPF Area, either up(0x00000001), or down(0x00000002). See ospfAreaStatus, section 3.2 in [RFC1850].
g_oidOspfAreaSpfCount { 4, 1, 18, 3, 5, 3, 2, 3, 2, 1, 9 }	Retrieves the number of times the SPF algorithm has run for the area. See ospfSpfRuns, section 3.2 in [RFC1850].
g_oidOspfLsdbAge { 4, 1, 18, 3, 5, 3, 2, 3, 3, 1, 6 }	Retrieves the age of the link state advertisement in seconds. See ospfLsdbAge, section 3.4 in [RFC1850] and section 12.1.1 LS age in [RFC2328].
g_oidOspfLsdbSequence	Retrieves the sequence. The OSPF Sequence Number is a 32-

Value in_snmp_id[1] and beyond	Meaning [RFC 1850]
{ 4, 1, 18, 3, 5, 3, 2, 3, 3, 1, 5 }	bit signed integer. It starts with the value '80000001'h, or '7FFFFFFF'h, and increments until '7FFFFFFF'h. Thus, a typical sequence number will be very negative. The sequence number field is a signed 32-bit integer. It is used to detect old and duplicate link state advertisements. The space of sequence numbers is linearly ordered. The larger the sequence number the more recent the advertisement. See ospfLsdbSequence, section 3.4 of [RFC1850] and LS sequence number, section 12.1.6 in [RFC2328].
g_oidOspfNbrRtrId { 4, 1, 18, 3, 5, 3, 2, 3, 7, 1, 7 }	Retrieves the router ID. A 32-bit integer uniquely identifying the neighboring router in the autonomous system. See ospfNbrRtrId, section 3.10 in [RFC1850].
g_oidOspfNbrState { 4, 1, 18, 3, 5, 3, 2, 3, 7, 1, 3 }	Retrieves the state. The state of the Virtual Neighbor Relationship. It can be down (0x00000001), attempt (0x00000002), init (0x00000003), twoWay (0x00000004), exchangeStart (0x00000005), exchange (0x00000006), loading (0x00000007), and full (0x00000008) See ospfNbrState, section 3.10 in [RFC1850].
g_oidOspfNbrPriority { 4, 1, 18, 3, 5, 3, 2, 3, 7, 1, 9 }	Retrieves the priority. The priority of this neighbor in the designated router election algorithm. The value 0 signifies that the neighbor is not eligible to become the designated router on this particular network. See ospfNbrPriority, section 3.10 in [RFC1850].
g_oidOspfNbrEvents { 4, 1, 18, 3, 5, 3, 2, 3, 7, 1, 10 }	Retrieves the event count. The number of times this neighbor relationship has changed state, or that an error has occurred. See ospfNbrEvents, section 3.10 in [RFC1850].
g_oidOspfNbrLSRetransQLen { 4, 1, 18, 3, 5, 3, 2, 3, 7, 1, 11 }	Retrieves the queue length. See ospfNbrLsRetransQLen, section 3.10 in [RFC1850].
g_oidOspfVIState { 4, 1, 18, 3, 5, 3, 2, 3, 6, 1, 3 }	Retrieves the state. See ospfVirtIfState, section 3.9 in [RFC1850].
g_oidOspfVIDrops { 4, 1, 18, 3, 5, 3, 2, 3, 6, 1, 21 }	The number of OSPF packets dropped on Virtual Interfaces. The data returned is a 32-bit integer.
g_oidOspfVIRxHellos { 4, 1, 18, 3, 5, 3, 2, 3, 6, 1, 16 }	The number of OSPF Hello packets received on Virtual Interfaces. Data returned is a 32-bit integer.
g_oidOspfVITxHellos { 4, 1, 18, 3, 5, 3, 2, 3, 6, 1, 11 }	The number of OSPF Hello packets transmitted on the Virtual Interfaces. The data returned is a 32-bit integer.
g_oidOspfIfArea { 4, 1, 18, 3, 5, 3, 2, 3, 5, 1, 6 }	See ospfIfAreaId, section 3.7 in [RFC1850].
g_oidOspfIfType { 4, 1, 18, 3, 5, 3, 2, 3, 5, 1, 7 }	See ospfIfType, section 3.7 in [RFC1850].
g_oidOspfIfState { 4, 1, 18, 3, 5, 3, 2, 3, 5, 1, 3 }	See ospfIfState, section 3.7 in [RFC1850].
g_oidOspfIfRxDBDescriptors { 4, 1, 18, 3, 5, 3, 2, 3, 5, 1, 24 }	The number of OSPF DataBase Description packets received. The data returned is a 32-bit integer.
g_oidOspfIfRxLinkStateAcks	The number of OSPF Link State Acknowledgements received.

Value in <code>_snmp_id[1]</code> and beyond	Meaning [RFC 1850]
{ 4, 1, 18, 3, 5, 3, 2, 3, 5, 1, 27 }	The data returned is a 32-bit integer.
<code>g_oidOspfIfRxLinkStateReqs</code> { 4, 1, 18, 3, 5, 3, 2, 3, 5, 1, 25 }	The number of OSPF Link State Requests received. The data returned is a 32-bit integer.
<code>g_oidOspfIfRxLinkStateUpds</code> { 4, 1, 18, 3, 5, 3, 2, 3, 5, 1, 26 }	The number of OSPF Link State Updates received. The data returned is a 32-bit integer.
<code>g_oidOspfIfTxDBDescriptors</code> { 4, 1, 18, 3, 5, 3, 2, 3, 5, 1, 19 }	The number of OSPF DataBase Description packets transmitted. The data returned is a 32-bit integer.
<code>g_oidOspfIfTxLinkStateAcks</code> { 4, 1, 18, 3, 5, 3, 2, 3, 5, 1, 22 }	The number of OSPF Link State Update packets transmitted. The data returned is a 32-bit integer.
<code>g_oidOspfIfTxLinkStateReqs</code> { 4, 1, 18, 3, 5, 3, 2, 3, 5, 1, 20 }	The number of OSPF Link State Request packets transmitted. The data returned is a 32-bit integer.
<code>g_oidOspfIfTxLinkStateUpds</code> { 4, 1, 18, 3, 5, 3, 2, 3, 5, 1, 21 }	The number of OSPF Link State Update packets transmitted. The data returned is a 32-bit integer.
<code>g_oidOspfIfDrops</code> { 4, 1, 18, 3, 5, 3, 2, 3, 5, 1, 28 }	The number of OSPF packets dropped because of invalid information in the packet. The data returned is a 32-bit integer.

**obj\_id:** Unused and MUST be set to zero (0).

**attr\_id:** Unused and MUST be set to zero (0).

**inst\_id:** Unused and MUST be set to zero (0).

**next\_snmp\_id:** Unused and MUST be set to zero (0).

**creator:** Unused and MUST be set to zero (0).

**attr\_type:** Unused and MUST be set to zero (0).

**inst\_cnt:** Unused and MUST be set to zero (0).

**map\_flag:** Unused and MUST be set to zero (0).

**data:** Contains the data returned by the OSPF MIB based on the entry requested in the previous table. See [RFC1850] for more information about how to interpret the returned data. The length of the data returned is specified in `dwMibOutEntrySize` of `pInfoStruct` in the call to `RMIBEntryGet`, `RMIBEntryGetFirst`, and `RMIBEntryGetNext`.

### 2.2.1.2.191 (Updated Section) IP\_AUTO\_DHCP\_GLOBAL\_INFO

The `IP_AUTO_DHCP_GLOBAL_INFO` structure holds the global configuration for the DHCP allocator and is used in the following methods:

- `RRouterInterfaceTransportSetGlobalInfo` (section 3.1.4.10)
- `RRouterInterfaceTransportGetGlobalInfo` (section 3.1.4.11)

The configuration consists of two things:

1. The network and mask from which addresses are to be allocated.

- An optional list of addresses to be excluded from allocation. Thus, this structure is of variable length.

```
typedef struct _IP_AUTO_DHCP_GLOBAL_INFO {
    ULONG LoggingLevel;
    ULONG Flags;
    ULONG LeaseTime;
    ULONG ScopeNetwork;
    ULONG ScopeMask;
    ULONG ExclusionCount;
    ULONG ExclusionArray;
} IP_AUTO_DHCP_GLOBAL_INFO,
*PIP_AUTO_DHCP_GLOBAL_INFO;
```

**LoggingLevel:** Specifies the logging level. It MUST be one of the following values.

Value	Meaning
IPNATHLP_LOGGING_NONE 0x00000000	No logging is done.
IPNATHLP_LOGGING_ERROR 0x00000001	Only errors are logged.
IPNATHLP_LOGGING_WARN 0x00000002	Errors and warnings are logged.
IPNATHLP_LOGGING_INFO 0x00000003	Errors, warnings, and information is logged.

**Flags:** This MUST be set to 0.

**LeaseTime:** The lease time, in minutes.

**ScopeNetwork:** The scope of the network from which addresses are to be allocated.

**ScopeMask:** The mask used to identify the subnet portion of the address. See [RFC950]. The value obtained by logically ANDing ScopeMask and ScopeNetwork MUST equal ScopeNetwork. Any ScopeMask that produces a different ANDed result is invalid.

**ExclusionCount:** The number of IP addresses that need to be excluded from being allocated. This is also indicates the size of the *ExclusionArray*.

**ExclusionArray:** An array of IP addresses that need to be excluded. The size of the array is given by *ExclusionCount*.

### 2.2.1.2.192 IP\_AUTO\_DHCP\_INTERFACE\_INFO

The **IP\_AUTO\_DHCP\_INTERFACE\_INFO** structure holds per-interface configuration for the DHCP allocator. This structure is used in the following methods:

- RRouterInterfaceTransportAdd (section 3.1.4.18)
- RRouterInterfaceTransportGetInfo (section 3.1.4.19)
- RRouterInterfaceTransportSetInfo (section 3.1.4.20)

The configuration only allows the DHCP allocator to be disabled on the given interface. Since the allocator runs in promiscuous-interface mode, it is enabled by default on all interfaces. Thus, the only interfaces that require any configuration are those on which the allocator is to be disabled.



```
typedef struct _IP_AUTO_DHCP_INTERFACE_INFO {
    ULONG Flags;
} IP_AUTO_DHCP_INTERFACE_INFO,
*PIP_AUTO_DHCP_INTERFACE_INFO;
```

**Flags:** Specifies whether or not the DHCP allocator is enabled.

Value	Meaning
0x00000000	The DHCP allocator is enabled.
IPNATHLP_INTERFACE_FLAG_DISABLED 0x00000001	The DHCP allocator is disabled.

### 2.2.1.2.193 (Updated Section) IP\_DNS\_PROXY\_GLOBAL\_INFO

The **IP\_DNS\_PROXY\_GLOBAL\_INFO** structure holds global configuration for the DNS proxy and is used in the following methods:

- RRRouterInterfaceTransportSetGlobalInfo (section 3.1.4.10)
- RRRouterInterfaceTransportGetGlobalInfo (section 3.1.4.11)

```
typedef struct _IP_DNS_PROXY_GLOBAL_INFO {
    ULONG LoggingLevel;
    ULONG Flags;
    ULONG TimeoutSeconds;
} IP_DNS_PROXY_GLOBAL_INFO, *PIP_DNS_PROXY_GLOBAL_INFO;
```

**LoggingLevel:** Specifies the logging level. It MUST be one of the following values.

Value	Meaning
IPNATHLP_LOGGING_NONE 0x00000000	No logging is done.
IPNATHLP_LOGGING_ERROR 0x00000001	Only errors are logged.
IPNATHLP_LOGGING_WARN 0x00000002	Errors and warnings are logged.
IPNATHLP_LOGGING_INFO 0x00000003	Errors, warnings, and information is logged.

**Flags:** It MUST be one of the following [values](#).

Value	Meaning
IP_DNS_PROXY_FLAG_ENABLE_DNS 0x00000001	DNS is enabled.
IP_DNS_PROXY_FLAG_ENABLE_WINS 0x00000002	WINS is enabled.

**TimeoutSeconds:** This MUST be the number of seconds that entry is maintained in the cache.

### 2.2.1.2.194 (Updated Section) IP\_DNS\_PROXY\_INTERFACE\_INFO

The **IP\_DNS\_PROXY\_INTERFACE\_INFO** structure holds per-interface configuration for the DNS proxy. The configuration currently only allows the proxy to be disabled on a given interface. The proxy runs in promiscuous-interface mode so that all interfaces are added to it and it is enabled on all of them by default. Hence, the configuration need only be present for those interfaces on which the proxy is not to be run.

```
typedef struct _IP_DNS_PROXY_INTERFACE_INFO {
    ULONG Flags;
} IP_DNS_PROXY_INTERFACE_INFO, *PIP_DNS_PROXY_INTERFACE_INFO;
```

**Flags:** It MUST be a combination of the following [values](#).

Value	Meaning
IP_DNS_PROXY_INTERFACE_FLAG_DISABLED 0x00000001	The DNS proxy is disabled on the interface. This flag overrides the rest of the flags. The DNS proxy will not be enabled on this interface regardless of other flags being present.
IP_DNS_PROXY_INTERFACE_FLAG_DEFAULT 0x00000002	The interface is marked as the default DNS proxy. All DNS queries will be sent over this interface.
DNS_INTERFACE_FLAG_DELETED 0x80000000	The DNS proxy is disabled on the interface.
DNS_INTERFACE_FLAG_BOUND 0x40000000	The DNS proxy socket is bound on the interface.
DNS_INTERFACE_FLAG_ENABLED 0x20000000	The DNS proxy is enabled on the interface.
DNS_INTERFACE_FLAG_CONFIGURED 0x10000000	The DNS proxy is configured on the interface.

### 2.2.1.2.195 IP\_NAT\_GLOBAL\_INFO

The **IP\_NAT\_GLOBAL\_INFO** structure holds the global configuration information for NAT. This structure is used in the following methods:

- RRouterInterfaceTransportSetGlobalInfo (section 3.1.4.10)
- RRouterInterfaceTransportGetGlobalInfo (section 3.1.4.11)

```
typedef struct _IP_NAT_GLOBAL_INFO {
    ULONG LoggingLevel;
    ULONG Flags;
    RTR_INFO_BLOCK_HEADER Header;
} IP_NAT_GLOBAL_INFO, *PIP_NAT_GLOBAL_INFO;
```

**LoggingLevel:** Specifies the logging level. It MUST be one of the following values.

Value	Meaning
IPNATHLP_LOGGING_NONE 0x00000000	No logging is done.
IPNATHLP_LOGGING_ERROR 0x00000001	Only errors are logged.
IPNATHLP_LOGGING_WARN 0x00000002	Errors and warnings are logged.
IPNATHLP_LOGGING_INFO 0x00000003	Errors, warnings, and information is logged.

**Flags:** This MUST be set to 0.

**Header:** This MUST be RTR\_INFO\_BLOCK\_HEADER (section 2.2.1.2.3). The **InfoType** field of header MUST be either 0x00000000 or 0xFFFF0001. If it is 0x00000000, there is no other information beyond the header and the rest of the fields MUST be zero. If the **InfoType** is 0xFFFF0001, the Offset MUST point to a structure of type IP\_NAT\_TIMEOUT (section 2.2.1.2.196).

### 2.2.1.2.196 IP\_NAT\_TIMEOUT

The **IP\_NAT\_TIMEOUT** structure is used to amend the default timeouts for TCP and UDP session mappings.

```
typedef struct _IP_NAT_TIMEOUT {
    ULONG TCPTimeoutSeconds;
    ULONG UDPTimeoutSeconds;
} IP_NAT_TIMEOUT, *PIP_NAT_TIMEOUT;
```

**TCPTimeoutSeconds:** The number of seconds that a dynamic mapping for a TCP session remains in the translation table.

**UDPTimeoutSeconds:** The number of seconds that a dynamic mapping for a UDP session remains in the translation table.

### 2.2.1.2.197 IP\_NAT\_INTERFACE\_INFO

The **IP\_NAT\_INTERFACE\_INFO** structure is used to configure the NAT on an interface. This structure is used in the following methods:

- RRouterInterfaceTransportAdd (section 3.1.4.18)
- RRouterInterfaceTransportSetGlobalInfo (section 3.1.4.10)
- RRouterInterfaceTransportGetGlobalInfo (section 3.1.4.11)

The configuration information uses the RTR\_INFO\_BLOCK\_HEADER (section 2.2.1.2.3) structure.

```
typedef struct _IP_NAT_INTERFACE_INFO {
    ULONG Index;
    ULONG Flags;
    RTR_INFO_BLOCK_HEADER Header;
} IP_NAT_INTERFACE_INFO, *PIP_NAT_INTERFACE_INFO;
```

**Index:** This MUST be set to the interface index that identifies the interface to be configured.

**Flags:** This specifies the logging level. It MUST be a combination of one or more of the following values.

Value	Meaning
IP_NAT_INTERFACE_FLAGS_BOUNDARY 0x00000001	Set to mark the interface as a boundary-interface.
IP_NAT_INTERFACE_FLAGS_NAPT 0x00000002	Set to enable address-sharing via port-translation.
IP_NAT_INTERFACE_FLAGS_DISABLE_PPTP 0x00000004	The PPTP is disabled.
IP_NAT_INTERFACE_FLAGS_FW 0x00000010	Set to enable the firewall mode on the interface. This works with all other flags. An interface in the firewall mode is much more strict on what inbound packets it will allow to propagate up the stack; in general, it will only allow packets that are part of a locally initiated connection flow (for example, packets for which a mapping or ticket exists).
IP_NAT_INTERFACE_FLAGS_DIALUP 0x00000040	This is a dial-up interface.
IP_NAT_INTERFACE_FLAGS_ALL 0x0000007F	All of the above.

**Header:** This MUST be **RTR\_INFO\_BLOCK\_HEADER**. The **InfoType** field of the header MUST be one of the following and the offset MUST point to a structure specified in the following table.

Value	Meaning
IP_NAT_PORT_MAPPING_TYPE 0xFFFF0003	IP_NAT_PORT_MAPPING (section 2.2.1.2.199).
IP_NAT_ADDRESS_RANGE_TYPE 0xFFFF0002	IP_NAT_ADDRESS_RANGE (section 2.2.1.2.198).
IP_NAT_ADDRESS_MAPPING_TYPE 0xFFFF0004	IP_NAT_ADDRESS_MAPPING (section 2.2.1.2.200).
IP_NAT_ICMP_CONFIG_TYPE 0xFFFF0005	There is no structure for IP_NAT_ICMP_CONFIG; it's just a <b>ULONG</b> . The flags in the following table define the behavior.

The values for **IP\_NAT\_ICMP\_CONFIG\_TYPE** are as follows:

Value	Meaning
IP_NAT_ICMP_ALLOW_OB_DEST_UNREACH 0x00000008	The data sent over the Internet that fails to reach this computer due to an error will be discarded and acknowledged with a destination unreachable message explaining the failure.
IP_NAT_ICMP_ALLOW_OB_SOURCE_QUENCH 0x00000010	When this computer's ability to process incoming data cannot keep up with the rate of a transmission, data will be dropped and the sender will be asked to slow down.
IP_NAT_ICMP_ALLOW_REDIRECT 0x00000020	The data sent from this computer will be rerouted if the default path changes.

Value	Meaning
IP_NAT_ICMP_ALLOW_IB_ECHO 0x00000100	The messages sent to this computer will be repeated back to the sender. This is commonly used for troubleshooting, for example, to ping a machine.
IP_NAT_ICMP_ALLOW_IB_ROUTER 0x00000200	This computer will respond to requests for information about the routes it recognizes.
IP_NAT_ICMP_ALLOW_OB_TIME_EXCEEDED 0x00000800	When this computer discards an incomplete data transmission because the entire transmission required more time than allowed, it will reply to the sender with a time-expired message.
IP_NAT_ICMP_ALLOW_OB_PARAM_PROBLEM 0x00001000	When this computer discards data it has received due to a problematic header, it will reply to the sender with a bad-header error message.
IP_NAT_ICMP_ALLOW_IB_TIMESTAMP 0x00002000	The data sent to this computer can be acknowledged with a confirmation message indicating the time that the data was received.
IP_NAT_ICMP_ALLOW_IB_MASK 0x00020000	This computer will listen for and respond to requests for more information about the public network to which it is attached.

### 2.2.1.2.198 IP\_NAT\_ADDRESS\_RANGE

The **IP\_NAT\_ADDRESS\_RANGE** structure holds a range of addresses that are part of the address-pool for a boundary interface. An address pool consists of a list of these structures. Overlapping address ranges are not supported. Noncontiguous subnet masks are also unsupported.

```
typedef struct _IP_NAT_ADDRESS_RANGE {
    ULONG StartAddress;
    ULONG EndAddress;
    ULONG SubnetMask;
} IP_NAT_ADDRESS_RANGE, *PIP_NAT_ADDRESS_RANGE;
```

**StartAddress:** The starting IP address of the address pool.

**EndAddress:** The end IP address of the address pool.

**SubnetMask:** The subnet mask of the address pool; see [RFC950].

### 2.2.1.2.199 IP\_NAT\_PORT\_MAPPING

The **IP\_NAT\_PORT\_MAPPING** structure holds a static mapping that ties a public-side port on this NAT interface to a specific private machine's address or port. In the case of an interface with a pool of addresses, the "PublicAddress" specifies which of those addresses this static mapping applies to.

```
typedef struct _IP_NAT_PORT_MAPPING {
    UCHAR Protocol;
    USHORT PublicPort;
    ULONG PublicAddress;
    USHORT PrivatePort;
    ULONG PrivateAddress;
} IP_NAT_PORT_MAPPING, *PIP_NAT_PORT_MAPPING;
```

**Protocol:** Specifies the protocol used for data reception and transmission.

**PublicPort:** Specifies the destination port number of incoming public traffic.

**PublicAddress:** Specifies the public IPv4 address.

**PrivatePort:** The destination port number of the private traffic.

**PrivateAddress:** Specifies the private IPv4 address.

#### 2.2.1.2.200 IP\_NAT\_ADDRESS\_MAPPING

The **IP\_NAT\_ADDRESS\_MAPPING** structure holds a static mapping that ties an address from this NAT interface's address pool to a specific private-machine's address.

**Note** This address **MUST** fall within one of the ranges comprising the pool as specified by the **IP\_NAT\_ADDRESS\_RANGE** structures.

```
typedef struct _IP_NAT_ADDRESS_MAPPING {
    ULONG PrivateAddress;
    ULONG PublicAddress;
    BOOLEAN AllowInboundSessions;
} IP_NAT_ADDRESS_MAPPING, *PIP_NAT_ADDRESS_MAPPING;
```

**PrivateAddress:** The private IP address of the translation.

**PublicAddress:** The public IP address of the translation.

**AllowInboundSessions:** This is of type **BOOLEAN** ([MS-DTYP] section 2.2.4). Specifies whether sessions from public networks are allowed.

#### 2.2.1.2.201 IP\_ALG\_GLOBAL\_INFO

The **IP\_ALG\_GLOBAL\_INFO** structure<138> be used to hold the global configuration for the Application Layer Gateway transparent proxy and is used in the following methods:

- **RRouterInterfaceTransportSetGlobalInfo** (section 3.1.4.10)
- **RRouterInterfaceTransportGetGlobalInfo** (section 3.1.4.11)

```
typedef struct IP_ALG_GLOBAL_INFO {
    ULONG LoggingLevel;
    ULONG Flags;
} IP_ALG_GLOBAL_INFO, *PIP_ALG_GLOBAL_INFO;
```

**LoggingLevel:** Specifies the logging level. It **MUST** be one of the following values.

Value	Meaning
IPNATHLP_LOGGING_NONE 0x00000000	No logging is done.
IPNATHLP_LOGGING_ERROR 0x00000001	Only errors are logged.
IPNATHLP_LOGGING_WARN 0x00000002	Errors and warnings are logged.

Value	Meaning
IPNATHLP_LOGGING_INFO 0x00000003	Errors, warnings, and information is logged.

**Flags:** This MUST be set to 0.

#### 2.2.1.2.202 RIP\_GLOBAL\_INFO

The **RIP\_GLOBAL\_INFO** structure<139> be used to give the global IPX RIP information for the RRAS server. When this structure is encapsulated in RTR\_TOC\_ENTRY (section 2.2.1.2.4), the **InfoType** value used MUST be set to 0x00020000. This structure is used in the following methods:

- RRouterInterfaceTransportSetGlobalInfo (section 3.1.4.10)
- RRouterInterfaceTransportGetGlobalInfo (section 3.1.4.11)

```
typedef struct _RIP_GLOBAL_INFO {
    DWORD EventLogMask;
} RIP_GLOBAL_INFO, *PRIP_GLOBAL_INFO;
```

**EventLogMask:** The mask to manage event logging on the RIP interface on the RRAS server. This MUST be set as combination of one or more of the following flags.

Value	Meaning
0x0000	Nothing will be logged.
EVENTLOG_ERROR_TYPE (0x0001)	Only errors will be logged.
EVENTLOG_WARNING_TYPE 0x0002	Only warnings will be logged.
EVENTLOG_INFORMATION_TYPE 0x0004	Only information will be logged.

#### 2.2.1.2.203 RIP\_ROUTE\_FILTER\_INFO

The **RIP\_ROUTE\_FILTER\_INFO** structure contains the information about a route filter to which the filter actions specified in RIP\_IF\_FILTERS (section 2.2.1.2.204) are applied. This structure is used in RIP\_IF\_FILTERS.

```
typedef struct _RIP_ROUTE_FILTER_INFO {
    UCHAR Network[4];
    UCHAR Mask[4];
} RIP_ROUTE_FILTER_INFO, *PRIP_ROUTE_FILTER_INFO;
```

**Network:** The network to which this filter is to be applied.

**Mask:** The mask that MUST be ANDed with the network and with the IP address of the packet to establish a filter match. See [RFC950].

#### 2.2.1.2.204 RIP\_IF\_FILTERS

The **RIP\_IF\_FILTERS** structure<140> specify the filter data for a RIP for IPX interface. This structure is used in RIP\_IF\_CONFIG (section 2.2.1.2.206). Supply filters are applied to the RIP updates supplied by the interface, while the listening filters are applied to the RIP updates being listened to by the interface.

```
typedef struct _RIP_IF_FILTERS {
    ULONG SupplyFilterAction;
    ULONG SupplyFilterCount;
    ULONG ListenFilterAction;
    ULONG ListenFilterCount;
    RIP_ROUTE_FILTER_INFO RouteFilter[1];
} RIP_IF_FILTERS, *PRIP_IF_FILTERS;
```

**SupplyFilterAction:** This MUST be set to 0x00000001 to permit data and to 0x00000002 to deny data.

Value	Meaning
0x00000001	Permit data.
0x00000002	Deny data.

**SupplyFilterCount:** The count of supply filters.

**ListenFilterAction:** This MUST be set to 0x00000001 to permit data and to 0x00000002 to deny data.

Value	Meaning
0x00000001	Permit data.
0x00000002	Deny data.

**ListenFilterCount:** The count of listen filters.

**RouteFilter:** This is a RIP\_ROUTE\_FILTER\_INFO (section 2.2.1.2.203).

### 2.2.1.2.205 (Updated Section) RIP\_IF\_INFO

The **RIP\_IF\_INFO** structure MAY<141> contain information about the RIP for IPX interface. This structure is used in RIP\_IF\_CONFIG (section 2.2.1.2.206) and RIP\_INTERFACE (section 2.2.1.2.125) structures.

```
typedef struct _RIP_IF_INFO {
    ULONG AdminState;
    ULONG UpdateMode;
    ULONG PacketType;
    ULONG Supply;
    ULONG Listen;
    ULONG PeriodicUpdateInterval;
    ULONG AgeIntervalMultiplier;
} RIP_IF_INFO, *PRIP_IF_INFO;
```

**AdminState:** This MUST be set to the desired state of the interface. A value of 0x00000001 disables the interface, and a value of 0x00000002 enables the interface.

**UpdateMode:** This MUST be set to the RIP update mechanism used on the interface. It can have one of the following values.



Value	Meaning
0x00000001	Periodic update.
0x00000002	No update.
0x00000003	AutoStatic triggered update.

**PacketType:** Indicates the RIP packet type used on this interface and MUST be one of the following values:

Value	Meaning
IPX_STANDARD_PACKET_TYPE 0x00000001	IPX standard packet
IPX_RELIABLE_DELIVERY_PACKET_TYPE 0x00000002	IPX reliable packet

**Supply:** Determines whether to send RIP updates on this interface. A value of 0x00000001 disables sending of a RIP updated on this interface, and a value of 0x00000002 enables sending of a RIP updated on this interface.

**Listen:** Determines whether to listen for RIP updates on this interface. A value of 0x00000001 disables listening for a RIP updated on this interface, and a value of 0x00000002 enables listening for a RIP updated on this interface.

**PeriodicUpdateInterval:** This MUST be the interval at which the information is updated periodically, in seconds. The default value is 60.

**AgeIntervalMultiplier:** Each time a periodic update is done at the server, PeriodicUpdateInterval is multiplied by AgeIntervalMultiplier. The default value is 3.

#### 2.2.1.2.206 RIP\_IF\_CONFIG

The **RIP\_IF\_CONFIG** structure<142> be used to specify the configuration information of a RIP for IPX interface. When this structure is encapsulated in RTR\_TOC\_ENTRY (section 2.2.1.2.4), the **InfoType** value used MUST be set to 0x00020000 and the transport MUST be PID\_IPX.

```
typedef struct _RIP_IF_CONFIG {
    RIP_IF_INFO RipIfInfo;
    RIP_IF_FILTERS RipIfFilters;
} RIP_IF_CONFIG, *PRIP_IF_CONFIG;
```

**RipIfInfo:** This MUST be a RIP\_IF\_INFO (section 2.2.1.2.205) structure.

**RipIfFilters:** This MUST be a RIP\_IF\_FILTERS (section 2.2.1.2.204) structure.

#### 2.2.1.2.207 SAP\_GLOBAL\_INFO

The **SAP\_GLOBAL\_INFO** structure<143> be used to give the global SAP information for the RRAS server. When this structure is encapsulated in RTR\_TOC\_ENTRY (section 2.2.1.2.4), the **InfoType** value used MUST be set to 0x00020001 and the transport MUST be PID\_IPX.

```
typedef struct _SAP_GLOBAL_INFO {
    DWORD EventLogMask;
} SAP_GLOBAL_INFO, *PSAP_GLOBAL_INFO;
```

**EventLogMask:** The mask to manage event logging on the SAP interface on the RRAS server. This MUST be set as combination of one or more following flags.

Value	Meaning
0x0000	Nothing will be logged.
EVENTLOG_ERROR_TYPE (0x0001)	Only errors will be logged.
EVENTLOG_WARNING_TYPE 0x0002	Only warnings will be logged.
EVENTLOG_INFORMATION_TYPE 0x0004	Only information will be logged.

### 2.2.1.2.208 OSPF\_ROUTE\_FILTER

The **OSPF\_ROUTE\_FILTER** structure MAY<144> be used as part of OSPF\_ROUTE\_FILTER\_INFO (section 2.2.1.2.209) structure.

```
typedef struct _OSPF_ROUTE_FILTER {
    DWORD dwAddress;
    DWORD dwMask;
} OSPF_ROUTE_FILTER, *POSPF_ROUTE_FILTER;
```

**dwAddress:** The IPV4 address or subnet.

**dwMask:** The IP subnet mask. See [RFC950].

### 2.2.1.2.209 OSPF\_ROUTE\_FILTER\_INFO

The **OSPF\_ROUTE\_FILTER\_INFO** structure MAY<145> be used to contain OSPF route filter information and is used by the following methods:

- RRouterInterfaceTransportSetGlobalInfo (section 3.1.4.10)
- RRouterInterfaceTransportGetGlobalInfo (section 3.1.4.11)

0	1	2	3	4	5	6	7	8	9	10	11	12	13	14	15	16	17	18	19	20	21	22	23	24	25	26	27	28	29	30	31
type																															
ofaActionOnMatch																															
dwNumFilters																															
pFilters (variable)																															
...																															

**type (4 bytes):** This MUST be set to **OSPF\_ROUTE\_FILTER\_PARAM\_TYPE**.

**ofaActionOnMatch (4 bytes):** Set to 0 or 1 as mentioned in OSPF\_FILTER\_ACTION (section 2.2.1.1.15).

**dwNumFilters (4 bytes):** Set to the number of route filters present in the **pFilters** field.

**pFilters (variable):** List of route filters. This points to a buffer that contains a list of structures of type OSPF\_ROUTE\_FILTER (section 2.2.1.2.208).

### 2.2.1.2.210 OSPF\_PROTO\_FILTER\_INFO

The **OSPF\_PROTO\_FILTER\_INFO** structure MAY<146> be used to contain the OSPF protocol filter information and is used by the following methods:

- RRouterInterfaceTransportSetGlobalInfo (section 3.1.4.10)
- RRouterInterfaceTransportGetGlobalInfo (section 3.1.4.11)

```
typedef struct _OSPF_PROTO_FILTER_INFO {
    DWORD type;
    OSPF_FILTER_ACTION ofaActionOnMatch;
    DWORD dwNumProtoIds;
    DWORD pdwProtoId[1];
} OSPF_PROTO_FILTER_INFO, *POSPF_PROTO_FILTER_INFO;
```

**type:** This MUST be set to OSPF\_PROTO\_FILTER\_INFO\_TYPE.

**ofaActionOnMatch:** Set to 0 or 1 as mentioned in OSPF\_FILTER\_ACTION (section 2.2.1.1.15).

**dwNumProtoIds:** The number of protocol IDs present in the **pdwProtoId** field.

**pdwProtoId:** A list of protocol IDs. This list MUST contain one or more values defined in MIB\_IPFORWARD\_PROTO (section 2.2.1.1.9). All other values are ignored.

### 2.2.1.2.211 OSPF\_GLOBAL\_PARAM

The **OSPF\_GLOBAL\_PARAM** structure MAY<147> be used to contain the OPSF global parameters and is used by the following methods:

- RRouterInterfaceTransportSetGlobalInfo (section 3.1.4.10)
- RRouterInterfaceTransportGetGlobalInfo (section 3.1.4.11)

```
typedef struct _OSPF_GLOBAL_PARAM {
    DWORD type;
    DWORD create;
    DWORD enable;
    DWORD routerId;
    DWORD ASBrdrRtr;
    DWORD logLevel;
} OSPF_GLOBAL_PARAM, *POSPF_GLOBAL_PARAM;
```

**type:** This MUST be set to OSPF\_GLOBAL\_PARAM\_TYPE.

**create:** Set to 1 if the configuration needs to be created or set to 2 if it needs to be deleted.

**enable:** Set to 1 if the configuration needs to be enabled or set to 2 if it needs to be deleted.

**routerId:** This can be any value, or the IP address of the router, and MUST NOT be zero.

**ASBrdrRtr:** If it is the boundary router set to 1, otherwise set to 2.

**logLevel:** Set to 0 if no logging, 1 if an error, 2 if a warning, and 3 if information.

#### 2.2.1.2.212 OSPF\_AREA\_PARAM

The **OSPF\_AREA\_PARAM** structure MAY<148> be used to contain the OSPF area parameters and is used by the following methods:

- RRouterInterfaceTransportSetGlobalInfo (section 3.1.4.10)
- RRouterInterfaceTransportGetGlobalInfo (section 3.1.4.11)

When calling **RRouterInterfaceTransportSetGlobalInfo** you MUST NOT delete the area with the areaId set to 0.0.0.0, which works as the backbone area for the OSPF, otherwise the method will return a failure.

```
typedef struct _OSPF_AREA_PARAM {
    DWORD type;
    DWORD create;
    DWORD enable;
    DWORD areaId;
    DWORD authType;
    DWORD importASExtern;
    DWORD stubMetric;
    DWORD importSumAdv;
} OSPF_AREA_PARAM, *POSPF_AREA_PARAM;
```

**type:** This MUST be set to OSPF\_AREA\_PARAM\_TYPE.

**create:** Set to 1 if the configuration needs to be created or set to 2 if it needs to be deleted.

**enable:** Set to 1 if the configuration needs to be enabled or set to 2 if it needs to be deleted.

**areaId:** Set to 0 if it is border. Otherwise, set to any nonzero value.

**authType:** Set to 1 if there is no password or set to 2 for a simple password.

**importASExtern:** Set to 1 if yes, 2 for no.

**stubMetric:** Stub area metric. It MUST be set to a value between 1 and USHORTMAX/2.

**importSumAdv:** The import summary advertisement. Set to 1 if yes, 2 for no.

#### 2.2.1.2.213 (Updated Section) OSPF\_AREA\_RANGE\_PARAM

The **OSPF\_AREA\_RANGE\_PARAM** structure MAY<149> be used to contain the OSPF area range parameters. This structure is used by the following methods:

- RRouterInterfaceTransportSetGlobalInfo (section 3.1.4.10)
- RRouterInterfaceTransportGetGlobalInfo (section 3.1.4.11)

```
typedef struct _OSPF_AREA_RANGE_PARAM {
    DWORD type;
    DWORD create;
    DWORD enable;
    DWORD areaId;
    DWORD rangeNet;
    DWORD rangeMask;
} OSPF_AREA_RANGE_PARAM, *POSPF_AREA_RANGE_PARAM;
```

**type:** This MUST be set to OSPF\_AREA\_RANGE\_PARAM\_TYPE.

**create:** Set to 1 if the configuration needs to be created or set to 2 if it needs to be deleted.

**enable:** Set to 1 if the configuration needs to be enabled or set to 2 if it needs to be deleted.

**areaId:** Set to 0 if it is a border. Otherwise, set it to any nonzero value.

**rangeNet:** The IP address of the subnet.

**rangeMask:** The mask of the IP address subnet.

### 2.2.1.2.214 OSPF\_VIRT\_INTERFACE\_PARAM

The **OSPF\_VIRT\_INTERFACE\_PARAM** structure MAY<150> be used to contain the OSPF virtual interface parameters and is used by the following methods:

- RRouterInterfaceTransportSetGlobalInfo (section 3.1.4.10)
- RRouterInterfaceTransportGetGlobalInfo (section 3.1.4.11)

```
typedef struct _OSPF_VIRT_INTERFACE_PARAM {
    DWORD type;
    DWORD create;
    DWORD enable;
    DWORD transitAreaId;
    DWORD virtNeighborRouterId;
    DWORD transitDelay;
    DWORD retransInterval;
    DWORD helloInterval;
    DWORD deadInterval;
    BYTE password[8];
} OSPF_VIRT_INTERFACE_PARAM, *POSPF_VIRT_INTERFACE_PARAM;
```

**type:** This MUST be set to OSPF\_VIRT\_INTF\_PARAM\_TYPE.

**create:** Set to 1 if the configuration needs to be created or set to 2 if it needs to be deleted.

**enable:** Set to 1 if the configuration needs to be enabled or set to 2 if it needs to be deleted.

**transitAreaId:** The transit area ID. It MUST not be set to 0; it MUST be set to an IP address.

**virtNeighborRouterId:** The virtual neighbor router ID (for example, the IP address).

**transitDelay:** This MUST be set to a value a value between 1 and 3600.

**retransInterval:** This MUST be set to a value between 1 and 3600.

**helloInterval:** This MUST be set to a value between 1 and USHORTMAX/2.

**deadInterval:** This MUST be set to a value between 1 and USHORTMAX/2.

**password:** The password.

### 2.2.1.2.215 OSPF\_INTERFACE\_PARAM

The **OSPF\_INTERFACE\_PARAM** structure MAY<151> be used to contain the OSPF Non-Broadcast Multiple Access (NBMA) neighbor parameters and is used in the following methods:

- RRouterInterfaceTransportAdd (section 3.1.4.18)
- RRouterInterfaceTransportGetInfo (section 3.1.4.19)

- RRouterInterfaceTransportSetInfo (section 3.1.4.20)

```
typedef struct _OSPF_INTERFACE_PARAM {
    DWORD type;
    DWORD create;
    DWORD enable;
    DWORD intfIpAddress;
    DWORD intfSubnetMask;
    DWORD areaId;
    DWORD intfType;
    DWORD routerPriority;
    DWORD transitDelay;
    DWORD retransInterval;
    DWORD helloInterval;
    DWORD deadInterval;
    DWORD pollInterval;
    DWORD metricCost;
    BYTE password[8];
    DWORD mtuSize;
} OSPF_INTERFACE_PARAM, *POSPF_INTERFACE_PARAM;
```

**type:** This MUST be set to OSPF\_INTF\_PARAM\_TYPE.

**create:** This MUST be set to 1 if the configuration needs to be created or set to 2 if it needs to be deleted.

**enable:** This MUST be set to 1 if the configuration needs to be enabled or set to 2 if it needs to be deleted.

**intfIpAddress:** The interface address on which the OSPF is enabled.

**intfSubnetMask:** The interface subnet address on which the OSPF is enabled. See [RFC950].

**areaId:** The area ID of the OSPF area of which the interface is a part.

**intfType:** Set to 1 for broadcast, set to 2 for NBMA, and set to 3 for point-to-point.

**routerPriority:** This MUST be set to a value between 1 and 255.

**transitDelay:** This MUST be set to a value between 1 and 3600.

**retransInterval:** This MUST be set to a value between 1 and 3600.

**helloInterval:** This MUST be set to a value between 1 and USHORTMAX/2.

**deadInterval:** This MUST be set to a value between 1 and USHORTMAX/2.

**pollInterval:** This MUST be set to a value between 1 and USHORTMAX/2.

**metricCost:** This MUST be set to a value between 1 and USHORTMAX/2.

**password[8]:** The password.

**mtuSize:** This MUST be set to a value between 1 and 10000.

### 2.2.1.2.216 OSPF\_NBMA\_NEIGHBOR\_PARAM

The **OSPF\_NBMA\_NEIGHBOR\_PARAM** structure MAY<152> be used to contain the OSPF NBMA neighbor parameters and is used in the following methods:

- RRouterInterfaceTransportAdd (section 3.1.4.18)
- RRouterInterfaceTransportGetInfo (section 3.1.4.19)

- RRouTerInterfaceTransportSetInfo (section 3.1.4.20)

```
typedef struct _OSPF_NBMA_NEIGHBOR_PARAM {
    DWORD type;
    DWORD create;
    DWORD enable;
    DWORD neighborIpAddr;
    DWORD intfIpAddr;
    DWORD neighborPriority;
} OSPF_NBMA_NEIGHBOR_PARAM, *POSPF_NBMA_NEIGHBOR_PARAM;
```

**type:** This MUST be set to OSPF\_NEIGHBOR\_PARAM\_TYPE.

**create:** Set to 1 if the configuration needs to be created or set to 2 if it needs to be deleted.

**enable:** Set to 1 if the configuration needs to be created or set to 2 if it needs to be deleted.

**neighborIpAddr:** The neighbor IP address.

**intfIpAddr:** The interface IP address.

**neighborPriority:** The priority of the neighbor.

### 2.2.1.2.217 (Updated Section) RequestBuffer

The **RequestBuffer** structure is a generic information container used by the RasRpcSubmitRequest (section 3.4.4.5) method to set or retrieve information on RRAS server.

0	1	2	3	4	5	6	7	8	9	10	11	12	13	14	15	16	17	18	19	20	21	22	23	24	25	26	27	28	29	30	31
RB_PCBIIndex																															
RB_Rectype																															
RB_Dummy (optional)																															
RB_Done																															
Alignment																															
...																															
RB_Buffer (variable)																															
...																															

**RB\_PCBIIndex (4 bytes):** A unique identifier for the port.

**RB\_Rectype (4 bytes):** A ReqTypes (section 2.2.1.1.18) enumeration value indicating the request type sent to the server.

**RB\_Dummy (4 bytes):** SHOULD<153> be set to the size of the ULONG\_PTR on the client.

**RB\_Done (4 bytes):** MUST be set to zero (0) when sent and MUST be ignored on receipt.

**Alignment (8 bytes):** MUST be set to zero (0) when sent and MUST be ignored on receipt.

**RB\_Buffer (variable):** A pointer to the buffer that contains the information specific to the **RB\_Rectype** request type. This information MUST be one of the following structures depending upon the **RB\_Rectype** ReqTypes.

ReqTypes	Structure
REQTYPE_SETDEVICECONFIGINFO	DeviceConfigInfo (section 2.2.1.2.218)
REQTYPE_GETDEVICECONFIGINFO	DeviceConfigInfo (section 2.2.1.2.218)
REQTYPE_GETCALLEDID	GetSetCalledId (section 2.2.1.2.220)
REQTYPE_SETCALLEDID	GetSetCalledId (section 2.2.1.2.220)
REQTYPE_GETNDISWANDRIVERCAPS	GetNdiswanDriverCapsStruct (section 2.2.1.2.222)
REQTYPE_GETDEVCONFIG	GetDevConfigStruct (section 2.2.1.2.224)
REQTYPE_PORTENUM	Enum (section 2.2.1.2.225)
REQTYPE_GETINFO	Info (section 2.2.1.2.227)

### 2.2.1.2.218 (Updated Section) DeviceConfigInfo

The **DeviceConfigInfo** structure contains information specific to the REQTYPE\_SETDEVICECONFIGINFO and REQTYPE\_GETDEVICECONFIGINFO in the ReqTypes (section 2.2.1.1.18) enumeration.

0	1	2	3	4	5	6	7	8	9	10	11	12	13	14	15	16	17	18	19	20	21	22	23	24	25	26	27	28	29	30	31
rcode																															
dwVersion																															
cbBuffer																															
cEntries																															
abdata (variable)																															
...																															

**rcode (4 bytes):** A 32-bit, unsigned integer value that indicates return status. A return value ERROR\_SUCCESS (0x00000000) indicates that the operation was completed successfully; otherwise it contains an error code, specified in [MS-ERREF] or in [section 2.2.4](#).

**dwVersion (4 bytes):** Specifies the version of the server. <154>

**cbBuffer (4 bytes):** This MUST be set to the size, in bytes, of the buffer passed in **abdata**.

**cEntries (4 bytes):** Specifies the number of device entries as returned by the server.

**abdata (variable):** This refers to the buffer that contains the array of RAS\_DEVICE\_INFO (section 2.2.1.2.219) structures as returned by the server.



### 2.2.1.2.219 (Updated Section) RAS\_DEVICE\_INFO

The **RAS\_DEVICE\_INFO** structure contains device information.

```
typedef struct _RAS_DEVICE_INFO {
    DWORD dwVersion;
    BOOL fWrite;
    BOOL fRasEnabled;
    BOOL fRouterEnabled;
    BOOL fRouterOutboundEnabled;
    DWORD dwTapiLineId;
    DWORD dwError;
    DWORD dwNumEndPoints;
    DWORD dwMaxOutCalls;
    DWORD dwMaxInCalls;
    DWORD dwMinWanEndPoints;
    DWORD dwMaxWanEndPoints;
    RASDEVICETYPE eDeviceType;
    GUID guidDevice;
    CHAR szPortName[17];
    CHAR szDeviceName[129];
    WCHAR wszDeviceName[129];
} RAS_DEVICE_INFO,
*PRAS_DEVICE_INFO;
```

**dwVersion:** Specifies the version of the Rasrpc server.<155>

**fWrite:** If set to 1, specifies that device information needs to be stored on RRAS. If set to 0, specifies that the device information does not need to be stored.

**fRasEnabled:** If set to 1, specifies that the device is enabled for incoming connections. If set to 0, specifies that the device is not enabled for incoming connections.

**fRouterEnabled:** If set to 1, specifies that the device is enabled for both incoming and outgoing **Demand-demand** dial connection. If set to 0, specifies that the device is not enabled for both incoming and outgoing **Demand-demand** dial connection.

**fRouterOutboundEnabled:** If set to 1, specifies that the device is enabled for outgoing Demand dial connection. This can be set to 1 only when **fRouterEnabled** is set to 0.<156>

**dwTapiLineId:** Unique **TAPI** identifier for the device.

**dwError:** Specifies the return status as explained in section 2.2.1.2.218 for the **retcode** field.

**dwNumEndPoints:** Specifies the number of WAN end points available for the device.

**dwMaxOutCalls:** Specifies the maximum number of outgoing connections allowed on the device.

**dwMaxInCalls:** Specifies the maximum number of incoming connections allowed on the device.

**dwMinWanEndPoints:** Specifies the minimum number of WAN **end points** allowed on the device.

**dwMaxWanEndPoints:** Specifies the maximum number of WAN **end points** allowed on the device.

**eDeviceType:** Specifies the **RASDEVICETYPE** enumeration type.

**guidDevice:** A **GUID** uniquely identifying the device. This value MUST NOT be used when eDeviceType is RDT\_Modem.

**szPortName:** Specifies a null-terminated ASCII string specifying the Port Name.

**szDeviceName:** Specifies a null-terminated ASCII string specifying the Device Name.

**wszDeviceName:** SHOULD<157> contain a null-terminated Unicode string specifying the Device Name.

### 2.2.1.2.220 (Updated Section) GetSetCalledId

The **GetSetCalledId** structure contains information specific to the REQTYPE\_GETCALLEDID and REQTYPE\_SETCALLEDID in the ReqTypes (section 2.2.1.1.18) enumeration.

0	1	2	3	4	5	6	7	8	9	10	11	12	13	14	15	16	17	18	19	20	21	22	23	24	25	26	27	28	29	30	31
retcode																															
fWrite																															
dwSize																															
guidDevice (16 bytes)																															
...																															
...																															
rdi (472 bytes)																															
...																															
...																															
rciInfo (variable)																															
...																															

**retcode (4 bytes):** Specifies the return status as explained in section 2.2.1.2.218 for the retcode field.

**fWrite (4 bytes):** If set to 1, specifies that **CalledID** information MUST be stored on RRAS. If set to 0, CalledId information MUST not be stored.

**dwSize (4 bytes):** Specifies the size, in bytes, of the rciInfo structure, including the rciInfo.bCalledId buffer, which is specified by the **dwSize** member of the RAS\_CALLEDID\_INFO structure.

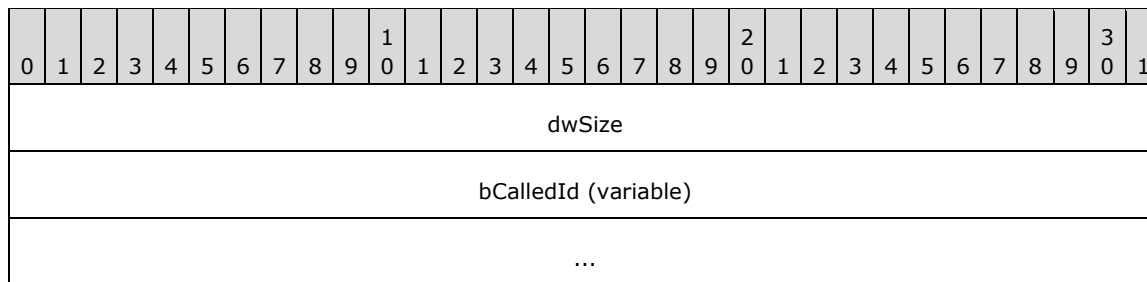
**guidDevice (16 bytes):** This value MUST be set to 0 when sent and ignored on receipt.

**rdi (472 bytes):** Specifies the RAS\_DEVICE\_INFO structure as defined in section 2.2.1.2.219

**rciInfo (variable):** Specifies the RAS\_CALLEDID\_INFO structure as defined in section 2.2.1.2.221

### 2.2.1.2.221 RAS\_CALLEDID\_INFO

The **RAS\_CALLEDID\_INFO** structure contains the TAPI CalledId information.



**dwSize (4 bytes):** Specifies the size in bytes of the bCalledId buffer.

**bCalledId (variable):** Specifies the buffer that contains the null-terminated Unicode string representing the called device phonenummer information.

### 2.2.1.2.222 GetNdiswanDriverCapsStruct

The **GetNdiswanDriverCapsStruct** structure contains the information specific to the REQTYPE\_GETNDISWANDRIVERCAPS in the ReqTypes (section 2.2.1.1.18) enumeration.

```
typedef struct GetNdiswanDriverCapsStruct {
    DWORD retcode;
    RAS_NDISWAN_DRIVER_INFO NdiswanDriverInfo;
} GetNdiswanDriverCapsStruct;
```

**retcode:** Specifies the return status as explained in section 2.2.1.2.218 for retcode field.

**NdiswanDriverInfo:** The **RAS\_NDISWAN\_DRIVER\_INFO** structure.

### 2.2.1.2.223 (Updated Section) RAS\_NDISWAN\_DRIVER\_INFO

The **RAS\_NDISWAN\_DRIVER\_INFO** structure contains the encryption capabilities of the RRAS server.

```
typedef struct _RAS_NDISWAN_DRIVER_INFO {
    ULONG DriverCaps;
    ULONG Reserved;
} RAS_NDISWAN_DRIVER_INFO,
 *P_NDISWAN_DRIVER_INFO;
```

**DriverCaps:** Specifies the encryption capabilities of the RRAS. It MUST be one of the following values.

Value	Meaning
RAS_NDISWAN_40BIT_ENABLED 0x00000000	40-bit encryption supported
RAS_NDISWAN_128BIT_ENABLED 0x00000001	128-bit encryption supported

**Reserved:** MUST be set to zero (0) when sent and MUST be ignored on receipt.

### 2.2.1.2.224 GetDevConfigStruct

The **GetDevConfigStruct** structure contains information specific to the REQTYPE\_GETDEVCONFIG in the ReqTypes (section 2.2.1.1.18) enumeration.

0	1	2	3	4	5	6	7	8	9	0	1	2	3	4	5	6	7	8	9	0	1	2	3	4	5	6	7	8	9	0	1
retcode																															
devicetype (17 bytes)																															
...																															
...																															
...																size															
...																config (variable)															
...																															

**retcode (4 bytes):** Specifies the return status as explained in section 2.2.1.2.218 for retcode field.

**devicetype (17 bytes):** Specifies a null-terminated ASCII string that indicates the RRAS server device type as specified for the **wszDeviceType** field in the RASI\_PORT\_0 (section 2.2.1.2.76) structure.

**size (4 bytes):** Specifies the size in bytes of the configuration data as specified by **config**.

**config (variable):** **Tapi** device configuration blob as specified by **GetDevConfig.IpDeviceConfig** in section 2.2.4.1.3.33 of [MS-TRP].

### 2.2.1.2.225 Enum

The **Enum** structure contains information specific to the **REQTYPE\_PORTENUM** ReqTypes (section 2.2.1.1.18) value.

0	1	2	3	4	5	6	7	8	9	0	1	2	3	4	5	6	7	8	9	0	1	2	3	4	5	6	7	8	9	0	1
retcode																															
size																															
entries																															
buffer (variable)																															
...																															

**retcode (4 bytes):** Specifies the return status as explained in section 2.2.1.2.218 for the **retcode** field.

**size (4 bytes):** Specifies the size in bytes of the **buffer**.

**entries (4 bytes):** Specifies the number of port entries as pointed by the **buffer**.

**buffer (variable):** Points to the array of RASMAN\_PORT\_32 (section 2.2.1.2.226) structures.

### 2.2.1.2.226 (Updated Section) RASMAN\_PORT\_32

The **RASMAN\_PORT\_32** structure contains information regarding a specific RAS port, such as port status and port name.

```
typedef struct _RASMAN_PORT_32 {
    DWORD P_Port;
    CHAR P_PortName[16];
    RASMAN_STATUS P_Status;
    RASDEVICETYPE P_rdtDeviceType;
    RASMAN_USAGE P_ConfiguredUsage;
    RASMAN_USAGE P_CurrentUsage;
    CHAR P_MediaName[16];
    CHAR P_DeviceType[16];
    CHAR P_DeviceName[129];
    DWORD P_LineDeviceId;
    DWORD P_AddressId;
} RASMAN_PORT_32;
```

**P\_Port:** A unique identifier for the port.

**P\_PortName:** Specifies a null-terminated ASCII string specifying the port name.

**P\_Status:** Specifies the status of the port as defined in the RASMAN\_STATUS (section 2.2.1.1.17) enumeration type.

**P\_rdtDeviceType:** Specifies the device type of the port as defined in the RASDEVICETYPE (section 2.2.1.1.16) enumeration type.

**P\_ConfiguredUsage:** Specifies the configured usage of the port as defined in section 2.2.1.1.21.

**P\_CurrentUsage:** Specifies the usage for the port currently being used as defined in section 2.2.1.1.21.

**P\_MediaName:** A null-terminated ASCII string specifying the name of the media associated with the port.

**P\_DeviceType:** Specifies a null-terminated ASCII string that indicates the RRAS server device type as specified for the **wszDeviceType** field of the RASI\_PORT\_0 (section 2.2.1.2.76) structure.

**P\_DeviceName:** A null-terminated ASCII string specifying the name of the device associated with the port.

**P\_LineDeviceId:** Specifies a unique identifier for the device.

**P\_AddressId:** MUST be set to zero (0) when sent and ignored on receipt.

### 2.2.1.2.227 Info

The **Info** structure contains information specific to the **REQTYPE\_GETINFO** ReqTypes (section 2.2.1.1.18) value.

```
typedef struct Info {
    union {
        DWORD retcode;
        HANDLE paddingField;
    };
    RASMAN_INFO info;
} Info;
```

**retcode:** Specifies the return status as explained in section 2.2.1.2.218 for the **retcode** field.

**paddingField:** Reserved field to provide proper alignment of the structure.

**info:** Specifies the port information as defined in the RASMAN\_INFO (section 2.2.1.2.228) structure.

### 2.2.1.2.228 RASMAN\_INFO

The **RASMAN\_INFO** structure contains general information regarding a specific RRAS port, such as port status and port name.

```
typedef struct _RASMAN_INFO {
    RASMAN_STATUS RI_PortStatus;
    RASMAN_STATE RI_ConnState;
    DWORD RI_LinkSpeed;
    DWORD RI_LastError;
    RASMAN_USAGE RI_CurrentUsage;
    CHAR RI_DeviceTypeConnecting[16];
    CHAR RI_DeviceConnecting[129];
    CHAR RI_szDeviceType[16];
    CHAR RI_szDeviceName[129];
    CHAR RI_szPortName[17];
    RASMAN_DISCONNECT_TYPE RI_DisconnectType;
    DWORD RI_OwnershipFlag;
    DWORD RI_ConnectDuration;
    DWORD RI_BytesReceived;
    CHAR RI_Phonebook[261];
    CHAR RI_PhoneEntry[257];
    HANDLE RI_ConnectionHandle;
    DWORD RI_SubEntry;
    RASDEVICETYPE RI_rdtDeviceType;
    GUID RI_GuidEntry;
    DWORD RI_dwSessionId;
    DWORD RI_dwFlags;
    GUID RI_CorrelationGuid;
} RASMAN_INFO;
```

**RI\_PortStatus:** Specifies the status of the port as defined in RASMAN\_STATUS (section 2.2.1.1.17) enumeration type.

**RI\_ConnState:** Specifies the connection state of the port as defined in RASMAN\_STATE (section 2.2.1.1.19).

**RI\_LinkSpeed:** Specifies the link speed in bits per second (bps) of the connection using port as specified by **RI\_szPortName**.

**RI\_LastError:** Specifies the return status as explained in section 2.2.1.2.218 for **retcode** field.

**RI\_CurrentUsage:** Specifies the current usage of the port as defined in section 2.2.1.1.21.

**RI\_DeviceTypeConnecting:** Specifies a null-terminated ASCII string that indicates the RRAS server device type as specified for the **wszDeviceType** field of a RASI\_PORT\_0 (section 2.2.1.2.76) structure.

**RI\_DeviceConnecting:** Specifies a null-terminated ASCII string that contains the name of the device associated with the port.

**RI\_szDeviceType:** Specifies a null-terminated ASCII string that contains the RRAS server device type as specified for the **wszDeviceType** field of **RASI\_PORT\_0** structure.

**RI\_szDeviceName:** Specifies a null-terminated ASCII string that contains the name of the device associated with the port.

**RI\_szPortName:** Specifies a null-terminated ASCII string that contains the port name.

**RI\_DisconnectType:** Specifies the disconnect type of the port as defined by the RASMAN\_DISCONNECT\_TYPE (section 2.2.1.1.20) enumeration type.

**RI\_OwnershipFlag:** Specifies the process identifier (PID) of the client application that has opened the port.

**RI\_ConnectDuration:** Specifies the duration of the current connection on this port, in milliseconds.

**RI\_BytesReceived:** Specifies the number of bytes received on this port.

**RI\_Phonebook:** Specifies the **RRAS Phonebook path** for the connection associated with this port.

**RI\_PhoneEntry:** Specifies the **RRAS Phonebook entry** name for the connection associated with this port.

**RI\_ConnectionHandle:** Specifies a unique 32-bit unsigned integer identifying the connection associated with this port.

**RI\_SubEntry:** Specifies an index to the **multilink** subentry associated with this port.

**RI\_rdtDeviceType:** Specifies a value giving the RASDEVICETYPE (section 2.2.1.1.16) enumeration type.

**RI\_GuidEntry:** Specifies a GUID uniquely identifying the connection associated with the port.

**RI\_dwSessionId:** Specifies the unique session ID associated with the port.<158>

**RI\_dwFlags:** Specifies the configuration option of the connection associated with this port.<159>

The value MUST be one of the following values or a bit-wise OR combination of the following values.

Value	Meaning
0x00000001	Connection associated with this port is configured to store the credentials for everyone.
0x00000002	Connection associated with this port is configured as outgoing connection.

**RI\_CorrelationGuid:** Specifies a GUID that uniquely identifies the connection associated with this port.<160>

### 2.2.1.2.229 RASRPC\_PBUSER

The **RASRPC\_PBUSER** structure contains configuration information of Demand Dial connection.

```
typedef struct _RASRPC_PBUSER {  
    BOOL fOperatorDial;  
    BOOL fPreviewPhoneNumber;  
    BOOL fUseLocation;  
    BOOL fShowLights;  
    BOOL fShowConnectStatus;  
    BOOL fCloseOnDial;  
    BOOL fAllowLogonPhonebookEdits;  
    BOOL fAllowLogonLocationEdits;  
    BOOL fSkipConnectComplete;  
    BOOL fNewEntryWizard;  
    DWORD dwRedialAttempts;  
    DWORD dwRedialSeconds;  
    DWORD dwIdleDisconnectSeconds;
```

```

    BOOL fRedialOnLinkFailure;
    BOOL fPopupOnTopWhenRedialing;
    BOOL fExpandAutoDialQuery;
    DWORD dwCallbackMode;
    [unique] LPRASRPC_CALLBACKLIST pCallbacks;
    WCHAR pszLastCallbackByCaller[129];
    DWORD dwPhonebookMode;
    WCHAR pszPersonalFile[260];
    WCHAR pszAlternatePath[260];
    [unique] LPRASRPC_STRINGLIST pPhonebooks;
    [unique] LPRASRPC_STRINGLIST pAreaCodes;
    BOOL fUseAreaAndCountry;
    [unique] LPRASRPC_STRINGLIST pPrefixes;
    [unique] LPRASRPC_STRINGLIST pSuffixes;
    [unique] LPRASRPC_LOCATIONLIST pLocations;
    DWORD dwXPhonebook;
    DWORD dwYPhonebook;
    WCHAR pszDefaultEntry[257];
    BOOL fInitialized;
    BOOL fDirty;
} RASRPC_PBUSER,
*LPRASRPC_PBUSER;

```

**fOperatorDial:** It is unused and can be set to any value.

**fPreviewPhoneNumber:** It is unused and can be set to any value.

**fUseLocation:** It is unused can be set to any value.

**fShowLights:** It is unused and can be set to any value.

**fShowConnectStatus:** It is unused and can be set to any value.

**fCloseOnDial:** It is unused and can be set to any value.

**fAllowLogonPhonebookEdits:** It is unused and can be set to any value.

**fAllowLogonLocationEdits:** It is unused and can be set to any value.

**fSkipConnectComplete:** It is unused and can be set to any value.

**fNewEntryWizard:** It is unused and can be set to any value.

**dwRedialAttempts:** It is unused and can be set to any value.

**dwRedialSeconds:** It is unused and can be set to any value.

**dwIdleDisconnectSeconds:** It is unused and can be set to any value.

**fRedialOnLinkFailure:** It is unused and can be set to any value.

**fPopupOnTopWhenRedialing:** It is unused and can be set to any value.

**fExpandAutoDialQuery:** It is unused and can be set to any value.

**dwCallbackMode:** It is unused and can be set to any value.

**pCallbacks:** A pointer to a linked list of callback information specified by RASRPC\_CALLBACKLIST (section 2.2.1.2.230) structures. Each member of the linked list specifies the callback information for a particular port associated with a device.

**pszLastCallbackByCaller:** A null-terminated Unicode string specifying the callback phone number last used.



**dwPhonebookMode:** It is unused and can be set to any value.

**pszPersonalFile:** It MUST be set to an empty string ("").

**pszAlternatePath:** It MUST be set to an empty string ("").

**pPhonebooks:** It is not used and can be set to NULL.

**pAreaCodes:** It is not used and can be set to NULL.

**fUseAreaAndCountry:** It is unused and can be set to any value.

**pPrefixes:** It MUST be set to NULL.

**pSuffixes:** It MUST be set to NULL.

**pLocations:** It MUST be set to NULL.

**dwXPhonebook:** It is unused and can be set to any value.

**dwYPhonebook:** It is unused can be set to any value.

**pszDefaultEntry:** It MUST be set to an empty string ("").

**fInitialized:** If set to 1, specifies that the RASRPC\_PBUSER structure is initialized if set to 0 specifies that the RASRPC\_PBUSER structure is not initialized.

**fDirty:** If set to 1, specifies that the RASRPC\_PBUSER structure needs to be stored on server. If set to 0, specifies that the RASRPC\_PBUSER structure need not be stored on RRAS.

### 2.2.1.2.230 RASRPC\_CALLBACKLIST

The **RASRPC\_CALLBACKLIST** structure specifies the callback information such as the callback device name and the callback phonenumber.

```
typedef struct _RASRPC_CALLBACKLIST {
    WCHAR pszPortName[RASRPC_MaxPortName + 1];
    WCHAR pszDeviceName[RASRPC_MaxDeviceName + 1];
    WCHAR pszNumber[RASRPC_MaxPhoneNumber + 1];
    DWORD dwDeviceType;
    [unique] struct _RASRPC_CALLBACKLIST* pNext;
} RASRPC_CALLBACKLIST,
*LPRASRPC_CALLBACKLIST;
```

**pszPortName:** A null-terminated Unicode string specifying the port name on which callback is made.

**pszDeviceName:** A null-terminated Unicode string specifying the device name on which callback is made.

**pszNumber:** A null-terminated Unicode string specifying the phone number to which callback is made.

**dwDeviceType:** Specifies the device type to which callback is to be made.

This MUST take one of the following values:<161>

Value	Meaning
PBDT_None 0	No device.

Value	Meaning
PBDT_Null 1	Serial or parallel port device.
PBDT_Other 2	Device other than mentioned in the table.
PBDT_Modem 3	A modem device.
PBDT_Pad 4	An X.25 [X.25] packet assembler/disassembler.
PBDT_Switch 5	Switch device.
PBDT_Isdn 6	An ISDN device.
PBDT_X25 7	An X.25 [X.25] device.
PBDT_ComPort 8	Generic COM port device.
PBDT_Irda 10	An Infrared Data Association (IrDA)-compliant device.
PBDT_Vpn 11	A virtual private networking (VPN) device
PBDT_Serial 12	Serial port device.
PBDT_Atm 13	Asynchronous Transfer Mode (ATM) device.
PBDT_Parallel 14	Parallel port device.
PBDT_Sonet 15	Sonet device.
PBDT_Sw56 16	Switched 56K Access.
PBDT_FrameRelay 17	Frame Relay device.
PBDT_PPpOE 18	PPPoE device.

**pNext:** Specifies the pointer to the next **RASRPC\_CALLBACKLIST** structure. The last member of the linked list of RASRPC\_CALLBACKLIST structures MUST have the **pNext** field set to NULL.

### 2.2.1.2.231 RASRPC\_STRINGLIST

The **RASRPC\_STRINGLIST** structure contains a null-terminated Unicode string.

```

typedef struct _RASRPC_STRINGLIST {
    WCHAR psz[256];
    [unique] struct _RASRPC_STRINGLIST* pNext;
} RASRPC_STRINGLIST,
*LPRASRPC_STRINGLIST;

```

**psz:** Specifies a null-terminated Unicode string.

**pNext:** Specifies the pointer to the next RASRPC\_STRINGLIST structure.

### 2.2.1.2.232 RASRPC\_LOCATIONLIST

The **RASRPC\_LOCATIONLIST** structure contains information related to the TAPI location identifier.

```

typedef struct _RASRPC_LOCATIONLIST {
    DWORD dwLocationId;
    DWORD iPrefix;
    DWORD iSuffix;
    [unique] struct _RASRPC_LOCATIONLIST* pNext;
} RASRPC_LOCATIONLIST,
*LPRASRPC_LOCATIONLIST;

```

**dwLocationId:** Specifies the TAPI location id.

**iPrefix:** It is unused and if set MUST be ignored by RRAS.

**iSuffix:** It is unused and if set MUST be ignored by RRAS.

**pNext:** Specifies the pointer to the next RASRPC\_LOCATIONLIST structure.

### 2.2.1.2.233 PPP\_PROJECTION\_INFO\_2

The **PPP\_PROJECTION\_INFO\_2** structure<162> contain information obtained during the PPP negotiation for the PPP-based tunnels.

```

typedef struct _PPP_PROJECTION_INFO_2 {
    DWORD dwIPv4NegotiationError;
    WCHAR wszAddress[16];
    WCHAR wszRemoteAddress[16];
    DWORD dwIPv4Options;
    DWORD dwIPv4RemoteOptions;
    ULONG64 IPv4SubInterfaceIndex;
    DWORD dwIPv6NegotiationError;
    UCHAR bInterfaceIdentifier[8];
    UCHAR bRemoteInterfaceIdentifier[8];
    UCHAR bPrefix[8];
    DWORD dwPrefixLength;
    ULONG64 IPv6SubInterfaceIndex;
    DWORD dwLcpError;
    DWORD dwAuthenticationProtocol;
    DWORD dwAuthenticationData;
    DWORD dwRemoteAuthenticationProtocol;
    DWORD dwRemoteAuthenticationData;
    DWORD dwLcpTerminateReason;
    DWORD dwLcpRemoteTerminateReason;
    DWORD dwLcpOptions;
    DWORD dwLcpRemoteOptions;
    DWORD dwEapTypeId;
    DWORD dwEmbeddedEAPTypeId;
    DWORD dwRemoteEapTypeId;
    DWORD dwCcpError;
    DWORD dwCompressionAlgorithm;
}

```

```
    DWORD dwCcpOptions;  
    DWORD dwRemoteCompressionAlgorithm;  
    DWORD dwCcpRemoteOptions;  
} PPP_PROJECTION_INFO_2,  
*PPPP_PROJECTION_INFO_2;
```

**dwIPv4NegotiationError:** Same as **dwIPv4NegotiationError** in PPP\_PROJECTION\_INFO\_1 (section 2.2.1.2.131).

**wszAddress:** Same as **wszAddress** in PPP\_PROJECTION\_INFO\_1.

**wszRemoteAddress:** Same as **wszRemoteAddress** in PPP\_PROJECTION\_INFO\_1.

**dwIPv4Options:** Same as **dwIPv4Options** in PPP\_PROJECTION\_INFO\_1.

**dwIPv4RemoteOptions:** Same as **dwIPv4RemoteOptions** in PPP\_PROJECTION\_INFO\_1.

**IPv4SubInterfaceIndex:** Same as **IPv4SubInterfaceIndex** in PPP\_PROJECTION\_INFO\_1.

**dwIPv6NegotiationError:** Same as **dwIPv6NegotiationError** in PPP\_PROJECTION\_INFO\_1.

**bInterfaceIdentifier:** Same as **bInterfaceIdentifier** in PPP\_PROJECTION\_INFO\_1.

**bRemoteInterfaceIdentifier:** Same as **bRemoteInterfaceIdentifier** in PPP\_PROJECTION\_INFO\_1.

**bPrefix:** Same as **bPrefix** in PPP\_PROJECTION\_INFO\_1.

**dwPrefixLength:** Same as **bPrefix** in PPP\_PROJECTION\_INFO\_1.

**IPv6SubInterfaceIndex:** Same as **IPv6SubInterfaceIndex** in PPP\_PROJECTION\_INFO\_1.

**dwLcpError:** Same as **dwLcpError** in PPP\_PROJECTION\_INFO\_1.

**dwAuthenticationProtocol:** Same as **dwAuthenticationProtocol** in PPP\_PROJECTION\_INFO\_1.

**dwAuthenticationData:** Same as **dwAuthenticationData** in PPP\_PROJECTION\_INFO\_1.

**dwRemoteAuthenticationProtocol:** Same as **dwRemoteAuthenticationProtocol** in PPP\_PROJECTION\_INFO\_1.

**dwRemoteAuthenticationData:** Same as **dwRemoteAuthenticationData** in PPP\_PROJECTION\_INFO\_1.

**dwLcpTerminateReason:** Same as **dwLcpTerminateReason** in PPP\_PROJECTION\_INFO\_1.

**dwLcpRemoteTerminateReason:** Same as **dwLcpRemoteTerminateReason** in PPP\_PROJECTION\_INFO\_1.

**dwLcpOptions:** Same as **dwLcpOptions** in PPP\_PROJECTION\_INFO\_1.

**dwLcpRemoteOptions:** Same as **dwLcpRemoteOptions** in PPP\_PROJECTION\_INFO\_1.

**dwEapTypeId:** Same as **dwEapTypeId** in PPP\_PROJECTION\_INFO\_1.

**dwEmbeddedEAPTypeId:** Specifies the type identifier of the inner EAP method used in the EAP [MS-PEAP] authentication. The value of this member is valid only if the **dwEapTypeId** member is set to PEAP (defined in [IANA-EAP]). The valid values are defined in [IANA-EAP].

**dwRemoteEapTypeId:** Same as **dwRemoteEapTypeId** in PPP\_PROJECTION\_INFO\_1.

**dwCcpError:** Same as **dwCcpError** in PPP\_PROJECTION\_INFO\_1.

**dwCompressionAlgorithm:** Same as **dwCompressionAlgorithm** in **PPP\_PROJECTION\_INFO\_1**.

**dwCcpOptions:** Same as **dwCcpOptions** in **PPP\_PROJECTION\_INFO\_1**.

**dwRemoteCompressionAlgorithm:** Same as **dwRemoteCompressionAlgorithm** in **PPP\_PROJECTION\_INFO\_1**.

**dwCcpRemoteOptions:** Same as **dwCcpRemoteOptions** in **PPP\_PROJECTION\_INFO\_1**.

#### 2.2.1.2.234 IKEV2\_PROJECTION\_INFO\_2

The **IKEV2\_PROJECTION\_INFO\_2** structure<163> contain information obtained during Internet key exchange (IKE) negotiation.

```
typedef struct IKEV2_PROJECTION_INFO_2 {
    DWORD dwIPv4NegotiationError;
    WCHAR wszAddress[16];
    WCHAR wszRemoteAddress[16];
    ULONG64 IPv4SubInterfaceIndex;
    DWORD dwIPv6NegotiationError;
    UCHAR bInterfaceIdentifier[8];
    UCHAR bRemoteInterfaceIdentifier[8];
    UCHAR bPrefix[8];
    DWORD dwPrefixLength;
    ULONG64 IPv6SubInterfaceIndex;
    DWORD dwOptions;
    DWORD dwAuthenticationProtocol;
    DWORD dwEapTypeId;
    DWORD dwEmbeddedEAPTypeId;
    DWORD dwCompressionAlgorithm;
    DWORD dwEncryptionMethod;
} IKEV2_PROJECTION_INFO_2,
*PIKEV2_PROJECTION_INFO_2;
```

**dwIPv4NegotiationError:** Same as **dwIPv4NegotiationError** in **IKEV2\_PROJECTION\_INFO\_1**.

**wszAddress:** Same as **wszAddress** in **IKEV2\_PROJECTION\_INFO\_1**.

**wszRemoteAddress:** Same as **wszRemoteAddress** in **IKEV2\_PROJECTION\_INFO\_1**.

**IPv4SubInterfaceIndex:** Same as **IPv4SubInterfaceIndex** in **IKEV2\_PROJECTION\_INFO\_1**.

**dwIPv6NegotiationError:** Same as **dwIPv6NegotiationError** in **IKEV2\_PROJECTION\_INFO\_1**.

**bInterfaceIdentifier:** Same as **bInterfaceIdentifier** in **IKEV2\_PROJECTION\_INFO\_1**.

**bRemoteInterfaceIdentifier:** Same as **bRemoteInterfaceIdentifier** in **IKEV2\_PROJECTION\_INFO\_1**.

**bPrefix:** Same as **bPrefix** in **IKEV2\_PROJECTION\_INFO\_1**.

**dwPrefixLength:** Same as **dwPrefixLength** in **IKEV2\_PROJECTION\_INFO\_1**.

**IPv6SubInterfaceIndex:** Same as **IPv6SubInterfaceIndex** in **IKEV2\_PROJECTION\_INFO\_1**.

**dwOptions:** Same as **dwOptions** in **IKEV2\_PROJECTION\_INFO\_1**.

**dwAuthenticationProtocol:** Same as **dwAuthenticationProtocol** in **IKEV2\_PROJECTION\_INFO\_1**.

**dwEapTypeId:** Same as **dwEapTypeId** in **IKEV2\_PROJECTION\_INFO\_1**.

**dwEmbeddedEAPTypeId:** Same as **dwEmbeddedEAPTypeId** in **IKEV2\_PROJECTION\_INFO\_1**.

**dwCompressionAlgorithm:** Same as **dwCompressionAlgorithm** in **IKEV2\_PROJECTION\_INFO\_1**.

**dwEncryptionMethod:** Same as **dwEncryptionMethod** in **IKEV2\_PROJECTION\_INFO\_1**.

### 2.2.1.2.235 PROJECTION\_INFO\_IDL\_2

The **PROJECTION\_INFO\_IDL\_2** structure<164> is used in the **RAS\_CONNECTION\_4\_IDL** (section 2.2.1.2.236) structure as a placeholder for **PPP\_PROJECTION\_INFO\_2** (section 2.2.1.2.233) structure or **IKEV2\_PROJECTION\_INFO\_2** (section 2.2.1.2.234) structure.

```
typedef union _PROJECTION_INFO_IDL_2 switch (UCHAR projectionInfoType) ProjectionInfoObject {
    case 1:
        PPP_PROJECTION_INFO_2 PppProjectionInfo;
    case 2:
        IKEV2_PROJECTION_INFO_2 Ikev2ProjectionInfo;
    } PROJECTION_INFO_IDL_2,
*PPROJECTION_INFO_IDL_2;
```

**projectionInfoType:** Specifies if the projection is for a PPP-based or IKEv2-based tunnel.

Value	Meaning
MPRAPI_PPP_PROJECTION_INFO_TYPE 0x01	Data corresponds to PPP_PROJECTION_INFO_2.
MPRAPI_IKEV2_PROJECTION_INFO_TYPE 0x02	Data corresponds to IKEV2_PROJECTION_INFO_2.

**PppProjectionInfo:** Contains a **PPP\_PROJECTION\_INFO\_2** for a PPP-based tunnel.

**Ikev2ProjectionInfo:** Contains an **IKEV2\_PROJECTION\_INFO\_2** for an IKEv2-based tunnel.

### 2.2.1.2.236 RAS\_CONNECTION\_4\_IDL

The **RAS\_CONNECTION\_4\_IDL** structure<165> contains information for a connection, including the GUID that identifies the connection, the NAP, and the PPP or the IKEv2- related data for the connection.

```
typedef struct _RAS_CONNECTION_4_IDL {
    DWORD dwConnectDuration;
    ROUTER_INTERFACE_TYPE dwInterfaceType;
    DWORD dwConnectionFlags;
    WCHAR wszInterfaceName[257];
    WCHAR wszUserName[257];
    WCHAR wszLogonDomain[16];
    WCHAR wszRemoteComputer[17];
    GUID guid;
    RAS_QUARANTINE_STATE rasQuarState;
    FILETIME probationTime;
    FILETIME connectionStartTime;
    DWORD dwBytesXmitted;
    DWORD dwBytesRcvd;
    DWORD dwFramesXmitted;
    DWORD dwFramesRcvd;
    DWORD dwCrcErr;
    DWORD dwTimeoutErr;
    DWORD dwAlignmentErr;
    DWORD dwHardwareOverrunErr;
    DWORD dwFramingErr;
```

```

DWORD dwBufferOverrunErr;
DWORD dwCompressionRatioIn;
DWORD dwCompressionRatioOut;
DWORD dwNumSwitchOvers;
WCHAR wszRemoteEndpointAddress[65];
WCHAR wszLocalEndpointAddress[65];
PROJECTION_INFO_IDL_2 ProjectionInfo;
ULONG hConnection;
ULONG hInterface;
DWORD dwDeviceType;
} RAS_CONNECTION_4_IDL,
*PRAS_CONNECTION_4_IDL;

```

**dwConnectDuration:** Same as **dwConnectDuration** in RAS\_CONNECTION\_EX\_1\_IDL.

**dwInterfaceType:** Same as **dwInterfaceType** in RAS\_CONNECTION\_EX\_1\_IDL.

**dwConnectionFlags:** Same as **dwConnectionFlags** in RAS\_CONNECTION\_EX\_1\_IDL.

**wszInterfaceName:** Same as **wszInterfaceName** in RAS\_CONNECTION\_EX\_1\_IDL.

**wszUserName:** Same as **wszUserName** in RAS\_CONNECTION\_EX\_1\_IDL.

**wszLogonDomain:** Same as **wszLogonDomain** in RAS\_CONNECTION\_EX\_1\_IDL.

**wszRemoteComputer:** Same as **wszRemoteComputer** in RAS\_CONNECTION\_EX\_1\_IDL.

**guid:** Same as **guid** in RAS\_CONNECTION\_EX\_1\_IDL.

**rasQuarState:** Same as **rasQuarState** in RAS\_CONNECTION\_EX\_1\_IDL.

**probationTime:** Same as **probationTime** in RAS\_CONNECTION\_EX\_1\_IDL.

**connectionStartTime:** Same as **connectionStartTime** in RAS\_CONNECTION\_EX\_1\_IDL.

**dwBytesXmited:** Same as **dwBytesXmited** in RAS\_CONNECTION\_EX\_1\_IDL.

**dwBytesRcved:** Same as **dwBytesRcved** in RAS\_CONNECTION\_EX\_1\_IDL.

**dwFramesXmited:** Same as **dwFramesXmited** in RAS\_CONNECTION\_EX\_1\_IDL.

**dwFramesRcved:** Same as **dwFramesRcved** in RAS\_CONNECTION\_EX\_1\_IDL.

**dwCrcErr:** Same as **dwCrcErr** in RAS\_CONNECTION\_EX\_1\_IDL.

**dwTimeoutErr:** Same as **dwTimeoutErr** in RAS\_CONNECTION\_EX\_1\_IDL.

**dwAlignmentErr:** Same as **dwAlignmentErr** in RAS\_CONNECTION\_EX\_1\_IDL.

**dwHardwareOverrunErr:** Same as **dwHardwareOverrunErr** in RAS\_CONNECTION\_EX\_1\_IDL.

**dwFramingErr:** Same as **dwFramingErr** in RAS\_CONNECTION\_EX\_1\_IDL.

**dwBufferOverrunErr:** Same as **dwBufferOverrunErr** in RAS\_CONNECTION\_EX\_1\_IDL.

**dwCompressionRatioIn:** Same as **dwCompressionRatioIn** in RAS\_CONNECTION\_EX\_1\_IDL.

**dwCompressionRatioOut:** Same as **dwCompressionRatioOut** in RAS\_CONNECTION\_EX\_1\_IDL.

**dwNumSwitchOvers:** Same as **dwNumSwitchOvers** in RAS\_CONNECTION\_EX\_1\_IDL.

**wszRemoteEndpointAddress:** Same as **wszRemoteEndpointAddress** in RAS\_CONNECTION\_EX\_1\_IDL.

**wszLocalEndpointAddress:** Same as **wszLocalEndpointAddress** in RAS\_CONNECTION\_EX\_1\_IDL.

**ProjectionInfo:** Same as **ProjectionInfo** in RAS\_CONNECTION\_EX\_1\_IDL.

**hConnection:** Same as **hConnection** in RAS\_CONNECTION\_EX\_1\_IDL.

**hInterface:** Same as **hInterface** in RAS\_CONNECTION\_EX\_1\_IDL.

**dwDeviceType:** Specifies the device type of the port associated with the RAS connection as defined in the RASDEVICETYPE (section 2.2.1.1.16) enumeration type.

### 2.2.1.2.237 ROUTER\_CUSTOM\_IKEv2\_POLICY\_0

The **ROUTER\_CUSTOM\_IKEv2\_POLICY\_0** structure<166> is used to get or set configuration parameters to be used during quick mode security association (QM SA) or main mode security association (MM SA) negotiation for IKEv2 [RFC4306] and L2TP devices.

```
typedef struct _ROUTER_CUSTOM_IKEv2_POLICY_0 {  
    DWORD dwIntegrityMethod;  
    DWORD dwEncryptionMethod;  
    DWORD dwCipherTransformConstant;  
    DWORD dwAuthTransformConstant;  
    DWORD dwPfsGroup;  
    DWORD dwDhGroup;  
} ROUTER_CUSTOM_IKEv2_POLICY_0,  
*PROUTER_CUSTOM_IKEv2_POLICY_0,  
ROUTER_CUSTOM_L2TP_POLICY_0,  
*PROUTER_CUSTOM_L2TP_POLICY_0;
```

**dwIntegrityMethod:** Specifies the integrity check algorithm to be negotiated during MM SA negotiation [RFC4306]. This SHOULD have one of the following values.

Value	Meaning
INTEGRITY_MD5 (0x0)	Specifies MD5 hash algorithm.
INTEGRITY_SHA1 (0x1)	Specifies SHA1 hash algorithm.
INTEGRITY_SHA_256 (0x2)	Specifies a 256-bit SHA encryption.
INTEGRITY_SHA_384 (0x3)	Specifies a 384-bit SHA encryption.

**dwEncryptionMethod:** Specifies the encryption algorithm to be negotiated during MM SA negotiation [RFC4306]. This SHOULD have one of the following values.

Value	Meaning
CIPHER_DES (0x0)	Specifies DES encryption.
CIPHER_3DES (0x1)	Specifies 3DES encryption.
CIPHER_AES_128 (0x2)	Specifies AES-128 encryption.



Value	Meaning
CIPHER_AES_192 (0x3)	Specifies AES-192 encryption.
CIPHER_AES_256 (0x4)	Specifies AES-256 encryption.

**dwCipherTransformConstant:** Specifies the encryption algorithm to be negotiated during QM SA negotiation [RFC4306]. This SHOULD have one of the following values.

Value	Meaning
CIPHER_CONFIG_CBC_DES (0x1)	DES (Data Encryption Standard) algorithm. CBC (Cipher Block Chaining) mode of operation. [RFC2410]
CIPHER_CONFIG_CBC_3DES (0x2)	3DES algorithm. CBC mode of operation. [RFC2451]
CIPHER_CONFIG_CBC_AES_128 (0x3)	AES-128 (Advanced Encryption Standard) algorithm. CBC mode of operation. [RFC3602]
CIPHER_CONFIG_CBC_AES_192 (0x4)	AES-192 algorithm. CBC mode of operation. [RFC3602]
CIPHER_CONFIG_CBC_AES_256 (0x5)	AES-256 algorithm. CBC mode of operation. [RFC3602]
CIPHER_CONFIG_GCM_AES_128 (0x6)	AES-128 algorithm. GCM (Galois Counter Mode) mode of operation. [RFC4106]
CIPHER_CONFIG_GCM_AES_192 (0x7)	AES-192 algorithm. GCM (Galois Counter Mode) mode of operation. [RFC4106]
CIPHER_CONFIG_GCM_AES_256 (0x8)	AES-256 algorithm. GCM (Galois Counter Mode) mode of operation. [RFC4106]

**dwAuthTransformConstant:** Specifies the hash algorithm to be negotiated during QM SA negotiation [RFC4306]. This SHOULD have one of the following values.

Value	Meaning
AUTH_CONFIG_HMAC_MD5_96 (0x0)	Hash-based Message Authentication Code (HMAC) secret key authentication algorithm. MD5 data integrity and data origin authentication algorithm. [RFC2403]
AUTH_CONFIG_HMAC_SHA_1_96 (0x1)	HMAC secret key authentication algorithm. SHA-1 (Secure Hash Algorithm) data integrity and data origin authentication algorithm. [RFC2404]
AUTH_CONFIG_HMAC_SHA_256_128 (0x2)	HMAC secret key authentication algorithm. SHA-256 data integrity and data origin authentication algorithm.
AUTH_CONFIG_GCM_AES_128 (0x3)	GCM (Galois Counter Mode) secret key authentication algorithm. AES (Advanced Encryption Standard) data integrity and data origin authentication algorithm, with 128-bit key.
AUTH_CONFIG_GCM_AES_192	GCM secret key authentication algorithm. AES data

Value	Meaning
(0x4)	integrity and data origin authentication algorithm, with 192-bit key.
AUTH_CONFIG_GCM_AES_256 (0x5)	GCM secret key authentication algorithm. AES data integrity and data origin authentication algorithm, with 256-bit key.

**dwPfsGroup:** Specifies the Diffie-Hellman algorithm to be used for Quick Mode Perfect Forward Secrecy (PFS) [RFC4306]. This SHOULD have one of the following values.

Value	Meaning
PFS_NONE (0x0)	Specifies no Quick Mode PFS.
PFS_1 (0x1)	Specifies Diffie- Hellman group 1.
PFS_2 (0x2)	Specifies Diffie- Hellman group 2.
PFS_2048 (0x3)	Specifies Diffie- Hellman group 2048.
PFS_ECP_256 (0x4)	Specifies Diffie- Hellman ECP group 256.
PFS_ECP_384 (0x5)	Specifies Diffie- Hellman ECP group 384.
PFS_MM (0x6)	Use the same Diffie- Hellman as the main mode (MM) that contains this quick mode (QM).
PFS_24 (0x7)	Specifies Diffie- Hellman group 24.

**dwDhGroup:** Specifies the type of Diffie-Hellman group used for Internet Key Exchange (IKE) key generation during MM SA negotiation [RFC4306]. This SHOULD have one of the following values.

Value	Meaning
DH_GROUP_NONE (0x0)	No key exchange algorithms defined.
DH_GROUP_1 (0x1)	Do key exchange with Diffie-Hellman group 1.
DH_GROUP_2 (0x2)	Do key exchange with Diffie-Hellman group 2.
DH_GROUP_14 (0x3)	Do key exchange with Diffie-Hellman group 14.
DH_GROUP_2048 (0x3)	Do key exchange with Diffie-Hellman group 14. This group was called Diffie-Hellman group 2048 when it was introduced. The name has been changed to match standard terminology.

Value	Meaning
DH_ECP_256 (0x4)	Do key exchange with elliptic curve Diffie-Hellman 256.
DH_ECP_384 (0x5)	Do key exchange with elliptic curve Diffie-Hellman 384.
DH_GROUP_24 (0x6)	Do key exchange with Diffie-Hellman group 24.

### 2.2.1.2.238 (Updated Section) IKEV2\_TUNNEL\_CONFIG\_PARAMS\_2

The **IKEV2\_TUNNEL\_CONFIG\_PARAMS\_2** structure<167> is used to get or set configured parameters for IKEv2 devices [RFC4306].

0	1	2	3	4	5	6	7	8	9	10	11	12	13	14	15	16	17	18	19	20	21	22	23	24	25	26	27	28	29	30	31
dwIdleTimeout																															
dwNetworkBlackoutTime																															
dwSaLifeTime																															
dwSaDataSizeForRenegotiation																															
dwConfigOptions																															
dwTotalCertificates																															
certificateNames (variable)																															
...																															
machineCertificateName (variable)																															
...																															
dwEncryptionType																															
customPolicy																															
...																															

**dwIdleTimeout (4 bytes):** Same as **dwIdleTimeout** in IKEV2\_TUNNEL\_CONFIG\_PARAMS\_1.

**dwNetworkBlackoutTime (4 bytes):** Same as **dwNetworkBlackoutTime** in IKEV2\_TUNNEL\_CONFIG\_PARAMS\_1.

**dwSaLifeTime (4 bytes):** Same as **dwSaLifeTime** in IKEV2\_TUNNEL\_CONFIG\_PARAMS\_1.

**dwSaDataSizeForRenegotiation (4 bytes):** Same as **dwSaDataSizeForRenegotiation** in IKEV2\_TUNNEL\_CONFIG\_PARAMS\_1.

**dwConfigOptions (4 bytes):** Same as **dwConfigOptions** in IKEV2\_TUNNEL\_CONFIG\_PARAMS\_1.

**dwTotalCertificates (4 bytes):** Same as **dwTotalCertificates** in IKEV2\_TUNNEL\_CONFIG\_PARAMS\_1.

**certificateNames (variable):** Same as **certificateNames** in IKEV2\_TUNNEL\_CONFIG\_PARAMS\_1.

**machineCertificateName (variable):** This MUST be a CERT\_BLOB\_1. This member specifies the certificate configured to be sent to the peer for authentication during the main mode (MM SA) negotiation [RFC4306] for the IKE2 tunnel-based VPN connections. A zero (0) value for the **cbData** member of CERT\_BLOB\_1 indicates that no certificate is configured.

**dwEncryptionType (4 bytes):** Specifies the encryption type to be negotiated during the SA negotiation [RFC4306] for the IKE2 tunnel-based VPN connections. This SHOULD have one of the values in the following table.

Value	Meaning
0	RRAS will not negotiate encryption.
1	RRAS requests encryption during negotiation. Negotiation will succeed even if remote RRAS does not support encryption.
2	RRAS requires encryption to be negotiated.
3	RRAS requires maximum-strength encryption to be negotiated.

**customPolicy (8 bytes):** This MUST be a pointer to ROUTER\_CUSTOM\_IKEv2\_POLICY\_0 that specifies the custom IKEv2 configurations to be used during the SA negotiation [RFC4306]. The NULL value for this member indicates that no custom IKEv2 configuration is available.

### 2.2.1.2.239 IKEV2\_CONFIG\_PARAMS\_2

The **IKEV2\_CONFIG\_PARAMS\_2** structure<168> is used to get or set configured parameters for IKEv2 devices.

```
typedef struct _IKEV2_CONFIG_PARAMS_2 {  
    DWORD dwNumPorts;  
    DWORD dwPortFlags;  
    DWORD dwTunnelConfigParamFlags;  
    IKEV2_TUNNEL_CONFIG_PARAMS_2 TunnelConfigParams;  
} IKEV2_CONFIG_PARAMS_2,  
*PIKEV2_CONFIG_PARAMS_2;
```

**dwNumPorts:** Same as **dwNumPorts** in IKEV2\_CONFIG\_PARAMS\_1.

**dwPortFlags:** Same as **dwPortFlags** in IKEV2\_CONFIG\_PARAMS\_1.

**dwTunnelConfigParamFlags:** Same as **dwTunnelConfigParamFlags** in IKEV2\_CONFIG\_PARAMS\_1.

**TunnelConfigParams:** IKEv2 tunnel-related parameters. MUST be an IKEV2\_TUNNEL\_CONFIG\_PARAMS\_2 structure.

### 2.2.1.2.240 MPRAPI\_TUNNEL\_CONFIG\_PARAMS\_2

The **MPR\_API\_TUNNEL\_CONFIG\_PARAMS\_2** structure<169> is used to get or set configuration of various tunnels on a RAS server.

```
typedef struct _MPR_API_TUNNEL_CONFIG_PARAMS_2 {
    IKEV2_CONFIG_PARAMS_2 IkeConfigParams;
    PPTP_CONFIG_PARAMS_1 PptpConfigParams;
    L2TP_CONFIG_PARAMS_1 L2tpConfigParams;
    SSTP_CONFIG_PARAMS_1 SstpConfigParams;
} MPR_API_TUNNEL_CONFIG_PARAMS_2,
*PMPR_API_TUNNEL_CONFIG_PARAMS_2;
```

**IkeConfigParams:** MUST be an **IKEV2\_CONFIG\_PARAMS\_2** structure and is used to get or set IKEv2 tunnel parameters.

**PptpConfigParams:** MUST be a **PPTP\_CONFIG\_PARAMS\_1** structure and is used to get or set PPTP tunnel parameters.

**L2tpConfigParams:** MUST be an **L2TP\_CONFIG\_PARAMS\_1** structure and is used to get or set L2TP tunnel parameters.

**SstpConfigParams:** MUST be an **SSTP\_CONFIG\_PARAMS\_1** structure and is used to get or set SSTP tunnel parameters.

#### 2.2.1.2.241 MPR\_SERVER\_SET\_CONFIG\_EX\_2

The **MPR\_SERVER\_SET\_CONFIG\_EX\_2** structure<170> is used to set the configuration parameters for the RRAS server.

```
typedef struct _MPR_SERVER_SET_CONFIG_EX_2 {
    MPR_API_OBJECT_HEADER_IDL Header;
    DWORD setConfigForProtocols;
    MPR_API_TUNNEL_CONFIG_PARAMS_2 ConfigParams;
} MPR_SERVER_SET_CONFIG_EX_2,
*PMPR_SERVER_SET_CONFIG_EX_2;
```

**Header:** This MUST be an **MPR\_API\_OBJECT\_HEADER\_IDL** (section 2.2.1.2.130) [structure](#), the **revision** field MUST be 0x02, and the **type** field MUST be 0x03.

**setConfigForProtocols:** Same as **setConfigForProtocols** in **MPR\_SERVER\_SET\_CONFIG\_EX\_1**.

**ConfigParams:** This MUST be an **MPR\_API\_TUNNEL\_CONFIG\_PARAMS\_2** structure.

#### 2.2.1.2.242 MPR\_SERVER\_EX\_2

The **MPR\_SERVER\_EX\_2** structure<171> is used to get or set the configuration of a RAS server.

```
typedef struct _MPR_SERVER_EX_2 {
    MPR_API_OBJECT_HEADER_IDL Header;
    BOOL fLanOnlyMode;
    DWORD dwUpTime;
    DWORD dwTotalPorts;
    DWORD dwPortsInUse;
    DWORD Reserved;
    MPR_API_TUNNEL_CONFIG_PARAMS_2 ConfigParams;
} MPR_SERVER_EX_2,
*PMPR_SERVER_EX_2;
```

**Header:** This specifies the version of the MPR\_SERVER\_EX\_2 structure and MUST be an MPRAPI\_OBJECT\_HEADER\_IDL (section 2.2.1.2.130) whose **revision** field MUST be 0x02 and whose **type** field MUST be 0x02.

**fLanOnlyMode:** Same as **fLanOnlyMode** in MPR\_SERVER\_EX\_1.

**dwUpTime:** Same as **dwUpTime** in MPR\_SERVER\_EX\_1.

**dwTotalPorts:** Same as **dwTotalPorts** in MPR\_SERVER\_EX\_1.

**dwPortsInUse:** Same as **dwPortsInUse** in MPR\_SERVER\_EX\_1.

**Reserved:** Same as **Reserved** in MPR\_SERVER\_EX\_1.

**ConfigParams:** This MUST be an MPRAPI\_TUNNEL\_CONFIG\_PARAMS\_2 structure.

### 2.2.1.2.243 ROUTER\_IKEv2\_IF\_CUSTOM\_CONFIG\_0

The **ROUTER\_IKEv2\_IF\_CUSTOM\_CONFIG\_0** structure<172> is used to get or set IKEv2 tunnel configuration parameters for IKEv2 tunnel- based demand- dial interfaces.

```
typedef struct _ROUTER_IKEv2_IF_CUSTOM_CONFIG_0 {
    DWORD dwSaLifeTime;
    DWORD dwSaDataSize;
    CERT_BLOB_1 certificateName;
    PROUTER_CUSTOM_IKEv2_POLICY_0 customPolicy;
} ROUTER_IKEv2_IF_CUSTOM_CONFIG_0;
*PROUTER_IKEv2_IF_CUSTOM_CONFIG_0;
```

**dwSaLifeTime:** Same as **dwSaLifeTime** in IKEV2\_TUNNEL\_CONFIG\_PARAMS\_1.

**dwSaDataSize:** Same as **dwSaDataSize** in IKEV2\_TUNNEL\_CONFIG\_PARAMS\_1.

**certificateName:** Same as **certificateName** in IKEV2\_TUNNEL\_CONFIG\_PARAMS\_1.

**customPolicy:** MUST be a pointer to a ROUTER\_CUSTOM\_IKEv2\_POLICY\_0 structure

### 2.2.1.2.244 (Updated Section) MPR\_IF\_CUSTOMINFOEX\_0

The **MPR\_IF\_CUSTOMINFOEX\_0** structure<173> contains the IKEv2 policy configuration of a demand dial interface (see section 1.3).

```
typedef struct _MPR_IF_CUSTOMINFOEX_0 {
    MPRAPI_OBJECT_HEADER_IDL Header;
    DWORD dwFlags;
    ROUTER_IKEv2_IF_CUSTOM_CONFIG_0 customIkev2Config;
} MPR_IF_CUSTOMINFOEX_0;
*MPR_IF_CUSTOMINFOEX_0;
```

**Header:** This MUST be an MPRAPI\_OBJECT\_HEADER\_IDL (section 2.2.1.2.130). The **revision** field MUST be 0x01, and the **type** field MUST be 0x06.

**dwFlags:** This MUST be one of the following values that specify the type of tunnel.

Value	Meaning
0x00000000	No custom configuration is available.
MPRAPI_IF_CUSTOM_CONFIG_FOR_IKEV2	IKEv2 tunnel-specific configuration is available.

Value	Meaning
0x00000001	

**customIkev2Config:** Specifies the IKEv2 tunnel configuration parameters. This MUST be a pointer to ROUTER\_IKEv2\_IF\_CUSTOM\_CONFIG\_0. The value of this member is valid only if the **dwFlag** member is set to MPRAPI\_IF\_CUSTOM\_CONFIG\_FOR\_IKEV2.

#### 2.2.1.2.245 MPR\_IF\_CUSTOMINFOEX\_IDL

The **MPR\_IF\_CUSTOMINFOEX\_IDL** structure<174> is a placeholder for MPR\_IF\_CUSTOMINFOEX\_0 (section 2.2.1.2.244) and MPR\_IF\_CUSTOMINFOEX\_1 (section 2.2.1.2.269) structures.

```
typedef union _MPR_IF_CUSTOMINFOEX_IDL switch( UCHAR revision) IfCustomConfigObject {
    case 1: MPR_IF_CUSTOMINFOEX_0 IfConfigObj1;
    case 2: MPR_IF_CUSTOMINFOEX_1 IfConfigObj2;
} MPR_IF_CUSTOMINFOEX_IDL,
*PMPR_IF_CUSTOMINFOEX_IDL;
```

**IfConfigObj1:** This MUST be an MPR\_IF\_CUSTOMINFOEX\_0 (section 2.2.1.2.244) structure.

**IfConfigObj2:** This MUST be an MPR\_IF\_CUSTOMINFOEX\_1 (section 2.2.1.2.269) structure.

#### 2.2.1.2.246 CERT\_EKU\_1

The **CERT\_EKU\_1** structure<175> contains the ECU OID or ECU name of an x.509 certificate (see [RFC2459]).

0	1	2	3	4	5	6	7	8	9	0	1	2	3	4	5	6	7	8	9	0	1	2	3	4	5	6	7	8	9	0	1
dwSize																															
IsEKUOID																															
pwszEKU (variable)																															
...																															

**dwSize (4 bytes):** The size (in bytes) of *pwszEKU*.

**IsEKUOID (4 bytes):** Specifies a Boolean value that indicates whether the *pwszEKU* parameter specifies the ECU OID or ECU name of a certificate. If this parameter is a TRUE value, *pwszEKU* specifies an ECU OID of a certificate. Otherwise, *pwszEKU* specifies an ECU name of a connection.

**pwszEKU (variable):** A pointer to the ECU OID or ECU name of a certificate.

#### 2.2.1.2.247 (Updated Section) IKEV2\_TUNNEL\_CONFIG\_PARAMS\_3

The **IKEV2\_TUNNEL\_CONFIG\_PARAMS\_3** structure<176> is used to get or set configured parameters for IKEv2 devices (see [RFC4306]).

0	1	2	3	4	5	6	7	8	9	0	1	2	3	4	5	6	7	8	9	0	1	2	3	4	5	6	7	8	9	0	1
dwIdleTimeout																															
dwNetworkBlackoutTime																															
dwSaLifeTime																															
dwSaDataSizeForRenegotiation																															
dwConfigOptions																															
dwTotalCertificates																															
certificateNames (variable)																															
...																															
machineCertificateName (variable)																															
...																															
dwEncryptionType																															
customPolicy																															
...																															
dwTotalEKUs																															
certificateEKUs (variable)																															
...																															
machineCertificateHash (variable)																															
...																															

**dwIdleTimeout (4 bytes):** Same as **dwIdleTimeout** in IKEV2\_TUNNEL\_CONFIG\_PARAMS\_1 (section 2.2.1.2.137).

**dwNetworkBlackoutTime (4 bytes):** Same as **dwNetworkBlackoutTime** in IKEV2\_TUNNEL\_CONFIG\_PARAMS\_1.

**dwSaLifeTime (4 bytes):** Same as **dwSaLifeTime** in IKEV2\_TUNNEL\_CONFIG\_PARAMS\_1.

**dwSaDataSizeForRenegotiation (4 bytes):** Same as **dwSaDataSizeForRenegotiation** in IKEV2\_TUNNEL\_CONFIG\_PARAMS\_1.

**dwConfigOptions (4 bytes):** Same as **dwConfigOptions** in IKEV2\_TUNNEL\_CONFIG\_PARAMS\_1.



**dwTotalCertificates (4 bytes):** Same as **dwTotalCertificates** in **IKEV2\_TUNNEL\_CONFIG\_PARAMS\_1**.

**certificateNames (variable):** Same as **certificateNames** in **IKEV2\_TUNNEL\_CONFIG\_PARAMS\_1**.

**machineCertificateName (variable):** Same as **machineCertificateName** in **IKEV2\_TUNNEL\_CONFIG\_PARAMS\_2** (section 2.2.1.2.238).

**dwEncryptionType (4 bytes):** Same as **dwEncryptionType** in **IKEV2\_TUNNEL\_CONFIG\_PARAMS\_2**.

**customPolicy (8 bytes):** Same as **customPolicy** in **IKEV2\_TUNNEL\_CONFIG\_PARAMS\_2**.

**dwTotalEKUs (4 bytes):** Total number of EKUs in member variable **certificateEKUs**.

**certificateEKUs (variable):** An array of **CERT\_EKU\_1** (section 2.2.1.2.246) that specifies the ECU parameter of the certificates that are accepted by the RemoteAccess server for IKEv2 tunnel based VPN connections.

**machineCertificateHash (variable):** This MUST be a **CERT\_BLOB\_1** (section 2.2.1.2.136). This member specifies the hash of the X.509 certificate that is configured to be sent to the peer for authentication during the MM SA negotiation [RFC4306] for the IKE2 tunnel-based VPN connections. A zero (0) value for the **cbData** member of **CERT\_BLOB\_1** indicates that no certificate is configured.

### 2.2.1.2.248 IKEV2\_CONFIG\_PARAMS\_3

The **IKEV2\_CONFIG\_PARAMS\_3** structure<177> is used to get or set configured parameters for IKEv2 devices.

```
typedef struct _IKEV2_CONFIG_PARAMS_3 {
    DWORD dwNumPorts;
    DWORD dwPortFlags;
    DWORD dwTunnelConfigParamFlags;
    IKEV2_TUNNEL_CONFIG_PARAMS_3 TunnelConfigParams;
} IKEV2_CONFIG_PARAMS_3;
*PIKEV2_CONFIG_PARAMS_3;
```

**dwNumPorts:** Same as **dwNumPorts** in **IKEV2\_CONFIG\_PARAMS\_1** (section 2.2.1.2.138).

**dwPortFlags:** Same as **dwPortFlags** in **IKEV2\_CONFIG\_PARAMS\_1**.

**dwTunnelConfigParamFlags:** Same as **dwTunnelConfigParamFlags** in **IKEV2\_CONFIG\_PARAMS\_1**.

**TunnelConfigParams:** IKEv2 tunnel-related parameters. MUST be an **IKEV2\_TUNNEL\_CONFIG\_PARAMS\_3** structure.

### 2.2.1.2.249 MPRAPI\_TUNNEL\_CONFIG\_PARAMS\_3

The **MPRAPI\_TUNNEL\_CONFIG\_PARAMS\_3** structure<178> is used to get or set configuration of various tunnels on a RAS server.

```
typedef struct _MPRAPI_TUNNEL_CONFIG_PARAMS_3 {
    IKEV2_CONFIG_PARAMS_3 IkeConfigParams;
    PPTP_CONFIG_PARAMS_1 PptpConfigParams;
    L2TP_CONFIG_PARAMS_2 L2tpConfigParams;
    SSTP_CONFIG_PARAMS_1 SstpConfigParams;
} MPRAPI_TUNNEL_CONFIG_PARAMS_3;
```

```
*MPRAPI_TUNNEL_CONFIG_PARAMS_3;
```

**IkeConfigParams:** MUST be an IKEV2\_CONFIG\_PARAMS\_3 (section 2.2.1.2.248) structure. This is used to get or set IKEv2 tunnel parameters.

**PptpConfigParams:** MUST be a PPTP\_CONFIG\_PARAMS\_1 (section 2.2.1.2.139) structure. This is used to get or set PPTP tunnel parameters.

**L2tpConfigParams:** MUST be an L2TP\_CONFIG\_PARAMS\_2 (section 2.2.1.2.271) structure. This is used to get or set L2TP tunnel parameters.

**SstpConfigParams:** MUST be an SSTP\_CONFIG\_PARAMS\_1 (section 2.2.1.2.142) structure. This is used to get or set SSTP tunnel parameters.

### 2.2.1.2.250 MPR\_SERVER\_SET\_CONFIG\_EX\_3

The **MPR\_SERVER\_SET\_CONFIG\_EX\_3** structure<179> is used to set the configuration parameters for the RRAS server

```
typedef struct _MPR_SERVER_SET_CONFIG_EX_3 {
    MPRAPI_OBJECT_HEADER_IDL Header;
    DWORD setConfigForProtocols;
    MPRAPI_TUNNEL_CONFIG_PARAMS_3 ConfigParams;
} MPR_SERVER_SET_CONFIG_EX_3;
*PMPR_SERVER_SET_CONFIG_EX_3;
```

**Header:** This MUST be an MPRAPI\_OBJECT\_HEADER\_IDL (section 2.2.1.2.130), the **revision** field MUST be 0x03, and the **type** field MUST be 0x03.

**setConfigForProtocols:** Same as setConfigForProtocols in MPR\_SERVER\_SET\_CONFIG\_EX\_1 (section 2.2.1.2.146).

**ConfigParams:** This MUST be an MPRAPI\_TUNNEL\_CONFIG\_PARAMS\_3 (section 2.2.1.2.249) structure.

### 2.2.1.2.251 MPR\_SERVER\_EX\_3

The **MPR\_SERVER\_EX\_3** structure<180> is used to get or set the configuration of a RAS server.

```
typedef struct _MPR_SERVER_EX_3 {
    MPRAPI_OBJECT_HEADER_IDL Header;
    BOOL fLanOnlyMode;
    DWORD dwUpTime;
    DWORD dwTotalPorts;
    DWORD dwPortsInUse;
    DWORD Reserved;
    MPRAPI_TUNNEL_CONFIG_PARAMS_3 ConfigParams;
} MPR_SERVER_EX_3;
*PMPR_SERVER_EX_3;
```

**Header:** This specifies the version of the MPR\_SERVER\_EX\_3 structure and MUST be an MPRAPI\_OBJECT\_HEADER\_IDL (section 2.2.1.2.130) whose **revision** field is 0x03 and whose **type** field is 0x02.

**fLanOnlyMode:** This is the same as **fLanOnlyMode** in MPR\_SERVER\_EX\_1.

**dwUpTime:** This is the same as **dwUpTime** in MPR\_SERVER\_EX\_1.

**dwTotalPorts:** This is the same as **dwTotalPorts** in MPR\_SERVER\_EX\_1.

**dwPortsInUse:** This is the same as **dwPortsInUse** in MPR\_SERVER\_EX\_1.

**Reserved:** This is the same as **Reserved** in MPR\_SERVER\_EX\_1.

**ConfigParams:** This MUST be an MPRAPI\_TUNNEL\_CONFIG\_PARAMS\_3 structure.

### 2.2.1.2.252 (Updated Section) BGP\_CONFIG\_HEADER

The **BGP\_CONFIG\_HEADER** structure<181> specifies information pertaining to the BGP protocol using a set of BGP\_TOC\_ENTRY (section 2.2.1.2.253) structures.

0	1	2	3	4	5	6	7	8	9	10	11	12	13	14	15	16	17	18	19	20	21	22	23	24	25	26	27	28	29	30	31
Version																															
Size																															
TocEntriesCount																															
TocEntry (variable)																															
...																															

**Version (4 bytes):** This is a 32-bit, unsigned integer in network byte order that MUST be set to 0x00000001. No other versions are defined.

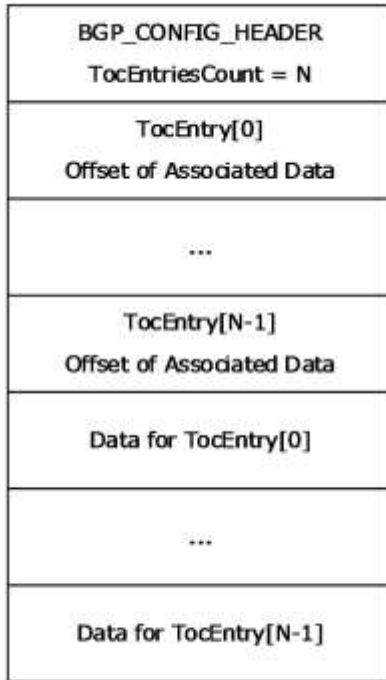
**Size (4 bytes):** This is a 32-bit, unsigned integer in network byte order that MUST specify the size of the structure in bytes including the **Version**, **Size**, **TocEntriesCount**, and entries (**TocEntry**). The size MUST be at least 28 bytes. The total size depends on the number and type of the entries. This value MUST be the size of the BLOB represented by the structure. This MUST be the sum of the InfoSize of each element of **TocEntry** and **TocEntriesCount** times the size of **BGP\_TOC\_ENTRY**.

**TocEntriesCount (4 bytes):** This is a 32-bit, unsigned integer in network byte order that MUST specify the number of entries. It MUST be greater than zero. (0)

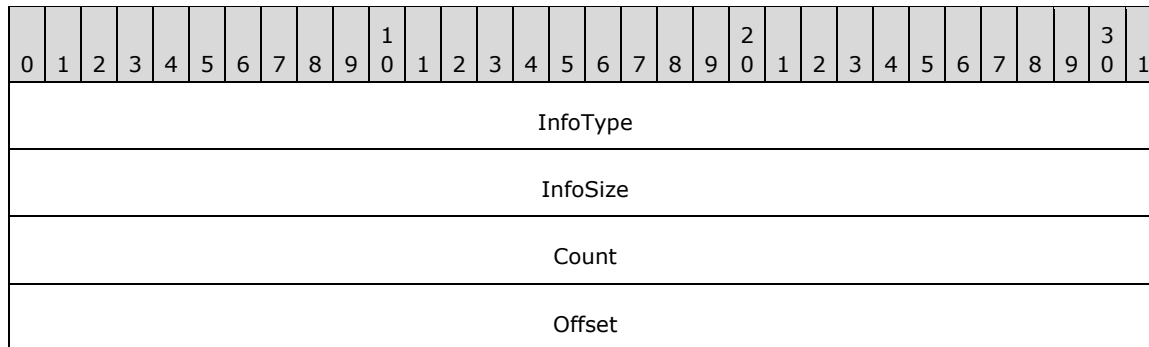
**TocEntry (variable):** This is a list of consecutive entries, **TocEntriesCount** in number, each of which MUST be formatted as defined in **BGP\_TOC\_ENTRY**.

### 2.2.1.2.253 (Updated Section) BGP\_TOC\_ENTRY

The **BGP\_TOC\_ENTRY** structure<182> specifies the format in which information pertaining to the type of data is stored in BGP\_CONFIG\_HEADER (section 2.2.1.2.252). The following [table figure](#) shows the relationships between the **BGP\_CONFIG\_HEADER** and the entries.



**Figure 4: Relationship between the BGP\_CONFIG\_HEADER and the entries**



**InfoType (4 bytes):** A 32-bit, unsigned integer in network byte order that MUST indicate the type of data contained in the list. The value MUST be one of the following [values](#).

Value	Meaning	The structure pointed to at offset.
0x00000001 BGP_ROUTER_CONFIG	This is the BGP router configuration.	BGP_ROUTER_CONFIG (section 2.2.1.2.257)
0x00000002 BGP_POLICY_INFO	This is the BGP policy configuration.	BGP_POLICY (section 2.2.1.2.261)
0x00000003 BGP_PEER_INFO	This is the BGP peer configuration.	BGP_PEER (section 2.2.1.2.262)
0x00000004	This is the BGP peer to BGP policy mapping.	BGP_PEER_TO_POLICIES (section 2.2.1.2.263)

Value	Meaning	The structure pointed to at offset.
BGP_PEER_POLICY_MAP		
0x00000005 BGP_ADVERTISE_INFO	This is the BGP route advertise configuration.	BGP_ADVERTISE (section 2.2.1.2.264)

**InfoSize (4 bytes):** A 32-bit, unsigned integer, in network byte order, that MUST specify the number of bytes in an information structure of this type in this entry.

**Count (4 bytes):** A 32-bit, unsigned integer in network byte order that MUST specify the number of information structures of this type in this entry.

**Offset (4 bytes):** A 32-bit, unsigned integer in network byte order that MUST specify the offset starting from BGP\_CONFIG\_HEADER to start of the first structure for this entry.

### 2.2.1.2.254 BGP\_IP\_ADDRESS

The **BGP\_IP\_ADDRESS** structure<183> is used to represent an IPv4 or IPv6 address in the BGP configuration.

```
typedef struct _BGP_IP_ADDRESS {
    union {
        DWORD v4;
        BYTE v6[16];
    } address;
    USHORT uAddressFamily;
} BGP_IP_ADDRESS,
*PBGP_IP_ADDRESS;
```

**v4:** A 32-bit, unsigned integer in network byte order that represents an IPv4 address.

**v6[16]:** A 128-bit, unsigned integer in network byte order that represents an IPv6 address.

**uAddressFamily:** Specifies whether the IP address is an IPv4 or IPv6 address.

Value	Meaning
AF_INET 0x02	The IP address is an IPv4 address.
AF_INET6 0x17	The IP address is an IPv6 address.

### 2.2.1.2.255 BGP\_IP\_PREFIX

The **BGP\_IP\_PREFIX** structure<184> is used to represent the prefix of an IPv4 or IPv6 network subnet.

```
typedef struct _BGP_IP_PREFIX {
    union {
        DWORD v4;
        BYTE v6[16];
    } address;
    USHORT uPrefixLength;
    USHORT uAddressFamily;
} BGP_IP_PREFIX,
```

\*PBGIP\_IP\_PREFIX;

**v4:** A 32-bit, unsigned integer in network byte order that represents an IPv4 address prefix.

**v6[16]:** A 128-bit, unsigned integer in network byte order that represents an IPv6 address prefix.

**uPrefixLength:** Specifies prefix length of the IPv4 or IPv6 network subnet.

**uAddressFamily:** Specifies whether the subnet is an IPv4 or IPv6 network subnet.

Value	Meaning
AF_INET 0x02	The IP address is an IPv4 network subnet.
AF_INET6 0x17	The IP address is an IPv6 network subnet.

### 2.2.1.2.256 BGP\_ASN\_RANGE

The **BGP\_ASN\_RANGE** structure<185> is used to represent an autonomous system number (ASN) range.

```
typedef struct _BGP_ASN_RANGE {  
    DWORD dwStartRange;  
    DWORD dwEndRange;  
} BGP_ASN_RANGE,  
*PBGIP_ASN_RANGE;
```

**dwStartRange:** Specifies the first ASN in the range. This value MUST be between 1 and 65534.

**dwEndRange:** Specifies the last ASN in the range. This value MUST be greater than or equal to **dwStartRange**. This value MUST be between 1 and 65534.

### 2.2.1.2.257 (Updated Section) BGP\_ROUTER\_CONFIG

The **BGP\_ROUTER\_CONFIG** structure<186> is used to get or set the BGP speaker configuration of a RAS server.

```
typedef struct _BGP_ROUTER_CONFIG {  
    DWORD dwFlags;  
    DWORD dwBGPIIdentifier;  
    DWORD dwLocalASN;  
    BOOL bCompareMedAcrossASN;  
    BOOL bUseDefaultGateway;  
    BOOL bIPv6Routing;  
    in6_addr localIPv6Address;  
} BGP_ROUTER_CONFIG,  
*PBGIP_ROUTER_CONFIG;
```

**dwFlags:** Specifies the attributes of this structure that are modified. This field is used while modifying the BGP configuration. This value MUST be a bitwise OR combination of one or more of the following values.

Value	Meaning
0x00000001	The BGP identifier is modified.
0x00000002	The local autonomous system number (ASN) is modified.
0x00000004	The <i>bCompareMedAcrossASN</i> value is modified.
0x00000008	The default gateway configuration is changed.
0x00000010	The configuration regarding whether the IPv6 routing state is modified.
0x00000020	The default next hop IPv6 address is modified.

**dwBGPIdentifier:** Specifies the unique BGP identifier that the BGP speaker uses while communicating with BGP peers.

**dwLocalASN:** Specifies the local autonomous system number (ASN) to be used for peering. This value MUST be between 1 and 65534.

**bCompareMedAcrossASN:** Specifies if the BGP speaker compares the multi exit discriminator (MED) attribute in a BGP route received from BGP peers across an autonomous system. This value MUST be one of the following [values](#).

Value	Meaning
0x00000000	The BGP speaker MUST NOT compare the MED attribute in a BGP route received from BGP peers across an autonomous system.
0x00000001	The BGP speaker MUST compare the MED attribute in a BGP route received from BGP peers across an autonomous system.

**bUseDefaultGateway:** Specifies whether the default route would be used to recursively resolve a route. This value MUST be one of the following [values](#).

Value	Meaning
0x00000000	The BGP speaker MUST NOT use the default route while recursively resolving a route.
0x00000001	The BGP speaker MUST use the default route while recursively resolving a route.

**bIPv6Routing:** Specifies whether the BGP speaker would advertise the IPv6 MultiProtocol Extension capability as specified in [RFC 2545]. This value MUST be one of the following [values](#).

Value	Meaning
0x00000000	The BGP speaker MUST NOT advertise the IPv6 MultiProtocol Extension capability.
0x00000001	The BGP speaker MUST advertise the IPv6 MultiProtocol Extension capability.

**localIPv6Address:** Species the default IPv6 address that the BGP server would use as next hop while advertising IPv6 routes to peers. This configuration is used only when the IPv6 addresses are advertised over peering done using IPv4 address or link-local IPv6 address.

### 2.2.1.2.258 (Updated Section) BGP\_POLICY\_MATCH

The **BGP\_POLICY\_MATCH** structure<187> is used to represent a single Match clause in a BGP policy. The Match clause is used to filter the BGP routes on which the BGP policy would be allowed.

```

typedef struct _BGP_POLICY_MATCH {
    BGP_POLICY_MATCH_TYPE eType;
    union {
        BGP_IP_PREFIX prefix;
        BGP_ASN_RANGE asnRange;
        DWORD dwCommunity;
        DWORD dwMaxPrefixes;
    } PolicyMatch;
} BGP_POLICY_MATCH,
*PBGP_POLICY_MATCH;

```

**eType:** Specifies the attribute type to be used while matching the policy for a BGP route. This value MUST be one of the following [values](#).

Value	Meaning
MatchPrefix (0x1)	The policy match is done based on the network prefix of the BGP route. The value of the <b>prefix</b> field is used for the comparison.
MatchIgnorePrefix (0x2)	The policy match is done based on the network prefix of the BGP route. It filters out the BGP routes whose prefix value is the same as that specified in the <b>prefix</b> field.
MatchAsnRange (0x3)	The policy match is done based on the ASN attribute of the BGP route. The value of the <b>asnRange</b> field is used for the comparison.
MatchCommunity (0x4)	The policy match is done based on the community attribute of the route. The value of the <b>dwCommunity</b> field is used for the comparison.
MatchMaxPrefixes (0x5)	The policy match is done based on the number of prefixes learned from a BGP peer. The value of the <b>dwMaxPrefixes</b> field is used for the comparison.

**prefix:** Specifies the network prefix that would be compared with the network prefix of the BGP route. This MUST be of type BGP\_IP\_PREFIX (section 2.2.1.2.255).

**asnRange:** Specifies the ASN range that would be compared with the ASN in the ASN path attribute of the BGP route. This MUST be of type BGP\_ASN\_RANGE (section 2.2.1.2.256).

**dwCommunity:** Specifies the value of the community attribute that would be compared with the community attribute of the BGP route.

**dwMaxPrefixes:** Specifies the maximum number of prefixes that can be learned from a BGP peer.

### 2.2.1.2.259 (Updated Section) BGP\_POLICY\_MODIFY

The **BGP\_POLICY\_MODIFY** structure<188> specifies an attribute of the BGP route that MUST be modified if the policy is matched.

```

typedef struct _BGP_POLICY_MODIFY {
    BGP_POLICY_MODIFY_ATTR_TYPE eAttrType;
    union {
        DWORD dwCommunity;
        DWORD dwLocalPref;
        BGP_IP_ADDRESS nextHop;
        DWORD dwMed;
    } ModifyAttr;
} BGP_POLICY_MODIFY,
*PBGP_POLICY_MODIFY;

```



**eAttrType:** Specifies the attribute type that is used to modify a BGP route. This value MUST be one of the following [values](#).

Value	Meaning
AddCommunity (0x1)	A community attribute with the value specified in the <b>dwCommunity</b> field is added to the BGP route.
RemoveCommunity (0x2)	A community attribute with the value specified in the <b>dwCommunity</b> field is removed from the BGP route (if present).
NewLocalPref (0x3)	A Local preference attribute with the value specified in the <b>dwLocalPref</b> field is added or modified to the BGP route.
NewNextHop (0x4)	The next hop specified in the <b>nextHop</b> field is updated to the BGP route.
NewMed (0x5)	The MED attribute in the BGP route is updated with the MED attribute specified in the <b>dwMed</b> field.

**dwCommunity:** Specifies the value of the community attribute used to modify a BGP route.

**dwLocalPref:** Specifies the value of the local preference that is used to modify the path attribute of a BGP route.

**nextHop:** Specifies the value of the next hop that is used to modify the path attribute of a BGP route

**dwMed:** Specifies the value of the MED that is used to modify the MED attribute of a BGP route.

#### 2.2.1.2.260 (Updated Section) BGP\_POLICY\_ACTION

The **BGP\_POLICY\_ACTION** structure<189> specifies the modified value of a BGP attribute.

```
typedef struct _BGP_POLICY_ACTION {
    union {
        BGP_POLICY_MODIFY Modify;
        BOOL bDeny;
    } Action;
} BGP_POLICY_ACTION,
*PBGP_POLICY_ACTION;
```

**Modify:** Specifies the attribute value that would be used to modify the BGP route. This MUST be of type BGP\_POLICY\_MODIFY (section 2.2.1.2.259).

**bDeny:** Specifies whether the BGP route is to be filtered out. This value MUST be one of the following [values](#).

Value	Meaning
0x00000000	If the BGP policy is of type <b>PolicyFilter</b> , all the BGP routes that do not match the policy MUST be ignored while broadcasting to BGP peers and while receiving from BGP peers.
0x00000001	The BGP route that matches the BGP policy MUST be ignored while broadcasting to BGP peers and while receiving from BGP peers.

#### 2.2.1.2.261 BGP\_POLICY

The **BGP\_POLICY** structure<190> is used to get or set the policy configuration of a BGP speaker. A policy can be composed of zero or more Match clauses and one or more Action clauses. All the Match clauses are always grouped in logical AND. Similarly, all the Action clauses are always grouped in logical AND. Action clauses are applied only if all the Match clauses are satisfied.

0	1	2	3	4	5	6	7	8	9	0	1	2	3	4	5	6	7	8	9	0	1	2	3	4	5	6	7	8	9	0	1
dwFlags																															
szPolicyName (152 bytes)																															
...																															
...																															
eType																															
uMatchCount																															
uActionCount																															
Matches (variable)																															
...																															
Actions (variable)																															
...																															

**dwFlags (4 bytes):** Specifies the policy attribute that is being modified. This field is used while modifying the BGP policy configuration. The value MUST be a bit-wise OR combination of one or more of the following values.

Value	Meaning
0x00000001	The Match clauses are modified.
0x00000002	The Action clauses are modified.

**szPolicyName (152 bytes):** A null-terminated Unicode string that contains the name of the BGP policy.

**eType (4 bytes):** Specifies the policy type as defined in BGP\_POLICY\_TYPE (section\_2.2.1.1.23) enumeration type.

**uMatchCount (4 bytes):** Specifies the number of Match clauses.

**uActionCount (4 bytes):** Specifies the number of Action clauses.

**Matches (variable):** A list of consecutive entries of Match clauses, **uMatchCount** in number, each of which MUST be of type BGP\_POLICY\_MATCH (section\_2.2.1.2.258).

**Actions (variable):** A list of consecutive entries of Action clauses, **uActionCount** in number, each of which MUST be of type BGP\_POLICY\_ACTION (section\_2.2.1.2.260). The Action clause MUST

ignore the **Modify** field of **BGP\_POLICY\_ACTION** when the **eType** field is set to **PolicyFilter** (0x1).

A BGP policy:

- MUST NOT have more than one Match clause with **eType** in **BGP\_POLICY\_MATCH** set to MatchASNRange (0x3).
- MUST NOT have more than one Match clause with **eType** in **BGP\_POLICY\_MATCH** set to MatchMaxPrefix (0x5).
- MUST NOT have more than one modify Action clause with **eAttrType** in BGP\_POLICY\_MODIFY (section 2.2.1.2.259) set to ModifyLocalPref (0x3).
- MUST NOT have more than one modify Action clause with **eAttrType** in **BGP\_POLICY\_MODIFY** set to ModifyNextHop (0x4).
- MUST NOT have more than one modify Action clause with **eAttrType** in **BGP\_POLICY\_MODIFY** set to ModifyMed (0x5).
- MUST have only one Action clause with **bDeny** in BGP\_POLICY\_ACTION set to TRUE when a Match clause with **eType** in BGP\_POLICY\_MATCH is specified as MatchMaxPrefix (0x5).

### 2.2.1.2.262 BGP\_PEER

The **BGP\_PEER** structure<191> is used to get or set the configuration of a BGP peer.

```
typedef struct _BGP_PEER {
    DWORD dwFlags;
    WCHAR szPeeringName (152 bytes)[76];
    BGP_IP_ADDRESS localIP;
    BGP_IP_ADDRESS remoteIP;
    USHORT uHoldTime;
    DWORD dwRemoteASN;
    BOOL bAutoStart;
    BGP_PEERING_OP_MODE opMode;
} BGP_PEER,
*PBGP_PEER;
```

**dwFlags:** Specifies the BGP peer attribute that is being modified. This field is used while modifying the BGP peer configuration. This value MUST be a bit-wise OR combination of one or more of the following values.

Value	Meaning
0x00000001	The local IP address is modified.
0x00000002	The local hold timeout is modified.
0x00000004	The remote ASN is modified.
0x00000010	The operation mode of the BGP peer is modified.

**szPeeringName (152 bytes):** A null-terminated Unicode string that specifies a unique name for the BGP peer.

**localIP:** Specifies local IP Address to be used for BGP peering. This MUST be of type BGP\_IP\_ADDRESS (section 2.2.1.2.254).

**remoteIP:** Specifies remote IP address to be used for BGP peering. This MUST be of type **BGP\_IP\_ADDRESS**.

**uHoldTime:** Specifies the local value of the Hold Timer in seconds. This value MUST NOT be 1 or 2.

**dwRemoteASN:** Specifies the peer's ASN number. This value MUST be between 1 and 65534.

**bAutoStart:** This MUST be set to TRUE.

**opMode:** Specifies the operation mode of the BGP as defined in BGP\_PEERING\_OP\_MODE (section 2.2.1.1.24) enumeration type.

### 2.2.1.2.263 (Updated Section) BGP\_PEER\_TO\_POLICIES

The **BGP\_PEER\_TO\_POLICIES** structure<192> is used to configure BGP policies for a BGP peer.

```
typedef struct _BGP_PEER_TO_POLICIES {
    DWORD dwFlags;
    BGP_IP_ADDRESS peerIP;
    BGP_POLICY_DIRECTION eDirection;
    USHORT uPolicyCount;
    BYTE policyNames[1];
} BGP_PEER_TO_POLICIES,
*PBGP_PEER_TO_POLICIES;
```

**dwFlags:** This value MUST be set to one of the following values while modifying the BGP peer to policy mapping.

Value	Meaning
0x00000000	None of the attributes in the BGP_PEER_TO_POLICIES structure is modified.
0xFFFFFFFF	One or more attributes in the BGP_PEER_TO_POLICIES structure are modified.

**peerIP:** Specifies the IP address of the BGP peer for which the policies are configured. This MUST be of type BGP\_IP\_ADDRESS (section 2.2.1.2.254) .

**eDirection:** Specifies the source of the BGP routes to which the BGP policies are applied. This value MUST be of type BGP\_POLICY\_DIRECTION (section 2.2.1.1.22).

**uPolicyCount:** Specifies the number of policies configured for the BGP peer. This value MUST be greater than zero: **(0)**.

**policyNames:** A list of consecutive policy name entries, **uPolicyCount** in number; each entry MUST be a null-terminated Unicode string of 152 bytes.

### 2.2.1.2.264 (Updated Section) BGP\_ADVERTISE

The **BGP\_ADVERTISE** structure<193> is used to get or set the BGP route advertisement configuration.

0	1	2	3	4	5	6	7	8	9	10	11	12	13	14	15	16	17	18	19	20	1	2	3	4	5	6	7	8	9	10	11
dwFlags																															
uInterfaceCount																															

uPrefixCount
Interfaces (variable)
...
Prefixes (variable)
...

**dwFlags (4 bytes):** This **valueflag** MUST be set to one of the following values while modifying the BGP route advertisement configuration and MUST be ignored on receipt.

Value	Meaning
0x00000000	None of the attributes in the <b>BGP_ADVERTISE</b> structure is modified
0xFFFFFFFF	One or more attributes in the <b>BGP_ADVERTISE</b> structure are modified.

**uInterfaceCount (4 bytes):** Specifies the number of interfaces whose static routes would be advertised.

**uPrefixCount (4 bytes):** Specifies the number of prefixes in addition to the prefixes learned from the BGP peers that would be advertised. These additional prefix values are specified in the **Prefixes** field.

**Interfaces (variable):** An array of LUIDs of the interfaces whose static routes would be advertised. The number of entries in this array MUST be **uInterfaceCount**.

**Prefixes (variable):** An array of prefixes, **uPrefixCount** in number, each of which MUST be of type BGP\_IP\_PREFIX (section 2.2.1.2.255).

#### 2.2.1.2.265 (Updated Section) BGP\_ROUTER\_V6

The **BGP\_ROUTER\_V6** structure<194> is used to enable a BGP speaker to handle IPv6 address changes for the local interfaces while peering using IPv6 addresses.

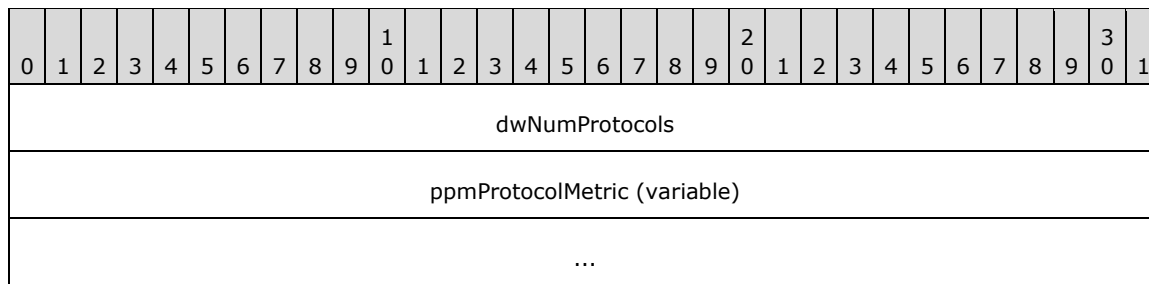
```
typedef struct _BGP_ROUTER_V6 {
    DWORD dwReserved;
} BGP_ROUTER_V6,
*PBGP_ROUTER_V6;
```

**dwReserved:** Reserved. MUST be set to zero (0) when sent and MUST be ignored on receipt.

#### 2.2.1.2.266 PRIORITY\_INFO\_EX

The **PRIORITY\_INFO\_EX** structure<195> is used to set preferences to different protocols on the RRAS server. This structure is used in the following methods:

- RRouterInterfaceTransportSetGlobalInfo (section 3.1.4.10)
- RRouterInterfaceTransportGetGlobalInfo (section 3.2.4.11)



**dwNumProtocols (4 bytes):** This MUST be the number of protocols for which metric information is given in this structure `PROTOCOL_METRIC_EX` (section 2.2.1.2.267).

**ppmProtocolMetric (variable):** This MUST be an array of **PROTOCOL\_METRIC\_EX** structures with **dwNumProtocols** specifying the number of elements in the array.

When this structure is used, the **InfoType** of `RTR_TOC_ENTRY` (section 2.2.1.2.4) MUST be `0xFFFF0017`. Multiple instances of this structure can be present. If multiple instances are present, and there are overlapping protocol IDs, the metric specified in the last instance will be set.

### 2.2.1.2.267 (Updated Section) PROTOCOL\_METRIC\_EX

The **PROTOCOL\_METRIC\_EX** structure<196> is used to specify the metric of a protocol in `PRIORITY_INFO_EX` (section 2.2.1.2.266).

```
typedef struct _PROTOCOL_METRIC_EX {
    IN OUT DWORD dwProtocolId;
    IN OUT DWORD dwSubProtocolId;
    IN OUT DWORD dwMetric;
} PROTOCOL_METRIC_EX;
*PPROTOCOL_METRIC_EX;
```

**dwProtocolId:** This is same as **dwProtocolId** in `PROTOCOL_METRIC` (section 2.2.1.2.13).

**dwSubProtocolId:** This is the subprotocol ID. This value MUST be set to zero (0) if the **dwProtocolId** is not set to `MIB_IPPROTO_BGP` (0xD). For **dwProtocolId** `MIB_IPPROTO_BGP` (0xD), this MUST be set to one the following values.

Value	Meaning
<code>SUB_PROTO_IP_BGP_IBGP</code> 0x1	Interior Border Gateway Protocol (IBGP).
<code>SUB_PROTO_IP_BGP_EBGP</code> 0x2	Exterior Border Gateway Protocol (EBGP).

**dwMetric:** The metric for **dwSubProtocolId**.

### 2.2.1.2.268 ROUTER\_IKEv2\_IF\_CUSTOM\_CONFIG\_1

The **ROUTER\_IKEv2\_IF\_CUSTOM\_CONFIG\_1** structure<197> is used to get or set IKEv2 tunnel configuration parameters for IKEv2 tunnel-based demand-dial interfaces.

```
typedef struct _ROUTER_IKEv2_IF_CUSTOM_CONFIG_1 {
    DWORD dwSaLifeTime;
    DWORD dwSaDataSize;
    CERT_BLOB_1 certificateName;
    PROUTER_CUSTOM_IKEv2_POLICY_0 customPolicy;
```

```

CERT_BLOB_1 certificateHash;
} ROUTER_IKEv2_IF_CUSTOM_CONFIG_1,
*PROUTER_IKEv2_IF_CUSTOM_CONFIG_1;

```

**dwSaLifeTime:** This is the same as **dwSaLifeTime** in ROUTER\_IKEv2\_IF\_CUSTOM\_CONFIG\_0 (section 2.2.1.2.243).

**dwSaDataSize:** This is the same as **dwSaDataSize** in ROUTER\_IKEv2\_IF\_CUSTOM\_CONFIG\_0.

**certificateName:** Same as **certificateName** in ROUTER\_IKEv2\_IF\_CUSTOM\_CONFIG\_0.

**customPolicy:** This is the same as **customPolicy** in ROUTER\_IKEv2\_IF\_CUSTOM\_CONFIG\_0.

**certificateHash:** This is the same as **machineCertificateHash** in IKEV2\_TUNNEL\_CONFIG\_PARAMS\_3.

### 2.2.1.2.269 (Updated Section) MPR\_IF\_CUSTOMINFOEX\_1

The **MPR\_IF\_CUSTOMINFOEX\_1** structure<198> contains IKEv2 policy configuration of a demand dial interface.

```

typedef struct _MPR_IF_CUSTOMINFOEX_1 {
    MPRAPI_OBJECT_HEADER_IDL Header;
    DWORD dwFlags;
    ROUTER_IKEv2_IF_CUSTOM_CONFIG_1 customIkev2Config;
} MPR_IF_CUSTOMINFOEX_1,
*PMPR_IF_CUSTOMINFOEX_1;

```

**Header:** This MUST be an MPRAPI\_OBJECT\_HEADER\_IDL (section 2.2.1.2.130). The **revision** field MUST be 0x02, and the **type** field MUST be 0x06.

**dwFlags:** This is the same as **dwFlag** in MPR\_IF\_CUSTOMINFOEX\_0 (section 2.2.1.2.244).

**customIkev2Config:** Specifies the IKEv2 tunnel configuration parameters. This MUST be a pointer to ROUTER\_IKEv2\_IF\_CUSTOM\_CONFIG\_1 (section 2.2.1.2.268). The value of this member is valid only if the **dwFlag** member is set to MPRAPI\_IF\_CUSTOM\_CONFIG\_FOR\_IKEV2.

### 2.2.1.2.270 L2TP\_TUNNEL\_CONFIG\_PARAMS\_1

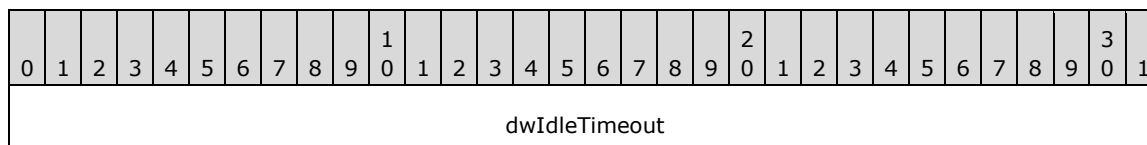
The **L2TP\_TUNNEL\_CONFIG\_PARAMS\_1** structure<199> is used to get or set configured parameters for L2TP devices.

```

typedef struct _L2TP_TUNNEL_CONFIG_PARAMS_1 {
    DWORD dwIdleTimeout;
    // encryption type to be used for L2TP
    DWORD dwEncryptionType;
    DWORD dwSaLifeTime;
    DWORD dwSaDataSizeForRenegotiation;

    PROUTER_CUSTOM_L2TP_POLICY_0 customPolicy;
} L2TP_TUNNEL_CONFIG_PARAMS_1,
*PL2TP_TUNNEL_CONFIG_PARAMS_1;

```



dwEncryptionType
dwSaLifeTime
dwSaDataSizeForRenegotiation
customPolicy

**dwIdleTimeout (4 bytes):** Duration, in seconds, after which the connection will be disconnected if there is no traffic. This value MUST be between 300 and 17,279,999.

**dwEncryptionType (4 bytes):** Specifies the encryption type to be negotiated for the L2TP tunnel-based VPN connections. One of the following values is used.

Value	Meaning
0	RRAS will not negotiate encryption.
1	RRAS requests encryption during negotiation. Negotiation will succeed even if remote RRAS does not support encryption.
2	RRAS requires encryption to be negotiated.
3	RRAS requires maximum-strength encryption to be negotiated.

**dwSaLifeTime (4 bytes):** The lifetime of a security association (SA), in seconds, after which the SA is no longer valid [RFC4306]. This value MUST be between 300 and 17,279,999.

**dwSaDataSizeForRenegotiation (4 bytes):** Number of kilobytes that are allowed to transfer using an SA. After that, the SA is renegotiated [RFC4306]. This value MUST be greater than or equal to 1024.

**customPolicy (8 bytes):** This MUST be a pointer to ROUTER\_CUSTOM\_IKEv2\_POLICY\_0 (section 2.2.1.2.237) that specifies the custom IPsec configurations to be used during the SA negotiation [RFC4306]. The NULL value for this member indicates that no custom IPsec configuration is available.

### 2.2.1.2.271 L2TP\_CONFIG\_PARAMS\_2

The **L2TP\_CONFIG\_PARAMS\_2** structure<200> is used to get or set the device configuration for L2TP on a RAS server.

```
typedef struct _L2TP_CONFIG_PARAMS_2 {
    DWORD dwNumPorts;
    DWORD dwPortFlags;
    DWORD dwTunnelConfigParamFlags;
    L2TP_TUNNEL_CONFIG_PARAMS_1 TunnelConfigParams;
} L2TP_CONFIG_PARAMS_2,
*PL2TP_CONFIG_PARAMS_2;
```

**dwNumPorts:** This is the same as **dwNumPort** in L2TP\_CONFIG\_PARAMS\_1 (section 2.2.1.2.140).

**dwPortFlags:** Same as **dwPortFlags** in L2TP\_CONFIG\_PARAMS\_1.

**dwTunnelConfigParamFlags:** This SHOULD be set to 0x00000001 when sent and ignored on receipt.



**TunnelConfigParams:** L2TP tunnel related parameters. This MUST be an L2TP\_TUNNEL\_CONFIG\_PARAMS\_1 (section 2.2.1.2.270) structure.

## 2.2.2 (Updated Section) File Format for Phonebook

The Phonebook is an 8-bit ASCII-encoded text file that contains the names and settings for the demand-dial connections. It includes the connection settings that can be used for establishing the demand-dial connections. The RRAS client can remotely configure this file on the RRAS server at a well-known name and location using any remote file management protocol (such as SMB). RRAS can read the phonebook file from this location for gathering the demand-dial connection settings.

The name and the settings for a single demand-dial connection is known as an RRAS phonebook section (also known as RRAS phonebook entry or RRAS entry). A RRAS entry begins with the name of the demand-dial connection, which MUST be unique. The name is followed by settings as a sequence of key value pairs (KVP). The phonebook file can have zero (when there are no demand-dial connections) or more RRAS entry sections.

Each RRAS entry section in the phonebook file can have the following four RRAS entry subsections: NETCOMPONENTS, MEDIA, DEVICE, and PhoneNumber. The NETCOMPONENTS and PhoneNumber subsections are optional, whereas MEDIA and DEVICE subsections MUST be present. There can be multiple MEDIA subsections within a single RRAS entry section. Each MEDIA subsection can have multiple DEVICE subsections and each DEVICE subsection in turn can have multiple PhoneNumber subsections. When there are multiple MEDIA subsections, each subsection corresponds to a physical device.

RRAS uses the list of phonebook entries to validate the WAN interface name as a part of specific RPC methods as specified in section 3.1.1. For the WAN interface name to be valid, there has to be a RRAS phonebook entry with the specified name.

### 2.2.2.1 RRAS entry section name

An RRAS entry section is identified by a unique RRAS entry section name. The RRAS entry section name MUST be a minimum of one (1) character in length.

The RRAS entry section name MUST be enclosed within an open square bracket "[" and a closing square bracket "]", followed by a carriage return and line-feed. An RRAS entry section extends from the beginning of one RRAS entry section name to the start of the next RRAS entry section or the end of file. Consider the following example.

```
[Remote Router] CR\LF
```

"[Remote Router]\CR\LF" is the beginning of a RRAS entry section with the name "Remote Router".

### 2.2.2.2 Phonebook entry settings

Each RRAS entry section MUST consist of a sequence of key value pairs separated by a carriage return and line feed. A key-value pair MUST be a key name followed by an equal sign "=" with the value after the equal sign.

For example:

```
Encoding=1\CR\LF
```

Encoding is the name of the key and 1 is its value.

In cases where the value is optional, the key is followed by an equal sign "=" and a carriage return and line feed. The value is not specified for the key.

For example:

```
Encoding=\CR\LF
```

Here, Encoding is the name of key and it does not take a value. The implementation can assume a default value for the key or ignore it.

The following sections provide descriptions for each key used in the phonebook file and their possible values. All the keys MUST appear in the same order in the phonebook file as they appear here, unless explicitly specified.

In the following sections, if an optional key is absent or for any key the value is not one of the specified valid values, the behavior of the RRAS is implementation-specific and outside the scope of this document. For example, if the "Encoding" key is not present, or the value of the key is not 0 or 1, a compliant implementation can assume the value of an encoding is 1.

#### 2.2.2.2.1 Encoding

The **Encoding** key specifies the encoding format for all string values in the current RRAS entry. This key is optional. If the key is present, it SHOULD take one of the values given in the following table.

Value	Meaning
0	All strings in the RRAS entry are encoded in 8-bit ASCII format.
1	All strings in the RRAS entry are encoded in UTF-8 format [RFC3629].

#### 2.2.2.2.2 PBVersion

The **PBVersion** key specifies the version of the RRAS entry. This key is optional. If the key is present, the value SHOULD be "1".

#### 2.2.2.2.3 Type

The **Type** key specifies the type of the RRAS entry. This key MAY <203> be optional. This key SHOULD take one of the values in the following table.

Value	Meaning
1	Dial-up connection
2	VPN connection
5	Broadband connection<204>

#### 2.2.2.2.4 Autologon

The **Autologon** key is optional and if present MUST be ignored by RRAS.

#### 2.2.2.2.5 UseRasCredentials

The **UseRasCredentials** key is optional and if present MUST be ignored by RRAS.

#### 2.2.2.2.6 LowDateTime

The **LowDateTime** key is optional and if present MUST be ignored by RRAS.

#### 2.2.2.2.7 HighDateTime

The **HighDateTime** key is optional and if present MUST be ignored by RRAS.

#### 2.2.2.2.8 DialParamsUID

The **DialParamsUID** key specifies a unique identifier (an 8-bit ASCII-encoded string representation of a decimal number) to be used on RRAS for use as a credential key for demand-dial connection. This key is optional.

#### 2.2.2.2.9 Guid

The **Guid** key specifies a unique identifier (GUID) for this RRAS entry. This key is optional.

#### 2.2.2.2.10 BaseProtocol

The **BaseProtocol** key is optional and if present MUST be ignored by RRAS.

#### 2.2.2.2.11 VpnStrategy

The **VpnStrategy** key specifies the order in which the RRAS attempts the tunnel protocol until the demand-dial connection succeeds. This key is optional. If the key is present, it is used only if the **Type** key has the value "2" and SHOULD take one of the values in the following table.

Value	Meaning
0	Try a series of tunnel protocols.<205>
1	RRAS attempts PPTP only.
2	RRAS attempts PPTP first. If PPTP fails, L2TP is tried. If L2TP fails, demand-dial connection fails.
3	RRAS attempts L2TP only.
7	RRAS attempts IKEv2 only.<206>

#### 2.2.2.2.12 ExcludedProtocols

The **ExcludedProtocols** key specifies the protocols not to be negotiated by the RRAS. This key is an 8-bit ASCII-encoded string representation of a decimal number used as a bit field. This key is optional. The bits are defined in the following table.

Bit number (From LSB)	Network Protocol	Meaning
0 (LSB)	NetBEUI<207>	0 – Negotiate NetBEUI 1 – Don't negotiate NetBEUI
1	IPX<208> [RFC1634]	0 – Negotiate IPX 1 – Don't negotiate IPX

Bit number (From LSB)	Network Protocol	Meaning
2	IPv4 [RFC1661]	0 – Negotiate IPv4 1 – Don't negotiate IPv4
3	IPv6<209> [RFC5072]	0 – Negotiate IPv6 1 – Don't negotiate IPv6

### 2.2.2.2.13 LcpExtensions

The **LcpExtensions** key specifies whether the option for LCP extensions, as defined in [RFC1570], is enabled for the RRAS entry. This key is optional. If the key is present, it SHOULD take one of the values in the following table.

Value	Meaning
0	Do not configure LCP extensions.
1	Configure LCP extensions.

### 2.2.2.2.14 DataEncryption

The **DataEncryption** key specifies the encryption type to be negotiated by the RRAS. This key is optional. If the key is present, it SHOULD take one of the values in the following table.

Value	Meaning
0	RRAS will not negotiate encryption.
8	RRAS requests encryption during negotiation. Negotiation will succeed even if remote RRAS does not support encryption.
256	RRAS requires encryption to be negotiated.
512	RRAS requires maximum strength encryption to be negotiated.

### 2.2.2.2.15 SwCompression

The **SwCompression** key specifies whether the option for software compression, as defined in [RFC1962], is enabled on the RRAS entry. This key is optional. If the key is present, it SHOULD take one of the values in the following table.

Value	Meaning
0	Do not use software compression.
1	Use software compression.

### 2.2.2.2.16 NegotiateMultilinkAlways

The **NegotiateMultilinkAlways** key specifies whether the option for multilink is enabled on the RRAS entry. This key is optional. If the key is present, it is used only if the key Type has the value "1" and SHOULD take one of the values in the following table.

Value	Meaning
0	RRAS will not negotiate multilink.
1	RRAS will negotiate multilink.

#### 2.2.2.2.17 SkipNwcWarning

The **SkipNwcWarning** key is optional and if present MUST be ignored by RRAS.

#### 2.2.2.2.18 SkipDownLevelDialog

The **SkipDownLevelDialog** key is optional and if present MUST be ignored by RRAS.

#### 2.2.2.2.19 SkipDoubleDialDialog

Then **SkipDoubleDialDialog** key is optional and if present MUST be ignored by RRAS.

#### 2.2.2.2.20 DialMode

The **DialMode** key specifies the dialing mode for the RRAS entry. This key is optional. If the key is present, it is used only if the **Type** key has the value "1" and SHOULD take one of the values in the following table.

Value	Meaning
0	RRAS dials first available subentry
1	RRAS dials all the subentries
2	RRAS dials subentries as needed<210>

#### 2.2.2.2.21 DialPercent

The **DialPercent** key specifies a percent of the total bandwidth available through the currently connected subentry, or subentries, for the demand-dial connection. If the bandwidth actually consumed exceeds this value, then RRAS will dial an additional subentry. This key is optional.<211> If present, it is used only if the **Type** key has the value "1" and the **DialMode** key has the value "2". The value for this key SHOULD be a decimal number in the range 0 to 100.

#### 2.2.2.2.22 DialSeconds

The **DialSeconds** key specifies the number of seconds during which the current bandwidth usage MUST exceed the threshold specified by **DialPercent** before RRAS dials an additional subentry. This key is optional.<212> If the key is present, it is used only if the **Type** key has the value "1" and the **DialMode** key has the value "2". The value for this key SHOULD be a decimal number in the range 0 to 3600.

#### 2.2.2.2.23 HangupPercent

The **HangupPercent** key specifies a percent of the total bandwidth available from the currently connected subentries for a demand-dial connection. RRAS terminates a currently connected subentry when the total bandwidth used is less than this value. The key is optional. <213> If present, it is used only if the **Type** key has the value "1" and the **DialMode** key has the value "2". The value for this key SHOULD be a decimal number in the range 0 to 100.

#### 2.2.2.2.24 HangupSeconds

The **HangupSeconds** key specifies the time, in seconds, that the current bandwidth usage MUST be less than the threshold specified by **HangupPercent**, after which RRAS terminates a currently connected subentry. This key is optional. <214> If present, it is used only if the **Type** key has the value "1" and the **DialMode** key has the value "2". The value for this key SHOULD be a decimal number in the range 0 to 3600.

#### 2.2.2.2.25 OverridePref

The **OverridePref** key is optional and if present MUST be ignored by RRAS.

#### 2.2.2.2.26 RedialAttempts

The **RedialAttempts** key specifies the number of times RRAS attempts to redial a connection. This key is optional. If the key is present, it SHOULD be a decimal number in the range 0 to 99.

#### 2.2.2.2.27 RedialSeconds

The **RedialSeconds** key specifies the number of seconds to wait between redial attempts. This key is optional. If the key is present, it SHOULD be a decimal number in the range 1 and 600.

#### 2.2.2.2.28 IdleDisconnectSeconds

The **IdleDisconnectSeconds** key specifies the number of seconds after which the demand-dial connection is terminated due to inactivity. This key is optional. If the key is present, the value SHOULD be a number in the range 0 to 4294967296.

#### 2.2.2.2.29 RedialOnLinkFailure

The **RedialOnLinkFailure** key indicates whether RRAS automatically attempts to re-establish the demand-dial connection if it is lost. This key is optional. If the key is present, it SHOULD take one of the values in the following table.

Value	Meaning
0	RRAS does not re-establish the demand-dial connection if it is lost.
1	RRAS Server establishes the demand-dial connection if it is lost.

#### 2.2.2.2.30 CallbackMode

The **CallbackMode** key specifies whether the option for callback is enabled on the RRAS entry. This key is optional. If the key is present, it is used only if the **Type** key has the value "1" and SHOULD take one of the values in the following table.

Value	Meaning
0	Do not negotiate callback.

Value	Meaning
1	Negotiating callback is optional.
2	Callback is negotiated.

#### 2.2.2.2.31 CustomDialDll

The **CustomDialDll** key is optional and if present MUST be ignored by RRAS.

#### 2.2.2.2.32 CustomDialFunc

The **CustomDialFunc** key is optional and if present MUST be ignored by RRAS.

#### 2.2.2.2.33 CustomRasDialDll

The **CustomRasDialDll** key specifies the file path to a custom dialer dynamic link library. This key is optional.

#### 2.2.2.2.34 ForceSecureCompartment

The **ForceSecureCompartment** key is optional and if present MUST be ignored by RRAS.

#### 2.2.2.2.35 DisableIKENNameEkuCheck

The **DisableIKENNameEkuCheck** key specifies whether the option for verifying that enhanced key usage (EKU) of the RRAS certificate is enabled on the RRAS entry. This key is optional. <215> If the key is present, it is used only if the **Type** key has the value "2". It SHOULD take one of the values in the following table.

Value	Meaning
0	The EKU of the RRAS certificate is validated to check whether it contains the Server Auth (1.3.6.1.5.5.7.3.1) [RFC2459] Object Identifier (OID).
1	The EKU of the RRAS certificate is not validated.

#### 2.2.2.2.36 AuthenticateServer

The **AuthenticateServer** key specifies whether the RRAS authenticates the remote RRAS when making a demand-dial connection. This key is optional. If the key is present, it SHOULD take one of the values in the following table.

Value	Meaning
0	Do not authenticate the remote RRAS.
1	Authenticate the remote RRAS.

#### 2.2.2.2.37 ShareMsFilePrint

The **ShareMsFilePrint** key value indicates whether the option of file and printer sharing is enabled on the RRAS entry. This key is optional. If the key is present, it SHOULD take one of the values in the following table.

Value	Meaning
0	Disable file and printer sharing on the RRAS entry.
1	Enable file and printer sharing on the RRAS entry.

#### 2.2.2.2.38 BindMsNetClient

The **BindMsNetClient** key indicates whether the option for NetBT is enabled on the RRAS entry. This key is optional. If the key is present, it SHOULD be set either to "0" or "1". This key, along with the value of the keys **ShareMsFilePrint** and **IpNBTFlags**, specifies whether NetBT is enabled or not.<216>

#### 2.2.2.2.39 SharedPhoneNumbers

The **SharedPhoneNumbers** key specifies whether RRAS uses the same set of phone numbers for all the subentries in the RRAS entry. This key is optional. If the key is present, it SHOULD take one of the values in the following table.

Value	Meaning
0	Do not use same phone numbers for all subentries in the RRAS entry.
1	Use same phone numbers for all subentries in the RRAS entry.

#### 2.2.2.2.40 GlobalDeviceSettings

The **GlobalDeviceSettings** key specifies whether the modem device settings are read from the RRAS entry or not. This key is optional. If the key is present, it is used only if the **Type** key has the value "1" and SHOULD take one of the values in the following table.

Value	Meaning
0	Do not use the modem device settings from the RRAS entry.
1	Use the modem device settings from the RRAS entry.

#### 2.2.2.2.41 PrerequisitePbk

The **PrerequisitePbk** key is optional and if present MUST be ignored by RRAS.

#### 2.2.2.2.42 PrerequisiteEntry

The **PrerequisiteEntry** key is optional and if present MUST be ignored by RRAS.

#### 2.2.2.2.43 PreferredPort



The **PreferredPort** key contains a string that specifies the name of the preferred port to be used by the RRAS server for the demand-dial connection. This key is optional. If this key is present its value SHOULD be the same as the **Port** key.

#### 2.2.2.2.44 PreferredDevice

The **PreferredDevice** key contains a string that specifies the name of the preferred device to be used by RRAS server for the demand-dial connection. This key is optional. If this key is present its value SHOULD be the same as that of the **Device** key.

#### 2.2.2.2.45 PreferredBps

The **PreferredBps** key specifies the maximum connection speed for a modem, in bits per second, associated with the preferred port. For example, it can be 115200 bits per second. The value of this key SHOULD be a valid modem connection speed in the range 0 to 4294967296. This key is optional. This key is ignored unless the **DEVICE** key is set to "modem".

#### 2.2.2.2.46 PreferredHwFlow

The **PreferredHwFlow** key specifies whether to enable hardware flow control for the modem associated with the preferred port. This key is optional. <217> This key is ignored unless the **DEVICE** key is set to "modem". If the key is present, it SHOULD take one of the values given in the following table.

Value	Meaning
0	Disable hardware flow control.
1	Enable hardware flow control.

#### 2.2.2.2.47 PreferredProtocol

The **PreferredProtocol** key specifies whether the modem associated with the preferred port performs a cyclic redundancy check on the inbound and outbound data stream. This key is optional. <218> This key is ignored unless the **DEVICE** key is set to "modem". If the key is present, it SHOULD take one of the values in the following table.

Value	Meaning
0	Do not perform (CRC) error checking.
1	Perform (CRC) error checking.

#### 2.2.2.2.48 PreferredCompression

The **PreferredCompression** key specifies whether to compress the modem-to-modem data stream for the modem associated with the preferred port. This key is optional. <219> This key is ignored unless the **DEVICE** key is set to "modem". If the key is present, it SHOULD take one of the values in the following table.

Value	Meaning
0	Disable hardware compression.

Value	Meaning
1	Enable hardware compression.

#### 2.2.2.2.49 PreferredSpeaker

The **PreferredSpeaker** key specifies whether the modem dial tone and connections sounds are heard for modem associated with the preferred port. This key is optional. <220> This key is ignored unless the **DEVICE** key is set to "modem". If the key is present, it SHOULD take one of the values given in the following table.

Value	Meaning
0	Disable modem speaker.
1	Enable modem speaker.

#### 2.2.2.2.50 PreferredMdmProtocol

The **PreferredMdmProtocol** key is optional and if present MUST be ignored by RRAS.

#### 2.2.2.2.51 PreviewUsePw

The **PreviewUsePw** key is optional and if present MUST be ignored by RRAS.

#### 2.2.2.2.52 PreviewDomain

The **PreviewDomain** key is optional and if present MUST be ignored by RRAS.

#### 2.2.2.2.53 PreviewPhoneNumber

The **PreviewPhoneNumber** key is optional and if present MUST be ignored by RRAS.

#### 2.2.2.2.54 ShowDialingProgress

The **ShowDialingProgress** key is optional and if present MUST be ignored by RRAS.

#### 2.2.2.2.55 ShowMonitorIconInTaskbar

The **ShowMonitorIconInTaskbar** key is optional and if present MUST be ignored by RRAS.

#### 2.2.2.2.56 CustomAuthKey

The **CustomAuthKey** key specifies the Extensible Authentication Protocol (EAP) method type to be used when making a demand-dial connection. This key is optional. If the key is present, it is used only if the **AuthRestrictions** key is configured to negotiate EAP. It SHOULD be an 8-bit ASCII string representation of a decimal number as defined by [IANA-EAP] section 1.2.1.

#### 2.2.2.2.57 CustomAuthData

The **CustomAuthData** key specifies the configuration blob associated with an EAP method. This key is optional. If the key is present, it is used only if **AuthRestrictions** key is configured to negotiate EAP. This key contains data specific to the EAP method specified in the **CustomAuthKey** key.

### 2.2.2.2.58 AuthRestrictions

The **AuthRestrictions** key is used to specify the authentication protocols configured for the RRAS entry. This key is optional.<221> If the key is present, the value is a decimal number used as a bit field. The bits are defined in the following table.

Bit number (From LSB)	Authentication Protocol	Meaning
4	Password Authentication Protocol (PAP) [RFC1334]	0 – Do not negotiate PAP 1 – Negotiate PAP.
5	Shiva Password Authentication Protocol (SPAP) [RFC1334]	0 – Do not negotiate SPAP. 1 – Negotiate SPAP
6	MD-5 Challenge Handshake Protocol (CHAP) [RFC2433]	0 – Do not negotiate MD5-CHAP. 1 – Negotiate MD5-CHAP.
7	Microsoft Challenge Handshake Protocol Version 1 (MSCHAPv1) [RFC2433]	0 – Do not negotiate MSCHAPv1. 1 – Negotiate MSCHAPv1.
8	Extensible Authentication Protocol (EAP) [RFC2284]	0 – Do not negotiate EAP. 1 – Negotiate EAP.
10	Microsoft Challenge Handshake Protocol Version 2 (MSCHAPv2) [RFC2759]	0 – Do not negotiate MSCHAPv2. 1 – Negotiate MSCHAPv2.
11	Microsoft Challenge Handshake Protocol (Windows 95 operating system compatible MSCHAP)	0 – Do not negotiate Windows 95 compatible MSCHAP. 1 – Negotiate Windows 95 compatible MSCHAP.<222>
12	Machine certificate authentication method for IKEv2 [RFC4306]	0 – Do not negotiate machine certificate authentication method for IKEv2 tunnels. 1 – Negotiate machine certificate authentication method for IKEv2 tunnels.<223>
13	Preshared key authentication method for IKEv2 [RFC4306]	0 – Do not negotiate preshared key authentication method for IKEv2 tunnels. 1 – Negotiate preshared key authentication method for IKEv2 tunnels.<224>

### 2.2.2.2.59 TypicalAuth

The **TypicalAuth** key is optional and if present MUST be ignored by RRAS.

### 2.2.2.2.60 IpPrioritizeRemote

The **IpPrioritizeRemote** key is optional and if present MUST be ignored by RRAS.

### 2.2.2.2.61 IpInterfaceMetric

The **IpInterfaceMetric** key is optional and if present MUST be ignored by RRAS.

### 2.2.2.2.62 fCachedDnsSuffix

The **fCachedDnsSuffix** key is optional and if present MUST be ignored by RRAS.

### 2.2.2.2.63 IpHeaderCompression

The **IpHeaderCompression** key specifies whether the option for IP header compression is enabled on the RRAS entry. This key is optional. If the key is present, it is used only if the **Type** key has the value "1" and SHOULD take one of the values in the following table.

Value	Meaning
0	Disable TCP/IP header compression.
1	Enable TCP/IP header compression.

### 2.2.2.2.64 IpAddress

The **IpAddress** key specifies a static IPv4 address. This key is optional. If the key is present, it SHOULD take one of the values in the following table.

Value	Meaning
0.0.0.0	RRAS ignores this key
A valid IPv4 address. For ex: 10.10.10.1	If the key <b>IpAssign</b> has the value "2", RRAS requests the configured IPv4 address for the demand-dial connection when connecting to a remote RRAS endpoint. Otherwise RRAS ignores this key.

### 2.2.2.2.65 IpDnsAddress

The **IpDnsAddress** key specifies a static IPv4 address. This key is optional. If the key is present, it SHOULD take one of the values in the following table.

Value	Meaning
0.0.0.0	RRAS ignores this key.
A valid IPv4 address. For ex: 10.10.10.1	If the key <b>IpNameAssign</b> has the value "2", RRAS requests the configured IPv4 address as the primary DNS server address from the remote RRAS endpoint when making a demand-dial connection. Otherwise RRAS ignores this key.

### 2.2.2.2.66 IpDns2Address

The **IpDns2Address** key specifies a static IPv4 address. This key is optional. If the key is present, it SHOULD take one of the values in the following table.

Value	Meaning
0.0.0.0	RRAS ignores this key.
A valid IPv4 address. For ex:	If the key <b>IpNameAssign</b> has the value "2", RRAS requests the configured IPv4 address as the secondary DNS server address from the remote RRAS endpoint when making a demand-

Value	Meaning
10.10.10.1	dial connection. Otherwise RRAS ignores this key.

### 2.2.2.2.67 IpWinsAddress

The **IpWinsAddress** key specifies a static IPv4 address. This key is optional. If the key is present, it SHOULD take one of the values in the following table.

Value	Meaning
0.0.0.0	RRAS ignores this key.
A valid IPv4 address. For ex: 10.10.10.1	If the key <b>IpNameAssign</b> has the value "2", RRAS requests the configured IPv4 address as the primary WINS server address from the remote RRAS endpoint when making a demand-dial connection. Otherwise RRAS ignores this key.

### 2.2.2.2.68 IpWins2Address

The **IpWins2Address** key specifies a static IPv4 address. This key is optional. If the key is present, it SHOULD take one of the values in the following table.

Value	Meaning
0.0.0.0	RRAS ignores this key.
A valid IPv4 address such as 10.10.10.1	If the key <b>IpNameAssign</b> has the value "2", RRAS requests the configured IPv4 address as the secondary WINS server address from the remote RRAS endpoint when making a demand-dial connection. Otherwise RRAS ignores this key.

### 2.2.2.2.69 IpAssign

The **IpAssign** key specifies whether to request a specific IPv4 address from the remote RRAS endpoint for the demand-dial connection when connecting to a remote RRAS endpoint. This key is optional. If the key is present, it SHOULD take one of the values in the following table.

Value	Meaning
1	RRAS when making a demand-dial connection does not request a specific IPv4 address from the remote RRAS endpoint.
2	RRAS requests a specific IPv4 address as specified by the value of the key <b>IpAddress</b> for the demand-dial connection when connecting to a remote RRAS endpoint.

### 2.2.2.2.70 IpNameAssign

The **IpNameAssign** key specifies whether to request a specific IPv4 address for the DNS and WINS servers from the remote RRAS endpoint. This key is optional. If the key is present, it SHOULD take one of the values in the following table.

Value	Meaning
1	RRAS, when making a demand-dial connection, does not request a specific IPv4 address for the DNS and WINS servers from the remote RRAS endpoint.
2	RRAS, when making a demand-dial connection, requests a specific IPv4 DNS and WINS server's address as specified in keys <b>IpDnsAddress</b> , <b>IpDns2Address</b> , <b>IpWinsAddress</b> , and <b>IpWins2Address</b> respectively from a remote RRAS endpoint.
3	Same as the value 1.

#### 2.2.2.2.71 IpFrameSize

The **IpFrameSize** key is optional and if present MUST be ignored by RRAS.

#### 2.2.2.2.72 IpDnsFlags

The **IpDnsFlags** key specifies the DNS configuration settings on the RRAS entry. The value is a decimal number used as a bit field. The bits are defined as in the following table.

Bit number (From LSB)	DNS flag	Meaning
0	This bit determines whether RRAS registers IPv4 and IPv6 addresses for the demand-dial connection with DNS server.	0 – Do not register with DNS. 1 – Register with DNS.
1	This bit specifies whether RRAS registers DNS suffixes specified as the value of the key <b>IpDnsSuffix</b> in the RRAS entry with the DNS server.	0 – Do not register DNS suffix with DNS. 1 – Register DNS suffix with DNS.
2	This bit specifies whether RRAS registers DNS suffixes obtained when making a demand-dial connection with the DNS server.	0 – Do not register DNS suffix with DNS. 1 – Register DNS suffix with DNS.

#### 2.2.2.2.73 IpNBTFlags

The **IpNBTFlags** key specifies whether the option for **NetBT** is enabled on the RRAS entry. This key is optional. If the key is present, it SHOULD be set either to "0" or "1". The meaning of these values is implementation-specific.<225>

#### 2.2.2.2.74 TcpWindowSize

The **TcpWindowSize** key specifies the TCP window size for all TCP sessions created over the demand-dial connection. This key is optional.<226> If the key is present, it is set to a decimal number in the range 0 to 1073725440.

#### 2.2.2.2.75 UseFlags

The **UseFlags** key is optional and if present MUST be ignored by RRAS.

### 2.2.2.2.76 IpSecFlags

The **IpSecFlags** key specifies whether a preshared key is configured on the RRAS entry. This key is optional. If the key is present, it is used only if the **Type** key is "2" and the demand-dial connection is made using either L2TP or IKEv2. It SHOULD take one of the following values.

Value	Meaning
0	No preshared key is configured for the RRAS entry.
1	A preshared key is configured for the RRAS entry.
2	A preshared key is configured for IKEv2 tunnel in the RRAS entry and will be used to authenticate the peer.

### 2.2.2.2.77 IpDnsSuffix

The **IpDnsSuffix** key specifies the DNS suffix configured for the RRAS entry. The key is optional. If present, it is used only if the **IpDnsFlags** key is configured to use it. This key SHOULD be in the domain name format.

### 2.2.2.2.78 IpCachedDnsSuffix

The **IpCachedDnsSuffix** key is optional and if present is ignored by RRAS.

### 2.2.2.2.79 Ipv6Assign

The **Ipv6Assign** key specifies whether to request a specific IPv6 address from the remote RRAS endpoint. This key is optional. <227> If the key is present, it takes one of the values in the following table.

Value	Meaning
1	RRAS when making a demand-dial connection does not request a specific IPv6 address from the remote RRAS endpoint.
2	RRAS requests a specific IPv4 address as specified as the value for the keys <b>Ipv6PrefixLength</b> and <b>Ipv6Address</b> for the demand-dial connection when connecting to a remote RRAS endpoint.

### 2.2.2.2.80 Ipv6PrefixLength

The **Ipv6PrefixLength** key specifies a static IPv6 prefix length configured for the RRAS entry. RRAS requests the configured prefix length when making a demand-dial connection to the remote RRAS endpoint. This key is optional. <228> If the key is present, it SHOULD be a decimal number in the range 0 to 128.

### 2.2.2.2.81 Ipv6PrioritizeRemote

The **Ipv6PrioritizeRemote** key is optional and if present is ignored by RRAS.

### 2.2.2.2.82 Ipv6InterfaceMetric

The **Ipv6InterfaceMetric** key is optional and if present is ignored by RRAS.

### 2.2.2.2.83 Ipv6NameAssign

The **Ipv6NameAssign** key specifies whether to request a specific IPv6 address for the DNS servers from the remote RRAS endpoint. This key is optional. If the key is present, it SHOULD take one of the values in the following table.

Value	Meaning
1	RRAS when making a demand-dial connection does not request a specific IPv6 address for the DNS servers from the remote RRAS endpoint.
2	RRAS when making a demand-dial connection requests a specific IPv6 DNS server addresses as specified in keys <b>Ipv6DnsAddress</b> and <b>Ipv6Dns2Address</b> from a remote RRAS endpoint.

### 2.2.2.2.84 Ipv6DnsAddress

The **Ipv6DnsAddress** key specifies a static primary IPv6 DNS server address. This key is optional. <229> If the key is present, it SHOULD take one of the values in the following table.

Value	Meaning
::	RRAS ignores this key.
A valid IPv6 address. For example: 3ffe::1	If the key <b>Ipv6NameAssign</b> has the value "2", RRAS requests the configured IPv6 address as the primary DNS server address from the remote RRAS endpoint when making a demand-dial connection. Otherwise RRAS ignores this key.

### 2.2.2.2.85 Ipv6Dns2Address

The **Ipv6Dns2Address** key specifies a static secondary IPv6 DNS server address. This key is optional. <230> If the key is present, it SHOULD take one of the values in the following table.

Value	Meaning
::	RRAS ignores this key.
A valid IPv6 address. For example: 3ffe::1	If the key <b>Ipv6NameAssign</b> has the value "2", RRAS requests the configured IPv6 address as the secondary DNS server address from the remote RRAS endpoint when making a demand-dial connection. Otherwise RRAS ignores this key.

### 2.2.2.2.86 Ipv6Prefix

The **Ipv6Prefix** key specifies a 64-bit prefix length of the IPv6 address of the demand-dial connection. This key is optional. <231> This key SHOULD be initialized to 0000000000000000 and MUST be ignored on receipt. When RRAS connects to a remote RRAS endpoint, the prefix length for the IPv6 address of the demand-dial connection is cached as a value for this key.

### 2.2.2.2.87 Ipv6InterfaceId

The **Ipv6InterfaceId** key specifies a 64-bit interface identifier for the IPv6 address of the demand-dial connection. This key is optional. <232> This key SHOULD be initialized to 0000000000000000 and



MUST be ignored on receipt. When RRAS connects to a remote RRAS endpoint, the interface identifier for the IPv6 address of the demand-dial connection is cached as a value for this key.

#### **2.2.2.2.88 DisableClassBasedDefaultRoute**

The **DisableClassBasedDefaultRoute** key is optional and if present is ignored by RRAS.

#### **2.2.2.2.89 DisableMobility**

The **DisableMobility** key is optional and if present is ignored by RRAS.

#### **2.2.2.2.90 NetworkOutageTime**

The **NetworkOutageTime** key is optional and if present is ignored by RRAS.

#### **2.2.2.2.91 ProvisionType**

The **ProvisionType** key is optional and if present is ignored by RRAS.

#### **2.2.2.2.92 PreSharedKey**

The **PreSharedKey** key is optional and if present is ignored by RRAS.

#### **2.2.2.2.93 NETCOMPONENTS**

The **NETCOMPONENTS** key is optional and if present is ignored by RRAS.

#### **2.2.2.2.94 ms\_msclient**

The **ms\_msclient** key is optional and if present is ignored by RRAS.

#### **2.2.2.2.95 ms\_server**

The **ms\_server** key is optional and if present is ignored by RRAS.

#### **2.2.2.2.96 (Updated Section) MEDIA**

The **MEDIA** key specifies the name of the media. This is also the beginning of the MEDIA RRAS Entry subsection (henceforth called MEDIA subsection). A MEDIA subsection can contain one or more DEVICE RRAS Entry subsections (section 2.2.2.2.100). For a Multilink phonebook entry there are multiple MEDIA subsections, where each subsection corresponds to a physical device. All the keys in the RRAS phonebook entry starting from the **MEDIA** key until the beginning of another MEDIA subsection, or another RRAS entry or the end of RRAS phonebook file are part of a MEDIA subsection. This key MUST be present, and it is case sensitive. If the key is absent, the demand-dial connection cannot be made for this RRAS entry. This key SHOULD take one of the string values given in the following table.

String	Meaning
Isdn	The device type is isdn.
x25	The device type is x25.
Serial	The device type is modem, pad, or switch.
Rastapi	For other device types.

### 2.2.2.2.97 Port

The **Port** key is a string that specifies the name of the port to be used by RRAS server for the demand-dial connection. This key **MUST** be present. <233> In case the key is not present, RRAS will discard this RRAS entry.

### 2.2.2.2.98 Device

The **Device** key contains a string that specifies the name of the device to be used by the RRAS server for the demand-dial connection. This key is optional.

### 2.2.2.2.99 ConnectBPS

The **ConnectBPS** key specifies the maximum connection speed for a modem, in bits per second. An example speed would be 115200 bits per second. The value of this key **SHOULD** take a valid modem connection speed in the range 0 to 4294967296. This key is optional. This key is ignored unless the **DEVICE** key is set to "modem".

### 2.2.2.2.100 DEVICE

The **DEVICE** key specifies the case sensitive name of the device type associated with a port. This key **MUST** be present. This key **MUST** take one of the string values given in the following table.

This key is also the beginning of **DEVICE** RRAS entry subsection (henceforth called **DEVICE** subsection). There can be multiple **DEVICE** subsections within a single **MEDIA** subsection. For serial media, there can be one to four **DEVICE** subsections, representing a pre-connect switch, modem, X.25 PAD, and post-connect switch, and **MUST** appear in the same order within the RRAS phonebook entry. If the switch is used before dialing a connection, it is known as a pre-connect switch. If it is used after dialing a connection, it is known as post-connect switch. For all other media, there **MUST** be exactly one **DEVICE** subsection. If this **DEVICE** key is missing, then RRAS will ignore the **DEVICE** subsection settings.

All the keys in the RRAS phonebook entry (from the **DEVICE** key to the beginning of another **DEVICE** subsection, or another **MEDIA** subsection, or another RRAS entry, or the end of RRAS phonebook file) are part of a **DEVICE** subsection. Some of the following keys will be relevant only to specific device types. Unless explicitly specified, a key will be applicable to all the device types. If a key is not applicable to a device type it can be absent. <234>

String	Meaning
Generic	Generic.
Atm	Asynchronous Transfer Mode (ATM).
FrameRelay	Frame Relay.
Irda	Infrared Data Association (IrDA) compliant device.
Isdn	An ISDN card.
Modem	A modem accessed through a COM port.
Pad	A Packet Assembler/Disassembler.
PPPoE	Point-to-Point Protocol over Ethernet.
Rastap	For other devices. This is allowed only if the MEDIA key is Rastapi.
Serial	A serial device.

String	Meaning
Sonet	Sonet.
SW56	Switched 56K Access.
Switch	A pre-connect switch or post-connect switch.
Vpn	A virtual private network connection.
X25	An X.25 card.

### 2.2.2.2.101 Terminal

The **Terminal** key specifies whether to use a Terminal window for dialup connections. For example, before connecting to the remote server, a terminal window opens in which the user can type modem setup commands and view the modem's responses. This key is ignored unless the **DEVICE** key is set to "Switch". This key is optional<235> . If the key is present, it SHOULD be used only with a pre-connect switch and SHOULD take one of the values given in the following table.

Value	Meaning
0	Do not display Terminal window for user input.
1	Display Terminal window for user input.

### 2.2.2.2.102 (Updated Section) Name

The **Name** key specifies the name of the path of the custom script file that the RRAS server executes during the demand dial connection. This key is ignored unless the **DEVICE** key is set to "Switch". This key is optional. If the key is present, it SHOULD be used only with a post-connect switch.

### 2.2.2.2.103 Script

The **Script** key specifies whether a script can run. This key is ignored unless the **DEVICE** key is set to "Switch". This key is optional. If the key is present, it SHOULD be used only with a post-connect switch and SHOULD take one of the values given in the following table.

Value	Meaning
0	Do not run the script.
1	Run the script.

### 2.2.2.2.104 (Updated Section) X25Pad

The **X25Pad** key contains a string that identifies the X.25 PAD type. This key is ignored unless the **DEVICE** key is set to "Pad". This key MAY<236> be present with a valid X.25 PAD type for making a X.25 demand dial connection.

### 2.2.2.2.105 (Updated Section) X25Address

The **X25Address** key contains a string that identifies the X.25 address to which to connect. This key is ignored unless the **DEVICE** key is set to "Pad" or "X25". This key MAY<237> be present with a valid X.25 address for making a X.25 demand dial connection.

#### 2.2.2.2.106 UserData

The **UserData** key contains a string that specifies additional connection information supplied to the X.25 host at connection time. This key is optional.<238> This key is ignored unless the **DEVICE** key is set to "Pad" or "X25". The value for this key is ignored if the **X25Address** key is empty.

#### 2.2.2.2.107 Facilities

The **Facilities** key contains a string that specifies the facilities to request from the X.25 host at connection time. For example, some providers support **/R** to specify reverse charging. This key is optional.<239> This key is ignored unless the **DEVICE** key is set to "Pad" or "X25". The value of this key is ignored if the value is not an **X25Address** key.

#### 2.2.2.2.108 (Updated Section) PhoneNumber

The **PhoneNumber** key contains a string that specifies a device-type specific destination to dial a connection. This key is optional. This key is ignored if the **DEVICE** key is set to "Pad", "X25" or "Switch". This key SHOULD be present with a valid value for making a demand dial connection.

There can be one or more phone number subsections within in a **DEVICE** subsection when the **Type** key is set to "1". The phone number subsection contains the following keys only **PhoneNumber**, **AreaCode**, **CountryCode**, **CountryID**, **UseDialingRules**, **Comment**, and **FriendlyName**. If there are multiple phone number subsections, then the first subsection is for the primary phone number and the others are for the alternate phone numbers.

If the **Type** key is set to "5". The following table describes the contents of the **PhoneNumber** key for various device types.

DEVICE	PhoneNumber
Modem	Telephone number [E164]
Isdn	Telephone number [E164]
Atm	Virtual Path Identifier (VPI) and Virtual Channel Identifier [RFC2761] (VCI) values of a permanent virtual circuit. Use the following format: p(vpi),(vci) Example: "P0,40"
PPPoE	Service name [RFC2516]
Vpn	DNS name, IPv4 address, or IPv6 address

#### 2.2.2.2.109 AreaCode

The **AreaCode** key specifies the telephonic area code. This key is optional. This key is ignored if the **DEVICE** key is set to "Pad", "X25", or "Switch". This key is ignored unless the **Type** key is set to "1". The value of key is ignored unless the **UseDialingRules** key is set to "1". If the key is present, it SHOULD be a string representation of an area code.

#### 2.2.2.2.110 CountryCode

The **CountryCode** key specifies the country/region code portion of the phone number, as specified in [OB930E]. This key is optional. This key is ignored if the **DEVICE** key is set to "Pad", "X25", or

"Switch". This key is ignored unless the **Type** key is set to "1". The value of the key is ignored unless the **UseDialingRules** key is set to "1". If the key is present, it SHOULD be a string representation of a country/region code.

#### 2.2.2.2.111 CountryID

The **CountryID** key specifies the telephony application programming interface (TAPI) country/region identifier. This key is optional. This key is ignored if the **DEVICE** key is set to "Pad", "X25", or "Switch". This key is ignored unless the **Type** key is set to "1". The value of the key is ignored unless the **UseDialingRules** key is set to "1". If the key is present, it MUST be a string representation of TAPI country/region identifier.

#### 2.2.2.2.112 UseDialingRules

The **UseDialingRules** key specifies whether the **CountryID**, **CountryCode**, **AreaCode** keys and the custom dialing rules are used to construct the phone number. This key is optional. This key is ignored if the **DEVICE** key is set to "Pad", "X25", or "Switch". This key is ignored unless the **Type** key is set to "1". If the key is present, it SHOULD take one of the values given in the following table.

Value	Meaning
0	Do not use <b>CountryID</b> , <b>CountryCode</b> , <b>AreaCode</b> keys and custom dialing rules.
1	Use <b>CountryID</b> , <b>CountryCode</b> , <b>AreaCode</b> keys and custom dialing rules.

#### 2.2.2.2.113 Comment

The **Comment** key is optional and if present MUST be ignored by RRAS.

#### 2.2.2.2.114 FriendlyName

The **FriendlyName** key is optional and if present MUST be ignored by RRAS.

#### 2.2.2.2.115 LastSelectedPhone

The **LastSelectedPhone** key is optional and if present MUST be ignored by RRAS.

#### 2.2.2.2.116 PromoteAlternates

The **PromoteAlternates** key specifies whether to make the alternate phone number that connects successfully the primary phone number and move the primary phone number to the alternate list. This key is optional. This key is ignored if the **DEVICE** key is set to "Pad", "X25", or "Switch". This key is ignored unless the **Type** key is set to "1". If the key is present, it SHOULD take one of the values given in the following table.

Value	Meaning
0	Do not promote alternate phone numbers.
1	Promote alternate phone numbers.

#### 2.2.2.2.117 TryNextAlternateOnFail

The **TryNextAlternateOnFail** key specifies whether to dial the alternate phone numbers when the primary phone number fails to connect to the remote RRAS server. This key is optional. This key is ignored if the **DEVICE** key is set to "Pad", "X25", or "Switch". This key is ignored unless the **Type** key is set to "1". If the key is present, it SHOULD take one of the values given in the following table.

Value	Meaning
0	Do not try next alternate phone number on fail.
1	Try next alternate phone number on fail.

#### 2.2.2.2.118 HwFlowControl

The **HwFlowControl** key specifies whether to enable hardware flow control for the modem. This key is optional. This key is ignored unless the **DEVICE** key is set to "modem". If the key is present, it SHOULD take one of the values given in the following table.

Value	Meaning
0	Disable hardware flow control.
1	Enable hardware flow control.

#### 2.2.2.2.119 Protocol

The **Protocol** key specifies whether the modem performs cyclic redundancy checks on the inbound and outbound data stream. This key is optional. This key is ignored unless the **DEVICE** key is set to "modem". If the key is present, it SHOULD take one of the values given in the following table.

Value	Meaning
0	Do not perform (CRC) error checking.
1	Perform (CRC) error checking.

#### 2.2.2.2.120 Compression

The **Compression** key specifies whether to compress the modem-to-modem data stream. This key is optional. This key is ignored unless the **DEVICE** key is set to "modem". If the key is present, it SHOULD take one of the values given in the following table.

Value	Meaning
0	Disable hardware compression.
1	Enable hardware compression.

#### 2.2.2.2.121 Speaker

The **Speaker** key specifies whether the modem dial tone and connection sounds are heard. This key is optional. This key is ignored unless the **DEVICE** key is set to "modem". If the key is present, it SHOULD take one of the values given in the following table.

Value	Meaning
0	Disable modem speaker.
1	Enable modem speaker.

#### 2.2.2.2.122 MdmProtocol

The **MdmProtocol** key is optional and if present MUST be ignored by RRAS.

#### 2.2.2.2.123 LineType

The **LineType** key specifies the type of ISDN line. This key is optional. This key is ignored unless the **DEVICE** key is set to "Isdn". If the key is present, it SHOULD take one of the values given in the following table.

Value	Meaning
0	64K Digital (highest quality)
1	56K Digital
2	56K Analog (lowest quality)

#### 2.2.2.2.124 Fallback

The **Fallback** key instructs RRAS to communicate at the selected line type but to negotiate a lower quality line type if necessary. This negotiation depends on the condition of the ISDN line (for example, noise on the line affects negotiation). This key is optional. This key is ignored unless the **DEVICE** key is set to "Isdn". If the key is present, it SHOULD take one of the values given in the following table.

Value	Meaning
0	Do not Negotiate Line Type.
1	Negotiate Line Type.

#### 2.2.2.2.125 EnableCompression

The **EnableCompression** key specifies whether an ISDN card will compress the data before transmitting. This key is optional. This key is ignored unless the **DEVICE** key is set to "Isdn". The value of this key is ignored unless the **Proprietary** flag is set to "1". If the key is present, it SHOULD take one of the values given in the following table.

Value	Meaning
0	Disable hardware compression.

Value	Meaning
1	Enable hardware compression.

### 2.2.2.2.126 ChannelAggregation

The **ChannelAggregation** key specifies the number of ISDN channels. This key is optional. This key is ignored unless the **DEVICE** key is set to "Isdn". The value of this key is ignored unless the **Proprietary** key is set to "1". If the key is present, it SHOULD take values ranging from 1 to 999999999 only.

### 2.2.2.2.127 Proprietary

The **Proprietary** key specifies whether the keys **EnableCompression** and **ChannelAggregation** are ignored. This key is optional. This key is ignored unless the **DEVICE** key is set to "Isdn". If the key is present, it SHOULD take one of the values given in the following table.

Value	Meaning
0	Ignore <b>EnableCompression</b> and <b>ChannelAggregation</b> flags.
1	Do not ignore <b>EnableCompression</b> and <b>ChannelAggregation</b> flags.

## 2.2.3 (Updated Section) Registry Keys

The following **are the various** registry keys **that** can be configured on the RRAS server to control RRAS server behavior. <240> These registry configurations can be performed remotely, by using the [MS-RRP] protocol. RRAS reads these registry values during the initialization process, and uses the registry values to initialize RRASM as specified in section 3.1.1.

### 2.2.3.1 Transport Configuration

The various transport-specific generic configurations that are not associated with any particular interface MUST be stored under the following registry key.

HKEY\_LOCAL\_MACHINE\SYSTEM\CurrentControlSet\services\RemoteAccess\RouterManagers

Under this key, there MUST be one registry key per transport with the name denoting the transport itself. Each name MUST be one of the values IPX, IP, or IPv6. <241> For example, the IPv4 transport configuration will be specified under the following registry key.

HKEY\_LOCAL\_MACHINE\SYSTEM\CurrentControlSet\services\RemoteAccess\RouterManagers\IP

The registry values defined under these keys are given in the following sections.

#### 2.2.3.1.1 ProtocolId

The **ProtocolId** value represents the numeric protocol identifier corresponding to the transport protocol name. This registry value MUST be of type REG\_DWORD. It MUST be defined for each supported transport. Possible values are in the following table.



Transport Name	ProtocolId Value
IPX	0x0000002B
IP	0x00000021
IPv6	0x00000057

### 2.2.3.1.2 GlobalInfo

The **GlobalInfo** value represents the global transport configuration and any specific global information for the various routing protocols and configuration that might be supported for the specific transport. This registry value when defined MUST be of type REG\_BINARY. The contents of this registry value MUST be in the form of **RTR\_INFO\_BLOCK\_HEADER** as described in section 2.2.1.2.3. It SHOULD be defined for each transport supported.

### 2.2.3.1.3 GlobalInterfaceInfo

The **GlobalInterfaceInfo** value represents the default configuration that will be applied for each interface that is added to the specific transport. In the absence of per-interface transport configuration, this will be the configuration applied on the interface. This registry value when defined MUST be of type REG\_BINARY. The contents of this registry value MUST be in the form of **RTR\_INFO\_BLOCK\_HEADER** as described in section 2.2.1.2.3. It MAY<242> be defined for each transport supported.

## 2.2.3.2 Interface Configuration

The interfaces that are present on the RRAS server MUST be stored under the registry key

HKEY\_LOCAL\_MACHINE\SYSTEM\CurrentControlSet\services\RemoteAccess\Interfaces

with each subkey representing the configuration information pertaining to one interface. The subkeys MUST be named with a zero-based index in a monotonically increasing order. For example, if there are three interfaces in the system, the registry keys will be as follows.

HKEY\_LOCAL\_MACHINE\SYSTEM\CurrentControlSet\services\RemoteAccess\Interfaces\0

HKEY\_LOCAL\_MACHINE\SYSTEM\CurrentControlSet\services\RemoteAccess\Interfaces\1

HKEY\_LOCAL\_MACHINE\SYSTEM\CurrentControlSet\services\RemoteAccess\Interfaces\2

Under each interface-specific registry key, there SHOULD be transport-specific subkeys that contain the interface-specific configuration information pertaining to the transport. For example, the IPv4 transport-specific information for an interface with index 4 will be stored under

HKEY\_LOCAL\_MACHINE\SYSTEM\CurrentControlSet\services\RemoteAccess\Interfaces\4\IP

### 2.2.3.2.1 Common Interface Configuration Values

These are the registry values that define the common properties of an interface.

#### 2.2.3.2.1.1 InterfaceName

The **InterfaceName** value represents the name of the interface. This MUST be a null-terminated string of type REG\_SZ. For each interface, the InterfaceName MUST be specified.

### 2.2.3.2.1.2 Type

The **Type** value represents the type of the interface. This MUST be of type REG\_DWORD. The value for this MUST be as defined in the ROUTER\_INTERFACE\_TYPE (section 2.2.1.1.1). For each interface, the **Type** MUST be specified.

### 2.2.3.2.1.3 Enabled

The **Enabled** value represents whether the interface is enabled or not. It MUST be of type REG\_DWORD. For each interface, **Enabled** SHOULD be specified. This The value MUST be either 0 or 1. A value of 0 MUST be interpreted as the interface is disabled and a value of 1 MUST be used to indicate the interface is enabled. If the value is not specified, it MUST be treated as the interface is enabled (1).

### 2.2.3.2.1.4 (Updated Section) DialOutHours

The **DialOutHours** is applicable only for interfaces of type ROUTER\_IF\_TYPE\_HOME\_ROUTER or ROUTER\_IF\_TYPE\_FULL\_ROUTER. This SHOULD be used to specify the dialing restrictions for the demand dial interfaces. This represents the times during which the dialing and connecting of the demand dial interface is allowed. This MUST be of type REG\_MULTI\_SZ as specified in [MS-RRP] section 2.2.5. It MUST be specified in the following format.

```
<day><space><time range> <time range>...\0<day><space><time range>\0
```

where

<day> is a numeral that corresponds to the day of the week starting with 1 representing Monday.

<space> is the literal corresponding to one blank space.

<time range> represents the dialing hours allowed during the particular <day> and is represented in the form "HH:MM-HH:MM" using 24-hour notation.

There can be a number of time ranges within a single day and each day's dialing hours is separated by a \0. The last of the dialing information is followed by an additional \0 as defined for REG\_MULTI\_SZ.

### 2.2.3.2.2 Transport-specific Configuration

The following are the registry values that can be configured for a given interface, and which represent transport and routing protocol-specific configuration for the interface.

#### 2.2.3.2.2.1 ProtocolId

The **ProtocolId** value is similar to the **ProtocolId** as described in **ProtocolId** 2.4.1.2. The **ProtocolId** MUST be the value corresponding to the transport protocol subkey for which the interface information is being specified.

#### 2.2.3.2.2.2 InterfaceInfo

The **InterfaceInfo** value MUST be used to specify the transport-specific configuration for the interface. This also includes the various routing protocol configurations applicable to the specific transport. This MUST be of type REG\_BINARY. The contents of this registry value MUST be in the form of **RTR\_INFO\_BLOCK\_HEADER** as specified in section 2.2.1.2.3.

### 2.2.3.2.3 IKEv2 Custom Configuration

The following are the registry values that can be configured for a given interface and that represent the IKEv2 tunnel-specific configuration for the interface.

### 2.2.3.2.3.1 SaMaxDataSize

The **SaMaxDataSize** value specifies the lifetime of the security association (SA) for IKEv2 [RFC4306] in terms of the data transfer size, in kilobytes, after which the SA has to be renegotiated. This value MUST be of type REG\_DWORD and MUST be at least 1024.

### 2.2.3.2.3.2 SaLifeTime

The **SaLifeTime** value specifies the lifetime of the SA for IKEv2 [RFC4306], in seconds, after which the SA has to be renegotiated. This value MUST be of type REG\_DWORD and MUST be at least 300.

### 2.2.3.2.3.3 MachineCertificateName

The **MachineCertificateName** registry value specifies the subject name of the certificate that is configured to be sent to the peer for authentication during the MM SA negotiation [RFC4306] for the IKE2 tunnel-based VPN connections. This value MUST be of type REG\_BINARY. The value itself is the binary representation of the subject name of the certificate.

### 2.2.3.2.3.4 IKEv2 Custom Policies

The following are the registry values that can be configured for a given interface and that represent the IKEv2 configurations used during MM SA and QM SA negotiation. These registry values are defined under a subkey, "IKEv2CustomPolicy".

#### 2.2.3.2.3.4.1 IntegrityMethod

The **IntegrityMethod** registry value specifies the integrity check algorithm to be negotiated during MM SA negotiation [RFC4306]. This value MUST be of type REG\_DWORD. Allowed values for this registry value are the same as those for **dwIntegrityMethod** in ROUTER\_CUSTOM\_IKEv2\_POLICY\_0. If the value is not specified for this registry value, or if this registry value is not present, the default value INTEGRITY\_SHA\_256 (0x2) is assumed.

#### 2.2.3.2.3.4.2 (Updated Section) EncryptionMethod

**This** **The EncryptionMethod** is a registry value that specifies the encryption algorithm to be negotiated during MM SA negotiation [RFC4306]. This value MUST be of type REG\_DWORD. Allowed values for this registry value are the same as those for **dwEncryptionMethod** in ROUTER\_CUSTOM\_IKEv2\_POLICY\_0. If the value is not specified for this registry value, or if this registry value is not present, the default value CIPHER\_AES\_256 (0x4) is assumed.

#### 2.2.3.2.3.4.3 CipherTransformConstant

The **CipherTransformConstant** registry value specifies the encryption algorithm to be negotiated during QM SA negotiation [RFC4306]. This value MUST be of type REG\_DWORD. Allowed values for this registry value are the same as those for **dwCipherTransformConstant** in ROUTER\_CUSTOM\_IKEv2\_POLICY\_0. If the value is not specified for this registry value, or if this registry value is not present, the default value CIPHER\_CONFIG\_CBC\_3DES (0x2) is assumed.

#### 2.2.3.2.3.4.4 AuthTransformConstant

The **AuthTransformConstant** registry value specifies the hash algorithm to be negotiated during QM SA negotiation [RFC4306]. This value MUST be of type REG\_DWORD. Allowed values for this registry value are the same as those for **dwAuthTransformConstant** in ROUTER\_CUSTOM\_IKEv2\_POLICY\_0. If the value is not specified for this registry value, or if this registry value is not present, the default value AUTH\_CONFIG\_HMAC\_SHA\_256\_128 (0x2) is assumed.

#### 2.2.3.2.3.4.5 PfsGroup

The **PfsGroup** registry value specifies the Diffie-Hellman algorithm to be used for Quick Mode Perfect Forward Secrecy (PFS) [RFC4306]. This value MUST be of type REG\_DWORD. Allowed values for this registry value are the same as those for **dwPfsGroup** in ROUTER\_CUSTOM\_IKEv2\_POLICY\_0. If the value is not specified for this registry value, or if this registry value is not present, the default value PFS\_2048 (0x3) is assumed.

### 2.2.3.2.3.4.6 DHGroup

The **DHGroup** registry value specifies the type of Diffie-Hellman group used for Internet Key Exchange (IKE) key generation during MM SA negotiation [RFC4306]. This value MUST be of type REG\_DWORD. Allowed values for this registry value are the same as those for **dwDhGroup** in ROUTER\_CUSTOM\_IKEv2\_POLICY\_0. If the value is not specified for this registry value, or if this registry value is not present, the default value DH\_GROUP\_2 (0x2) is assumed.

### 2.2.3.3 Ports Configuration

An RRAS server implementation can support a number of device types for remote access requirements. Each device type can be configured with a number of ports as well as the usage of the ports.

#### 2.2.3.3.1 (Updated Section) Non-modem Device Port Configurations

The port configuration for various device types given in the following table MUST be stored under the following registry key.

HKEY\_LOCAL\_MACHINE\SYSTEM\CurrentControlSet\Control\Class\{4D36E972-E325-11CE-BFC1-08002BE10318}.

The device types for which the configuration information is stored here are PPTP, L2TP, SSTP, IKEv2, and PPPoE. This registry MUST include subkeys that are numbered from 000 and monotonically increasing. Under each subkey, the value **ComponentId** MUST be used to denote the protocol for which the (numbered) key has the configuration information. The following table specifies the **ComponentId** value and the protocol the configuration corresponds to.

ComponentId Value	Device Type	Driver Description
ms_sstpminiport	SSTP	WAN Miniport (SSTP)
ms_agilevpnminiport	IKEv2	WAN Miniport (IKEv2)
ms_l2tpminiport	L2TP	WAN Miniport (L2TP)
ms_pptpminiport	PPTP	WAN Miniport (PPTP)
ms_pppoeminiport	PPPoE	WAN Miniport (PPPoE)
ms_ptiminiport	Direct Parallel Connection	Direct Parallel

For example, if the subkey having name 008 has ms\_sstpminiport as the ComponentId value, the registry path storing SSTP information will be as follows.

HKEY\_LOCAL\_MACHINE\SYSTEM\CurrentControlSet\Control\Class\{4D36E972-E325-11CE-BFC1-08002BE10318}\0008.

#### 2.2.3.3.1.1 ComponentId

The **ComponentId** value specifies the protocol for which the key (under which the value is defined) comprises the configuration information. The value for this name MUST be one of the values

mentioned in the preceding table. This value MUST be of type REG\_SZ. This value MUST be null-terminated.

#### 2.2.3.3.1.2 DriverDesc

The **DriverDesc** value specifies the name of the device. This value MUST be of type REG\_SZ. If this value is not specified, the device MUST be considered as an invalid device for routing and remote access.

#### 2.2.3.3.1.3 (Updated Section) EnableForOutboundRouting

The **EnableForOutboundRouting** value MUST be used to specify whether the ports of the device type can be used for outbound demand-dial interface connections. This value MUST be of type REG\_DWORD. This MUST be configured with a value of either 0 or 1. The value 0 MUST be interpreted as the device type is not enabled for outbound routing. The value 1 MUST be interpreted as the device type is enabled for outbound routing.

#### 2.2.3.3.1.4 EnableForRas

The **EnableForRas** value MUST be used to specify whether or not the ports for the device type can be used for remote access. This value MUST be of type REG\_DWORD. This MUST be configured with a value of either 0 or 1. The value 0 MUST be interpreted as the device type is not enabled for remote access, and a value of 1 MUST be interpreted as the device type is enabled for remote access.

#### 2.2.3.3.1.5 (Updated Section) EnableForRouting

~~This~~The **EnableForRouting** value MUST be used to indicate whether the ports for the device type can be used for demand-dial (or site-to-site) connectivity. This value MUST be of type REG\_DWORD. This MUST be configured with a value of 0 if the device type has to be disabled for demand-dial usage and MUST be configured with a value of 1 if the device type has to be enabled for demand-dial usage.

#### 2.2.3.3.1.6 CalledIDInformation

The **CalledIDInformation** value SHOULD be used to specify the phone number of the device to be passed to the client as the called station ID in Bandwidth Allocation Protocol (BAP)-enabled connections. This MUST be of type REG\_MULTI\_SZ as specified in [MS-RRP] section 2.2.5. Each string in the REG\_MULTI\_SZ represents one phone number. For VPN device types where a phone number is not applicable, this SHOULD be the IP address of the server configured as the called ID.

#### 2.2.3.3.1.7 MaxWanEndpoints

The **MaxWanEndpoints** value MUST be used to specify the maximum number of endpoints or ports that the device type can support. This MUST be of type REG\_DWORD and can take any valid 32-bit integer value.

#### 2.2.3.3.1.8 WanEndpoints

The **WanEndpoints** value MUST be used to specify the number of endpoints or ports that the device type is configured with. This MUST be of type REG\_DWORD and can take any valid 32-bit integer as its value. It MUST be lesser than or equal to MaxWanEndpoints value.

#### 2.2.3.3.2 (Updated Section) Modem device Port Configurations

~~The modem~~**Modem** devices can be used for dial-up networking. ~~The modem~~**Modem** devices that are present on the RRAS server MUST be registered under the following registry key.

HKEY\_LOCAL\_MACHINE\SYSTEM\CurrentControlSet\Control\Class\{4D36E96D-E325-11CE-BFC1-08002BE10318}.

Under this registry key, for each modem, the modem-specific information MUST be present under its own subkey. The subkey MUST be a monotonically increasing number starting with 0000. For example,

```
HKEY_LOCAL_MACHINE\SYSTEM\CurrentControlSet\Control\Class\{4D36E96D-E325-11CE-BFC1-08002BE10318}\0005
```

This key can be the subkey under which modem device information is present. Under this registry key, the value in **FriendlyName** MUST be defined to specify the friendly name for the particular specific modem device. This value MUST be of type REG\_SZ, and MUST be null terminated, which comprises the friendly name for the modem device. ~~This value MUST be null terminated.~~

The device usage configuration itself MUST be present under the subkey Clients\Ras. For example, if

```
HKEY_LOCAL_MACHINE\SYSTEM\CurrentControlSet\Control\Class\{4D36E96D-E325-11CE-BFC1-08002BE10318}\0005
```

If this key represents a valid modem device information, the device usage information will be present in the following key.

```
HKEY_LOCAL_MACHINE\SYSTEM\CurrentControlSet\Control\Class\{4D36E96D-E325-11CE-BFC1-08002BE10318}\0005\Clients\Ras
```

The registry values, EnableForOutboundRouting, EnableForRas, EnableForRouting, and CalledIDInformation specify the device usage and these values are the same as described in sections 2.2.3.3.1.3, 2.2.3.3.1.4, 2.2.3.3.1.5, and 2.2.3.3.1.6 respectively.

### 2.2.3.4 Miscellaneous Configuration Information

These registry keys specify information relevant for the RRAS server configuration that does not fall under the previous categories.

#### 2.2.3.4.1 (Updated Section) RouterType

The **RouterType** defines the mode in which the RRAS server needs to be running. This MUST be defined under the following registry key.

```
HKEY_LOCAL_MACHINE\SYSTEM\CurrentControlSet\services\RemoteAccess\Parameters
```

This MUST be of type REG\_DWORD. This MUST be a combination of the following flag values.

Flag Value	Description
ROUTER_TYPE_RAS 0x00000001	RRAS is enabled for remote access connections providing connectivity using IPv4 protocol as transport.
ROUTER_TYPE_LAN 0x00000002	RRAS is enabled for IPv4 routing over Ethernet interfaces only.
ROUTER_TYPE_WAN 0x00000004	RRAS is enabled for IPv4 routing over Ethernet as well as demand dial interfaces.
IPV6_ROUTER_TYPE_RAS 0x00000008	RRAS is enabled for remote access connections providing connectivity using IPv6 protocol as transport.
IPV6_ROUTER_TYPE_LAN 0x00000010	RRAS is enabled for IPv6 routing over Ethernet interfaces only.
IPV6_ROUTER_TYPE_WAN	RRAS is enabled for IPv6 routing over Ethernet as well as demand dial interfaces.

Flag Value	Description
0x00000020	

## 2.2.3.4.2 IKEv2 Tunnel Configuration Settings

**IKEv2** tunnel configuration settings **MUST** be stored under the following registry path.

HKEY\_LOCAL\_MACHINE\SYSTEM\CurrentControlSet\services\RemoteAccess\Parameters\IKEV2.

### 2.2.3.4.2.1 idleTimeout

The **idleTimeout** value specifies the idle Timeout value in seconds to be used with IKEv2 protocol. This **MUST** be of type REG\_DWORD. This is the duration in seconds after which the connection will be disconnected if there is no traffic. This value **MUST** be at least 300 and have a maximum supported value of 17,279,999.

### 2.2.3.4.2.2 networkBlackoutTime

The **networkBlackoutTime** value specifies the retransmission timeout value in seconds to be used with IKEv2 protocol. This **MUST** be of type REG\_DWORD. This value **MUST** be greater than or equal to 120 seconds.

### 2.2.3.4.2.3 saDataSize

The **saDataSize** value specifies the life time of the security association (SA) for IKEv2 [RFC4306] in terms of the data transfer size in kilobytes, after which the SA has to be renegotiated. This value **MUST** be of type REG\_DWORD. This value **MUST** be at least 1024.

### 2.2.3.4.2.4 saLifeTime

The **saLifeTime** value specifies the life time of the security association for IKEv2 [RFC4306] in seconds after which the SA has to be renegotiated. This value **MUST** be of type REG\_DWORD. This value **MUST** be at least 300 seconds.

### 2.2.3.4.2.5 (Updated Section) TrustedRootCert

The **TrustedRootCert** is a registry value specifying the subject name of the certificate that will be trusted by the server for IKEv2 certificate authentication. This value **MUST** be of type REG\_BINARY. The value itself is the binary representation of the subject name of the **certificate**. This registry value is defined under the following registry key.

HKEY\_LOCAL\_MACHINE\SYSTEM\CurrentControlSet\services\RemoteAccess\Parameters\IKEV2\AllowedTrustedRootCerts\nnnn

Where nnnn is a monotonically increasing number starting with 0000 with each such entry representing a unique trusted root certificate to be supported for IKEv2 peer authentication.

### 2.2.3.4.2.6 EncryptionType

The **EncryptionType** is a registry value that specifies the encryption type to be negotiated during the SA negotiation [RFC4306] for the IKE2 tunnel-based VPN connections. This value **MUST** be of type REG\_DWORD and **SHOULD** have one of the values in the following table.

Value	Meaning
0	RRAS will not negotiate encryption.
1	RRAS requests encryption during negotiation. Negotiation will succeed even if remote RRAS does not support encryption.
2	RRAS requires encryption to be negotiated.
3	RRAS requires maximum strength encryption to be negotiated.

#### 2.2.3.4.2.7 MachineCertificateName

The **MachineCertificateName** is a registry value that specifies the subject name of the certificate that is configured to be sent to the peer for authentication during the MM SA negotiation [RFC4306] for the IKE2 tunnel-based VPN connections. This value MUST be of type REG\_BINARY. The value itself is the binary representation of the subject name of the certificate.

#### 2.2.3.4.2.8 IKEv2 Custom Policy Configuration

The following sections specify the registry values that can be configured on an RRAS server and that represent the IKEv2 configurations used during MM SA and QM SA negotiation for all the incoming IKEv2 tunnel-based VPN connections. These registry values are defined under the following registry key.

HKEY\_LOCAL\_MACHINE\SYSTEM\CurrentControlSet\services\RemoteAccess\Parameters\IKEV2\IKEv2 CustomPolicy.

##### 2.2.3.4.2.8.1 IntegrityMethod

The **IntegrityMethod** is a registry value that specifies the integrity check algorithm to be negotiated during MM SA negotiation [RFC4306]. This value MUST be of type REG\_DWORD. Allowed values for this registry value are the same as those for **dwIntegrityMethod** in ROUTER\_CUSTOM\_IKEv2\_POLICY\_0. If the value is not specified for this registry value, or if this registry value is not present, the default value INTEGRITY\_SHA\_256 (0x2) is assumed.

##### 2.2.3.4.2.8.2 EncryptionMethod

The **EncryptionMethod** is a registry value that specifies the encryption algorithm to be negotiated during MM SA negotiation [RFC4306]. This value MUST be of type REG\_DWORD. Allowed values for this registry value are the same as those for **dwEncryptionMethod** in ROUTER\_CUSTOM\_IKEv2\_POLICY\_0. If the value is not specified for this registry value, or if this registry value is not present, the default value CIPHER\_AES\_256 (0x4) is assumed.

##### 2.2.3.4.2.8.3 CipherTransformConstant

The **CipherTransformConstant** is a registry value that specifies the encryption algorithm to be negotiated during QM SA negotiation [RFC4306]. This value MUST be of type REG\_DWORD. Allowed values for this registry value are the same as those for **dwCipherTransformConstant** in ROUTER\_CUSTOM\_IKEv2\_POLICY\_0. If the value is not specified for this registry value, or if this registry value is not present, the default value CIPHER\_CONFIG\_CBC\_3DES (0x2) is assumed.

##### 2.2.3.4.2.8.4 AuthTransformConstant

The **AuthTransformConstant** is a registry value that specifies the hash algorithm to be negotiated during QM SA negotiation [RFC4306]. This value MUST be of type REG\_DWORD. Allowed values for



this registry value are the same as those for **dwAuthTransformConstant** in ROUTER\_CUSTOM\_IKEv2\_POLICY\_0. If the value is not specified for this registry value, or if this registry value is not present, the default value AUTH\_CONFIG\_HMAC\_SHA\_256\_128 (0x2) is assumed.

#### 2.2.3.4.2.8.5 PfsGroup

The **PfsGroup** is a registry value that specifies the Diffie-Hellman algorithm that is used for Quick Mode Perfect Forward Secrecy (PFS) [RFC4306]. This value MUST be of type REG\_DWORD. Allowed values for this registry value are the same as those for **dwPfsGroup** in ROUTER\_CUSTOM\_IKEv2\_POLICY\_0. If the value is not specified for this registry value, or if this registry value is not present, the default value PFS\_2048 (0x3) is assumed.

#### 2.2.3.4.2.8.6 DHGroup

The **DHGroup** is a registry value that specifies the type of Diffie-Hellman group used for Internet Key Exchange (IKE) key generation during MM SA negotiation [RFC4306]. Allowed values for this registry value are the same as those for **dwDhGroup** in ROUTER\_CUSTOM\_IKEv2\_POLICY\_0. If the value is not specified for this registry value, or if this registry value is not present, the default value DH\_GROUP\_2 (0x2) is assumed.

### 2.2.3.4.3 SSTP Tunnel Configuration Settings

**SSTP Tunnel** configuration settings MUST be stored in the following registry key.

HKEY\_LOCAL\_MACHINE\SYSTEM\CurrentControlSet\services\SstpSvc\Parameters.

#### 2.2.3.4.3.1 UseHttps

The **UseHttps** value specifies whether the SSTP uses HTTP or HTTPS as the underlying transport. This value MUST be of type REG\_DWORD. The valid values for this are 0 and 1. A value 0 implies the use of HTTP transport and 1 implies the use of HTTPS transport. If the value not specified, a default usage of HTTPS (value 1) MUST be assumed.

#### 2.2.3.4.3.2 (Updated Section) IsHashConfiguredByAdmin

**The IsHashConfiguredByAdmin** value specifies whether the SSTP certificate hash values are configured by the administrator, or if the RRAS server chooses a certificate hash on its own automatically. This value MUST be of type REG\_DWORD. The valid values for this are 0 and 1. A value 0 implies automatic certificate configuration and 1 implies the certificate was configured by the administrator. If the value is not specified for this registry value, or if this registry value is not present, the default setting of automatic certificate configuration is assumed.

#### 2.2.3.4.3.3 SHA256CertificateHash

The **SHA256CertificateHash** value specifies the SHA 256 hash of the X.509 certificate to be used with SSTP. This value MUST be of type REG\_BINARY. It MUST be of length 32 bytes. This registry value is used only if the registry value IsHashConfiguredByAdmin is present with the value of 1; otherwise, this value is ignored.

#### 2.2.3.4.3.4 SHA1CertificateHash

The **SHA1CertificateHash** value specifies the SHA1 hash of the X.509 certificate to be used with SSTP. This value MUST be of type REG\_BINARY. It MUST be of length 20 bytes. This registry value is used only if the registry value IsHashConfiguredByAdmin is present with the value of 1; otherwise, this value is ignored.

#### 2.2.3.4.4 (Updated Section) QuarantineInstalled

The **QuarantineInstalled** value represents whether Quarantine Service [MSFT-NAQC] is installed or not. **It MUST be defined under the following registry key.**

~~It MUST be defined under the registry key~~

HKEY\_LOCAL\_MACHINE\SYSTEM\CurrentControlSet\services\RemoteAccess\Parameters

This MUST be of type REG\_DWORD. This SHOULD be either 0 or 1. A value 0 SHOULD be used to denote that quarantine service is not installed and a value 1 SHOULD be used to denote that quarantine service is installed.

#### 2.2.3.4.5 (Updated Section) LoggingFlags

The **LoggingFlags** value represents the logging levels for events for the RRAS server that are in the following table. **It MUST be defined under the following registry key.**

~~It MUST be defined under the registry key~~

HKEY\_LOCAL\_MACHINE\SYSTEM\CurrentControlSet\services\RemoteAccess\Parameters

This MUST be of type REG\_DWORD. This SHOULD be from 0 to 3.

Value	Description
0x00000000	Logging SHOULD be disabled.
0x00000001	Log all the error category events only.
0x00000002	Log all the warning and error category events only.
0x00000003	Log all the informational, warning, and error category events.

#### 2.2.3.4.6 (Updated Section) ServerFlags

The **ServerFlags** value specifies several configuration settings for the RRAS server implementation. **It MUST be defined under the following registry key.**

~~It MUST be defined under the registry key~~

HKEY\_LOCAL\_MACHINE\SYSTEM\CurrentControlSet\services\RemoteAccess\Parameters

This MUST be of type REG\_DWORD. This SHOULD be a combination of the various flag values given in the following table.

Value	Description
0x00000001	This specifies that for Callback Control Protocol (CBCP) [RFC1570] in PPP, there needs to be a delay before the RRAS server performs the actual callback.
0x00000002	Use the Microsoft Point-to-Point Compression (MPPC) protocol to compress data sent on the remote access or demand dial connections.
0x00000004	NetBEUI Framing is enabled.
0x00000008	RRAS server is enabled for IPv4 traffic to be tunneled.
0x00000010	RRAS server is enabled for IPX traffic to be tunneled.
0x00000020	RRAS server is enabled for AppleTalk protocol traffic to be tunneled.
0x00000040	Shiva Password Authentication Protocol (SPAP) can be negotiated for remote access and demand dial connection authentication.

Value	Description
0x00000080	Packets between the WAN endpoints SHOULD be encrypted.
0x00000100	MSCHAP protocol can be negotiated for remote access and demand dial connection authentication.
0x00000200	The use of LCP extensions as defined in [RFC1570] is allowed.
0x00000400	Multilink negotiation [RFC1990] is allowed for remote access and demand dial connections.
0x00000800	PPP peer needs to be authentication.
0x00001000	Packets between WAN endpoints SHOULD be encrypted using the strongest possible algorithm. The exact algorithm is RRAS implementation-dependent.
0x00002000	Bandwidth Allocation Control Protocol (BACP) [RFC2125] is allowed for remote access connections.
0x00004000	Remote access connections without authentication are allowed on the RRAS server.
0x00008000	EAP protocol can be negotiated for remote access and demand dial connection authentication.
0x00010000	Password Authentication Protocol (PAP) [RFC1334] can be negotiated for remote access and demand dial connection authentication.
0x00020000	MD5-CHAP [RFC1994] can be negotiated for remote access and demand dial connection authentication.
0x00040000	IPsec needs to be negotiated for L2TP [MS-L2TP] tunnel type connections.
0x00080000	Packets between WAN endpoints can be unencrypted.
0x00100000	MOBIKE [RFC4555] extension support is not allowed for IKEv2 remote access connections.
0x00200000	Use of LAN Manager passwords [RFC2433] is allowed for remote access and demand dial connection authentication.
0x00400000	Connections to the RRAS server using directly connected serial ports can be accepted without authentication.
0x00800000	MSCHAPv2 [MS-CHAP] can be negotiated for remote access and demand dial connection authentication.
0x01000000	Callback functionality using CBCP [RFC1570] is enabled.
0x02000000	Machine authentication is allowed on the RRAS server.
0x04000000	Authentication using certificates is allowed on the RRAS server.
0x08000000	RRAS server is enabled for IPv6 traffic to be tunneled.
0x10000000	Preshared key can be used for authentication using L2TP over IPsec [MS-L2TP].

#### 2.2.3.4.7 (Updated Section) ConfigurationFlags

The **ConfigurationFlags** value specifies whether the RRAS functionality is enabled or not. **It MUST be defined under the following registry key.**

~~It MUST be defined under the registry key~~

HKEY\_LOCAL\_MACHINE\SYSTEM\CurrentControlSet\services\RemoteAccess

This MUST be of type REG\_DWORD. This SHOULD be either 0 or 1. A value 0 SHOULD be used to specify that RRAS is disabled and a value 1 SHOULD be used to denote that RRAS is enabled.

#### 2.2.3.4.8 (Updated Section) AllowNetworkAccess

The **AllowNetworkAccess** value specifies whether RRAS can route packets between interfaces or not. It MUST be defined under one of the following registry keys.

~~It MUST be defined under the registry key~~

HKEY\_LOCAL\_MACHINE\SYSTEM\CurrentControlSet\services\RemoteAccess\Parameters\Ip

or

HKEY\_LOCAL\_MACHINE\SYSTEM\CurrentControlSet\services\RemoteAccess\Parameters\Ipv6

based on whether it is specifying the setting for IPv4 or IPv6. This MUST be of type REG\_DWORD. This SHOULD be either 0 or 1. A value of 0 is used to specify that routing is not be allowed and a value of 1 is used to specify that routing is allowed.

#### 2.2.3.4.9 (Updated Section) EnableIn

The **EnableIn** value specifies whether remote access is enabled for the specific protocol (IPv4 or IPv6) or not. It MUST be defined under one of the following registry keys.

~~It MUST be defined under the registry key~~

HKEY\_LOCAL\_MACHINE\SYSTEM\CurrentControlSet\services\RemoteAccess\Parameters\Ip

or

HKEY\_LOCAL\_MACHINE\SYSTEM\CurrentControlSet\services\RemoteAccess\Parameters\Ipv6

based on whether it is specifying the setting for IPv4 or IPv6. This MUST be of type REG\_DWORD. This SHOULD be either 0 or 1. A value of 0 SHOULD be used to specify that remote access is not enabled for the data traffic and a value of 1 SHOULD be used to specify that the remote access is enabled for the data traffic.

#### 2.2.3.4.10 (Updated Section) EnableNetbtBcastFwd

The **EnableNetbtBcastFwd** value specifies whether remote access clients can use NETBIOS over TCP/IP (NETBT) [RFC1002] to perform broadcast name resolution or not. It MUST be defined under one of the following registry keys.

~~It MUST be defined under the registry key~~

HKEY\_LOCAL\_MACHINE\SYSTEM\CurrentControlSet\services\RemoteAccess\Parameters\Ip

or

HKEY\_LOCAL\_MACHINE\SYSTEM\CurrentControlSet\services\RemoteAccess\Parameters\Ipv6

based on whether it is specifying the setting for IPv4 or IPv6. This MUST be of type REG\_DWORD. This SHOULD be either 0 or 1. A value of 0 SHOULD be used to specify that this service is disabled and a value of 1 SHOULD be used to specify that this service is enabled.

#### 2.2.3.4.11 (Updated Section) IpAddress

The **IpAddress** value specifies a valid IPv4 address in dotted notation which along with IpMask specifies the static address pool to be used to configure remote access clients and demand dial peers. This registry value specifies the static address range if the StaticAddressPool registry is not configured. It MUST be defined under the following registry key.

~~It MUST be defined under the registry key~~

HKEY\_LOCAL\_MACHINE\SYSTEM\CurrentControlSet\services\RemoteAccess\Parameters\Ip

This MUST be of type REG\_SZ.

#### 2.2.3.4.12 (Updated Section) IpMask

The **IpMask** value specifies a valid IPv4 address mask in dotted notation specifying the subnet mask or the prefix which along with **IpAddress** specifies the static address pool to be used to configure remote access clients and demand dial peers, see [RFC950]. This registry value specifies the static address range if StaticAddressPool registry is not configured. **It MUST be defined under the following registry key.**

~~It MUST be defined under the registry key~~

HKEY\_LOCAL\_MACHINE\SYSTEM\CurrentControlSet\services\RemoteAccess\Parameters\Ip

This MUST be of type REG\_SZ.

#### 2.2.3.4.13 (Updated Section) NetworkAdapterGUID

The **NetworkAdapterGUID** value specifies the GUID associated with the adapter that is used to obtain IP addresses, the DNS and WINS servers to be assigned to the remote access, and demand dial IPv4 remote endpoints. **It MUST be defined under the following registry key.**

~~It MUST be defined under the registry key~~

HKEY\_LOCAL\_MACHINE\SYSTEM\CurrentControlSet\services\RemoteAccess\Parameters\Ip

This MUST be of type REG\_SZ.

#### 2.2.3.4.14 (Updated Section) UseDhcpAddressing

The **UseDhcpAddressing** value specifies whether the RRAS server uses a DHCP server to obtain IP addresses to be assigned for remote access and demand dial connections. **It MUST be defined under the following registry key.**

~~It MUST be defined under the registry key~~

HKEY\_LOCAL\_MACHINE\SYSTEM\CurrentControlSet\services\RemoteAccess\Parameters\Ip

This MUST be of type REG\_DWORD. This SHOULD be either 0 or 1. A value of 0 specifies that IP addresses for IPv4 are assigned from the static IP address pool. A value of 1 is used to specify that IP addresses for IPv4 are obtained from a DHCP server.

#### 2.2.3.4.15 (Updated Section) StaticAddressPool

The **StaticAddressPool** registry subkey MUST be defined under the following registry key:

HKEY\_LOCAL\_MACHINE\SYSTEM\CurrentControlSet\services\RemoteAccess\Parameters\Ip

This in turn MUST comprise of subkeys numbered from 0, with each subkey specifying the values that form a static address range. For example, there can be a registry key

~~HKEY\_LOCAL\_MACHINE\SYSTEM\CurrentControlSet\services\RemoteAccess\Parameters\Ip\StaticAddressPool\0~~

~~which that~~ provides one static IPv4 address range to be used to assign IPv4 addresses to remote access and demand dial interfaces **as follows.**

~~HKEY\_LOCAL\_MACHINE\SYSTEM\CurrentControlSet\services\RemoteAccess\Parameters\Ip\StaticAddressPool\0~~

**These values MUST be of type REG\_DWORD.** Each range MUST be specified using the values "From" and "To". ~~These values MUST be of type REG\_DWORD.~~ The "From" value MUST specify the starting of the IPv4 address range and the "To" value MUST specify the ending of the IPv4 address range.

#### 2.2.3.4.16 (Updated Section) AdvertiseDefaultRoute

The **AdvertiseDefaultRoute** value specifies whether the default route is advertised over IPv6 router advertisement for remote access or demand-dial based tunnels. It MUST be defined under the following registry key.

~~It MUST be defined under the registry key~~

HKEY\_LOCAL\_MACHINE\SYSTEM\CurrentControlSet\services\RemoteAccess\Parameters\Ipv6

This MUST be of type REG\_DWORD. This SHOULD be either 0 or 1. A value of 0 specifies that the default route is not advertised and a value of 1 specifies that the default route is advertised.

#### 2.2.3.4.17 (Updated Section) StaticPrefixPool

The **StaticPrefixPool** key MUST be defined under the following registry key.

HKEY\_LOCAL\_MACHINE\SYSTEM\CurrentControlSet\services\RemoteAccess\Parameters\Ipv6

There MUST be a subkey for each IPv6 prefix and the subkey SHOULD be numbered from 0. For example, the registry path for an IPv6 prefix could be

HKEY\_LOCAL\_MACHINE\SYSTEM\CurrentControlSet\services\RemoteAccess\Parameters\Ipv6\StaticPrefixPool\0

Under this subkey, the values "From" and "To" MUST be defined of type REG\_BINARY which specify the prefix to be used for IPv6 as a 16-byte value.

#### 2.2.3.4.18 (Updated Section) Accounting Settings

The accounting settings for the RRAS server SHOULD be defined under the following registry key.

HKEY\_LOCAL\_MACHINE\SYSTEM\CurrentControlSet\services\RemoteAccess\Accounting.

##### 2.2.3.4.18.1 (Updated Section) AcctGroupName

The **AcctGroupName** value specifies the name of the RADIUS server or server group that provides accounting. It MUST be defined under the following registry key.

HKEY\_LOCAL\_MACHINE\SYSTEM\CurrentControlSet\services\RemoteAccess\Accounting

This value MUST be of type REG\_SZ. ~~This specifies the name of the RADIUS server or server group that provides accounting.~~

##### 2.2.3.4.18.2 (Updated Section) ActiveProvider

The **ActiveProvider** value defines a GUID corresponding to the current accounting provider. It MUST be defined under the following registry key.

HKEY\_LOCAL\_MACHINE\SYSTEM\CurrentControlSet\services\RemoteAccess\Accounting\Providers

This MUST be of type REG\_SZ. ~~This defines a GUID corresponding to the current accounting provider.~~ ~~This~~ SHOULD be either {1AA7F846-C7F5-11D0-A376-00C04FC9DA04} to specify the default accounting provider, or {1AA7F840-C7F5-11D0-A376-00C04FC9DA04} to specify RADIUS accounting provider.

##### 2.2.3.4.18.3 (Updated Section) RADIUS-based Accounting Settings

For **RADIUS** accounting, the **RADIUS** server information SHOULD be specified under the following registry key.

HKEY\_LOCAL\_MACHINE\SYSTEM\CurrentControlSet\services\RemoteAccess\Accounting\Providers\{1A A7F840-C7F5-11D0-A376-00C04FC9DA04}\Servers.<243>

There SHOULD be one subkey for each RADIUS server and the RADIUS server-specific settings SHOULD be present under this subkey as registry values. For example, the accounting settings specific to a RADIUS server Server1 SHOULD be present under the following registry key:

HKEY\_LOCAL\_MACHINE\SYSTEM\CurrentControlSet\services\RemoteAccess\Accounting\Providers\{1A A7F840-C7F5-11D0-A376-00C04FC9DA04}\Servers\Server1.

#### 2.2.3.4.18.3.1 Score

The **Score** value specifies the initial responsiveness score of the RADIUS server. This MUST be of type REG\_DWORD. This can be any valid positive integer.

#### 2.2.3.4.18.3.2 (Updated Section) AcctPort

This **AcctPort** value specifies the UDP port that the RADIUS server is waiting on, for processing accounting requests. This MUST be of type REG\_DWORD. This can be any valid UDP port number on which the RADIUS server is configured to listen for accounting messages.

#### 2.2.3.4.18.3.3 (Updated Section) Timeout

This **Timeout** value specifies the time in seconds that the RRAS server waits for a response from the RADIUS server before trying the next configured RADIUS server. This MUST be of type REG\_DWORD. This can be any valid positive integer.

#### 2.2.3.4.18.3.4 (Updated Section) EnableAccountingOnOff

This **EnableAccountingOnOff** value specifies whether RADIUS Accounting-On and Accounting-Off messages are to be sent by the RRAS server when it starts up and shuts down, respectively. This MUST be of type REG\_DWORD. It SHOULD be either 0 or 1. A value 0 SHOULD be used to specify that the Accounting On/Off messages need not be sent by RRAS server and a value 1 SHOULD be used to specify that these messages need to be sent by RRAS server.

#### 2.2.3.4.19 (Updated Section) Authentication Settings

The **Authentication** settings for the RRAS server SHOULD be defined under the following registry key:

HKEY\_LOCAL\_MACHINE\SYSTEM\CurrentControlSet\services\RemoteAccess\Authentication.

#### 2.2.3.4.19.1 (Updated Section) AuthGroupName

This **AuthGroupName** value specifies the name of the RADIUS server or server group that provides authentication services. It MUST be defined under the following registry key:

HKEY\_LOCAL\_MACHINE\SYSTEM\CurrentControlSet\services\RemoteAccess\Authentication.

This value MUST be of type REG\_SZ. This specifies the name of the RADIUS server or server group that provides authentication services.

#### 2.2.3.4.19.2 (Updated Section) CRPName

This value MUST be defined under the registry key  
HKEY\_LOCAL\_MACHINE\SYSTEM\CurrentControlSet\services\RemoteAccess\Authentication.

This value MUST be of type REG\_SZ. This The CRPName value specifies the connection request policy (CRP) name which will designate whether connection requests are processed locally or forwarded to a remote RADIUS server. It MUST be defined under the following registry key.

HKEY\_LOCAL\_MACHINE\SYSTEM\CurrentControlSet\services\RemoteAccess\Authentication.

This value MUST be of type REG\_SZ.

#### 2.2.3.4.19.3 (Updated Section) ActiveProvider

This The ActiveProvider value defines a GUID corresponding to the current authentication provider. It MUST be defined under the following registry key.

HKEY\_LOCAL\_MACHINE\SYSTEM\CurrentControlSet\services\RemoteAccess\Authentication\Providers.

This MUST be of type REG\_SZ. This defines a GUID corresponding to the current authentication provider. This It SHOULD be either {1AA7F841-C7F5-11D0-A376-00C04FC9DA04} to specify the default authentication provider or {1AA7F83F-C7F5-11D0-A376-00C04FC9DA04} to specify the RADIUS authentication provider.

#### 2.2.3.4.19.4 RADIUS-based Authentication Settings

For RADIUS authentication, the RADIUS server information SHOULD<244> be specified under the following registry key.

HKEY\_LOCAL\_MACHINE\SYSTEM\CurrentControlSet\services\RemoteAccess\Authentication\Providers\{1AA7F83F-C7F5-11D0-A376-00C04FC9DA04}\Servers

There SHOULD be one subkey for each RADIUS server and the RADIUS server specific settings SHOULD be present under this subkey as registry values. For example, the authentication settings specific to a RADIUS server Server1 SHOULD be present under the following registry key.

HKEY\_LOCAL\_MACHINE\SYSTEM\CurrentControlSet\services\RemoteAccess\Authentication\Providers\{1AA7F83F-C7F5-11D0-A376-00C04FC9DA04}\Servers\Server1

##### 2.2.3.4.19.4.1 (Updated Section) Score

This The Score value specifies the initial responsiveness score of the RADIUS server. This MUST be of type REG\_DWORD. This can be any valid positive integer.

##### 2.2.3.4.19.4.2 (Updated Section) AuthPort

This The AuthPort value specifies the UDP port that the RADIUS server is waiting on, for processing authentication requests. This MUST be of type REG\_DWORD. This can be any valid UDP port number on which the RADIUS server is configured to listen for authentication messages.

##### 2.2.3.4.19.4.3 (Updated Section) Timeout

This The Timeout value specifies the time in seconds that the RRAS server waits for a response from the RADIUS server before trying the next configured RADIUS server. This MUST be of type REG\_DWORD. This can be any valid positive integer.

##### 2.2.3.4.19.4.4 (Updated Section) SendSignature

This The SendSignature value specifies whether a message authenticator need to be sent with each RADIUS authentication message or not. This MUST be of type REG\_DWORD. It SHOULD be either zero (0) or one (1). A zero (0) value SHOULD be used to specify that the message authenticator need not be sent with each RADIUS message and a value one (1) value SHOULD be used to specify that message authenticator need to be sent with each RADIUS message.



## 2.2.4 Error Codes

This section lists additional error codes that can be used to convey specific error conditions to the RRAS client. These codes have been implemented in addition to the common error codes defined in [MS-ERREF].

Return value	Description
0x00000258 PENDING	An operation is pending.
0x00000259 ERROR_INVALID_PORT_HANDLE	An invalid port handle was detected.
0x0000025B ERROR_BUFFER_TOO_SMALL	The caller's buffer is too small.
0x00000260 ERROR_DEVICE_DOES_NOT_EXIST	The specified device does not exist.
0x00000267 ERROR_PORT_NOT_FOUND	The specified port was not found.
0x0000026A ERROR_PORT_NOT_OPEN	The specified port is not open.
0x0000026D ERROR_CANNOT_OPEN_PHONEBOOK	The phonebook file could not be opened.
0x0000026E ERROR_CANNOT_LOAD_PHONEBOOK	The phonebook file could not be loaded.
0x0000026F ERROR_CANNOT_FIND_PHONEBOOK_ENTRY	The phonebook entry for the specified connection could not be found.
0x00000386 ERROR_UNKNOWN_PROTOCOL_ID	The specified protocol identifier is not known to the router.
0x00000387 ERROR_DDM_NOT_RUNNING	The Demand-dial Interface Manager is not running.
0x00000388 ERROR_INTERFACE_ALREADY_EXISTS	An interface with this name is already registered with the router.
0x00000389 ERROR_NO_SUCH_INTERFACE	An interface with this name is not registered with the router.
0x0000038A ERROR_INTERFACE_NOT_CONNECTED	The interface is not connected.
0x0000038C ERROR_INTERFACE_CONNECTED	The interface cannot be deleted, because it is connected.
0x0000038E ERROR_ALREADY_CONNECTING	The interface is already in the process of connecting.
0x0000038F ERROR_UPDATE_IN_PROGRESS	An update of routing information on this interface is already in progress.

Return value	Description
0x00000394 ERROR_INTERFACE_DISABLED	The interface is in a disabled state.
0x0000039D ERROR_INTERFACE_HAS_NO_DEVICES	There are no routing enabled ports available for use by this demand-dial interface.
0x000003A0 ERROR_SERVICE_IS_PAUSED	The Demand-dial Interface Manager is in a paused state. The request could not be processed.
0x000003B4 ERROR_PROTOCOL_ALREADY_INSTALLED	The transport is already installed with the router.
0x8004A024 NETCFG_E_NO_WRITE_LOCK	Another application currently owns the lock on network configuration.

## 2.2.5 REMRAS Common Messages

In addition to DCOM base types and definitions specified in [MS-DCOM], additional data types are defined in this section.

All multi-byte integer values in the messages declared in this section use little-endian byte order.

### 2.2.5.1 (Updated Section) Structures

The structures specified in this section are used as fields in one or more messages in the REMRAS DCOM interfaces.

#### 2.2.5.1.1 (Updated Section) IPV6Address

The **IPV6Address** structure SHOULD<245> contain an IPv6 Address.

```
typedef struct tagIPV6Address
{
    unsigned char bytes[16];
}IPV6Address;
```

**bytes:** This is a 16-byte char array that contains IPv6 address.

### 3 (Updated Section) Protocol Details

There are three components to the RRAS management - the RPC and DCOM interfaces, the phonebook file settings, and the registry settings. The RPC and DCOM interfaces enable remote management of the RRAS runtime. It comprises two RPC interfaces DIMSVC and RASRPC, and the DCOM set of REMRAS interfaces.

The RPC interfaces enable remote management of the RRAS runtime. It comprises two RPC interfaces — DIMSVC and RASRPC.

The phonebook file specifies the site-to-site connection settings and RRAS validates the phonebook entries used as a part of RRAS RPC methods using the phonebook file. The phonebook entries (specified through the RPC methods) are valid if there are corresponding phonebook entry sections that have the same name. The phonebook file format is described in section 2.2.2.

The registry settings specify the RRAS configuration. RRAS initializes its runtime configuration using the registry settings described in section 2.2.3. Subsequently the RRAS RPC interfaces provide the remote management of these runtime configuration settings. RRAS is responsible for updating the configuration changes back to the registry store. RRAS initializes the RRAS RPC interfaces as given in section 3.1.6.2 and 3.3.6.2. RRAS server passes the value of two of the registry keys that impacts RRAS protocol behavior as a part of this initialization as defined in section 3.1.6. RRAS stores these values in the ADM variables as defined in section 3.1.1. The other registry settings do not impact the RRAS protocol behavior and only impact the configuration used by RRAS. Both RRAS and RRAS reside on the same server. That portion of the server which implements the management semantics, which the RRAS protocol remotely makes available remotely, is referred to as the RRAS server or RRAS implementation.

#### 3.1 (Updated Section) DIMSVC Interface Server Details

For the list of methods supported by this interface, refer to Appendix A: Full IDL (section 6), UUID (8f09f000-b7ed-11ce-bbd2-00001a181cad).

##### 3.1.1 Abstract Data Model

This section describes a conceptual model that an implementation can maintain to participate in this protocol. The described organization is provided to facilitate the explanation of how the protocol behaves. This document does not mandate that implementations adhere to this model, as long as their external behavior is consistent with that described in this document.

RRAS protocol provides the remoting capability to the underlying RRAS implementation's management objects and methods. The following data variables affect the protocol behavior.

**RouterType:** This 4-byte variable specifies the currently defined RRAS role type. It is a combination of the flags as specified under section 2.2.3.4.1. As a part of the initialization, the RRAS server specifies this value for the RRAS server to initialize with **Start DIMSVC**, as defined in section 3.1.6. This value remains the same and will be refreshed only when the RRAS server is shut down and initialized again.

**SupportedTransportsList:** This specifies the list of transport identifiers that are supported by RRAS. As a part of the initialization, RRAS specifies this value for the RRAS server to initialize with **Start DIMSVC** as defined in section 3.1.6. This list remains static and will be refreshed only when the RRAS server is shut down and initialized again. Each transport identifier is a 4-byte value and can be one of the following values. <246>

Value	Meaning
PID_IPX	IPX protocol

Value	Meaning
0x0000002B	
PID_IP 0x00000021	IPv4 protocol
PID_IPV6 0x00000057	IPv6 protocol

**PhonebookEntryNameList:** This specifies the list of **phonebook entry names** (section 2.2.2.1). The RRASM server loads the phonebook file and regenerates this list when any of the following methods are called:

RRouterInterfaceCreate (section 3.1.4.13)

RRouterInterfaceGetInfo (section 3.1.4.14)

RRouterInterfaceSetInfo (section 3.1.4.15)

RasRpcDeleteEntry (section 3.3.4.1)

**InterfaceList:** This specifies the list of interfaces configured in the RRAS server. Each entry in this list is comprised of an interface name of type LPWSTR and an interface handle of type DWORD. This list is populated using the InterfaceName registry value (section 2.2.3.2.1.1) for each interface as specified in section 2.2.3.2. As a part of the initialization, RRAS specifies this list with the interface name and handle specified for each entry. The interface handle is an opaque value for RRAS. This list is specified as a part of Start **DIMSVC** as defined in section 3.1.6. This list is updated when the following methods are called:

RRouterInterfaceCreate (section 3.1.4.13)

RRouterInterfaceDelete (section 3.1.4.16)

There are no additional states maintained by RRASM other than those maintained by [MS-RPCE].

### 3.1.2 Timers

No timers are required beyond those used internally by the RPC to implement resiliency to network outages, as specified in [MS-RPCE] section 3.2.3.2.1.

### 3.1.3 Initialization

The **DIMSVC** RPC interface of RRASM server MUST be initialized by RRAS as described in the Start **DIMSVC** abstract interface defined in section 3.1.6. As a part of the initialization process, the RRASM protocol server MUST register the RPC interface as specified in section 2.1.1.

### 3.1.4 (Updated Section) Message Processing Events and Sequencing Rules

To receive incoming remote calls for this interface, the server MUST implement an RPC endpoint using the UUID, 8f09f000-b7ed-11ce-bbd2-00001a181cad. As a part of the message processing, RRASM performs validation parameters as specified under the methods in this section. It then passes the information to the actual RRAS implementation using **Invoke DIMSVC Method method**. The **Invoke DIMSVC Method method** will return any data required and the completion status of the operation is sent back to the client over the **DIMSVC** interface of RRASM protocol.

The RRASM server MUST perform a strict Network Data Representation (NDR) data consistency check at target level 5.0, as specified in [MS-RPCE] section 3.

In the following table, the term "Reserved for local use" means that the clients MUST NOT send the opnum, and the server behavior is undefined because it does not affect interoperability.

All methods MUST NOT throw exceptions. No exceptions are thrown beyond those thrown by the underlying RPC protocol [MS-RPCE].

Methods in RPC Opnum ~~Order~~order

Method	Description
RMprAdminServerGetInfo	Retrieves port-related configuration information for the specified RRAS server. Opnum: 0
RRasAdminConnectionEnum	Retrieves the list of active connections. Opnum: 1
RRasAdminConnectionGetInfo	Retrieves the connection information for a specific connection. Opnum: 2
RRasAdminConnectionClearStats	Resets the statistics counters for the connection. Opnum: 3
RRasAdminPortEnum	Retrieves the list of all ports on a RRAS server, or the ports for a specified connection. Opnum: 4
RRasAdminPortGetInfo	Retrieves the port information for a specific port. Opnum: 5
RRasAdminPortClearStats	Resets the counters for the specified port. Opnum: 6
RRasAdminPortReset	Performs access validation. Opnum: 7
RRasAdminPortDisconnect	Initiates the disconnect of the connection on a specified port. Opnum: 8
RRouterInterfaceTransportSetGlobalInfo	Sets global information for the specified IP transport. Opnum: 9
RRouterInterfaceTransportGetGlobalInfo	Gets the entire global information for the specified transport. Opnum: 10
RRouterInterfaceGetHandle	Retrieves the handle of the specified interface. Opnum: 11
RRouterInterfaceCreate	Creates an interface on a specified RRAS server. Opnum: 12
RRouterInterfaceGetInfo	Retrieves information for a specified interface on a specified RRAS server. Opnum: 13
RRouterInterfaceSetInfo	Sets information for a specified interface on a specified server. Opnum: 14
RRouterInterfaceDelete	Deletes an interface on a specified server.

Method	Description
	Opnum: 15
RRouterInterfaceTransportRemove	Removes an existing IP transport from the RRAS server. Opnum: 16
RRouterInterfaceTransportAdd	Adds an IP transport to a specified interface. Opnum: 17
RRouterInterfaceTransportGetInfo	Retrieves information about an IP transport running on a specified interface. Opnum: 18
RRouterInterfaceTransportSetInfo	Sets information about an IP transport running on a specified interface. Opnum: 19
RRouterInterfaceEnum	Retrieves the list of all the interfaces from the specified server. Opnum: 20
RRouterInterfaceConnect	Establishes a connection for the specified interface. Opnum: 21
RRouterInterfaceDisconnect	Disconnects the specified interface on the specified RRAS server. Opnum: 22
RRouterInterfaceUpdateRoutes	Updates routing information for a given IP transport on a specified interface on the RRAS server. Opnum: 23
RRouterInterfaceQueryUpdateResult	Returns the result of the last RRouterInterfaceUpdateRoutes request. Opnum: 24
RRouterInterfaceUpdatePhonebookInfo	Forces the router to pick up changes made on a specified demand-dial interface. Opnum: 25
RMIBEntryCreate	Creates an MIB entry that is used by the RRAS to create a route entry in the IPv4 routing table. Opnum: 26
RMIBEntryDelete	Deletes an MIB entry in an IPv4 forwarding table. Opnum: 27
RMIBEntrySet	Modifies an MIB entry in the IPv4 forwarding table. Opnum: 28
RMIBEntryGet	Retrieves the value of a RRAS MIB entry that corresponds to the transport. Opnum: 29
RMIBEntryGetFirst	Retrieves the first value of an entry corresponding to the transport, protocol, and the MIB entry. Opnum: 30
RMIBEntryGetNext	Retrieves the next entry corresponding to the transport protocol, and the MIB entry. Opnum: 31

Method	Description
RMIBGetTrapInfo	Queries the module that set a trap event for more information about the trap. Opnum: 32
RMIBSetTrapInfo	Specifies a handle to an event that is signaled whenever a trap needs to be issued. Opnum: 33
RRasAdminConnectionNotification	Registers an event object with the RRAS server. Opnum: 34
RRasAdminSendUserMessage	Sends a message to the user connected on the specified connection. Opnum: 35
RRouterDeviceEnum	Retrieves the list of all the devices from the specified server. Opnum: 36
RRouterInterfaceTransportCreate	Creates a new transport on the RRAS server. Opnum: 37
RRouterInterfaceDeviceGetInfo	Retrieves information for a specified device, for a specified interface on a specified server. Opnum: 38
RRouterInterfaceDeviceSetInfo	Sets the information for a specified device, for a specified interface on a specified server. Opnum: 39
RRouterInterfaceSetCredentialsEx	Sets extended credentials (other than username and password) information for an interface. Opnum: 40
RRouterInterfaceGetCredentialsEx	Retrieves extended credentials information for the specified interface. Opnum: 41
RRasAdminConnectionRemoveQuarantine	Removes quarantine filters on a dialed-in RRAS client. Opnum: 42
RMprAdminServerSetInfo	Sets port information on a specified server. Opnum: 43
RMprAdminServerGetInfoEx	Gets the device configuration information for PPTP, L2TP, SSTP, and IKEv2 on a server. Opnum: 44
RRasAdminConnectionEnumEx	Retrieves the list of all active connections for a specified RRAS server. Opnum: 45
RRasAdminConnectionGetInfoEx	Retrieves the connection information for a specific connection. Opnum: 46
RMprAdminServerSetInfoEx	Sets the device configuration information for PPTP, L2TP, SSTP, and IKEv2 on a specified server. Opnum: 47
RRasAdminUpdateConnection	Updates the endpoint by sending MOBIKE on a connection specified on a specified server.

Method	Description
	Opnum: 48
RRouterInterfaceSetCredentialsLocal	Sets credentials information for an interface. Opnum: 49
RRouterInterfaceGetCredentialsLocal	Gets credentials information for an interface. Opnum: 50
RRouterInterfaceGetCustomInfoEx	Gets the tunnel-specific custom configuration for an interface. Opnum: 51
RRouterInterfaceSetCustomInfoEx	Sets the tunnel-specific custom configuration for an interface. Opnum: 52

### 3.1.4.1 (Updated Section) RMprAdminServerGetInfo (Opnum 0)

The **RMprAdminServerGetInfo** method retrieves port-related configuration information for the specified RRAS server using the handle *hDimServer*. The *dwLevel* defines the type of information requested. The caller MUST pass a pointer to a valid DIM\_INFORMATION\_CONTAINER (section 2.2.1.2.1). The caller SHOULD free the memory pointed to by *pInfoStruct*.

```
DWORD RMprAdminServerGetInfo (
    [in] DIM_HANDLE hDimServer,
    [in] DWORD dwLevel,
    [out] PDIM_INFORMATION_CONTAINER pInfoStruct
);
```

**hDimServer:** A handle to the RRASM server where the call is executed, see section 3.1.3.

**dwLevel:** This is of type **DWORD** and MUST be set to one of the following values.

Value	Meaning
0	After the <b>function method</b> returns, the memory pointed by <b>pInfoStruct-&gt;pBuffer</b> is interpreted as MPR_SERVER_0 (section 2.2.1.2.62).
1	After the <b>function method</b> returns, the memory pointed by <b>pInfoStruct-&gt;pBuffer</b> is interpreted as MPR_SERVER_1 (section 2.2.1.2.63).<247>
2	After the <b>function method</b> returns, the memory pointed by <b>pInfoStruct-&gt;pBuffer</b> is interpreted as MPR_SERVER_2 (section 2.2.1.2.64).<248>

**pInfoStruct:** This is a pointer of type **DIM\_INFORMATION\_CONTAINER**.

**DIM\_INFORMATION\_CONTAINER.dwBufferSize** SHOULD be initialized to zero (0). Upon successful return, the **pInfoStruct->pBuffer** is typecast to **MPR\_SERVER\_0**, **MPR\_SERVER\_1**,<249> or **MPR\_SERVER\_2**<250> based on the *dwLevel* value.

**Return Values:** A 32-bit, unsigned integer value that indicates return status. A return value of ERROR\_SUCCESS (0x00000000) indicates that the operation was completed successfully; otherwise, the return value contains an error code, as specified in [MS-ERREF] or in section 2.2.4. All values not in the table that follows MUST be treated the same by the RRASM client.



Return value/code	Description
ERROR_SUCCESS 0x00000000	The call was successful.
ERROR_ACCESS_DENIED 0x00000005	The calling application does not have sufficient privileges as specified in section 2.1.1.1.

The *opnum* field value for this method is 0.

When processing this call, the RRASM server MUST do the following:

- Validate, as specified in section 2.1.1.1, whether this method was called by a client that has access to the method. If the client does not have access, then return error ERROR\_ACCESS\_DENIED (0x00000005).
- If *pInfoStruct* is NULL, return an error other than those specified in the previous table.
- If *dwLevel* is not supported, return an error other than one of the errors specified in the preceding table.
- Call the abstract interface **Invoke DIMSVC Method** specifying the operation and the parameters to enable RRAS server to perform the required management task.
- If the RRAS server processes the request successfully, populate *pInfoStruct* with the information returned by the RRAS server. Return ERROR\_SUCCESS (0x00000000).
- Otherwise return the error provided by the RRAS server.

No exceptions are thrown beyond those thrown by the underlying RPC protocol [MS-RPCE].

### 3.1.4.2 (Updated Section) RRasAdminConnectionEnum (Opnum 1)

The **RRasAdminConnectionEnum** method retrieves the list of active connections for a specified RRASM server identified by the handle *hDimServer*. The *dwLevel* specifies the type of information requested. The caller MUST pass a pointer to a valid DIM\_INFORMATION\_CONTAINER (section 2.2.1.2.1), where **DIM\_INFORMATION\_CONTAINER.dwBufferSize** is initialized to zero (0). After the function returns, the caller SHOULD free the memory pointed to by **pInfoStruct**.

```

DWORD RRasAdminConnectionEnum(
    [in] DIM_HANDLE hDimServer,
    [in] DWORD dwLevel,
    [in, out] PDIM_INFORMATION_CONTAINER pInfoStruct,
    [in] DWORD dwPreferredMaximumLength,
    [out] LPDWORD lpdwEntriesRead,
    [out] LPDWORD lpdwTotalEntries,
    [in, out, unique] LPDWORD lpdwResumeHandle
);

```

**hDimServer:** A handle to the RRASM server where the call is executed, see section 3.1.3.

**dwLevel:** This is of type **DWORD** and SHOULD be set to one of the following values.

Value	Meaning
0	After the function returns, the memory pointed to by <i>pInfoStruct-&gt;pBuffer</i> is interpreted as an array of RASI_CONNECTION_0 (section 2.2.1.2.78). The size of the array is determined by <i>lpdwEntriesRead</i> .

Value	Meaning
1	After the function returns, the memory pointed to by pInfoStruct->pBuffer is interpreted as an array of RASI_CONNECTION_1 (section 2.2.1.2.79). The size of the array is determined by <i>lpdwEntriesRead</i> .
2	After the function returns, the memory pointed to by pInfoStruct->pBuffer is interpreted as an array of RASI_CONNECTION_2 (section 2.2.1.2.80). The size of the array is determined by <i>lpdwEntriesRead</i> .
3	After the function returns, the memory pointed to by pInfoStruct->pBuffer is interpreted as an array of RASI_CONNECTION_3 (section 2.2.1.2.81). The size of the array is determined by <i>lpdwEntriesRead</i> .
4	After the function returns, the memory pointed to by pInfoStruct->pBuffer is interpreted as an array of RAS_CONNECTION_4_IDL (section 2.2.1.2.236). The size of the array is determined by <i>lpdwEntriesRead</i> .

**pInfoStruct:** This is a pointer of type **DIM\_INFORMATION\_CONTAINER**, and **DIM\_INFORMATION\_CONTAINER.dwBufferSize** is initialized to zero (0). Upon successful return, the pInfoStruct->pBuffer is a typecast array of **RASI\_CONNECTION\_0**, **RASI\_CONNECTION\_1**, **RASI\_CONNECTION\_2**, **RASI\_CONNECTION\_3**, <251> or **RAS\_CONNECTION\_4\_IDL** based on the *dwLevel* value. The array size is determined by the value in memory pointed to by *lpdwEntriesRead*.

**dwPreferredMaximumLength:** This is of type **DWORD** and SHOULD specify the preferred maximum length of the returned data (pInfoStruct->pBuffer) in bytes.

**lpdwEntriesRead:** This is a pointer to type **DWORD** and upon a successful function-call return specifies the total number of connections enumerated from the current resume position given by *lpdwResumeHandle*.

**lpdwTotalEntries:** This is a pointer to type **DWORD** and receives the total number of connections that could have been enumerated from the current resume position given by *lpdwResumeHandle*.

**lpdwResumeHandle:** This is a pointer to type **DWORD** and specifies a resume handle that is used to continue the enumeration. The *lpdwResumeHandle* parameter is zero (0) on the first call and left unchanged on subsequent calls. The caller MUST pass the same returned value in the next call to this function; otherwise, an error is returned. If the return code is **ERROR\_MORE\_DATA**, another call can be made using this handle to retrieve more data. If the return code is not **ERROR\_MORE\_DATA**, the handle returned SHOULD be ignored. A return value of **ERROR\_SUCCESS** indicates a successful completion of the enumeration. Any return value other than **ERROR\_SUCCESS** or **ERROR\_MORE\_DATA** indicates the failure of the enumeration.

**Return Values:** A 32-bit, unsigned integer value that indicates return status. A return value of **ERROR\_SUCCESS** (0x00000000) indicates that the operation was completed successfully; otherwise, the return value contains an error code, as specified in [MS-ERREF] or in section 2.2.4. All values that are not in the table that follows MUST be treated the same by the RRASM client.

Return value/code	Description
<b>ERROR_SUCCESS</b> 0x00000000	The call was successful.
<b>ERROR_ACCESS_DENIED</b> 0x00000005	The calling application does not have sufficient privileges as specified in section 2.1.1.1.
<b>ERROR_MORE_DATA</b> 0x000000EA	Not all the data was returned with this call. To obtain additional data, call the function again using the handle that was returned in the <i>lpdwResumeHandle</i> parameter.

The opnum field value for this method is 1.

When processing this call, the RRASM server MUST do the following:

- Validate, as specified in section 2.1.1.1, whether this method was called by a client that has access to the method. If the client does not have access, then return error `ERROR_ACCESS_DENIED (0x00000005)`.
- If the RouterType (section 2.2.3.4.1) is `ROUTER_TYPE_LAN`, return an error other than those in the preceding table.
- If `pInfoStruct` is `NULL`, return an error other than those in the preceding table.
- If `dwLevel` is not supported, return an error other than those in the preceding table.
- Call the abstract interface `Invoke DIMSVC Method` specifying the operation and the parameters to enable RRAS server to perform the required management task.
- If the RRAS server processes the request successfully, populate the information returned by RRAS server in `pInfoStruct`, along with `lpdwEntriesRead`, `lpdwTotalEntries`, and `lpdwResumeHandle`, and return `ERROR_SUCCESS (0x00000000)`.
- Otherwise return the failure error that the RRAS server returns.

No exceptions are thrown beyond those thrown by the underlying RPC protocol [MS-RPCE].

### 3.1.4.3 (Updated Section) RRasAdminConnectionGetInfo (Opnum 2)

The `RRasAdminConnectionGetInfo` method retrieves the connection information for a particular connection identified by the passed handle of the connection given in `hDimConnection`. The RRAS server is identified by the server handle passed in `hDimServer`. The `dwLevel` defines the type of information requested. The caller MUST pass a pointer to a valid `DIM_INFORMATION_CONTAINER` (section 2.2.1.2.1), where `DIM_INFORMATION_CONTAINER.dwBufferSize` is initialized to zero (0). The caller SHOULD free the memory pointed to by `pInfoStruct`.

```
DWORD RRasAdminConnectionGetInfo(  
    [in] DIM_HANDLE hDimServer,  
    [in] DWORD dwLevel,  
    [in] DWORD hDimConnection,  
    [out] PDIM_INFORMATION_CONTAINER pInfoStruct  
);
```

**hDimServer:** A handle to the RRASM server where the call is executed, see section 3.1.3.

**dwLevel:** This is of type `DWORD` and MUST be set to one of the following values.

Value	Meaning
0	After the function returns, the memory pointed to by <code>pInfoStruct-&gt;pBuffer</code> is interpreted as <code>RASI_CONNECTION_0</code> (section 2.2.1.2.78).
1	After the function returns, the memory pointed to by <code>pInfoStruct-&gt;pBuffer</code> is interpreted as <code>RASI_CONNECTION_1</code> (section 2.2.1.2.79).
2	After the function returns, the memory pointed to by <code>pInfoStruct-&gt;pBuffer</code> is interpreted as an array of <code>RASI_CONNECTION_2</code> (section 2.2.1.2.80) structures.
3	After the function returns, the memory pointed to by <code>pInfoStruct-&gt;pBuffer</code> is interpreted as <code>RASI_CONNECTION_3</code> (section 2.2.1.2.81).

**hDimConnection:** This is of type **DWORD** and SHOULD be set to a particular connection identifier for which the connection information is required. Obtain this handle by calling `RRasAdminConnectionEnum` (section 3.1.4.2). Since RRASM server does not maintain connection handle information, the validation of this handle SHOULD be done by the RRAS server implementation.

**pInfoStruct:** This is a pointer of type **DIM\_INFORMATION\_CONTAINER**, and **DIM\_INFORMATION\_CONTAINER.dwBufferSize** is initialized to zero (0). Upon successful return, the `pInfoStruct->pBuffer` is a cast to an array of **RASI\_CONNECTION\_0**, **RASI\_CONNECTION\_1**, **RASI\_CONNECTION\_2**, or **RASI\_CONNECTION\_3** structures, based on the `dwLevel` value.

**Return Values:** A 32-bit, unsigned integer value that indicates return status. A return value of `ERROR_SUCCESS` (0x00000000) indicates that the operation was completed successfully; otherwise, the value contains an error code, as specified in [MS-ERREF] or section 2.2.4. All values that are not in the table that follows MUST be treated the same by the RRASM client.

Return value/code	Description
<code>ERROR_SUCCESS</code> 0x00000000	The call was successful.
<code>ERROR_ACCESS_DENIED</code> 0x00000005	The calling application does not have sufficient privileges as specified in section 2.1.1.1.

The `opnum` field value for this method is 2.

When processing this call, the RRASM server MUST do the following:

- Validate, as specified in section 2.1.1.1, whether this method was called by a client that has access to the method. If not, then return error `ERROR_ACCESS_DENIED` (0x00000005).
- If the `RouterType` is `ROUTER_TYPE_LAN`, return an error other than those in the preceding table.
- If `pInfoStruct` is `NULL`, return an error other than those in the preceding table.
- If `dwLevel` is not supported, return an error other than those in the preceding table.
- Call the abstract interface **Invoke DIMSVC Method** specifying the operation and the parameters to enable the RRAS server to perform the required management task.
- If the RRAS server successfully processes the request, populate the `pInfoStruct` with the information returned by the RRAS server and return `ERROR_SUCCESS`.
- Otherwise return the error provided by the RRAS server.

No exceptions are thrown beyond those thrown by the underlying RPC protocol [MS-RPCE].

### 3.1.4.4 (Updated Section) RRasAdminConnectionClearStats (Opnum 3)

The **RRasAdminConnectionClearStats** method resets the statistics counters for the connection identified by the passed handle in `hDimConnection`. The `hDimServer` handle specifies the RRAS server on which the call is executed.

```
DWORD RRasAdminConnectionClearStats(
    [in] DIM_HANDLE hDimServer,
    [in] DWORD hDimConnection
);
```

**hDimServer:** A handle to the RRAS server where the call is executed, see section 3.1.3.

**hDimConnection:** This is of type **DWORD** and SHOULD be set to the particular connection identifier for which the connection statistics have to be cleared. Obtain this handle by calling `RRasAdminConnectionEnum` (section 3.1.4.2). Because RRASM server does not maintain connection handle information, the validation of this handle SHOULD be done by the RRAS server implementation.

**Return Values:** A 32-bit, unsigned integer value that indicates return status. A return value of `ERROR_SUCCESS` (0x00000000) indicates that the operation was completed successfully; otherwise, it contains an error code, as specified in [MS-ERREF] or in section 2.2.4. All values that are not in the table that follows MUST be treated the same by the RRASM client.

Return value/code	Description
<code>ERROR_SUCCESS</code> 0x00000000	The call was successful.
<code>ERROR_ACCESS_DENIED</code> 0x00000005	The calling application does not have sufficient privileges as specified in section 2.1.1.1.

The `opnum` field value for this method is 3.

When processing this call, the RRASM server MUST do the following:

- Validate, as specified in section 2.1.1.1, whether this method was called by a client that has access to the method. If the client does not have access, return error `ERROR_ACCESS_DENIED` (0x00000005).
- If the **RouterType** is `ROUTER_TYPE_LAN`, return an error other than one of the errors listed in the preceding table.
- Call the abstract interface **Invoke DIMSVC** `Method:method` specifying the operation and the parameters to enable the RRAS server to perform the required management task.
- If the operation completed successfully, return `ERROR_SUCCESS` (0x00000000).
- Otherwise, return the error provided by the RRAS server.

No exceptions are thrown beyond those thrown by the underlying RPC protocol [MS-RPCE].

### 3.1.4.5 (Updated Section) `RRasAdminPortEnum` (Opnum 4)

The **`RRasAdminPortEnum`** method retrieves the list of all ports on a RRAS server, or the ports for a specified connection determined by `hRasConnection`. The `hDimServer` handle specifies the RRAS server on which the call is executed. The `dwLevel` defines the type of information requested. The caller MUST pass a pointer to a valid `DIM_INFORMATION_CONTAINER` (section 2.2.1.2.1), where **`DIM_INFORMATION_CONTAINER.dwBufferSize`** is initialized to zero (0). The caller SHOULD free the memory pointed to by `pInfoStruct`.

```
DWORD RRasAdminPortEnum(  
    [in] DIM_HANDLE hDimServer,  
    [in] DWORD dwLevel,  
    [in] DWORD hRasConnection,  
    [in, out] PDIM_INFORMATION_CONTAINER pInfoStruct,  
    [in] DWORD dwPreferredMaximumLength,  
    [out] LPDWORD lpdwEntriesRead,  
    [out] LPDWORD lpdwTotalEntries,  
    [in, out, unique] LPDWORD lpdwResumeHandle
```

);

**hDimServer:** A handle to the RRASM server where the call is to be executed, see section 3.1.3.

**dwLevel:** This is of type **DWORD** and MUST be set to the following value.

Value	Meaning
0	After the function returns, the memory pointed by pInfoStruct->pBuffer is interpreted as an array of RASI_PORT_0 (section 2.2.1.2.76). The size of the array is determined by <i>lpdwEntriesRead</i> . This includes information related to the Port object during runtime. The port objects SHOULD be initialized based on the port configurations defined by WanEndpoints (section 2.2.3.3.1.8). The Device Name is also returned as a part of each port information.

**hRasConnection:** This is of type **DWORD** and SHOULD be set to a particular connection identifier for which the connection information is required. Obtain this handle by calling RRasAdminConnectionEnum (section 3.1.4.2). If this parameter is passed as INVALID\_HANDLE\_VALUE (0xFFFFFFFF), the function enumerates all the active ports configured on the RRAS server. Since RRAS server does not maintain connection handle information, the validation of this handle SHOULD be done by the RRAS server implementation.

**pInfoStruct:** This is a pointer of type DIM\_INFORMATION\_CONTAINER (section 2.2.1.2.1), and **DIM\_INFORMATION\_CONTAINER.dwBufferSize** is initialized to zero (0). Upon successful return, the pInfoStruct->pBuffer is typecast to an array of RASI\_PORT\_0, and the array size is determined by the value to pointer *lpdwEntriesRead*.

**dwPreferredMaximumLength:** This is of type **DWORD** and SHOULD specify the preferred maximum length of returned data (pInfoStruct->pBuffer) in bytes. If *dwPreferredMaximumLength* is -1 then all existing port entries for the specified connection are returned in the buffer.

**lpdwEntriesRead:** This is a pointer to type **DWORD**. Upon successful return, this determines the total number of ports enumerated from the current resume position given by *lpdwResumeHandle*.

**lpdwTotalEntries:** This is a pointer to type **DWORD** and receives the total number of ports that could have been enumerated from the current resume position given by *lpdwResumeHandle*.

**lpdwResumeHandle:** This is a pointer to type **DWORD** and specifies a resume handle that is used to continue the enumeration. The *lpdwResumeHandle* parameter is zero (0) on the first call and left unchanged on subsequent calls (the caller MUST pass the same returned value in the next call to this function; otherwise, an error is returned). If the return code is ERROR\_MORE\_DATA (0x000000EA), another call can be made using this handle to retrieve more data. If the handle is NULL upon return, the enumeration is complete. This handle is invalid (-1) for other types of error returns.

**Return Values:** A 32-bit, unsigned integer value that indicates return status. A return value of ERROR\_SUCCESS (0x00000000) indicates that the operation was completed successfully; otherwise, it contains an error code, as specified in [MS-ERREF] or section 2.2.4. All values that are not listed in the table that follows MUST be treated the same by the RRASM client.

Return value/code	Description
ERROR_SUCCESS 0x00000000	The call was successful.
ERROR_ACCESS_DENIED 0x00000005	The calling application does not have sufficient privileges.
ERROR_MORE_DATA	Not all of the data was returned with this call. To obtain additional data, call

Return value/code	Description
0x000000EA	the function again using the handle that was returned in the <i>lpdwResumeHandle</i> parameter.

The *opnum* field value for this method is 4.

When processing this call, the RRASM server MUST do the following:

- Validate, as specified in section 2.1.1.1, whether this method was called by a client that has access to the method. If the client does not have access, then return error `ERROR_ACCESS_DENIED` (0x00000005).

If the *RouterType* (section 2.2.3.4.1) is `ROUTER_TYPE_LAN`, return an error other than those in the preceding table.

- If *pInfoStruct* is `NULL`, return an error other than those in the preceding table.
- If *dwLevel* is not supported, return an error other than those in the preceding table.
- Call the abstract interface **Invoke DIMSVC Method** specifying the operation and the parameters to enable the RRAS server to perform the required management task.
- If the RRAS server successfully processes the request, populate *pInfoStruct* with the information returned by the RRAS server and return `ERROR_SUCCESS` (0x00000000).
- Otherwise return the failure error status returned by RRAS server.

No exceptions are thrown beyond those thrown by the underlying RPC protocol [MS-RPCE].

### 3.1.4.6 (Updated Section) RRasAdminPortGetInfo (Opnum 5)

The **RRasAdminPortGetInfo** method retrieves the port information for a particular port given in *hPort* for a specified RRAS server using the handle *hDimServer*. The *dwLevel* defines the type of information requested. The caller MUST pass a pointer to a valid `DIM_INFORMATION_CONTAINER` (section 2.2.1.2.1), where `DIM_INFORMATION_CONTAINER.dwBufferSize` is initialized to zero (0). The caller SHOULD free the memory pointed to by *pInfoStruct*.

```

DWORD RRasAdminPortGetInfo(
    [in] DIM_HANDLE hDimServer,
    [in] DWORD dwLevel,
    [in] DWORD hPort,
    [out] PDIM_INFORMATION_CONTAINER pInfoStruct
);

```

**hDimServer:** A handle to the RRASM server where the call is executed, see section 3.1.3.

**dwLevel:** This is of type **DWORD** and MUST be set to any of the following values.

Value	Meaning
0	After the function returns, the memory pointed to by <i>pInfoStruct-&gt;pBuffer</i> is typecast to <code>RASI_PORT_0</code> (section 2.2.1.2.76). The size of the array is determined by <i>lpdwEntriesRead</i> .
1	After the function returns, the memory pointed to by <i>pInfoStruct-&gt;pBuffer</i> is typecast to <code>RASI_PORT_1</code> (section 2.2.1.2.77). The size of the array is determined by <i>lpdwEntriesRead</i> .

**hPort:** This is of type **DWORD** and MUST be set to the particular port identifier for which the port information is required. Obtain this handle by calling RRasAdminPortEnum (section 3.1.4.5). Since RRAS server does not maintain any port handle information, the validation of this handle SHOULD be done by the RRAS server implementation.

**pInfoStruct:** This is a pointer of type **DIM\_INFORMATION\_CONTAINER**, and **DIM\_INFORMATION\_CONTAINER.dwBufferSize** is initialized to zero (0). Upon successful return, the pInfoStruct->pBuffer is typecast to an array of the **RASI\_PORT\_0** or **RASI\_PORT\_1** structures, based on the *dwLevel* value.

**Return Values:** A 32-bit, unsigned integer value that indicates return status. A return value of ERROR\_SUCCESS (0x00000000) indicates that the operation was completed successfully; otherwise, the value contains an error code, as specified in [MS-ERREF] or section 2.2.4. All values that are not listed in the table that follows MUST be treated the same by the RRAS client.

Return value/code	Description
ERROR_SUCCESS 0x00000000	The call was successful.
ERROR_ACCESS_DENIED 0x00000005	The calling application does not have sufficient privileges, as specified in section 2.1.1.1.

The opnum field value for this method is 5.

When processing this call, the RRAS server MUST do the following:

- Validate, as specified in section 2.1.1.1, whether this method was called by a client that has access to the method. If the client does not have access, then return error ERROR\_ACCESS\_DENIED (0x00000005).
- If the **RouterType** is ROUTER\_TYPE\_LAN, return an error other than those in the preceding table.
- If *pInfoStruct* is NULL, return an error other than those in the preceding table.
- If *dwLevel* is not supported, return an error other than those in the preceding table.
- Call the abstract interface **Invoke DIMSVC Method method** specifying the operation and the parameters to enable RRAS server to perform the required management task.
- If the RRAS server successfully processes the request, populate *pInfoStruct* with the information returned by RRAS server. Return ERROR\_SUCCESS (0x00000000).
- Otherwise return the error status returned by the RRAS server.

No exceptions are thrown beyond those thrown by the underlying RPC protocol [MS-RPCE].

### 3.1.4.7 (Updated Section) RRasAdminPortClearStats (Opnum 6)

The **RRasAdminPortClearStats** method resets the counters for the specified port on the given server *hPort*. The *hDimServer* handle specifies the RRAS server on which the call is to be executed.

```
DWORD RRasAdminPortClearStats(
    [in] DIM_HANDLE hDimServer,
    [in] DWORD hPort
);
```

**hDimServer:** A handle to the RRAS server where the call is executed, see section 3.1.3.



**hPort:** This is of type **DWORD** and MUST be set to the particular port identifier for which the port information is required. Obtain this handle by calling RRasAdminPortEnum (section 3.1.4.5). Since RRASM server does not maintain port handle information, the validation of this handle SHOULD be done by the RRAS server implementation.

**Return Values:** A 32-bit, unsigned integer value that indicates return status. A return value of *ERROR\_SUCCESS* (0x00000000) indicates that the operation was completed successfully; otherwise it contains an error code, as specified in [MS-ERREF] or section 2.2.4. All values that are not in the table that follows MUST be treated the same by the RRASM client.

Return value/code	Description
ERROR_SUCCESS 0x00000000	The call was successful.
ERROR_ACCESS_DENIED 0x00000005	The calling application does not have sufficient privileges.

The opnum field value for this method is 6.

When processing this call, the RRASM server MUST do the following:

- Validate, as specified in section 2.1.1.1, whether this method was called by a client that has access to the method. If the client does not have access, then return error *ERROR\_ACCESS\_DENIED* (0x00000005).
- If **RouterType** is *ROUTER\_TYPE\_LAN*, return an error other than those in the preceding table.
- Call the abstract interface **Invoke DIMSVC** *Method* *method* specifying the operation and the parameters to enable RRAS server to perform the required management task.
- Return any error that the RRAS server can return while processing this request. Otherwise return *ERROR\_SUCCESS* (0x00000000).

No exceptions are thrown beyond those thrown by the underlying RPC protocol [MS-RPCE].

### 3.1.4.8 (Updated Section) RRasAdminPortReset (Opnum 7)

The **RRasAdminPortReset** function performs no action and always returns *ERROR\_SUCCESS* if the access validation succeeds.

```
DWORD RRasAdminPortReset(  
    [in] DIM_HANDLE hDimServer,  
    [in] DWORD hPort  
);
```

**hDimServer:** A handle to the RRASM server where the call is executed, see section 3.1.3.

**hPort:** This is of type **DWORD** and SHOULD be set to the particular port identifier for which the port information is required. Obtain this handle by calling RRasAdminPortEnum (section 3.1.4.5). This parameter is not used. Because RRASM server does not maintain port handle information, the validation of this handle SHOULD be done by the RRAS server implementation.

**Return Values:** A 32-bit, unsigned integer value that indicates return status. A return value of *ERROR\_SUCCESS* (0x00000000) indicates that the operation was completed successfully; otherwise it contains an error code, as specified in [MS-ERREF] or in section 2.2.4. All values not in the following table MUST be treated the same by the RRASM client.

Return value/code	Description
ERROR_SUCCESS 0x00000000	The call was successful.
ERROR_ACCESS_DENIED 0x00000005	The calling application does not have sufficient privileges.

The opnum field value for this method is 7.

When processing this call, the RRASM server MUST do the following:

- Validate, as specified in section 2.1.1.1, whether this method was called by a client that has access to the method. If the client does not have access, then return error ERROR\_ACCESS\_DENIED (0x00000005).
- If **RouterType** is ROUTER\_TYPE\_LAN, return an error other than those in the preceding table.
- Call the abstract interface **Invoke DIMSVC Method** specifying the operation and the parameters to enable RRAS server to perform the required management task.
- Return any error that the RRAS server returns while processing this request. Otherwise return ERROR\_SUCCESS (0x00000000).

No exceptions are thrown beyond those thrown by the underlying RPC protocol [MS-RPCE].

### 3.1.4.9 (Updated Section) RRasAdminPortDisconnect (Opnum 8)

The **RRasAdminPortDisconnect** method initiates the disconnect of the connection on a specified port. The port SHOULD have been associated with a connection. For the disconnection to be successful, the connection SHOULD have been in the connected state. The connection is the established dial-up or VPN connection that has the RRAS server as its endpoint.

```
DWORD RRasAdminPortDisconnect(
    [in] DIM_HANDLE hDimServer,
    [in] DWORD hPort
);
```

**hDimServer:** A handle to the RRASM server where the call is executed, see section 3.1.3.

**hPort:** This is of type **DWORD** and MUST be set to the port identifier of the port that is to be disconnected. Obtain this handle by calling RRasAdminPortEnum (section 3.1.4.5). Since RRASM server does not maintain port handle information, the validation of this handle SHOULD be done by the RRAS server implementation.

**Return Values:** A 32-bit, unsigned integer value that indicates return status. A return value of ERROR\_SUCCESS (0x00000000) indicates that the operation was completed successfully; otherwise, it contains an error code, as specified in [MS-ERREF] or in section 2.2.4. All values that are not in the table that follows MUST be treated the same by the RRASM client.

Return value/code	Description
ERROR_SUCCESS 0x00000000	The call was successful.
ERROR_ACCESS_DENIED 0x00000005	The calling application does not have sufficient privileges.

The opnum field value for this method is 8.

When processing this call, the RRASM server MUST do the following:

- Validate, as specified in section 2.1.1.1, whether this method was called by a client that has access to the method. If the client does not have access, then return error ERROR\_ACCESS\_DENIED (0x00000005).
- If **RouterType** is ROUTER\_TYPE\_LAN, return an error other than those in the preceding table.
- Use the **RRasAdminPortEnum** method to ensure that *hPort* is a valid port handle of an active connection. If it is not, return an error other than those in the preceding table.
- Call the abstract interface **Invoke DIMSVC** ~~Method~~ **method** specifying the operation and the parameters to enable RRAS server to perform the required management task.
- Return any error that the RRAS server returns as a part of processing this request. Otherwise return ERROR\_SUCCESS (0x00000000).

No exceptions are thrown beyond those thrown by the underlying RPC protocol [MS-RPCE].

### 3.1.4.10 (Updated Section) RRouterInterfaceTransportSetGlobalInfo (Opnum 9)

The **RRouterInterfaceTransportSetGlobalInfo** method<252> is used to set global information, for the specified transport (IPX, IPv4, or IPv6), such as disabling IPv6 filtering.

```
DWORD RRouterInterfaceTransportSetGlobalInfo(  
    [in] DIM_HANDLE hDimServer,  
    [in] DWORD dwTransportId,  
    [in] PDIM_INTERFACE_CONTAINER pInfoStruct  
);
```

**hDimServer:** A handle to the RRASM server where the call is executed, see section 3.1.3.

**dwTransportId:** Specifies the transport for which the information is set (IPX, IPv4, or IPv6). It MUST be one of the following values.<253>

Value	Meaning
PID_IPX 0x0000002B	IPX protocol
PID_IP 0x00000021	IPv4 protocol
PID_IPV6 0x00000057	IPv6 protocol

**pInfoStruct:** Specifies the pointer to a DIM\_INTERFACE\_CONTAINER (section 2.2.1.2.2).

The **fGetGlobalInfo** member of the **DIM\_INTERFACE\_CONTAINER** MUST be set to 0.

The **pGlobalInfo** and **dwGlobalInfoSize** of **DIM\_INTERFACE\_CONTAINER** MUST be set. The rest of the fields SHOULD not be set.

The **dwGlobalInfoSize** field MUST be set to the size of the information passed in **pGlobalInfo**.

The **pGlobalInfo** member MUST point to a valid RTR\_INFO\_BLOCK\_HEADER (section 2.2.1.2.3) and RTR\_TOC\_ENTRY (section 2.2.1.2.4). Otherwise, an error code is returned. The acceptable

**RTR\_TOC\_ENTRY** values depend on the transport and the RRAS server implementation support; hence the RRAS server implementation SHOULD check that *InfoType* of **RTR\_TOC\_ENTRY** is supported.

**Return Values:** A 32-bit, unsigned integer value that indicates return status. A return value of **ERROR\_SUCCESS** (0x00000000) indicates that the operation was completed successfully; otherwise, it contains an error code, as specified in [MS-ERREF] or in section 2.2.4. All values that are not in the table that follows MUST be treated the same by the RRASM client.

Return value/code	Description
<b>ERROR_SUCCESS</b> 0x00000000	The call was successful.
<b>ERROR_ACCESS_DENIED</b> 0x00000005	The calling application does not have sufficient privileges, as specified in section 2.1.1.1.

The *opnum* field value for this method is 9.

When processing this call, the RRASM server MUST do the following:

- Validate, as specified in section 2.1.1.1, whether this method was called by a client that has access to the method. If the client does not have access, then return error **ERROR\_ACCESS\_DENIED** (0x00000005).
- If *pInfoStruct* is NULL, return an error other than one of the errors specified in the preceding table.
- If *dwTransportId* is not specified in the **SupportedTransportsList**, return an error other than those specified in the preceding table.
- If the **dwGlobalInfoSize** information in *pInfoStruct* is not the same as the **Size** field of **RTR\_INFO\_BLOCK\_HEADER**, or if the **RTR\_INFO\_BLOCK\_HEADER** is not constructed properly according to section 2.2.1.2.3, return an error other than one of the errors in the preceding table.
- Call the abstract interface **Invoke DIMSVC** *Method* specifying the operation and the parameters to enable the RRAS server to perform the required management task.
- Return any error value returned as a part of the RRAS server processing. Otherwise return **ERROR\_SUCCESS** (0x00000000).

No exceptions are thrown beyond those thrown by the underlying RPC protocol [MS-RPCE].

### 3.1.4.11 (Updated Section) **RRouterInterfaceTransportGetGlobalInfo (Opnum 10)**

The **RRouterInterfaceTransportGetGlobalInfo** method<254> is used to get the entire global information for the specified transport.

```
DWORD RRouterInterfaceTransportGetGlobalInfo(
    [in] DIM_HANDLE hDimServer,
    [in] DWORD dwTransportId,
    [in, out] PDIM_INTERFACE_CONTAINER pInfoStruct
);
```

**hDimServer:** A handle to the RRASM server where the call is executed, see section 3.1.3.

**dwTransportId:** Specifies the transport for which the information is set (IPX, IPv4, or IPv6). It MUST be one of the following values.<255>

Value	Meaning
PID_IPX 0x0000002B	IPX protocol
PID_IP 0x00000021	IPv4 protocol
PID_IPV6 0x00000057	IPv6 protocol

**pInfoStruct:** Pointer to DIM\_INTERFACE\_CONTAINER (section 2.2.1.2.1). This pointer MUST NOT be NULL when calling this method and is allocated to the size of the **DIM\_INTERFACE\_CONTAINER** structure. On successful completion, the structure is populated with a **DIM\_INTERFACE\_CONTAINER** structure having valid values for **dwGlobalInfoSize** and **pGlobalInfo** fields which the caller SHOULD free when done using it.

The **fGetGlobalInfo** of **DIM\_INTERFACE\_CONTAINER** MUST be set to 1. The rest of the **DIM\_INTERFACE\_CONTAINER** fields SHOULD not be set.

The **pGlobalInfo** and **dwGlobalInfoSize** members of **DIM\_INTERFACE\_CONTAINER** will be populated on successful completion of this method.

The **pGlobalInfo** member will point to a valid RTR\_INFO\_BLOCK\_HEADER (section 2.2.1.2.3) and RTR\_TOC\_ENTRY (section 2.2.1.2.4).

On successful completion **dwGlobalInfoSize** will be set to the size of the information being passed in **pGlobalInfo**.

If **dwTransportId** is PID\_IP or PID\_IP6 and if the **InfoType** field in the RTR\_TOC\_ENTRY structure is one of the following, **pGlobalInfo** MUST be interpreted as the structure in the following table.

InfoType value	Meaning	Structure pointed to by pGlobalInfo
MS_IP_BOOTP 0x0000270F	IP BOOTP global configuration information.	IPBOOTP_GLOBAL_CONFIG (section 2.2.1.2.15 0)
MS_IP_IGMP 0x4137000A	IGMP global configuration.	IGMP_MIB_GLOBAL_CONFIG (section 2.2.1.2.1 74)
MS_IP_RIP 0x00000008	IP RIP global configuration information.	IPRIP_GLOBAL_CONFIG (section 2.2.1.2.165) (values specified are overwritten)
MS_IP_BGP 0x0137000E	BGP configuration.	When <b>dwTransportId</b> is PID_IP, the structure pointed to, at the offset is BGP_CONFIG_HEADER (section 2.2.1.2.252). When <b>dwTransportId</b> is PID_IP6, the structure pointed to, at the offset is BGP_ROUTER_V6 (section 2.2.1.2.265).
MS_IP_DHCP_ALLOCATOR 0x81372714	DHCP global configuration information.	IP_AUTO_DHCP_GLOBAL_INFO (section 2.2.1.2 .191) (values specified are overwritten)
MS_IP_DNS_PROXY	DNS proxy global configuration	IP_DNS_PROXY_GLOBAL_INFO (section 2.2.1.2

InfoType value	Meaning	Structure pointed to by pGlobalInfo
0x81372713	information.	.193) (values specified are overwritten)
MS_IP_OSPF<256> 0x0000000D	OSPF global configuration information specified is retrieved. The type field is the first field in each of the structures and this defines which of the structures MUST be used. The type field MUST be OSPF_PARAM_TYPE (section 2.2.1.1.14) and the value MUST be corresponding to the structures specified.	OSPF_ROUTE_FILTER_INFO (section 2.2.1.2.209) OSPF_PROTO_FILTER_INFO (section 2.2.1.2.210) OSPF_GLOBAL_PARAM (section 2.2.1.2.211) OSPF_ROUTE_FILTER (section 2.2.1.2.208)
MS_IP_ALG<257> 0x8137271A	Application layer gateway global configuration.	IP_ALG_GLOBAL_INFO (section 2.2.1.2.201)
MS_IPV6_DHCP 0x000003E7	DHCPv6 Relay global configuration information.	DHCPV6R_GLOBAL_CONFIG (section 2.2.1.2.158)
MS_IP_NAT 0x81372715	IP NAT global configuration information.	IP_NAT_GLOBAL_INFO (section 2.2.1.2.195)

**Return Values:** A 32-bit, unsigned integer value that indicates return status. A return value of ERROR\_SUCCESS (0x00000000) indicates that the operation was completed successfully; otherwise it contains an error code, as specified in [MS-ERREF] or in section 2.2.4. All values that are not in the table that follows MUST be treated the same by the RRASM client.

Return value/code	Description
ERROR_SUCCESS 0x00000000	The call was successful.
ERROR_ACCESS_DENIED 0x00000005	The calling application does not have sufficient privileges.

The opnum field value for this method is 10.

When processing this call, the RRASM server MUST do the following:

- Validate, as specified in section 2.1.1.1, whether this method was called by a client that has access to the method. If the client does not have access, then return error ERROR\_ACCESS\_DENIED (0x00000005).
- If *pInfoStruct* is NULL, return an error other than one of the errors specified in the preceding table.

- If *dwTransportId* is not specified in **SupportedTransportsList**, return an error other than one of the errors specified in the preceding table.
- Call the abstract interface **Invoke DIMSVC Method** specifying the operation and the parameters to enable RRAS server to perform the required management task.
- If the RRAS server successfully processes the request, populate the returned information in the *pInfoStruct* with the information returned by the RRAS server and return ERROR\_SUCCESS.
- Otherwise return the error value provided by the RRAS server.

No exceptions are thrown beyond those thrown by the underlying RPC protocol [MS-RPCE].

### 3.1.4.12 (Updated Section) RRouterInterfaceGetHandle (Opnum 11)

The **RRouterInterfaceGetHandle** method<258> retrieves the handle of the specified interface *lpwsInterfaceName* among all the ROUTER\_INTERFACE\_TYPES. The *hDimServer* handle determines the RRAS server on which the call is made.

```

DWORD RRouterInterfaceGetHandle(
    [in] DIM_HANDLE hDimServer,
    [in, string] LPWSTR lpwsInterfaceName,
    [in, out] LPDWORD phInterface,
    [in] DWORD fIncludeClientInterfaces
);

```

**hDimServer:** A handle to the RRAS server where the call is executed, see section 3.1.3.

**lpwsInterfaceName:** Pointer to a null-terminated Unicode string that specifies the name of the interface to be retrieved.

**phInterface:** This is a pointer to a **DWORD** that receives the unique identifier of the interface specified by *lpwsInterfaceName*.

**fIncludeClientInterfaces:** Specifies whether the method includes client interfaces while searching. If this parameter is 0, interfaces of type ROUTER\_IF\_TYPE\_CLIENT are ignored in the search for the interface with the name specified by *lpwsInterfaceName*. If this parameter is a **non-zero** value and an interface with the specified name exists, RRouterInterfaceGetHandle returns a handle to an interface of type ROUTER\_IF\_TYPE\_CLIENT. Since it is possible that there are several interfaces of type ROUTER\_IF\_TYPE\_CLIENT, the handle returned references the first interface that is found with the name ROUTER\_IF\_TYPE\_CLIENT specified by *lpwsInterfaceName*.

**Return Values:** A 32-bit, unsigned integer value that indicates return status. A return value of ERROR\_SUCCESS (0x00000000) indicates that the operation was completed successfully; otherwise it contains an error code, as specified in [MS-ERREF] or [in](#) section 2.2.4. All values that are not in the table that follows MUST be treated the same by the RRASM client.

Return value/code	Description
ERROR_SUCCESS 0x00000000	The call was successful.
ERROR_ACCESS_DENIED 0x00000005	The calling application does not have sufficient privileges, as specified in section 2.1.1.1.

The opnum field value for this method is 11.

When processing this call, the RRASM server MUST do the following:

- Validate, as specified in section 2.1.1.1, whether this method was called by a client that has access to the method. If the client does not have access, then return error ERROR\_ACCESS\_DENIED (0x00000005).
- If *IpwsInterfaceName* is NULL, return an error other than those specified in the preceding table.
- If the interface name of any entry in *InterfaceList* is not the same as *IpwsInterfaceName*, return an error other than one of the errors specified in the preceding table.
- Call the abstract interface **Invoke DIMSVC Method** specifying the operation and the parameters to enable RRAS server to perform the required management task.
- If the RRAS server has successfully processed the request, populate the interface handle in *phInterface*. This interface handle is the same as the one present as a part of the interface-specific entry in *InterfaceList*. Return ERROR\_SUCCESS.
- Otherwise return the error provided by the RRAS server.

No exceptions are thrown beyond those thrown by the underlying RPC protocol [MS-RPCE].

### 3.1.4.13 (Updated Section) RRouterInterfaceCreate (Opnum 12)

The **RRouterInterfaceCreate** method creates an interface on a specified RRAS server, *hDimServer*.<259>

```

DWORD RRouterInterfaceCreate (
    [in] DIM_HANDLE hDimServer,
    [in] DWORD dwLevel,
    [in] PDIM_INFORMATION_CONTAINER pInfoStruct,
    [in, out] LPDWORD phInterface
);

```

**hDimServer:** A handle to the RRASM server where the call is executed, see section 3.1.3.

**dwLevel:** This is of type **DWORD** and MUST be set to any of the following values.

Value	Meaning
0	The <i>pInfoStruct-&gt;pBuffer</i> MUST be set to point to a <i>MPRI_INTERFACE_0</i> (section 2.2.1.2.82).
1	The <i>pInfoStruct-&gt;pBuffer</i> MUST be set to point to a <i>MPRI_INTERFACE_1</i> (section 2.2.1.2.83).
2	The <i>pInfoStruct-&gt;pBuffer</i> MUST be set to point to a <i>MPRI_INTERFACE_2</i> (section 2.2.1.2.84).
3	The <i>pInfoStruct-&gt;pBuffer</i> MUST be set to point to a <i>MPRI_INTERFACE_3</i> (section 2.2.1.2.85).

**pInfoStruct:** This is a pointer of type *DIM\_INFORMATION\_CONTAINER* (section 2.2.1.2.1) and MUST be set to following, based on *dwLevel*.

dwLevel	<i>pInfoStruct-&gt;size</i>	<i>pInfoStruct-&gt;pBuffer</i>
0	This MUST be set to the size of <i>MPRI_INTERFACE_0</i> (section 2.2.1.2.82). Otherwise, an error is returned.	This MUST be set to point to <i>MPRI_INTERFACE_0</i> . Only the <b>wszInterfaceName</b> , <b>fEnabled</b> , and <b>dwIfType</b> fields of <i>MPRI_INTERFACE_0</i> can be set. Setting other values has no effect.
1	This MUST be set to the size of <i>MPRI_INTERFACE_1</i> (section 2.2.1.2.83). Otherwise, an error is returned.	This MUST be set to point to <i>MPRI_INTERFACE_1</i> . Only the <b>wszInterfaceName</b> , <b>fEnabled</b> , and <b>dwIfType</b> fields of <i>MPRI_INTERFACE_1</i> can be set.



<b>dwLevel</b>	<b>pInfoStruct-&gt;size</b>	<b>pInfoStruct-&gt;pBuffer</b>
		Setting other values has no effect.
2	This MUST be set to the size of MPRI_INTERFACE_2 (section 2.2.1.2.84). Otherwise, an error is returned.	This MUST be set to point to MPRI_INTERFACE_2. The <b>dwIfType</b> of MPRI_INTERFACE_2 SHOULD be set to ROUTER_IF_TYPE_FULL_ROUTER. The <b>szAlternates</b> of MPRI_INTERFACE_2 MUST be set to 0.
3	This MUST be set to the size of MPRI_INTERFACE_3 (section 2.2.1.2.85). Otherwise, an error is returned.	This MUST be set to point to MPRI_INTERFACE_3. The <b>dwIfType</b> of MPRI_INTERFACE_3 SHOULD be set to ROUTER_IF_TYPE_FULL_ROUTER. The <b>szAlternates</b> of MPRI_INTERFACE_3 MUST be set to 0. The values of the ipv6addrDns and ipv6addrDnsAlt members of the MPRI_INTERFACE_3 structure SHOULD be ignored by the server.

If **dwIfType** is set to ROUTER\_IF\_TYPE\_TUNNEL1 or ROUTER\_IF\_TYPE\_DIALOUT in MPRI\_INTERFACE\_0, MPRI\_INTERFACE\_1, MPRI\_INTERFACE\_2, or MPRI\_INTERFACE\_3, an error is returned.<260>

If **dwIfType** is set to ROUTER\_IF\_TYPE\_DEDICATED, ROUTER\_IF\_TYPE\_INTERNAL, or ROUTER\_IF\_TYPE\_LOOPBACK, and if **Enabled** is set to FALSE, an error other than one of the errors specified in the table that follows MUST be returned.

If the **dwIfType** in MPRI\_INTERFACE\_0, MPRI\_INTERFACE\_1, MPRI\_INTERFACE\_2, or MPRI\_INTERFACE\_3, is set to ROUTER\_IF\_TYPE\_CLIENT, ROUTER\_IF\_TYPE\_HOME\_ROUTER, or ROUTER\_IF\_TYPE\_FULL\_ROUTER, and if the **RouterType** is ROUTER\_TYPE\_LAN, an error SHOULD be returned.

If **dwIfType** in MPRI\_INTERFACE\_0 is set to ROUTER\_IF\_TYPE\_FULL\_ROUTER, phonebook information for the interface MUST have already been configured in the phonebook file.

If **dwLevel** is either 2 or 3 and none of the authentication protocol-related flags MPRIO\_RequireMsCHAP2, MPRIO\_RequireCHAP, and MPRIO\_RequireEAP are specified in the **dwfOptions** member, then the **dwEncryptionType** member of the MPRI\_INTERFACE\_2 or MPRI\_INTERFACE\_3 structures SHOULD be initialized to MPR\_ET\_Require and the value of the **dwfOptions** member SHOULD be modified to enable the following flags by default:

- MPRIO\_RequireEncryptedPw
- MPRIO\_RequireDataEncryption
- MPRIO\_RequireCHAP
- MPRIO\_RequireMsCHAP2

**phInterface:** This is a pointer to a **DWORD** that specifies the unique identifier of the interface that is created. This is the same as the **dwInterface** in MPRI\_INTERFACE\_0, MPRI\_INTERFACE\_1, MPRI\_INTERFACE\_2, or MPRI\_INTERFACE\_3.

**Return Values:** A 32-bit, unsigned integer value that indicates return status. A return value of ERROR\_SUCCESS (0x00000000) indicates that the operation was completed successfully; otherwise, it contains an error code, as specified in [MS-ERREF] or in section 2.2.4. All values that are not in the table that follows MUST be treated the same by the RRASM client.

Return value/code	Description
ERROR_SUCCESS 0x00000000	The call was successful.
ERROR_ACCESS_DENIED 0x00000005	The calling application does not have sufficient privileges, as specified in section 2.1.1.1.

The *opnum* field value for this method is 12.

When processing this call, the RRASM server MUST do the following:

- Validate, as specified in section 2.1.1.1, whether this method was called by a client that has access to the method. If the client does not have access, then return error ERROR\_ACCESS\_DENIED (0x00000005).
- If *pInfoStruct* is NULL, return an error other than those in the preceding table.
- If *dwLevel* is not supported, return an error other than those in the preceding table.
- If the interface name of any entry in *InterfaceList* is the same as **wszInterfaceName** specified as a part of MPRI\_INTERFACE\_0, MPRI\_INTERFACE\_1, MPRI\_INTERFACE\_2, and MPRI\_INTERFACE\_3, return an error other than one of the errors specified in the preceding table.
- Call the abstract interface **Invoke DIMSVC Method** specifying the operation and the parameters to enable the RRAS server to perform the required management task.
- If the RRAS server processes the request successfully, populate the *phInterface* with the interface handle returned by the RRAS server, add an interface entry to the *InterfaceList* comprising the interface name to be the **wszInterfaceName** (present as a part of the MPRI\_INTERFACE\_0, MPRI\_INTERFACE\_1, MPRI\_INTERFACE\_2, or MPRI\_INTERFACE\_3 structure) and the interface handle to be the value filled in for *phInterface*. If **dwLevel** value is specified as 2 or 3, add the **wszInterfaceName** specified as a part of MPRI\_INTERFACE\_2 or MPRI\_INTERFACE\_3 into **PhonebookEntryNameList** and return ERROR\_SUCCESS.
- Otherwise return the error status that the RRAS server returned.

No exceptions are thrown beyond those thrown by the underlying RPC protocol [MS-RPCE].

### 3.1.4.14 (Updated Section) RRouterInterfaceGetInfo (Opnum 13)

The **RRouterInterfaceGetInfo** method<261> retrieves information for a specified interface, *hInterface*, on a specified RRAS server, *hDimServer*. This method is used to find information about existing interfaces on the RRAS. The information is returned in *pInfoStruct*. The caller SHOULD free the memory pointed to by *pInfoStruct*.

```

DWORD RRouterInterfaceGetInfo(
    [in] DIM_HANDLE hDimServer,
    [in] DWORD dwLevel,
    [in, out] PDIM_INFORMATION_CONTAINER pInfoStruct,
    [in] DWORD hInterface
);

```

**hDimServer:** A handle to the RRASM server where the call is executed, see section 3.1.3.

**dwLevel:** This is of type **DWORD** and MUST be set to any of the following values.

Value	Meaning
0	After the function returns, the memory pointed to by pInfoStruct->pBuffer is interpreted as MPRI_INTERFACE_0 (section 2.2.1.2.82).
1	After the function returns, the memory pointed to by pInfoStruct->pBuffer is interpreted as MPRI_INTERFACE_1 (section 2.2.1.2.83).
2	After the function returns, the memory pointed to by pInfoStruct->pBuffer is interpreted as MPRI_INTERFACE_2 (section 2.2.1.2.84).
3	After the function returns, the memory pointed to by pInfoStruct->pBuffer is interpreted as MPRI_INTERFACE_3 (section 2.2.1.2.85).

**pInfoStruct:** This is a pointer of type DIM\_INFORMATION\_CONTAINER (section 2.2.1.2.1), and DIM\_INFORMATION\_CONTAINER.dwBufferSize SHOULD be initialized to zero (0). Upon successful return, the pInfoStruct->pBuffer is cast to an array of MPRI\_INTERFACE\_0, MPRI\_INTERFACE\_1, MPRI\_INTERFACE\_2, or MPRI\_INTERFACE\_3 structures based on the *dwLevel* values.

The **dwfOptions** member of MPRI\_INTERFACE\_2 and MPRI\_INTERFACE\_3 SHOULD be updated as follows:

- If the **dwfOptions** member has neither MPRIO\_RequirePAP nor MPRIO\_RequireEAP, then enable MPRIO\_RequireEncryptedPw.
- If the **dwfOptions** has none of the following flags set, then enable MPRIO\_RequireMsEncryptedPw:
  - MPRIO\_RequireCHAP
  - MPRIO\_RequirePAP
  - MPRIO\_RequireEAP
- If the **dwEncryptionType** member is not set to MPR\_ET\_None or MPR\_ET\_Optional, enable the MPRIO\_RequireDataEncryption flag.

**hInterface:** The unique identifier of an interface. This can be obtained from RRrouterInterfaceCreate (section 3.1.4.13) or RRrouterInterfaceGetHandle (section 3.1.4.12). The interface MUST be of type ROUTER\_IF\_TYPE\_FULL\_ROUTER if **dwLevel** is set to 2 or 3. Because the RRASM server does not maintain the interface handles, the RRAS server SHOULD check and ensure that this handle value represents a valid interface handle.

**Return Values:** A 32-bit, unsigned integer value that indicates return status. A return value of ERROR\_SUCCESS (0x00000000) indicates that the operation was completed successfully; otherwise, the return value contains an error code, as specified in [MS-ERREF] or in section 2.2.4. All values that are not listed in the table that follows MUST be treated the same by the RRASM client.

Return value/code	Description
ERROR_SUCCESS 0x00000000	The call was successful.
ERROR_ACCESS_DENIED 0x00000005	The calling application does not have sufficient privileges, as specified in section 2.1.1.1.

The opnum field value for this method is 13.

When processing this call, the RRASM server MUST do the following:

- Validate, as specified in section 2.1.1.1, whether this method was called by a client that has access to the method. If the client does not have access, then return error `ERROR_ACCESS_DENIED (0x00000005)`.
- If `pInfoStruct` is NULL, return an error other than those in the preceding table.
- If `dwLevel` is not supported, return an error other than those in the preceding table.
- If the `hInterface` value specified is not associated with an interface entry in `InterfaceList` that has a matching interface handle (value being the same), return an error other than one of the errors specified in the preceding table.
- If `dwLevel` value is specified as 2 or 3 and `lpszEntry` is not present in **PhonebookEntryNameList**, return an error other than one of the errors specified in the preceding table.
- Call the abstract interface **Invoke DIMSVC Method** specifying the operation and the parameters to enable RRAS server to perform the required management task.
- If the RRAS server has processed the request successfully, populate the `pInfoStruct` with the information returned by the RRAS server and return `ERROR_SUCCESS`.
- Otherwise return the error status returned by the RRAS server.

No exceptions are thrown beyond those thrown by the underlying RPC protocol [MS-RPCE].

### 3.1.4.15 (Updated Section) RRRouterInterfaceSetInfo (Opnum 14)

The **RRRouterInterfaceSetInfo** method<262> sets information for a specified interface, `hInterface`, on a specified server, `hDimServer`.

```

DWORD RRRouterInterfaceSetInfo(
    [in] DIM_HANDLE hDimServer,
    [in] DWORD dwLevel,
    [in] PDIM_INFORMATION_CONTAINER pInfoStruct,
    [in] DWORD hInterface
);

```

**hDimServer:** A handle to the RRASM server where the call is executed, see section 3.1.3.

**dwLevel:** This is of type **DWORD** and SHOULD be set to any of the following values.

Value	Meaning
0	<code>pInfoStruct-&gt;pBuffer</code> MUST be set to point to a <code>MPRI_INTERFACE_0</code> (section 2.2.1.2.82).
1	<code>pInfoStruct-&gt;pBuffer</code> MUST be set to point to a <code>MPRI_INTERFACE_1</code> (section 2.2.1.2.83).
2	<code>pInfoStruct-&gt;pBuffer</code> MUST be set to point to a <code>MPRI_INTERFACE_2</code> (section 2.2.1.2.84).
3	<code>pInfoStruct-&gt;pBuffer</code> MUST be set to point to a <code>MPRI_INTERFACE_3</code> (section 2.2.1.2.85).<263>

**pInfoStruct:** This is a pointer of type `DIM_INFORMATION_CONTAINER` (section 2.2.1.2.1) and MUST be set to the following, based on `dwLevel`.

dwLevel	<code>pInfoStruct-&gt;size</code>	<code>pInfoStruct-&gt;pBuffer</code>
0	This MUST be set to the size of the data being passed in	This MUST be set to point to <code>MPRI_INTERFACE_0</code> . Only the <b>fEnabled</b> field of this structure can be

dwLevel	pInfoStruct->size	pInfoStruct->pBuffer
	MPRI_INTERFACE_0 (section 2.2.1.2.82).	modified; the rest of the fields MUST be populated as returned by RRouterInterfaceGetInfo (section 3.1.4.14).
1	This MUST be set to the size of the data being passed in MPRI_INTERFACE_1 (section 2.2.1.2.83).	This MUST be set to point to MPRI_INTERFACE_1. In addition to the fields for MPRI_INTERFACE_0, <b>lpwsDialoutHoursRestriction</b> can be set. Setting other values has no effect. The values MUST be populated as returned by RRouterInterfaceGetInfo.
2	This MUST be set to the size of MPRI_INTERFACE_2 (section 2.2.1.2.84). Otherwise, an error is returned.	This MUST be set to point to MPRI_INTERFACE_2. The <b>dwIfType</b> of MPRI_INTERFACE_0 MUST be set to <b>ROUTER_IF_TYPE_FULL_ROUTER</b> . The <b>szAlternates</b> of MPRI_INTERFACE_2 MUST be set to 0.
3	This MUST be set to the size of MPRI_INTERFACE_3 (section 2.2.1.2.85). Otherwise, an error is returned.	This MUST be set to point to MPRI_INTERFACE_3. The <b>dwIfType</b> of MPRI_INTERFACE_3 MUST be set to <b>ROUTER_IF_TYPE_FULL_ROUTER</b> . The <b>szAlternates</b> of MPRI_INTERFACE_0 MUST be set to 0. The values of the ipv6addrDns and ipv6addrDnsAlt members of MPRI_INTERFACE_3 SHOULD be ignored by the server.

If the interface type, specified at the time the interface was created using RRouterInterfaceCreate (section 3.1.4.13), is either **ROUTER\_IF\_TYPE\_DEDICATED** or **ROUTER\_IF\_TYPE\_INTERNAL** and if **fEnabled** is set to FALSE, an error is returned.

When the **dwLevel** value is either 2 or 3 and the **dwfOptions** member does not contain any of the flags MPRIO\_RequirePAP, MPRIO\_RequireCHAP, MPRIO\_RequireMsCHAP2, or MPRIO\_RequireEAP, then the **dwfOptions** value SHOULD be modified to enable MPRIO\_RequireMsCHAP2, MPRIO\_RequireCHAP, and **MPRIO\_RequirePAP**.

**hInterface:** The unique identifier of an interface. This can be obtained from RRouterInterfaceCreate or RRouterInterfaceGetHandle (section 3.1.4.12). Since the RRASM does not manage the interface handles, the RRAS server SHOULD check to ensure that this handle is a valid interface handle.

**Return Values:** A 32-bit, unsigned integer value that indicates return status. A return value of ERROR\_SUCCESS (0x00000000) indicates that the operation was completed successfully; otherwise, it contains an error code, as specified in [MS-ERREF] or in section 2.2.4. All values that are not in the table that follows MUST be treated the same by the RRASM client.

Return value/code	Description
ERROR_SUCCESS 0x00000000	The call was successful.
ERROR_ACCESS_DENIED 0x00000005	The calling application does not have sufficient privileges, as specified in section 2.1.1.1.

The opnum field value for this method is 14.

When processing this call, the RRASM server MUST do the following:

- Validate, as specified in section 2.1.1.1, whether this method was called by a client that has access to the method. If the client does not have access, then return error ERROR\_ACCESS\_DENIED (0x00000005).

- If *pInfoStruct* is NULL, return an error other than those in the preceding table.
- If *dwLevel* is not supported, return an error other than those in the preceding table.
- If the *hInterface* value specified is not associated with an interface entry in **InterfaceList** that has a matching interface handle (value being the same), return an error other than one of the errors specified in the preceding table.
- Call the abstract interface **Invoke DIMSVC Method** specifying the operation and the parameters to enable RRAS server to perform the required management task.
- Return any error that the RRAS server returns while processing this request. Otherwise return ERROR\_SUCCESS (0x00000000).

No exceptions are thrown beyond those thrown by the underlying RPC protocol [MS-RPCE].

### 3.1.4.16 (Updated Section) RRouterInterfaceDelete (Opnum 15)

The **RRouterInterfaceDelete** method<264> deletes an interface on a specified server. The interface MUST have been created with the RRouterInterfaceCreate (section 3.1.4.13) method.

```
DWORD RRouterInterfaceDelete(
    [in] DIM_HANDLE hDimServer,
    [in] DWORD hInterface
);
```

**hDimServer:** A handle to the RRASM server where the call is to be executed, see section 3.1.3.

**hInterface:** A unique identifier of an interface. This can be obtained from RRouterInterfaceCreate or RRouterInterfaceGetHandle (section 3.1.4.12). Because the RRASM server does not maintain the interface handles, the RRAS server SHOULD check to ensure that this handle is a valid interface handle.

**Return Values:** A 32-bit, unsigned integer value that indicates the return status. A return value of ERROR\_SUCCESS (0x00000000) indicates that the operation was completed successfully; otherwise, the value contains an error code, as specified in [MS-ERREF] or in section 2.2.4. All values that are not listed in the table that follows MUST be treated the same by the RRASM client.

Return value/code	Description
ERROR_SUCCESS 0x00000000	The call was successful.
ERROR_ACCESS_DENIED 0x00000005	The calling application does not have sufficient privileges, as specified in section 2.1.1.1.
ERROR_INTERFACE_CONNECTED 0x0000038C	The interface is connected and therefore cannot be deleted. This error is returned if the interface is of type <b>ROUTER_IF_TYPE_CLIENT</b> , <b>ROUTER_IF_TYPE_HOME_ROUTER</b> , or <b>ROUTER_IF_TYPE_FULL_ROUTER</b> .

The opnum field value for this method is 15.

When processing this call, the RRASM server MUST do the following:

- Validate, as specified in section 2.1.1.1, whether this method was called by a client that has access to the method. If the client does not have access, then return error ERROR\_ACCESS\_DENIED (0x00000005).

- If the interface is of type **ROUTER\_IF\_TYPE\_CLIENT**, **ROUTER\_IF\_TYPE\_HOME\_ROUTER**, or **ROUTER\_IF\_TYPE\_FULL\_ROUTER**, and if the interface is not connected, the RRAS implementation MUST return ERROR\_INTERFACE\_CONNECTED (0x0000038C).
- If the *hInterface* value specified is not associated with an interface entry in **InterfaceList** that has a matching interface handle (value being the same), return an error other than one of the errors specified in the preceding table.
- Call the abstract interface **Invoke DIMSVC Method** specifying the operation and the parameters to enable RRAS server to perform the required management task.
- If the RRAS server returns successfully removing the interface context from its runtime configuration settings, and if the interface is **ROUTER\_IF\_TYPE\_FULL\_ROUTER**, get the interface name present in the interface entry (from the **InterfaceList**) that has the same interface handle as *hInterface*, remove the phone book entry with the specified interface name, and remove the interface name from **PhonebookEntryNameList**. Remove the interface entry from the **InterfaceList** to complete the removal of the interface.
- Return any error status provided by the RRAS server. Otherwise return ERROR\_SUCCESS (0x00000000).

No exceptions are thrown beyond those thrown by the underlying RPC protocol [MS-RPCE].

### 3.1.4.17 (Updated Section) RRouterInterfaceTransportRemove (Opnum 16)

The **RRouterInterfaceTransportRemove** method<265> is used to remove an existing transport (IPX, IPv4, or IPv6) from the RRAS server on an interface.

```
DWORD RRouterInterfaceTransportRemove (
    [in] DIM_HANDLE hDimServer,
    [in] DWORD hInterface,
    [in] DWORD dwTransportId
);
```

**hDimServer:** A handle to the RRASM server where the call is to be executed, see section 3.1.3.

**hInterface:** A unique identifier of an interface. This can be obtained from **RRouterInterfaceCreate** (section 3.1.4.13) or **RRouterInterfaceGetHandle** (section 3.1.4.12). Because the RRASM server does not maintain the interface handles, the RRAS server SHOULD check and ensure that this handle represents a valid interface handle.

**dwTransportId:** Specifies the transport (IPX, IPv4, or IPv6). It MUST be one of the following values.<266> Otherwise an error other than those in the returned values table is returned.

Value	Meaning
PID_IPX 0x0000002B	IPX protocol
PID_IP 0x00000021	IPv4 protocol
PID_IPV6 0x00000057	IPv6 protocol

**Return Values:** A 32-bit, unsigned integer value that indicates return status. A return value ERROR\_SUCCESS (0x00000000) indicates that the operation was completed successfully;

otherwise, the return value contains an error code, as specified in [MS-ERREF] or in section 2.2.4. All values that are not in the table that follows MUST be treated the same by the RRASM client.

The return value is one of the following error codes. All other values MUST be treated the same.

Return value/code	Description
ERROR_SUCCESS 0x00000000	The call was successful.
ERROR_ACCESS_DENIED 0x00000005	The calling application does not have sufficient privileges, as specified in section 2.1.1.1.

The opnum field value for this method is 16.

When processing this call, the RRASM server MUST do the following:

- Validate, as specified in section 2.1.1.1, whether this method was called by a client that has access to the method. If the client does not have access, then return error ERROR\_ACCESS\_DENIED (0x00000005).
- If *dwTransportId* is not specified in the **SupportedTransportsList**, return an error other than one of the errors specified in the preceding table.
- Call the abstract interface **Invoke DIMSVC Method** specifying the operation and the parameters to enable RRAS server to perform the required management task.
- Return any error status that the RRAS server returns as a result of its processing. Otherwise return ERROR\_SUCCESS (0x00000000).

No exceptions are thrown beyond those thrown by the underlying RPC protocol [MS-RPCE].

### 3.1.4.18 (Updated Section) RRrouterInterfaceTransportAdd (Opnum 17)

The **RRrouterInterfaceTransportAdd** method SHOULD<267> add a transport (IPX, IPv4, or IPv6) to a specified interface. Note that if a transport already exists on an interface it cannot be added.

```
DWORD RRrouterInterfaceTransportAdd(
    [in] DIM_HANDLE hDimServer,
    [in] DWORD hInterface,
    [in] DWORD dwTransportId,
    [in] PDIM_INTERFACE_CONTAINER pInfoStruct
);
```

**hDimServer:** A handle to the RRASM server where the call is to be executed, see section 3.1.3.

**hInterface:** The unique identifier of an interface. This can be obtained from RRrouterInterfaceCreate (section 3.1.4.13) or RRrouterInterfaceGetHandle (section 3.1.4.12). Because the RRASM server does not maintain the interface handles, the RRAS server SHOULD check and ensure that this handle represents a valid interface handle.

**dwTransportId:** Specifies the transport (IPX, IPv4, or IPv6) and MUST be one of the following values.<268> Otherwise an error, other than those in the return values table, is returned.

Value	Meaning
PID_IPX 0x0000002B	IPX protocol



Value	Meaning
PID_IP 0x00000021	IPv4 protocol
PID_IPV6 0x00000057	IPv6 protocol

**pInfoStruct:** This is a pointer of type DIM\_INTERFACE\_CONTAINER (section 2.2.1.2.2).

**pInterfaceInfo** and **dwInterfaceInfoSize** of **DIM\_INTERFACE\_CONTAINER** MUST be set to valid values. All other **fields of DIM\_INTERFACE\_CONTAINER fields** are ignored.

**pInterfaceInfo** points to a valid RTR\_INFO\_BLOCK\_HEADER (section 2.2.1.2.3) and RTR\_TOC\_ENTRY (section 2.2.1.2.4). Otherwise, an error is returned. The RRASM server does not store the interface configurations for the various transports that the RRAS server supports. As part of its processing, the RRAS server SHOULD check that **InfoType** of **RTR\_TOC\_ENTRY** is supported.

Only a combination of the following entries SHOULD<269> be present in **pInterfaceInfo**.

Value	Meaning and conditions (interface means the one identified by hInterface)	Structure pointed to at offset
IP_IN_FILTER_INFO 0xFFFF0001	This is the input filter that MUST be applied to IP packets sent to the RRAS server. The information is overwritten. The interface MUST NOT be of type <b>ROUTER_IF_TYPE_INTERNAL</b> , <b>ROUTER_IF_TYPE_LOOPBACK</b> , or <b>ROUTER_IF_TYPE_DIALOUT</b> .	FILTER_DESCRIPTOR (section 2.2.1.2.5)
IP_OUT_FILTER_INFO 0xFFFF0002	This is the output filter that MUST be applied to IP packets sent from the RRAS server. The information is overwritten. The interface MUST NOT be of type <b>ROUTER_IF_TYPE_INTERNAL</b> , <b>ROUTER_IF_TYPE_LOOPBACK</b> , or <b>ROUTER_IF_TYPE_DIALOUT</b> .	FILTER_DESCRIPTOR (section 2.2.1.2.5)
IP_INTERFACE_STATUS_INFO 0xFFFF0004	The interface IP status info is overwritten.	INTERFACE_STATUS_INFO (section 2.2.1.2.18)
IP_ROUTER_DISC_INFO 0xFFFF0007	Router discovery information is overwritten.	RTR_DISC_INFO (section 2.2.1.2.14)
IP_MCAST_BOUNDARY_INFO 0xFFFF000B	Multicast boundary information is added.	MIB_BOUNDARYROW (section 2.2.1.2.24)
IP_IFFILTER_INFO 0xFFFF000D	IP interface filter information is overwritten. Interface MUST NOT be of type <b>ROUTER_IF_TYPE_INTERNAL</b> , <b>ROUTER_IF_TYPE_LOOPBACK</b> , or <b>ROUTER_IF_TYPE_DIALOUT</b> .	IFFILTER_INFO (section 2.2.1.2.89)
IP_MCAST_LIMIT_INFO 0xFFFF000E	Multicast configuration information.	MIB_MCAST_LIMIT_ROW (section 2.2.1.2.50)

Value	Meaning and conditions (interface means the one identified by hInterface)	Structure pointed to at offset
IP_ROUTE_INFO 0xFFFF0005	The dwAdminStatus MUST be IF_ADMIN_STATUS_UP if the route information is added.  If bV4 of <b>INTERFACE_ROUTE_INFO</b> is set, it indicates an IPv4 route is added; otherwise, an IPv6 route is added.	INTERFACE_ROUTE_INFO (section 2.2.1.2.11)
IP_IN_FILTER_INFO_V6 0xFFFF0011	This is the input filter that MUST be applied to IPv6 packets sent to the RRAS server. The information is overwritten. The interface MUST NOT be of type <b>ROUTER_IF_TYPE_INTERNAL, ROUTER_IF_TYPE_LOOPBACK, or ROUTER_IF_TYPE_DIALOUT.</b>	FILTER_DESCRIPTOR_V6 (section 2.2.1.2.7)
IP_OUT_FILTER_INFO_V6 0xFFFF0012	This is the output filter that MUST be applied to IPv6 packets sent from the RRAS server. The information is overwritten. The interface MUST NOT be of type <b>ROUTER_IF_TYPE_INTERNAL, ROUTER_IF_TYPE_LOOPBACK, or ROUTER_IF_TYPE_DIALOUT.</b>	FILTER_DESCRIPTOR_V6 (section 2.2.1.2.7)
IP_DEMAND_DIAL_FILTER_INFO_V6 0xFFFF0013	IPv6 traffic that matches this filter indicates that a site-to-site connection MUST be available and all IPv6 packets matching this filter MUST be routed into the connection. The interface MUST be of type <b>ROUTER_IF_TYPE_FULL_ROUTER or ROUTER_IF_TYPE_HOME_ROUTER</b> and the filters are overwritten	FILTER_DESCRIPTOR_V6 (section 2.2.1.2.7)
IP_IFFILTER_INFO_V6 0xFFFF0014	IPv6 interface filter information is overwritten. The interface MUST NOT be of type <b>ROUTER_IF_TYPE_INTERNAL, ROUTER_IF_TYPE_LOOPBACK, or ROUTER_IF_TYPE_DIALOUT.</b>	IFFILTER_INFO (section 2.2.1.2.89)
MS_IP_BOOTP 0x0000270F	IP BOOTP interface, information depending.	IPBOOTP_IF_CONFIG (section 2.2.1.2.151)
MS_IP_IGMP 0x4137000A	IGMP interface information.	IGMP_MIB_IF_CONFIG (section 2.2.1.2.175)
MS_IP_RIP 0x00000008	IP RIP interface information.	IPRIP_IF_CONFIG (section 2.2.1.2.167)
MS_IP_DHCP_ALLOCATOR 0x81372714	DHCP allocator interface information. Used only with RRouterInterfaceTransportSetGlobalInfo (section 3.1.4.10).	IP_AUTO_DHCP_INTERFACE_INFO (section 2.2.1.2.192)
MS_IP_DNS_PROXY 0x81372713	DNS proxy interface information.	IP_DNS_PROXY_INTERFACE_INFO (section 2.2.1.2.194)

Value	Meaning and conditions (interface means the one identified by hInterface)	Structure pointed to at offset
MS_IP_NAT 0x81372715	IP NAT interface information.	IP_NAT_INTERFACE_INFO (section 2.1.2.197)
MS_IP_OSPF<270> 0x0000000D	OSPF interface information is added.	OSPF_INTERFACE_PARAM (section 2.2.1.2.215)
MS_IPV6_DHCP 0x000003E7	DHCPv6 Relay interface information.	DHCPV6R_IF_CONFIG (section 2.2.1.2.160)

**Return Values:** A 32-bit, unsigned integer value that indicates return status. A return value of ERROR\_SUCCESS (0x00000000) indicates that the operation was completed successfully; otherwise it contains an error code, as specified in [MS-ERREF] or in section 2.2.4. All values not in the following table MUST be treated the same by the RRASM client.

Return value/code	Description
ERROR_SUCCESS 0x00000000	The call was successful.
ERROR_ACCESS_DENIED 0x00000005	The calling application does not have sufficient privileges, as specified in 2.1.1.1.

The opnum field value for this method is 17.

When processing this call, the RRASM server MUST do the following:

- Validate, as specified in 2.1.1.1, whether this method was called by a client that has access to the method. If the client does not have access, then return error ERROR\_ACCESS\_DENIED (0x00000005).
- If *pInfoStruct* is NULL, return an error other than those in the preceding table.
- If *dwTransportId* is not specified in the **SupportedTransportsList**, return an error other than those specified in the preceding table.
- Call the abstract interface **Invoke DIMSVC** **Method** **method** specifying the operation and the parameters to enable RRAS server to perform the required management task.
- Return any error status provided by the RRAS server processing. Otherwise return ERROR\_SUCCESS (0x00000000).

No exceptions are thrown beyond those thrown by the underlying RPC protocol [MS-RPCE].

### 3.1.4.19 (Updated Section) RRRouterInterfaceTransportGetInfo (Opnum 18)

The **RRRouterInterfaceTransportGetInfo** method<271> retrieves information about a transport running on a specified interface. The information retrieved is of the type RTR\_INFO\_BLOCK\_HEADER (section 2.2.1.2.3), encapsulated within a DIM\_INTERFACE\_CONTAINER (section 2.2.1.2.2).

```

DWORD RRRouterInterfaceTransportGetInfo (
    [in] DIM_HANDLE hDimServer,
    [in] DWORD hInterface,
    [in] DWORD dwTransportId,
    [in, out] PDIM_INTERFACE_CONTAINER pInfoStruct
)

```

);

**hDimServer:** A handle to the RRASM server where the call is to be executed, see section 3.1.3.

**hInterface:** The unique identifier of an interface. This can be obtained from RRouterInterfaceCreate (section 3.1.4.13) or RRouterInterfaceGetHandle (section 3.1.4.12). Since the RRASM server does not maintain the interface handles, the RRAS server SHOULD check and ensure that this handle is a valid interface handle.

**dwTransportId:** Specifies the transport for which the information is retrieved (IPX, IPv4, or IPv6). It MUST be one of the following values.<272> Otherwise an error other than those in the return values table is returned.

Value	Meaning
PID_IPX 0x0000002B	IPX protocol
PID_IP 0x00000021	IPv4 protocol
PID_IPV6 0x00000057	IPv6 protocol<273>

**pInfoStruct:** This is a pointer of type **DIM\_INTERFACE\_CONTAINER**. It MUST NOT be NULL.

**fGetInterfaceInfo** of **DIM\_INTERFACE\_CONTAINER** MUST be set to 1.

On completion of the method, **pInterfaceInfo** and **dwInterfaceInfoSize** of the *pInfoStruct* fields are set. **pInterfaceInfo** points to a valid **RTR\_INFO\_BLOCK\_HEADER** (section 2.2.1.2.3) and **RTR\_TOC\_ENTRY** (section 2.2.1.2.4) on return.

**Return Values:** A 32-bit, unsigned integer value that indicates return status. A return value of **ERROR\_SUCCESS** (0x00000000) indicates that the operation was completed successfully; otherwise, it contains an error code, as specified in [MS-ERREF] or in section 2.2.4. All values that are not in the table that follows MUST be treated the same by the RRASM client.

Return value/code	Description
<b>ERROR_SUCCESS</b> 0x00000000	The call was successful.
<b>ERROR_ACCESS_DENIED</b> 0x00000005	The calling application does not have sufficient privileges, as specified in section 2.1.1.1.

The opnum field value for this method is 18.

When processing this call, the RRASM server MUST do the following:

- Validate, as specified in section 2.1.1.1, whether this method was called by a client that has access to the method. If the client does not have access, then return error **ERROR\_ACCESS\_DENIED** (0x00000005).
- If *pInfoStruct* is NULL, return an error other than those in the preceding table.
- If *dwTransportId* is not specified in the **SupportedTransportsList**, return an error other than those specified in the preceding table.

- Call the abstract interface **Invoke DIMSVC Method** specifying the operation and the parameters to enable RRAS server to perform the required management task.
- If the RRAS server processing returns successfully, populate the interface information returned by RRAS server in *pInfoStruct* and return ERROR\_SUCCESS (0x00000000).
- Otherwise return the error result provided by RRAS server.

No exceptions are thrown beyond those thrown by the underlying RPC protocol [MS-RPCE].

### 3.1.4.20 (Updated Section) RRouterInterfaceTransportSetInfo (Opnum 19)

The **RRouterInterfaceTransportSetInfo** method SHOULD<274> set information about a transport running on a specified interface. The information is overwritten using the type RTR\_INFO\_BLOCK\_HEADER (section 2.2.1.2.3), encapsulated within a DIM\_INTERFACE\_CONTAINER (section 2.2.1.2.2).

```

DWORD RRouterInterfaceTransportSetInfo(
    [in] DIM_HANDLE hDimServer,
    [in] DWORD hInterface,
    [in] DWORD dwTransportId,
    [in] PDIM_INTERFACE_CONTAINER pInfoStruct
);

```

**hDimServer:** A handle to the RRASM server where the call is to be executed, see section 3.1.3.

**hInterface:** The unique identifier of an interface. This can be obtained from RRouterInterfaceCreate (section 3.1.4.13) or RRouterInterfaceGetHandle (section 3.1.4.12). Because the RRASM server does not maintain the interface handles, the RRAS server SHOULD check and ensure that this handle represents a valid interface handle.

**dwTransportId:** Specifies the transport for which the information is set (IPX, IPv4, or IPv6). It MUST be one of the following values.<275> Otherwise an error other than those in the return values table is returned.

Value	Meaning
PID_IPX 0x0000002B	IPX protocol
PID_IP 0x00000021	IPv4 protocol
PID_IPV6 0x00000057	IPv6 protocol

**pInfoStruct:** This is a pointer of type **DIM\_INTERFACE\_CONTAINER**.

**pInterfaceInfo** and **dwInterfaceInfoSize** of **PDIM\_INTERFACE\_CONTAINER** MUST be set. The rest of the fields are ignored. The RRASM server does not store the interface configurations for the various transports that the RRAS server supports. The RRAS server SHOULD check that the **InfoType** field of RTR\_TOC\_ENTRY (section 2.2.1.2.4) is supported.

Only a combination of the following entries of **RTR\_TOC\_ENTRY** MUST be present in **pInterfaceInfo**.<276>

<b>Value</b>	<b>Meaning and conditions (interface means the one identified by hInterface)</b>	<b>Structure pointed to at offset</b>
IP_INTERFACE_STATUS_INFO 0xFFFF0004	Interface IP status information is overwritten.	INTERFACE_STATUS_INFO (section 2.2.1.2.18)
IP_ROUTER_DISC_INFO 0xFFFF0007	Router discovery information is overwritten.	RTR_DISC_INFO (section 2.2.1.2.14)
IP_MCAST_BOUNDARY_INFO 0xFFFF000B	Multicast boundary information is added.	MIB_BOUNDARYROW (section 2.2.1.2.24)
IP_IFFILTER_INFO 0xFFFF000D	IP interface filter information is overwritten. The interface MUST NOT be of type ROUTER_IF_TYPE_INTERNAL, ROUTER_IF_TYPE_LOOPBACK, or ROUTER_IF_TYPE_DIALOUT.	IFFILTER_INFO (section 2.2.1.2.89)
IP_MCAST_LIMIT_INFO 0xFFFF000E	Multicast configuration information.	MIB_MCAST_LIMIT_ROW (section 2.2.1.2.16)
IP_ROUTE_INFO 0xFFFF0005	The dwAdminStatus MUST be IF_ADMIN_STATUS_UP if the route information is added.  If bV4 of INTERFACE_ROUTE_INFO is set, it indicates an IPv4 route is added; otherwise, an IPv6 route is added.	INTERFACE_ROUTE_INFO (section 2.2.1.2.11)
IP_IN_FILTER_INFO 0xFFFF0001	This is the input filter that MUST be applied to IP packets sent to the RRAS server. The information is overwritten. The interface MUST NOT be of type ROUTER_IF_TYPE_INTERNAL, ROUTER_IF_TYPE_LOOPBACK, or ROUTER_IF_TYPE_DIALOUT.	FILTER_DESCRIPTOR (section 2.2.1.2.5)
IP_OUT_FILTER_INFO 0xFFFF0002	This is the output filter that MUST be applied to IP packets sent from the RRAS server. The information is overwritten. The interface MUST NOT be of type ROUTER_IF_TYPE_INTERNAL, ROUTER_IF_TYPE_LOOPBACK, or ROUTER_IF_TYPE_DIALOUT.	FILTER_DESCRIPTOR (section 2.2.1.2.5)
IP_DEMAND_DIAL_FILTER_INFO 0xFFFF0009	IPv4 traffic that matches this filter indicates that there is a site-to-site connection available into which all the IPv4 packets (matching this filter) are routed. The information is overwritten. The interface MUST be of type	FILTER_DESCRIPTOR (section 2.2.1.2.5)

Value	Meaning and conditions (interface means the one identified by hInterface)	Structure pointed to at offset
	ROUTER_IF_TYPE_FULL_ROUTER or ROUTER_IF_TYPE_HOME_ROUTER.	
IP_IN_FILTER_INFO_V6 0xFFFF0011	This is the input filter that MUST be applied to IPv6 packets sent to the RRAS server. The information is overwritten. The interface MUST NOT be of type ROUTER_IF_TYPE_INTERNAL, ROUTER_IF_TYPE_LOOPBACK, or ROUTER_IF_TYPE_DIALOUT.	FILTER_DESCRIPTOR_V6 (section 2.2.1.2.7)
IP_OUT_FILTER_INFO_V6 0xFFFF0012	This is the output filter that MUST be applied to IPv6 packets sent from the RRAS server. The information is overwritten. The interface MUST NOT be of type ROUTER_IF_TYPE_INTERNAL, ROUTER_IF_TYPE_LOOPBACK, or ROUTER_IF_TYPE_DIALOUT.	FILTER_DESCRIPTOR_V6 (section 2.2.1.2.7)
IP_DEMAND_DIAL_FILTER_INFO_V6 0xFFFF0013	IPv6 traffic that matches this filter indicates that a site-to-site connection MUST be available and all IPv6 packets matching this filter MUST be routed into the connection. The interface MUST be of type ROUTER_IF_TYPE_FULL_ROUTER or ROUTER_IF_TYPE_HOME_ROUTER. The filters are overwritten.	FILTER_DESCRIPTOR_V6 (section 2.2.1.2.7)
IP_IFFILTER_INFO_V6 0xFFFF0014	The IPv6 interface filter information is overwritten. The interface MUST NOT be of type ROUTER_IF_TYPE_INTERNAL, ROUTER_IF_TYPE_LOOPBACK, or ROUTER_IF_TYPE_DIALOUT.	IFFILTER_INFO (section 2.2.1.2.89)
MS_IP_BOOTP 0x0000270F	IP BOOTP interface information.	IPBOOTP_IF_CONFIG (section 2.2.1.2.151)
MS_IP_IGMP 0x4137000A	IGMP interface information. It can only be set once.	IGMP_MIB_IF_CONFIG (section 2.2.1.2.175)
MS_IP_RIP 0x00000008	IP RIP interface information.	IPRIP_IF_CONFIG (section 2.2.1.2.167)
MS_IP_DHCP_ALLOCATOR	DHCP allocator interface information.	IP_AUTO_DHCP_INTERFACE_INFO (section 2.2.1.2.192)

Value	Meaning and conditions (interface means the one identified by hInterface)	Structure pointed to at offset
0x81372714		
MS_IP_DNS_PROXY 0x81372713	DNS proxy interface information.	IP_DNS_PROXY_INTERFACE_INFO (section 2.2.1.2.194)
MS_IP_NAT 0x81372715	IP NAT interface information.	IP_NAT_INTERFACE_INFO (section 2.2.1.2.197)
MS_IP_OSPF<277> 0x0000000D	OSPF interface information is set. This MUST end the configuration buffer by OSPF_END_PARAM_TYPE. If passed with any other structure, it will return an error.	OSPF_INTERFACE_PARAM (section 2.2.1.2.215), OSPF_NBMA_NEIGHBOR_PARAM (section 2.2.1.2.216)
MS_IPV6_DHCP 0x000003E7	DHCPv6 Relay interface information. It can only be set once.	DHCPV6R_IF_CONFIG (section 2.2.1.2.160)

**Return Values:** A 32-bit, unsigned integer value that indicates return status. A return value of ERROR\_SUCCESS (0x00000000) indicates that the operation was completed successfully; otherwise, it contains an error code, as specified in [MS-ERREF] or in section 2.2.4. All values that are not in the table that follows MUST be treated the same by the RRASM client.

Return value/code	Description
ERROR_SUCCESS 0x00000000	The call was successful.
ERROR_ACCESS_DENIED 0x00000005	The calling application does not have sufficient privileges, as specified in section 2.1.1.1.

The Opnum field value for this method is 19.

When processing this call, the RRASM server MUST do the following:

- Validate, as specified in section 2.1.1.1, whether this method was called by a client that has access to the method. If the client does not have access, then return error ERROR\_ACCESS\_DENIED (0x00000005).
- If **pInfoStruct** is NULL, return an error other than those in the preceding table.
- If **dwTransportId** is not specified in **SupportedTransportsList**, return an error other than those specified in the preceding table.
- Call the abstract interface **Invoke DIMSVC Method** specifying the operation and the parameters to enable the RRAS server to perform the required management task.
- Return any processing error that the RRAS server fails with. Otherwise return ERROR\_SUCCESS (0x00000000).

No exceptions are thrown beyond those thrown by the underlying RPC protocol specified in [MS-RPCE].



### 3.1.4.21 (Updated Section) RRRouterInterfaceEnum (Opnum 20)

The **RRRouterInterfaceEnum** method<278> Retrieves the list of all the interfaces from the specified server. The *hDimServer* handle specifies the RRASM server on which the call is to be executed. The caller MUST pass a pointer to a valid DIM\_INFORMATION\_CONTAINER (section 2.2.1.2.1), where **DIM\_INFORMATION\_CONTAINER.dwBufferSize** is initialized to zero (0). The caller SHOULD free the memory pointed to by *pInfoStruct*.

```
DWORD RRRouterInterfaceEnum(  
    [in] DIM_HANDLE hDimServer,  
    [in] DWORD dwLevel,  
    [in, out] PDIM_INFORMATION_CONTAINER pInfoStruct,  
    [in] DWORD dwPreferedMaximumLength,  
    [out] LPDWORD lpdwEntriesRead,  
    [out] LPDWORD lpdwTotalEntries,  
    [in, out, unique] LPDWORD lpdwResumeHandle  
);
```

**hDimServer:** A handle to the RRASM server where the call is to be executed, see section 3.1.3.

**dwLevel:** This is of type **DWORD** and SHOULD be set to zero (0).

**pInfoStruct:** This is a pointer of type DIM\_INFORMATION\_CONTAINER. **pInfoStruct.dwBufferSize** SHOULD be initialized to zero (0). Upon successful return, the *pInfoStruct->pBuffer* is cast to an array of MPRI\_INTERFACE\_0 (section 2.2.1.2.82), and the array size is determined by the value to pointer *lpdwEntriesRead*.

**dwPreferedMaximumLength:** This is of type **DWORD** and SHOULD specify the preferred maximum length of returned data (*pInfoStruct->pBuffer*) in bytes. If this parameter is -1, the buffer returned is large enough to hold all available information.

**lpdwEntriesRead:** This is a pointer to type **DWORD**. Upon successful return, this determines the total number of connections enumerated from the current resume position given by *lpdwResumeHandle*.

**lpdwTotalEntries:** This is a pointer to type **DWORD** and receives the total number of connections that could have been enumerated from the current resume position given by *lpdwResumeHandle*.

**lpdwResumeHandle:** This is a pointer to type **DWORD** and specifies a resume handle used to continue the enumeration. The *lpdwResumeHandle* parameter is zero (0) on the first call and left unchanged on subsequent calls (the caller MUST pass the same returned value in the next call to this function). If the return code is ERROR\_MORE\_DATA (0x000000EA), another call MAY be made using this handle to retrieve more data. If the handle is NULL upon return, the enumeration is complete. This handle is invalid for other types of error returns.

**Return Values:** A 32-bit, unsigned integer value that indicates return status. A return value of ERROR\_SUCCESS (0x00000000) indicates that the operation was completed successfully; otherwise, it contains an error code, as specified in [MS-ERREF] or in section 2.2.4. All values that are not in the table that follows MUST be treated the same by the RRASM client. This error code value can correspond to a RRAS Management Protocol-specific failure, which takes a value between 600 and 975, or any generic failure.

The return value is one of the following error codes. All other error values MUST be treated the same.

Return value/code	Description
ERROR_SUCCESS 0x00000000	The call was successful.

Return value/code	Description
ERROR_ACCESS_DENIED 0x00000005	The calling application does not have sufficient privileges, as specified in section 2.1.1.1.
ERROR_MORE_DATA 0x000000EA	More information is available; the enumeration can be continued.

The `opnum` field value for this method is 20.

When processing this call, the RRAS server MUST do the following:

- Validate, as specified in section 2.1.1.1, whether this method was called by a client that has access to the method. If the client does not have access, then return error `ERROR_ACCESS_DENIED` (0x00000005).
- If `pInfoStruct` is NULL, return an error other than those in the preceding table.
- If `dwLevel` is not supported, return an error other than those in the preceding table.
- Call the abstract interface **Invoke DIMSVC Method** specifying the operation and the parameters to enable RRAS server to perform the required management task.
- If the RRAS server processes the request successfully, populate the interface information in `pInfoStruct` and fill the values for `lpdwResumeHandle`, `lpdwEntriesRead`, and `lpdwTotalEntries` as returned by the RRAS server. If the RRAS server has updated the resume handle and there are more entries to be enumerated, return `ERROR_MORE_DATA`. Otherwise, return `ERROR_SUCCESS` (0x00000000).
- Otherwise return the error status provided by RRAS server.

No exceptions are thrown beyond those thrown by the underlying RPC protocol [MS-RPCE].

### 3.1.4.22 (Updated Section) RRouterInterfaceConnect (Opnum 21)

The **RRouterInterfaceConnect** method<279> establishes a connection for the specified interface `hInterface` if it is not already connected. The `hDimServer` handle specifies the RRAS server on which the call is to be executed.

```
DWORD RRouterInterfaceConnect(
    [in] DIM_HANDLE hDimServer,
    [in] DWORD hInterface,
    [in] ULONG_PTR hEvent,
    [in] DWORD fBlocking,
    [in] DWORD dwCallersProcessId
);
```

**hDimServer:** A handle to the RRAS server where the call is to be executed, see section 3.1.3.

**hInterface:** The unique identifier of an interface. This can be obtained from `RRouterInterfaceCreate` or `RRouterInterfaceGetHandle` (section 3.1.4.12). Since the RRAS server does not maintain the interface handles, the RRAS server SHOULD check and ensure that this handle is a valid interface handle.

**hEvent:** The calling application MUST specify NULL for this.

**fBlocking:** If this parameter is set to 1, the function does not return until the connection attempt has completed.

If this parameter is set to 0, the function will return immediately. A return value of PENDING (0x00000258) indicates that the connection attempt was successfully initiated.

**dwCallersProcessId:** This is for internal use and SHOULD be ignored by the server.

**Return Values:** A 32-bit, unsigned integer value that indicates return status. A return value of ERROR\_SUCCESS (0x00000000) indicates that the operation was completed successfully; otherwise, it contains an error code, as specified in [MS-ERREF] or in section 2.2.4. All values that are not in the table that follows MUST be treated the same by the RRASM client.

Return value/code	Description
ERROR_SUCCESS 0x00000000	The call was successful.
ERROR_ACCESS_DENIED 0x00000005	The calling application does not have sufficient privileges, as specified in section 2.1.1.1.
PENDING 0x00000258	An operation is pending.

The opnum field value for this method is 21. Whether the call returns immediately or is blocked is decided by *fBlocking* as previously described.

When processing this call, the RRASM server MUST do the following:

- Validate, as specified in section 2.1.1.1, whether this method was called by a client that has access to the method. If the client does not have access, then return error ERROR\_ACCESS\_DENIED (0x00000005).
- If *RouterType* is ROUTER\_TYPE\_LAN, return an error other than those in the preceding table.
- Call the abstract interface **Invoke DIMSVC Method** specifying the operation and the parameters to enable RRAS server to perform the required management task.
- Return any error status or PENDING status that the RRAS server returns as a part of its processing. The RRAS server MUST return PENDING if **fBlocking** is set to FALSE and the task of connecting the interface is not complete. Otherwise return ERROR\_SUCCESS (0x00000000).

No exceptions are thrown beyond those thrown by the underlying RPC protocol [MS-RPCE].

### 3.1.4.23 (Updated Section) RRouterInterfaceDisconnect (Opnum 22)

The **RRouterInterfaceDisconnect** method disconnects the specified interface, *hInterface*. The *hDimServer* handle specifies the RRASM server on which the call is to be executed.

```
DWORD RRouterInterfaceDisconnect(  
    [in] DIM_HANDLE hDimServer,  
    [in] DWORD hInterface  
);
```

**hDimServer:** A handle to the RRASM server where the call is to be executed, see section 3.1.3.

**hInterface:** The unique identifier of an interface. This can be obtained from RRouterInterfaceCreate (section 3.1.4.13) or RRouterInterfaceGetHandle (section 3.1.4.12). Since the RRASM server does not maintain the interface handles, the RRAS server SHOULD check and ensure that this handle is a valid interface handle.

**Return Values:** A 32-bit, unsigned integer value that indicates return status. A return value of ERROR\_SUCCESS (0x00000000) indicates that the operation was completed successfully; otherwise, the value contains an error code, as specified in [MS-ERREF] or in section 2.2.4. All values that are not in the table that follows MUST be treated the same by the RRASM client.

Return value/code	Description
ERROR_SUCCESS 0x00000000	The call was successful.
ERROR_ACCESS_DENIED 0x00000005	The calling application does not have sufficient privileges, as specified in section 2.1.1.1.

The opnum field value for this method is 22.

When processing this call, the RRASM server MUST do the following:

- Validate, as specified in section 2.1.1.1, whether this method was called by a client that has access to the method. If the client does not have access, then return error ERROR\_ACCESS\_DENIED (0x00000005).
- If RouterType is ROUTER\_TYPE\_LAN, return an error other than those in the preceding table.
- Call the abstract interface **Invoke DIMSVC Method** specifying the operation and the parameters to enable RRAS server to perform the required management task.
- Return any error status that the RRAS server returns while processing this request. Otherwise return ERROR\_SUCCESS (0x00000000).

No exceptions are thrown beyond those thrown by the underlying RPC protocol [MS-RPCE].

### 3.1.4.24 (Updated Section) RRRouterInterfaceUpdateRoutes (Opnum 23)

The **RRRouterInterfaceUpdateRoutes** method <280> updates routing information for a given transport on a specified interface on the RRAS server. If a routing protocol like RIP is running ([RFC1058]), the new routes learned are updated on the interface. This interface MUST be called only when the interface state is ROUTER\_IF\_STATE\_CONNECTED, otherwise an error is returned.

```
DWORD RRRouterInterfaceUpdateRoutes(
    [in] DIM_HANDLE hDimServer,
    [in] DWORD hInterface,
    [in] DWORD dwTransportId,
    [in] ULONG_PTR hEvent,
    [in] DWORD dwClientId
);
```

**hDimServer:** A handle to the RRASM server where the call is to be executed, see section 3.1.3.

**hInterface:** The unique identifier of an interface. This can be obtained from RRRouterInterfaceCreate (section 3.1.4.13) or RRRouterInterfaceGetHandle (section 3.1.4.12). Since the RRASM server does not maintain the interface handles, the RRAS server SHOULD check and ensure that this handle represents a valid interface handle.

**dwTransportId:** Specifies the transport for which routing information needs to be updated. This MUST be one of the following values. <281>

Value	Meaning
PID_IPX 0x0000002B	IPX protocol
PID_IP 0x00000021	IPv4 protocol

**hEvent:** The calling application MUST specify NULL for this parameter.

**dwClientProcessId:** The current process identifier where the function is called from. If this is a nonexistent process the method will fail with an error code, as specified in [MS-ERREF]. Otherwise the process specified is notified.

**Return Values:** A 32-bit, unsigned integer value that indicates return status. A return value of ERROR\_SUCCESS (0x00000000) indicates that the operation was completed successfully; otherwise, it contains an error code, as specified in [MS-ERREF] or in section 2.2.4. All values that are not in the table that follows MUST be treated the same by the RRASM client.

Return value/code	Description
ERROR_SUCCESS 0x00000000	The call was successful.
ERROR_ACCESS_DENIED 0x00000005	The calling application does not have sufficient privileges, as specified in section 2.1.1.1.

The opnum field value for this method is 23.

When processing this call, the RRASM server MUST do the following:

- Validate, as specified in section 2.1.1.1, whether this method was called by a client that has access to the method. If the client does not have access, then return error ERROR\_ACCESS\_DENIED (0x00000005).
- If **RouterType** is ROUTER\_TYPE\_LAN, return an error other than those in the preceding table.
- If *dwTransportId* is not specified in the **SupportedTransportsList**, return an error other than those specified in the preceding table.
- Call the abstract interface **Invoke DIMSVC Method** specifying the operation and the parameters to enable RRAS server to perform the required management task.
- Return any error status the RRAS server returns while processing this request. Otherwise return ERROR\_SUCCESS.

No exceptions are thrown beyond those thrown by the underlying RPC protocol [MS-RPCE].

### 3.1.4.25 (Updated Section) RRRouterInterfaceQueryUpdateResult (Opnum 24)

The **RRRouterInterfaceQueryUpdateResult** method<282> returns the result of the last RRRouterInterfaceUpdateRoutes (section 3.1.4.24) request of the RRAS server for a specified transport to update its routes for an interface. This method MUST be called only once after RRRouterInterfaceUpdateRoutes.

```
DWORD RRRouterInterfaceQueryUpdateResult (
    [in] DIM_HANDLE hDimServer,
    [in] DWORD hInterface,
```

```

[in] DWORD dwTransportId,
[out] LPDWORD pUpdateResult
);

```

**hDimServer:** A handle to the RRASM server where the call is to be executed, see section 3.1.3.

**hInterface:** The unique identifier of an interface. This identifier can be obtained from RRouterInterfaceCreate (section 3.1.4.13) or RRouterInterfaceGetHandle (section 3.1.4.12). Because the RRASM server does not maintain interface handles, the RRAS server SHOULD check and ensure that this handle represents a valid interface handle.

**dwTransportId:** Specifies the transport for which routing information needs to be updated. This MUST be one of the following values. <283> Otherwise an error is returned.

Value	Meaning
PID_IPX 0x0000002B	IPX protocol
PID_IP 0x00000021	IPv4 protocol

**pUpdateResult:** A pointer to a **DWORD** variable. This variable receives the result of the last call to RRouterInterfaceUpdateRoutes; see the return values of RRouterInterfaceUpdateRoutes.

**Return Values:** A-32 bit, unsigned integer value that indicates return status. A return value of ERROR\_SUCCESS (0x00000000) indicates that the operation was completed successfully; otherwise, the return value contains an error code, as specified in [MS-ERREF] or in section 2.2.4. All values that are not in the table that follows MUST be treated the same by the RRASM client.

Return value/code	Description
ERROR_SUCCESS 0x00000000	The call was successful.
ERROR_ACCESS_DENIED 0x00000005	The calling application does not have sufficient privileges, as specified in section 2.1.1.1.

The opnum field value for this method is 24.

When processing this call, the RRASM server MUST do the following.

- Validate, as specified in section 2.1.1.1, whether this method was called by a client that has access to the method. If the client does not have access, then return error ERROR\_ACCESS\_DENIED (0x00000005).
- If *dwTransportId* is not specified in the **SupportedTransportsList**, return an error other than those specified in the preceding table.
- Call the abstract interface **Invoke DIMSVC Method** specifying the operation and the parameters to enable RRAS server to perform the required management task.
- If the RRAS server processes the request successfully, update the *pUpdateResult* with the information provided by RRAS server and return ERROR\_SUCCESS (0x00000000). Otherwise return the error status that the RRAS server returns.

No exceptions are thrown beyond those thrown by the underlying RPC protocol [MS-RPCE].

### 3.1.4.26 (Updated Section) RRouterInterfaceUpdatePhonebookInfo (Opnum 25)

The **RRouterInterfaceUpdatePhonebookInfo** method<284> forces the router to pick up changes made on a specified demand-dial interface, *hInterface*. The *hDimServer* handle specifies the RRASM server on which the call is to be executed. Call this method after changes are made to a phone-book entry for a demand-dial interface, such as **ROUTER\_IF\_TYPE\_HOME\_ROUTER** or **ROUTER\_IF\_TYPE\_FULL\_ROUTER**.

```
DWORD RRouterInterfaceUpdatePhonebookInfo(  
    [in] DIM_HANDLE hDimServer,  
    [in] DWORD hInterface  
);
```

**hDimServer:** A handle to the RRASM server where the call is to be executed, see section 3.1.3.

**hInterface:** The unique identifier of an interface. This can be obtained from **RRouterInterfaceCreate** (section 3.1.4.13) or **RRouterInterfaceGetHandle** (section 3.1.4.12). Because the RRASM server does not maintain the interface handles, the RRAS server SHOULD check and ensure that this handle is a valid interface handle.

**Return Values:** A 32-bit, unsigned integer value that indicates return status. A return value of **ERROR\_SUCCESS** (0x00000000) indicates that the operation was completed successfully; otherwise, it contains an error code, as specified in [MS-ERREF] or in section 2.2.4. All values that are not in the table that follows MUST be treated the same by the RRASM client.

Return value/code	Description
<b>ERROR_SUCCESS</b> 0x00000000	The call was successful.
<b>ERROR_ACCESS_DENIED</b> 0x00000005	The calling application does not have sufficient privileges, as specified in section 2.1.1.1.

The opnum field value for this method is 25.

When processing this call, the RRASM server MUST do the following:

- Validate, as specified in section 2.1.1.1, whether this method was called by a client that has access to the method. If the client does not have access, then return error **ERROR\_ACCESS\_DENIED** (0x00000005).
- Call the abstract interface **Invoke DIMSVC Method** specifying the operation and the parameters to enable RRAS server to perform the required management task.
- Return any error result the RRAS server might return while processing this request. Otherwise return **ERROR\_SUCCESS** (0x00000000).

No exceptions are thrown beyond those thrown by the underlying RPC protocol [MS-RPCE].

### 3.1.4.27 (Updated Section) RMIBEntryCreate (Opnum 26)

The **RMIBEntryCreate** method<285> creates an MIB entry that is used by the RRAS to create a route entry in the IPv4 routing table.

```
DWORD RMIBEntryCreate(  
    [in] DIM_HANDLE hDimServer,  
    [in] DWORD dwPid,  
    [in] DWORD dwRoutingPid,
```

```
[in] PDIM_MIB_ENTRY_CONTAINER pInfoStruct
);
```

**hDimServer:** A handle to the RRASM server where the call is to be executed, see section 3.1.3.

**dwPid:** Specifies the transport protocol.

**dwRoutingPid:** Specifies the routing protocol. The value of this parameter MUST be set to IPRTRMGR\_PID (0x00002710). The method MUST return an error other than those specified in the return value table for any other value.

**pInfoStruct:** This is a pointer to a DIM\_MIB\_ENTRY\_CONTAINER (section 2.2.1.2.19) structure with valid **dwMibInEntrySize** and **pMibInEntry** fields. The **dwMibOutEntrySize** and **pMibOutEntry** of the structure are ignored by the server for this method. **dwMibInEntrySize** MUST be set to the size of data being passed in **pMibInEntry**. If *pInfoStruct* is NULL, an error other than those specified in the return value table is returned. Otherwise, the pointer is treated as a pointer to the **DIM\_MIB\_ENTRY\_CONTAINER** structure.

Because the *dwRoutingPid* parameter of this method MUST take the value IPRTRMGR\_PID (0x00002710), the **pMibInEntry** field of *pInfoStruct* MUST be a pointer to MIB\_OPAQUE\_INFO (section 2.2.1.2.53). The **dwId** and **rgbyData** fields of **MIB\_OPAQUE\_INFO** MUST be set to one of the values in the following table.

dwId Value	Structure that MUST be pointed to by rgbyData	Remarks
ROUTE_MATCHING 0x0000001F	MIB_IPDESTROW (section 2.2.1.2.20)	<p>A route corresponding to data in <b>rgbyData</b> is added in the IPv4 route table.</p> <p>The route is created with the following fields specified in <b>MIB_IPDESTROW</b> and the <b>ForwardRow</b> member of <b>MIB_IPDESTROW</b>:</p> <ul style="list-style-type: none"> <li>*— dwForwardDest</li> <li>*— dwForwardMask</li> <li>*— dwForwardPolicy</li> <li>*— dwForwardNextHop</li> <li>*— ForwardType</li> <li>*— ForwardProto</li> <li>*— dwForwardAge</li> <li>*— dwForwardNextHopAS</li> <li>*— dwForwardIfIndex</li> <li>*— dwForwardProto</li> <li>*— dwForwardMetric1</li> <li>*— dwForwardMetric2</li> <li>*— dwForwardMetric3</li> <li>*— dwForwardMetric4</li> <li>*— dwForwardMetric5</li> </ul>



dwId-Value	Structure that MUST be pointed to by rgbyData	Remarks
		<ul style="list-style-type: none"> <li>• <b>dwForwardPreference</b></li> </ul> <p>And the <b>dwForwardViewSet</b> field of <b>MIB_IPDESTROW</b>:</p> <ul style="list-style-type: none"> <li>• <b>dwRtInfoDest</b></li> <li>• <b>dwRtInfoMask</b></li> <li>• <b>dwRtInfoNextHop</b></li> <li>• <b>dwRtInfoIfIndex</b></li> <li>• <b>dwRtInfoProto</b></li> <li>• <b>dwRtInfoMetric1</b></li> <li>• <b>dwRtInfoMetric2</b></li> <li>• <b>dwRtInfoMetric3</b></li> </ul> <p>The following fields are set to these values irrespective of the values specified in the <b>pMibInEntry</b>:</p> <ul style="list-style-type: none"> <li>• <b>dwForwardPolicy</b> is set to 0.</li> <li>• <b>dwForwardMetric4</b> and <b>dwForwardMetric5</b> are set to <b>MIB_IPROUTE_METRIC_UNUSED (-1)</b>.</li> <li>• <b>dwForwardPreference</b> is set to <b>IP_PRIORITY_DEFAULT_METRIC (0x0000007F)</b>.</li> </ul>

**dwId** set to the value **ROUTE\_MATCHING (0x0000001F)**.

**rgbyData** MUST be a pointer to a **MIB\_IPDESTROW** (section 2.2.1.2.20) structure. A route corresponding to data in **rgbyData** is added in the IPv4 route table. The route is created with the following fields specified:

**ForwardRow**: Contains the **MIB\_IPFORWARDROW** (section 2.2.1.2.35) structure that contains the route information with the following fields set:

**dwForwardDest**

**dwForwardMask**

**dwForwardPolicy**

**dwForwardNextHop**

**ForwardType**

**ForwardProto**

**dwForwardAge**

**dwForwardNextHopAS**

**dwForwardIfIndex**

**dwForwardProto**

**dwForwardMetric1**

**dwForwardMetric2**

**dwForwardMetric3**

**dwForwardMetric4**

**dwForwardMetric5**

**dwForwardPreference**

**dwForwardViewSet:** This MUST be the view information of the **ForwardRow** with the following fields specified, see **INTERFACE\_ROUTE\_INFO** (section 2.2.1.2.11):

**dwRtInfoDest**

**dwRtInfoMask**

**dwRtInfoNextHop**

**dwRtInfoMetric1**

**dwRtInfoMetric2**

**dwRtInfoMetric3**

**dwRtInfoIfIndex**

**dwRtInfoProto**

**pMibInEntry:** The following fields are set to these values irrespective of the values specified:

**dwForwardPolicy** is set to 0.

**dwForwardMetric4** and **dwForwardMetric5** are set to MIB\_IPROUTE\_METRIC\_UNUSED (-1).

**dwForwardPreference** is set to IP\_PRIORITY\_DEFAULT\_METRIC (0x0000007F).

If **pMibInEntry** is NULL, an error other than those specified in the return values table is returned. Otherwise the pointer to **pMibInEntry** is cast to a pointer to [MIB\\_OPAQUE\\_INFO](#).

If **dwMibInEntrySize** does not match the size of [MIB\\_IPDESTROW](#) an error other than those specified in the return values table is returned.

**Return Values:** A 32-bit, unsigned integer value that indicates return status. A return value of ERROR\_SUCCESS (0x00000000) indicates that the operation was completed successfully; otherwise, it contains an error code, as specified in [MS-ERREF] or [in](#) section 2.2.4. All values that are not in the table that follows MUST be treated the same by the RRASM client.

Return value/code	Description
ERROR_SUCCESS 0x00000000	The call was successful.

Return value/code	Description
ERROR_ACCESS_DENIED 0x00000005	The calling application does not have sufficient privileges, as specified in section 2.1.1.1.

The opnum field value for this method is 26.

When processing this call, the RRASM server MUST do the following:

- Validate, as specified in section 2.1.1.1, whether this method was called by a client that has access to the method. If the client does not have access, then return error ERROR\_ACCESS\_DENIED (0x00000005).
- If *pInfoStruct* is NULL, return an error other than those in the preceding table.
- If *dwPid* is not specified in the **SupportedTransportsList**, return an error other than those specified in the preceding table.
- Call the abstract interface **Invoke DIMSVC Method** specifying the operation and the parameters to enable RRAS server to perform the required management task.
- Return any error that the RRAS server returns while processing this request. Otherwise return ERROR\_SUCCESS (0x00000000).

No exceptions are thrown beyond those thrown by the underlying RPC protocol [MS-RPCE].

### 3.1.4.28 (Updated Section) RMIBEntryDelete (Opnum 27)

The **RMIBEntryDelete** method<286> deletes a MIB entry in an IPv4 forwarding table. This causes the IPv4 routing table entry to be deleted.

```

DWORD RMIBEntryDelete(
    [in] DIM_HANDLE hDimServer,
    [in] DWORD dwPid,
    [in] DWORD dwRoutingPid,
    [in] PDIM_MIB_ENTRY_CONTAINER pInfoStruct
);

```

**hDimServer:** A handle to the RRASM server where the call is to be executed, see section 3.1.3.

**dwPid:** Specifies the transport. The value of this field MUST be as follows.

Value	Meaning
PID_IP 0x00000021	An IPv4 MIB entry is to be deleted.

**dwRoutingPid:** Specifies the routing protocol. This MUST be 0x00002710 (10000) and indicates that *pInfoStruct* MUST point to MIB\_OPAQUE\_QUERY (section 2.2.1.2.54). Otherwise an error other than those specified in the return values table is returned.

**pInfoStruct:** This parameter MUST be a pointer to the structure DIM\_MIB\_ENTRY\_CONTAINER (section 2.2.1.2.19) with valid **dwMibInEntrySize** and **pMibInEntry** fields. The parameters *dwMibOutEntrySize* and *pMibOutEntry* are ignored by the server. **dwMibInEntrySize** MUST be set to the size of data being passed in **pMibInEntry**.

**pMibInEntry** MUST be a pointer to MIB\_OPAQUE\_QUERY. **dwVarId** and **rgdwVarIndex** of MIB\_OPAQUE\_QUERY MUST be set to one of the following values that need to be deleted.

<b>dwVarId Value</b>	<b>Structure that MUST to be pointed by rgdwVarIndex</b>	<b>Remarks</b>
ROUTE_MATCHING 0x0000001F	MIB_IPDESTROW (section 2.2.1.2.20) <ul style="list-style-type: none"> <li>▪ rgdwVarIndex[0] MUST be dwForwardDest</li> <li>▪ rgdwVarIndex[1] MUST be dwForwardMask</li> <li>▪ rgdwVarIndex[2] MUST be dwForwardIfIndex</li> <li>▪ rgdwVarIndex[3] MUST be dwForwardNextHop</li> <li>▪ rgdwVarIndex[4] MUST be dwForwardProto</li> </ul>	A route with the following matching fields specified in ForwardRow and MIB_IPDESTROW is deleted from the IPv4 route table: <ul style="list-style-type: none"> <li>▪ dwForwardDest</li> <li>▪ dwForwardMask</li> <li>▪ dwForwardIfIndex</li> <li>▪ dwForwardNextHop</li> <li>▪ dwForwardProto</li> </ul>
IP_NETTABLE 0x00000009	MIB_IPNETTABLE (section 2.2.1.2.48) rgdwVarIndex[0] MUST be dwIfIndex rgdwVarIndex[1] MUST be dwAddr	An entry is deleted whose interface index matches the <b>dwIfIndex</b> and whose IPv4 address matches the specified <b>dwAddr</b> .

If **pMibInEntry** is NULL, an error other than those specified in the return value table is returned. Otherwise, the pointer to **pMibInEntry** is cast to a pointer to a MIB\_OPAQUE\_QUERY.

If *pInfoStruct* is NULL, an error other than those specified in the following return value table is returned.

If **dwMibInEntrySize** does not match the size of MIB\_IPDESTROW (section 2.2.1.2.20) an error other than those specified in the return value table is returned.

**Return Values:** A 32-bit, unsigned integer value that indicates return status. A return value of ERROR\_SUCCESS (0x00000000) indicates that the operation was completed successfully; otherwise, it contains an error code, as specified in [MS-ERREF] or in section 2.2.4. All values that are not in the following table MUST be treated the same by the RRASM client.

<b>Return value/code</b>	<b>Description</b>
ERROR_SUCCESS 0x00000000	The call was successful.
ERROR_ACCESS_DENIED 0x00000005	The calling application does not have sufficient privileges, as specified in section 2.1.1.1.

The opnum field value for this method is 27.

When processing this call, the RRASM server MUST do the following:

- Validate, as specified in section 2.1.1.1, whether this method was called by a client that has access to the method. If the client does not have access, then return error ERROR\_ACCESS\_DENIED (0x00000005).
- If *pInfoStruct* is NULL, return an error other than those in the preceding table.
- Validate that the *dwPid* is not specified in the **SupportedTransportsList**, return an error other than those specified in the preceding table.

- Call the abstract interface **Invoke DIMSVC Method** specifying the operation and the parameters to enable RRAS server to perform the required management task.
- Return any error status returned by the RRAS server while processing the request. Otherwise return ERROR\_SUCCESS (0x00000000).

No exceptions are thrown beyond those thrown by the underlying RPC protocol [MS-RPCE].

### 3.1.4.29 (Updated Section) RMIBEntrySet (Opnum 28)

The **RMIBEntrySet** method<288> modifies an MIB entry in the IPv4 forwarding table.

```

DWORD
RMIBEntrySet(
    [in] DIM_HANDLE hDimServer,
    [in] DWORD dwPid,
    [in] DWORD dwRoutingPid,
    [in] PDIM_MIB_ENTRY_CONTAINER pInfoStruct
);

```

**hDimServer:** A handle to the RRASM server where the call is to be executed, see section 3.1.3.

**dwPid:** Specifies the transport protocol. The value of this parameter MUST be PID\_IP. The method MUST return an error other than those specified in the return value table for any other value.

Value	Meaning
PID_IP 0x00000021	An IPv4 MIB entry is to be deleted.

**dwRoutingPid:** Specifies the routing protocol. This MUST be 0x00002710 (10000) and indicate that *pInfoStruct* MUST point to MIB\_OPAQUE\_QUERY (section 2.2.1.2.54). Otherwise, an error other than those specified in the return table value is returned.

**pInfoStruct:** This MUST be a pointer to the structure DIM\_MIB\_ENTRY\_CONTAINER (section 2.2.1.2.19) with valid **dwMibInEntrySize** and **pMibInEntry** fields. The **dwMibOutEntrySize** and **pMibOutEntry** of the structure are ignored by the server for this method. **dwMibInEntrySize** MUST be set to the size of data being passed in **pMibInEntry**. If *pInfoStruct* is NULL, an error other than those specified in the return value table is returned. Otherwise, the pointer is treated as a pointer to the structure DIM\_MIB\_ENTRY\_CONTAINER.

Since the *dwRoutingPid* parameter of this method MUST take a value IPRTRMGR\_PID (0x00002710), the **pMibInEntry** field of *pInfoStruct* MUST be a pointer to MIB\_OPAQUE\_INFO (section 2.2.1.2.53). The **dwId** and **rgbyData** fields of **MIB\_OPAQUE\_INFO** MUST be set to one of the values in the following table.

dwId Value	Structure that MUST be pointed to by rgbyData	Remarks
ROUTE_MATCHING 0x0000001F	MIB_IPDESTROW (section 2.2.1.2.20)	A route corresponding to data in <b>rgbyData</b> is added in the IPv4 route table. The route is created with the following fields specified in MIB_IPDESTROW and the <b>ForwardRow</b> member of MIB_IPDESTROW: <b>ForwardRow:</b> Contains the <b>MIB_IPFORWARDROW</b> (section 2.2.1.2.35) structure that contains the route information with the

dwId Value	Structure that MUST be pointed to by rgbyData	Remarks
		<p data-bbox="837 226 1047 254">following fields set:</p> <ul style="list-style-type: none"> <li data-bbox="837 279 1052 306">▪ dwForwardDest</li> <li data-bbox="837 327 1052 354">▪ dwForwardMask</li> <li data-bbox="837 375 1062 403">▪ dwForwardPolicy</li> <li data-bbox="837 424 1094 451">▪ dwForwardNextHop</li> <li data-bbox="837 472 1024 499">▪ ForwardType</li> <li data-bbox="837 520 1024 548">▪ ForwardProto</li> <li data-bbox="837 569 1040 596">▪ dwForwardAge</li> <li data-bbox="837 617 1122 644">▪ dwForwardNextHopAS</li> <li data-bbox="837 665 1078 693">▪ dwForwardMetric1</li> <li data-bbox="837 714 1078 741">▪ dwForwardMetric2</li> <li data-bbox="837 762 1078 789">▪ dwForwardMetric3</li> <li data-bbox="837 810 1078 837">▪ dwForwardMetric4</li> <li data-bbox="837 858 1078 886">▪ dwForwardMetric5</li> <li data-bbox="837 907 1114 934">▪ dwForwardPreference</li> <li data-bbox="837 955 1089 982">▪ dwForwardViewSet</li> <li data-bbox="837 1003 1029 1031">▪ dwRtInfoDest</li> <li data-bbox="837 1052 1029 1079">▪ dwRtInfoMask</li> <li data-bbox="837 1100 1073 1127">▪ dwRtInfoNextHop</li> <li data-bbox="837 1148 1057 1176">▪ dwRtInfoIfIndex</li> <li data-bbox="837 1197 1029 1224">▪ dwRtInfoProto</li> <li data-bbox="837 1245 1057 1272">▪ dwRtInfoMetric1</li> <li data-bbox="837 1293 1057 1320">▪ dwRtInfoMetric2</li> <li data-bbox="837 1341 1057 1369">▪ dwRtInfoMetric3</li> </ul> <p data-bbox="837 1444 1398 1528"><b>pMibInEntry:</b> The following fields are set to these values irrespective of the values specified: <b>(INTERFACE_ROUTE_INFO (section 2.2.1.2.11)):</b></p> <ul style="list-style-type: none"> <li data-bbox="837 1549 1211 1577">▪ <b>dwForwardPolicy</b> is set to 0.</li> <li data-bbox="837 1598 1406 1654">▪ <b>dwForwardMetric4</b> and <b>dwForwardMetric5</b> are set to MIB_IPROUTE_METRIC_UNUSED (-1).</li> <li data-bbox="837 1675 1398 1732">▪ <b>dwForwardPreference</b> is set to IP_PRIORITY_DEFAULT_METRIC (0x0000007F).</li> </ul>

<b>dwId Value</b>	<b>Structure that MUST be pointed to by rgbyData</b>	<b>Remarks</b>
IF_ROW 0x00000002	MIB_IFROW (section 2.2.1.2.29)	Only <b>dwAdminStatus</b> can be set to IF_ADMIN_STATUS_DOWN or IF_ADMIN_STATUS_UP (see <b>dwAdminStatus</b> of INTERFACE_STATUS_INFO (section 2.2.1.2.18).
MCAST_IF_ENTRY 0x00000017	MIB_IPMCAST_IF_ENTRY (section 2.2.1.2.40)	<b>dwTtl</b> MUST be set to less than or equal to 255. <b>dwRateLimit</b> MUST NOT be set to 0. <b>dwIfIndex</b> MUST be set to the index of the interface for which the entries are being updated. The following entries can be set only if the operational status of the interface is IF_OPER_STATUS_OPERATIONAL (see <b>dwOperStatus</b> of MIB_IFROW: <b>ulInMcastOctets</b> <b>ulOutMcastOctets</b>
MCAST_BOUNDARY 0x0000001A	MIB_IPMCAST_BOUNDARY (section 2.2.1.2.37)	If <b>dwStatus</b> is set to ROWSTATUS_CREATEANDGO, the boundary information specified in MIB_IPMCAST_BOUNDARY is created. If <b>dwStatusfield</b> is set to ROWSTATUS_DESTROY, the boundary information specified in MIB_IPMCAST_BOUNDARY is deleted.

**Return Values:** A 32-bit, unsigned integer value that indicates return status. A return value of ERROR\_SUCCESS (0x00000000) indicates that the operation was completed successfully; otherwise, it contains an error code, as specified in [MS-ERREF] or in section 2.2.4. All values that are not in the table that follows MUST be treated the same by the RRASM client.

<b>Return value/code</b>	<b>Description</b>
ERROR_SUCCESS 0x00000000	The call was successful.
ERROR_ACCESS_DENIED 0x00000005	The calling application does not have sufficient privileges, as specified in section 2.1.1.1.

All error values MUST be treated the same and as long as ERROR\_SUCCESS is not returned, the call is deemed failed.

The opnum field value for this method is 28.

When processing this call, the RRASM server MUST do the following:

- Validate, as specified in section 2.1.1.1, whether this method was called by a client that has access to the method. If the client does not have access, then return error ERROR\_ACCESS\_DENIED (0x00000005).
- If *pInfoStuct* is NULL, return an error other than specified those in the preceding table.
- If *dwPid* is not specified in the **SupportedTransportsList**, return an error other than those specified in the preceding table.

- Call the abstract interface **Invoke DIMSVC Method** specifying the operation and the parameters to enable RRAS server to perform the required management task.
- Return any error status that the RRAS server might return while processing the request. Otherwise return ERROR\_SUCCESS (0x00000000).

No exceptions are thrown beyond those thrown by the underlying RPC protocol [MS-RPCE].

### 3.1.4.30 (Updated Section) RMIBEntryGet (Opnum 29)

The **RMIBEntryGet** method<289> retrieves the value of a RRAS MIB entry that corresponds to the transport and that matches the information specified in *pInfoStuct*.

```

DWORD RMIBEntryGet (
    [in] DIM_HANDLE hDimServer,
    [in] DWORD dwPid,
    [in] DWORD dwRoutingPid,
    [in, out] PDIM_MIB_ENTRY_CONTAINER pInfoStuct
);

```

**hDimServer:** A handle to the RRASM server where the call is to be executed, see section 3.1.3.

**dwPid:** Specifies the transport protocol. The value of this parameter MUST be one from the following table.<290> The method MUST return an error for any other values.

Value	Meaning
PID_IPX 0x0000002B	An IPX protocol MIB entry is to be retrieved.
PID_IP 0x00000021	An IPv4 protocol MIB entry is to be retrieved.
PID_IPV6 0x00000057	An IPv6 protocol MIB entry is to be retrieved.

**dwRoutingPid:** If *dwPid* is PID\_IP and if *dwRoutingPid* is 10000, then **pMibInEntry** MUST point to MIB\_OPAQUE\_QUERY (section 2.2.1.2.54). The **dwVarId** field of MIB\_OPAQUE\_QUERY MUST be one of the following values. **pMibOutEntry** MUST be interpreted as a pointer to MIB\_OPAQUE\_QUERY.

See section 2.2.1.2.54 for details on the structure retrieved by the **rgdwVarIndex** field of MIB\_OPAQUE\_QUERY for different **dwVarId** values.

dwVarId Value	Meaning
IF_NUMBER 0x00000000	Number of interfaces on the machine.
IF_TABLE 0x00000001	Information about interface table.
IF_ROW 0x00000002	Information about a particular interface.
IP_STATS 0x00000003	Information about the IP protocol.



<b>dwVarId Value</b>	<b>Meaning</b>
IP_ADDRTABLE 0x00000004	Table of IPv4 address entries.
IP_ADDRROW 0x00000005	Information for a particular IPv4 address.
IP_FORWARDNUMBER 0x00000006	Information about number of routes in a particular IP routing table.
IP_FORWARDTABLE 0x00000007	Table of IPv4 route entries.
IP_NETTABLE 0x00000009	Table of ARP entries for IPv4 addresses.
IP_NETROW 0x0000000A	Information about an ARP table entry for an IPv4 address.
ICMP_STATS 0x0000000B	Statistics for ICMP messages on a particular computer.
TCP_STATS 0x0000000C	Statistics for the TCP protocol running on the local computer.
UDP_STATS 0x0000000F	Statistics for the UDP running on the local computer.
MCAST_MFE 0x00000012	Information for an IP multicast forwarding entry.
MCAST_MFE_STATS 0x00000013	Statistics associated with an MFE.
MCAST_IF_ENTRY 0x00000017	Information about an IP multicast interface.
ROUTE_MATCHING 0x0000001F	Information about a matching IP route.
BEST_IF 0x00000014	Index of the interface that has the best route to a particular destination IPv4 address.
MCAST_GLOBAL 0x00000018	Global information for IP multicast on a particular computer.
IF_STATUS 0x00000019	Status information for a particular interface.
MCAST_BOUNDARY 0x0000001A	Information about a router's scoped IPv4 multicast address boundaries.
MCAST_SCOPE 0x0000001B	Information about a multicast scope.

If *dwPid* is `PID_IPv6` and *dwRoutingPid* is 10000, then **pMibInEntry** MUST point to `MIB_OPAQUE_QUERY` (section 2.2.1.2.54). The **dwVarId** field of **pMibInEntry** MUST be one of the following values. **pMibOutEntry** MUST be interpreted as a pointer to `MIB_OPAQUE_QUERY`.

See section 2.2.1.2.54 for details on the structure retrieved by the **rgdwVarIndex** field of MIB\_OPAQUE\_QUERY for different **dwVarId** values.

dwVarId Value	Meaning
0x00000001 IF_TABLE	Information about interface table.
0x00000008 IP_FORWARDROW	Information about an IPv6 network route.

If *dwPid* is `PID_IP` and if *dwRoutingPid* is not `IPRTRMGR_PID` (0x00002710), then *dwRoutingPid* MUST be one of the entries in the **Value** column and *pMibInEntry* MUST be the corresponding entry in the **Structure to be pointed to by pMibInEntry** column in the following table. The routing protocols specified in the following table are valid only if the protocol is already initialized by RRAS for IPv4. RRAS initializes a protocol when a `RTR_TOC_ENTRY` with the **InfoType** corresponding to the protocol is present in the global configuration. The `RRouterInterfaceTransportSetGlobalInfo` method enables specifying the global configuration through the **pGlobalInfo** member of **pInfoStruct**.

Value	Meaning	Structure to be pointed to by pMibInEntry.	Remarks
MS_IP_BOOTP 0x0000270F	An entry in IBOOTPMIB needs to be retrieved.	IPBOOTP_MIB_GET_INPUT_DATA	See section 2.2.1.2.153 for details on how to populate IPBOOTP_MIB_GET_INPUT_DATA to retrieve different types of MIB entries.  When this method returns <b>pMibOutEntry</b> , <i>pInfoStruct</i> MUST be cast to IPBOOTP_MIB_GET_OUTPUT_DATA. See section 2.2.1.2.158 on how to interpret the data returned.
MS_IP_NAT 0x81372715	An entry in the NAT MIB needs to be retrieved.	IP_NAT_MIB_QUERY	See IP_NAT_MIB_QUERY (section 2.2.1.2.182) for details on how to populate this structure to retrieve the entries required. The values are returned in IP_NAT_MIB_QUERY.
MS_IP_DNS_PROXY 0x81372713	An entry in DNS Proxy MIB needs to be retrieved.	IP_DNS_PROXY_MIB_QUERY	See section 2.2.1.2.186 for details on how to populate IP_DNS_PROXY_MIB_QUERY. The values are returned in IP_DNS_PROXY_MIB_QUERY.
MS_IP_DHCP_ALLOCATOR 0x81372714	An entry in auto DHCP MIB is retrieved.	IP_AUTO_DHCP_MIB_QUERY	See section 2.2.1.2.188 for details on how to populate IP_AUTO_DHCP_MIB_QUERY. The values are returned in the same structure.
MS_IP_OSPF<291> 0x0000000D	An entry in OSPF MIB needs to	MIB_DA_MSG MIB_DA_MSG	

Value	Meaning	Structure to be pointed to by pMibInEntry.	Remarks
	be retrieved.	OSPF_GLOBAL_PARAM OSPF_ROUTE_FILTER_INFO OSPF_PROTO_FILTER_INFO OSPF_AREA_PARAM OSPF_AREA_RANGE_PARAM OSPF_VIRT_INTERFACE_PARAM OSPF_NBMA_NEIGHBOR_PARAM	

If *dwPid* is `PID_IPV6` and if *dwRoutingPid* is not `IPRTRMGR_PID (0x00002710)`, then *dwRoutingPid* MUST be one of the entries in the **Value** column and **pMibInEntry** MUST be the corresponding entry in the **Structure to be pointed to by pMibInEntry** in the following table. The routing protocols specified in the following table are valid only if the protocol is already initialized by RRAS for IPv6. RRAS initializes a protocol when a `RTR_TOC_ENTRY` with the **InfoType** corresponding to the protocol is present in the global configuration. The `RRouterInterfaceTransportSetGlobalInfo` method enables specifying the global configuration through the **pGlobalInfo** member of **pInfoStuct**.

Value	Meaning	Structure to be pointed to by pMibInEntry	Remarks
<code>MS_IPV6_DHCP</code> <code>0x000003E7</code>	An entry in DHCPv6 Relay agent MIB needs to be retrieved.	<code>DHCPV6R_MIB_GET_INPUT_DATA</code>	See section 2.2.1.2.161 on how to populate <code>DHCPV6R_MIB_GET_INPUT_DATA</code> . The values are returned in <code>DHCPV6R_MIB_GET_OUTPUT_DATA</code> .

**pInfoStuct:** This MUST be a pointer to the structure `DIM_MIB_ENTRY_CONTAINER` (section 2.2.1.2.19) with valid **dwMibInEntrySize** and **pMibInEntry** fields. **dwMibInEntrySize** MUST be set to the size of data being passed in **pMibInEntry**. **dwMibOutEntrySize** and **pMibOutEntry** are populated by the server. The caller frees the memory pointed to by *pInfoStuct*.

If *dwPid* is `PID_IPX`, *dwRoutingPid* MUST be one of the entries in the Value column and *pMibInEntry* MUST be the corresponding entry in the Structure to be pointed to by *pMibInEntry* in the return values table.

Value	Meaning	Structure to be pointed to by pMibInEntry.	Remarks
<code>IPX_PROTOCOL_BASE</code> <code>0x00000000</code>	IPX related information. The call was successful.	<code>IPX_MIB_GET_INPUT_DATA</code>	See section 2.2.1.2.106 for details on how to populate <code>IPX_MIB_GET_INPUT_DATA</code> to retrieve different types of MIB entries and how to interpret the data returned.

**Return Values:** A 32-bit, unsigned integer value that indicates return status. A return value of `ERROR_SUCCESS (0x00000000)` indicates that the operation was completed successfully; otherwise, it contains an error code, as specified in [MS-ERREF] or in section 2.2.4. All values that are not in the table that follows MUST be treated the same by the RRASM client.

Return value/code	Description
<code>ERROR_SUCCESS</code>	The call was successful.

Return value/code	Description
0x00000000	
ERROR_ACCESS_DENIED 0x00000005	The calling application does not have sufficient privileges, as specified in section 2.1.1.1.

The opnum field value for this method is 29.

When processing this call, the RRASM server MUST do the following:

- Validate, as specified in section 2.1.1.1, whether this method was called by a client that has access to the method. If the client does not have access, then return error ERROR\_ACCESS\_DENIED (0x00000005).
- If *pInfoStuct* is NULL, return an error other than those in the preceding table.
- If *dwPid* is not specified in the **SupportedTransportsList**, return an error other than those specified in the preceding table.
- Call the abstract interface **Invoke DIMSVC Method** specifying the operation and the parameters to enable RRAS server to perform the required management task.
- Return any error status returned by the RRAS server while processing the request. Otherwise, fill the MIB information returned by the RRAS server in the *pInfoStuct* and return ERROR\_SUCCESS (0x00000000).

No exceptions are thrown beyond those thrown by the underlying RPC protocol [MS-RPCE].

### 3.1.4.31 (Updated Section) RMIBEntryGetFirst (Opnum 30)

The **RMIBEntryGetFirst** method SHOULD<292> retrieve the first value of an entry corresponding to the transport, protocol, and the MIB entry specified in *pInfoStuct*.

```

DWORD
RMIBEntryGetFirst(
    [in] DIM_HANDLE hDimServer,
    [in] DWORD dwPid,
    [in] DWORD dwRoutingPid,
    [in, out] PDIM_MIB_ENTRY_CONTAINER pInfoStuct
);

```

**hDimServer:** A handle to the RRASM server where the call is to be executed, see section 3.1.3.

**dwPid:** Specifies the transport protocol. The value of this parameter MUST be one from the following table.<293>

Value	Meaning
PID_IPX 0x0000002B	An IPX MIB entry is to be retrieved.
PID_IP 0x00000021	An IPv4 MIB entry is to be retrieved.
PID_IPV6 0x00000057	An IPv6 MIB entry is to be retrieved.

**dwRoutingPid:** If *dwPid* is `PID_IP` and if *dwRoutingPid* is 10000, then **pMibInEntry** MUST point to `MIB_OPAQUE_QUERY` (section 2.2.1.2.54). The **dwVarId** field of `MIB_OPAQUE_QUERY` MUST be one of the following values. **pMibOutEntry** MUST be interpreted as a pointer to `MIB_OPAQUE_QUERY`.

See section 2.2.1.2.54 for details on the structure retrieved by the **rgdwVarIndex** field of `MIB_OPAQUE_QUERY` for different **dwVarId** values.

<b>dwVarId Value</b>	<b>Meaning</b>
IF_NUMBER 0x00000000	Number of interfaces on the machine.
IF_TABLE 0x00000001	Information about interface table.
IF_ROW 0x00000002	Information about a particular interface.
IP_STATS 0x00000003	Information about the IP protocol.
IP_ADDRTABLE 0x00000004	Table of IPv4 address entries.
IP_ADDRROW 0x00000005	Information for a particular IPv4 address.
IP_FORWARDNUMBER 0x00000006	Information about number of routes in a particular IP routing table.
IP_FORWARDTABLE 0x00000007	Table of IPv4 route entries.
IP_NETTABLE 0x00000009	Table of ARP entries for IPv4 addresses.
IP_NETROW 0x0000000A	Information about an ARP table entry for an IPv4 address.
ICMP_STATS 0x0000000B	Statistics for ICMP messages on a particular computer.
TCP_STATS 0x0000000C	Statistics for the TCP protocol running on the local computer.
UDP_STATS 0x0000000F	Statistics for the UDP running on the local computer.
MCAST_MFE 0x00000012	Information for an IP multicast forwarding entry.
MCAST_MFE_STATS 0x00000013	Statistics associated with an MFE.
MCAST_IF_ENTRY 0x00000017	Information about an IP multicast interface.
ROUTE_MATCHING	Information about a matching IP route.

dwVarId Value	Meaning
0x0000001F	
BEST_IF 0x00000014	Index of the interface that has the best route to a particular destination IPv4 address.
MCAST_GLOBAL 0x00000018	Global information for IP multicast on a particular computer.
IF_STATUS 0x00000019	Status information for a particular interface.
MCAST_BOUNDARY 0x0000001A	Information about a router's scoped IPv4 multicast address boundaries.
MCAST_SCOPE 0x0000001B	Information about a multicast scope.

If *dwPid* is `PID_IPv6` and *dwRoutingPid* is 10000, then **pMibInEntry** MUST point to **MIB\_OPAQUE\_QUERY** (section 2.2.1.2.54). The **dwVarId** field of **pMibInEntry** MUST be one of the following values. **pMibOutEntry** MUST be interpreted as a pointer to **MIB\_OPAQUE\_QUERY**.

See section 2.2.1.2.54 for details on the structure retrieved by the **rgdwVarIndex** field of **MIB\_OPAQUE\_QUERY** for different **dwVarId** values.

dwVarId Value	Meaning
0x00000008 IP_FORWARDROW	Information about an IPv6 network route.

If *dwPid* is `PID_IP` and if *dwRoutingPid* is not `IPRTRMGR_PID` (0x00002710), then *dwRoutingPid* MUST be one of the entries in the **Value** column and *pMibInEntry* MUST be the corresponding entry in the **Structure to be pointed to by pMibInEntry** in the following table. The following specified routing protocols are valid only if the protocol is already initialized by RRAS for IPv4. RRAS initializes a protocol when an `RTR_TOC_ENTRY` with the **InfoType** corresponding to the protocol is present in the global configuration. The `RRouterInterfaceTransportSetGlobalInfo` method enables specifying the global configuration through the **pGlobalInfo** member of **pInfoStuct**.

Value	Meaning	Structure to be pointed to by pMibInEntry.	Remarks
MS_IP_BOOTP 0x0000270F	An entry in <code>IBOOTPMIB</code> needs to be retrieved.	<code>IPBOOTP_MIB_GET_INPUT_DATA</code>	See section 2.2.1.2.153 for details on how to populate <code>IPBOOTP_MIB_GET_INPUT_DATA</code> to retrieve different types of MIB entries.  When this method returns <b>pMibOutEntry</b> , <i>pInfoStruct</i> MUST be cast to <code>IPBOOTP_MIB_GET_OUTPUT_DATA</code> . See section 2.2.1.2.158 on how to interpret the data returned.
MS_IP_NAT	An entry	<code>IP_NAT_MIB_QUERY</code>	See

Value	Meaning	Structure to be pointed to by pMibInEntry.	Remarks
0x81372715	in the NAT MIB needs to be retrieved.		IP_NAT_MIB_QUERY (section 2.2.1.2.182) for details on how to populate this structure to retrieve the entries required. The values are returned in IP_NAT_MIB_QUERY.
MS_IP_DNS_PROXY 0x81372713	An entry in DNS Proxy MIB needs to be retrieved.	IP_DNS_PROXY_MIB_QUERY	See section 2.2.1.2.186 for details on how to populate IP_DNS_PROXY_MIB_QUERY. The values are returned in IP_DNS_PROXY_MIB_QUERY.
MS_IP_DHCP_ALLOCAT OR 0x81372714	An entry in auto DHCP MIB is retrieved.	IP_AUTO_DHCP_MIB_QUERY	See section 2.2.1.2.188 for details on how to populate IP_AUTO_DHCP_MIB_QUERY. The values are returned in the same structure.
MS_IP_OSPF<294> 0x0000000D	An entry in OSPF MIB needs to be retrieved.	MIB_DA_MSG MIB_DA_MSG OSPF_GLOBAL_PARAM OSPF_ROUTE_FILTER_INFO OSPF_PROTO_FILTER_INFO OSPF_AREA_PARAM OSPF_AREA_RANGE_PARAM OSPF_VIRT_INTERFACE_PARAM OSPF_NBMA_NEIGHBOR_PARAM	

If *dwPid* is PID\_IPV6 and if *dwRoutingPid* is not IPRTRMGR\_PID (0x00002710), then *dwRoutingPid* MUST be one of the entries in the **Value** column and **pMibInEntry** MUST be the corresponding entry in the **Structure to be pointed to by pMibInEntry** in the following table. The following specified routing protocols are valid only if the protocol is already initialized by RRAS for IPv6. RRAS initializes a protocol when an RTR\_TOC\_ENTRY with the **InfoType** corresponding to the protocol is present in the global configuration. The RRouterInterfaceTransportSetGlobalInfo method enables specifying the global configuration through the **pGlobalInfo** member of **pInfoStruct**.

Value	Meaning	Structure to be pointed to by pMibInEntry	Remarks
MS_IPV6_DHCP 0x000003E7	An entry in DHCPv6 Relay agent MIB needs to be retrieved.	DHCPV6R_MIB_GET_INPUT_DATA	See section 2.2.1.2.161 on how to populate DHCPV6R_MIB_GET_INPUT_DATA. The values are returned in DHCPV6R_MIB_GET_OUTPUT_DATA.

**pInfoStruct:** The same as in RMIBEntryGet (section 3.1.4.30).

**Return Values:** A 32-bit, unsigned integer value that indicates return status. A return value of ERROR\_SUCCESS (0x00000000) indicates that the operation was completed successfully;

otherwise, the return value contains an error code, as specified in [MS-ERREF] or [in](#) section 2.2.4. All values that are not in the table that follows MUST be treated the same by the RRASM client.

Return value/code	Description
ERROR_SUCCESS 0x00000000	The call was successful.
ERROR_ACCESS_DENIED 0x00000005	The calling application does not have sufficient privileges, as specified in section 2.1.1.1.

The opnum field value for this method is 30.

When processing this call, the RRASM server MUST do the following:

- Validate, as specified in section 2.1.1.1, whether this method was called by a client that has access to the method. If the client does not have access, then return error ERROR\_ACCESS\_DENIED (0x00000005).
- If *pInfoStuct* is NULL, return an error other than those in the preceding table.
- If *dwPid* is not specified in the **SupportedTransportsList**, return an error other than those specified in the preceding table.
- Call the abstract interface **Invoke DIMSVC Method** specifying the operation and the parameters to enable RRAS server to perform the required management task.
- Return any error status returned by the RRAS server while processing the request. Otherwise fill the MIB information returned by the RRAS server in the *pInfoStruct* and return ERROR\_SUCCESS (0x00000000).

No exceptions are thrown beyond those thrown by the underlying RPC protocol [MS-RPCE].

### 3.1.4.32 (Updated Section) RMIBEntryGetNext (Opnum 31)

The **RMIBEntryGetNext** method<295> retrieves the next (to the previous call) entry corresponding to the transport, protocol, and the MIB entry specified in *pInfoStuct*.

```
DWORD  
RMIBEntryGetNext(  
    [in] DIM_HANDLE hDimServer,  
    [in] DWORD dwPid,  
    [in] DWORD dwRoutingPid,  
    [in, out] PDIM_MIB_ENTRY_CONTAINER pInfoStuct  
);
```

**hDimServer:** A handle to the RRASM server where the call is to be executed, see section 3.1.3.

**dwPid:** The same as in RMIBEntryGet (section 3.1.4.30).

**dwRoutingPid:** The same as in RMIBEntryGetFirst (section 3.1.4.31).

**pInfoStuct:** The same as in RMIBEntryGet (section 3.1.4.30).

**Return Values:** A 32-bit, unsigned integer value that indicates return status. A return value of ERROR\_SUCCESS (0x00000000) indicates that the operation was completed successfully; otherwise, the value contains an error code, as specified in [MS-ERREF] or [in](#) section 2.2.4. All values that are not in the table that follows MUST be treated the same by the RRASM client.



Return value/code	Description
ERROR_SUCCESS 0x00000000	The call was successful.
ERROR_ACCESS_DENIED 0x00000005	The calling application does not have sufficient privileges, as specified in section 2.1.1.1.
ERROR_NO_MORE_ITEMS 0x00000103	No more data available.

The opnum field value for this method is 31.

When processing this call, the RRASM server MUST do the following:

- Validate, as specified in section 2.1.1.1, whether this method was called by a client that has access to the method. If the client does not have access, then return error ERROR\_ACCESS\_DENIED (0x00000005).
- If *pInfoStruct* is NULL, return an error other than those in the preceding table.
- If *dwPid* is not specified in the **SupportedTransportsList**, return an error other than those specified in the preceding table.
- Call the abstract interface **Invoke DIMSVC Method** specifying the operation and the parameters to enable RRAS server to perform the required management task.
- Return any error status returned by the RRAS server while processing the request. Otherwise fill the MIB information returned by the RRAS server in the **pInfoStruct**. If there are no more MIB entries to be returned, the RRAS server MUST return ERROR\_NO\_MORE\_ITEMS<296>; otherwise, return ERROR\_SUCCESS (0x00000000).

No exceptions are thrown beyond those thrown by the underlying RPC protocol [MS-RPCE].

### 3.1.4.33 (Updated Section) RMIBGetTrapInfo (Opnum 32)

The **RMIBGetTrapInfo** method<297> queries the module that set a trap event for more information about the trap. This method cannot be called remotely.

```

DWORD RMIBGetTrapInfo(
    [in] DIM_HANDLE hDimServer,
    [in] DWORD dwPid,
    [in] DWORD dwRoutingPid,
    [in, out] PDIM_MIB_ENTRY_CONTAINER pInfoStruct
);

```

**hDimServer:** A handle to the RRASM server where the call is to be executed, see section 3.1.3.

**dwPid:** Specifies the transport protocol. The value of this parameter MUST be one from the following table.<298>

Value	Meaning
PID_IPX 0x0000002B	An IPX MIB entry is to be retrieved.
PID_IP 0x00000021	An IPv4 MIB entry is to be retrieved.

Value	Meaning
PID_IPV6 0x00000057	An IPv6 entry is to be retrieved.

**dwRoutingPid:** Specifies the routing protocol that exported the variable.

**pInfoStruct:** Pointer to an opaque data structure DIM\_MIB\_ENTRY\_CONTAINER (section 2.2.1.2.19). The data structure's format is determined by the router manager or router manager client that is servicing the call. The data structure MUST contain information that specifies the variable being created and the value to assign to the variable.

**Return Values:** A 32-bit, unsigned integer value that indicates return status. A return value of ERROR\_SUCCESS (0x00000000) indicates that the operation was completed successfully; otherwise, the value contains an error code, as specified in [MS-ERREF] or in section 2.2.4. All values that are not in the table that follows MUST be treated the same by the RRASM client.

Return value/code	Description
ERROR_SUCCESS 0x00000000	The call was successful.
ERROR_ACCESS_DENIED 0x00000005	The calling application does not have sufficient privileges.

The opnum field value for this method is 32.

When processing this call, the RRASM server MUST do the following:

- Validate, as specified in section 2.1.1.1, whether this method was called by a client that has access to the method. If not, then return error ERROR\_ACCESS\_DENIED.
- If *pInfoStruct* is NULL, return an error other than one of the errors specified in the preceding table.
- If *dwPid* is not specified in the **SupportedTransportsList**, return an error other than those specified in the preceding table.
- Call the abstract interface **Invoke DIMSVC Method** specifying the operation and the parameters to enable RRAS server to perform the required management task.
- If the RRAS server successfully processes the request, return the information in *pInfoStruct* and with the information provided by the RRAS server and return ERROR\_SUCCESS (0x00000000). Otherwise return the error result provided by the RRAS server.

No exceptions are thrown beyond those thrown by the underlying RPC protocol [MS-RPCE].

### 3.1.4.34 (Updated Section) RMIBSetTrapInfo (Opnum 33)

The **RMIBSetTrapInfo** method<299> specifies a handle to an event that is signaled whenever a **TRAP** needs to be issued.

```
DWORD RMIBSetTrapInfo(
    [in] DIM_HANDLE hDimServer,
    [in] DWORD dwPid,
    [in] DWORD dwRoutingPid,
    [in] ULONG_PTR hEvent,
    [in] DWORD dwClientId,
    [in, out] PDIM_MIB_ENTRY_CONTAINER pInfoStruct
```

);

**hDimServer:** A handle to the RRASM server where the call is to be executed, see section 3.1.3.

**dwPid:** Specifies the protocol ID that exported the variable.

**dwRoutingPid:** Specifies the routing protocol that exported the variable.

**hEvent:** A handle to an event that is signaled when a trap needs to be issued. This MUST be a handle to an event on the RRAS server which is created within the process specified by **dwClientProcessId** which can be signaled whenever a **TRAPtrap** needs to be issued. Otherwise the method SHOULD fail with an appropriate error code as specified in [MS-ERREF].

**dwClientProcessId:** The current process identifier.

**pInfoStruct:** Pointer to an opaque data structure DIM\_MIB\_ENTRY\_CONTAINER (section 2.2.1.2.19). The data structure's format is determined by the router manager or router manager client that is servicing the call. The data structure MUST contain information that specifies the variable being created and the value to assign to the variable.

**Return Values:** A 32-bit, unsigned integer value that indicates return status. A return value of ERROR\_SUCCESS (0x00000000) indicates that the operation was completed successfully; otherwise, it contains an error code, as specified in [MS-ERREF] or in section 2.2.4. All values that are not in the table that follows MUST be treated the same by the RRASM client.

Return value/code	Description
ERROR_SUCCESS 0x00000000	The call was successful.
ERROR_ACCESS_DENIED 0x00000005	The calling application does not have sufficient privileges.
ERROR_INSUFFICIENT_BUFFER 0x0000007A	

The opnum field value for this method is 33.

When processing this call, the RRASM server MUST do the following:

- Validate, as specified in section 2.1.1.1, whether this method was called by a client that has access to the method. If not, then return error ERROR\_ACCESS\_DENIED.
- If *pInfoStruct* is NULL, return an error other than one of the errors specified in the preceding table.
- If *dwPid* is not specified in the **SupportedTransportsList**, return an error other than one of the errors specified in the preceding table.
- Call the abstract interface **Invoke DIMSVC Methodmethod** specifying the operation and the parameters to enable RRAS server to perform the required management task.
- If the RRAS server successfully processes the request, return ERROR\_SUCCESS (0x00000000). Otherwise return the error result provided by the RRAS server.

No exceptions are thrown beyond those thrown by the underlying RPC protocol [MS-RPCE].

### 3.1.4.35 (Updated Section) RRasAdminConnectionNotification (Opnum 34)

The **RRasAdminConnectionNotification** method<300> registers an event object with the RRAS server so that, if an interface connects or disconnects, the event is signaled. The *hDimServer* handle specifies on which RRAS server the call is to be executed.

```
DWORD RRasAdminConnectionNotification(  
    [in] DIM_HANDLE hDimServer,  
    [in] DWORD fRegister,  
    [in] DWORD dwClientId,  
    [in] ULONG_PTR hEventNotification  
);
```

**hDimServer:** A handle to the RRAS server where the call is to be executed, see section 3.1.3.

**fRegister:** This is of type **DWORD** and SHOULD be set to 1, if notifications are required when an interface is connected or disconnected. Set to 0 to unregister notifications.

**dwClientId:** The current process identifier that determines where the function is called from.

**hEventNotification:** A handle to an event that is signaled after the connection is connected or disconnected. This MUST be a handle to an event on the RRAS server which is created within the process specified by **dwClientId** which can be signaled on interface connect and disconnect events. Otherwise the method SHOULD fail with an appropriate error code as specified in [MS-ERREF].

**Return Values:** A 32-bit, unsigned integer value that indicates return status. A return value of **ERROR\_SUCCESS** (0x00000000) indicates that the operation was completed successfully; otherwise, it contains an error code, as specified in [MS-ERREF] or in section 2.2.4. All values that are not in the table that follows MUST be treated the same by the RRAS client.

Return value/code	Description
ERROR_SUCCESS 0x00000000	The call was successful.
ERROR_ACCESS_DENIED 0x00000005	The calling application does not have sufficient privileges.

The opnum field value for this method is 34.

When processing this call, the RRAS server MUST do the following:

- Validate, as specified in section 2.1.1.1, whether this method was called by a client that has access to the method. If not, then return error **ERROR\_ACCESS\_DENIED**.
- If *hEventNotification* is NULL, return an error other than those specified in the preceding table.
- If *RouterType* is **ROUTER\_TYPE\_LAN**, return an error other than those in the preceding table.
- Call the abstract interface **Invoke DIMSVC Method** specifying the operation and the parameters to enable RRAS server to perform the required management task.
- Return any error status the RRAS server might return while processing the request. Otherwise return **ERROR\_SUCCESS**.

No exceptions are thrown beyond those thrown by the underlying RPC protocol [MS-RPCE].

### 3.1.4.36 (Updated Section) RRasAdminSendUserMessage (Opnum 35)

The **RRasAdminSendUserMessage** method<301> sends a message to the user connected on the connection specified by *hDimServer*.<302>

```
DWORD RRasAdminSendUserMessage(  
    [in] DIM_HANDLE hDimServer,  
    [in] DWORD hDimConnection,  
    [in, string] LPWSTR lpwszMessage  
);
```

**hDimServer:** A handle to the RRASM server where the call is to be executed, see section 3.1.3.

**hDimConnection:** This is of type **DWORD** and MUST be set to a particular connection identifier for which the connection information is required. Obtain this handle by calling **RRasAdminConnectionEnum** (section 3.1.4.2). Since RRASM server does not maintain the connection handles, the RRAS server SHOULD check and ensure that this handle represents a valid interface handle.

**lpwszMessage:** A pointer to a Unicode string that specifies the message to the user. It MUST NOT be NULL.

**Return Values:** A 32-bit, unsigned integer value that indicates return status. A return value of **ERROR\_SUCCESS** (0x00000000) indicates that the operation was completed successfully; otherwise, the value contains an error code, as specified in [MS-ERREF] or [in](#) section 2.2.4. All values that are not in the table that follows MUST be treated the same by the RRASM client.

Return value/code	Description
ERROR_SUCCESS 0x00000000	The call was successful.
ERROR_ACCESS_DENIED 0x00000005	The calling application does not have sufficient privileges.

The opnum field value for this method is 35.

When processing this call, the RRASM server MUST do the following:

- Validate, as specified in section 2.1.1.1, whether this method was called by a client that has access to the method. If the client does not have access, then return error **ERROR\_ACCESS\_DENIED** (0x00000005).
- If *RouterType* is **ROUTER\_TYPE\_LAN**, return an error other than those specified in the preceding table.
- If *lpwszMessage* is NULL, return an error other than one of the errors specified in the preceding table.
- Call the abstract interface **Invoke DIMSVC Method** [method](#) specifying the operation and the parameters to enable RRAS server to perform the required management task.
- Return any error status the RRAS server might return while processing the request. Otherwise return **ERROR\_SUCCESS** (0x00000000).

No exceptions are thrown beyond those thrown by the underlying RPC protocol [MS-RPCE].

### 3.1.4.37 (Updated Section) RRRouterDeviceEnum (Opnum 36)

The **RRRouterDeviceEnum** method<303> retrieves the list of all the devices from the specified server. The *hDimServer* handle specifies the RRASM server on which the call is executed. The caller MUST pass a pointer to a valid DIM\_INFORMATION\_CONTAINER (section 2.2.1.2.1), where DIM\_INFORMATION\_CONTAINER.dwBufferSize is initialized to zero (0). The caller SHOULD free the memory pointed to by pInfoStruct->pBuffer.

```
DWORD RRRouterDeviceEnum(  
    [in] DIM_HANDLE hDimServer,  
    [in] DWORD dwLevel,  
    [in, out] PDIM_INFORMATION_CONTAINER pInfoStruct,  
    [in, out] LPDWORD lpdwTotalEntries  
);
```

**hDimServer:** A handle to the RRASM server where the call is to be executed, see section 3.1.3.

**dwLevel:** This is of type **DWORD** and MUST be set to the following value.

Value	Meaning
0	After the function returns the memory pointed to by pInfoStruct->pBuffer it is interpreted as array of MPR_DEVICE_0 (section 2.2.1.2.86). The size of the array is determined by <i>lpdwEntriesRead</i> .

**pInfoStruct:** This is a pointer of type DIM\_INFORMATION\_CONTAINER (section 2.2.1.2.1), and pInfoStruct.dwBufferSize is initialized to zero (0). Upon successful return, the pInfoStruct->pBuffer is a typecast array of MPR\_DEVICE\_0 (section 2.2.1.2.86) and the array size is determined by the value to pointer *lpdwTotalEntries*.

**lpdwTotalEntries:** This is a pointer to type **DWORD** and receives the total number of devices that have been enumerated.

**Return Values:** A 32-bit, unsigned integer value that indicates return status. A return value of ERROR\_SUCCESS (0x00000000) indicates that the operation was completed successfully; otherwise, the return value contains an error code, as specified in [MS-ERREF] or in section 2.2.4. All values that are not in the table that follows MUST be treated the same by the RRASM client.

Return value/code	Description
ERROR_SUCCESS 0x00000000	The call was successful.
ERROR_ACCESS_DENIED 0x00000005	The calling application does not have sufficient privileges.

The opnum field value for this method is 36.

When processing this call, the RRASM server MUST do the following:

- Validate, as specified in section 2.1.1.1, whether this method was called by a client that has access to the method. If the client does not have access, then return error ERROR\_ACCESS\_DENIED (0x00000005).
- If *pInfoStruct* is NULL, return an error other than one of the errors in the preceding table.
- If *dwLevel* is not supported, return an error other than those in the preceding table.

- Call the abstract interface **Invoke DIMSVC Method** specifying the operation and the parameters to enable RRAS server to perform the required management task.
- If the RRAS server completes the request successfully, place the returned information in **pInfoStruct** and set *lpdwTotalEntries* to the number of entries returned by RRAS server and return ERROR\_SUCCESS (0x00000000).
- Otherwise return the error status provided by RRAS server.

No exceptions are thrown beyond those thrown by the underlying RPC protocol [MS-RPCE].

### 3.1.4.38 (Updated Section) RRouterInterfaceTransportCreate (Opnum 37)

The **RRouterInterfaceTransportCreate** method<304> is used to create a new transport on the RRAS server.

```

DWORD RRouterInterfaceTransportCreate(
    [in] DIM_HANDLE hDimServer,
    [in] DWORD dwTransportId,
    [in, string] LPWSTR lpwsTransportName,
    [in] PDIM_INTERFACE_CONTAINER pInfoStruct,
    [in, string] LPWSTR lpwsDLLPath
);

```

**hDimServer:** A handle to the RRASM server where the call is to be executed, see section 3.1.3.

**dwTransportId:** Specifies the transport for which the information is set (IPX, IPv4, or IPv6). It MUST be set to one of the following values.<305>

Value	Meaning
PID_IPX 0x0000002B	IPX protocol
PID_IP 0x00000021	IPv4 protocol
PID_IPV6 0x00000057	IPv6 protocol

**lpwsTransportName:** Pointer to a null-terminated Unicode string that specifies the name of the transport being added. If this parameter is not specified, the *dwTransportId* parameter is converted into a string and used as the transport name.

**pInfoStruct:** Pointer to a DIM\_INTERFACE\_CONTAINER (section 2.2.1.2.2). This MUST NOT be NULL. The **pGlobalInfo** member of the DIM\_INTERFACE\_CONTAINER MUST NOT be NULL and MUST point to a valid RTR\_INFO\_BLOCK\_HEADER (section 2.2.1.2.3) and RTR\_TOC\_ENTRY (section 2.2.1.2.4).

If *dwTransportId* is PID\_IP or PID\_IPV6, one or more of the following entries MUST be set in the **InfoType** field in the RTR\_TOC\_ENTRY (section 2.2.1.2.4) structure while passing to the method.

Value	Meaning and conditions	Structure pointed to at offset
IP_PROT_PRIORITY_INFO 0xFFFF0006	IPv4 and IPv6 route priority information is specified.	PRIORITY_INFO (section 2.2.1.2.12)
IP_PROT_PRIORITY_INFO_EX	IPv4 and IPv6 route priority	PRIORITY_INFO_EX (section 2.2.1.2.266)

Value	Meaning and conditions	Structure pointed to at offset
0xFFFF0017	information is specified.	
IPV6_GLOBAL_INFO 0xFFFF000F	Global IPv6 logging and filtering information.	GLOBAL_INFO (section 2.2.1.2.9)
IP_GLOBAL_INFO 0xFFFF0003	Global IPv4 logging and filtering information.	GLOBAL_INFO (section 2.2.1.2.9)

**IpwsDLLPath:** Pointer to a null-terminated Unicode string that specifies the name of the router manager DLL for the specified transport. If this name is specified, the function sets the DLL path for this transport to this name.<306>

**Return Values:** A 32-bit, unsigned integer value that indicates return status. A return value of ERROR\_SUCCESS (0x00000000) indicates that the operation was completed successfully; otherwise, it contains an error code, as specified in [MS-ERREF] or in section 2.2.4. All values that are not in the table that follows MUST be treated the same by the RRASM client.

Return value/code	Description
ERROR_SUCCESS 0x00000000	The call was successful.
ERROR_ACCESS_DENIED 0x00000005	The calling application does not have sufficient privileges.

The opnum field value for this method is 37.

When processing this call, the RRASM server MUST do the following:

- Validate, as specified in section 2.1.1.1, whether this method was called by a client that has access to the method. If the client does not have access, then return error ERROR\_ACCESS\_DENIED (0x00000005).
- If *pInfoStruct* is NULL, return an error other than one of the errors specified in the preceding table.
- If *dwTransportId* is not specified in the **SupportedTransportsList**, return an error other than one of the errors specified in the preceding table.
- Call the abstract interface **Invoke DIMSVC** **Method** **method** specifying the operation and the parameters to enable RRAS server to perform the required management task.
- Return any error status returned by the RRAS server. Otherwise return ERROR\_SUCCESS.

No exceptions are thrown beyond those thrown by the underlying RPC protocol [MS-RPCE].

### 3.1.4.39 (Updated Section) RRRouterInterfaceDeviceInfo (Opnum 38)

The **RRRouterInterfaceDeviceInfo** method<307> retrieves information for a specified device, *dwIndex*, for a specified interface *hInterface*, on a specified server, *hDimServer*.

```
DWORD RRRouterInterfaceDeviceInfo(
    [in] DIM_HANDLE hDimServer,
    [in] DWORD dwLevel,
    [in, out] PDIM_INFORMATION_CONTAINER pInfoStruct,
    [in] DWORD dwIndex,
    [in] DWORD hInterface
```



);

**hDimServer:** A handle to the RRASM server where the call is executed, see section 3.1.3.

**dwLevel:** This is of type **DWORD** and MUST be set to any of the following values.

Value	Meaning
0	After the function returns, the memory pointed to by pInfoStruct->pBuffer is interpreted as MPR_DEVICE_0 (section 2.2.1.2.86).
1	After the function returns, the memory pointed to by pInfoStruct->pBuffer is interpreted as MPR_DEVICE_1 (section 2.2.1.2.87).

**pInfoStruct:** This is a pointer of type DIM\_INFORMATION\_CONTAINER (section 2.2.1.2.1) and **pInfoStruct.dwBufferSize** SHOULD be initialized to zero (0). Upon successful return, the pInfoStruct->pBuffer is a typecast array of MPR\_DEVICE\_0 (section 2.2.1.2.86) or MPR\_DEVICE\_1 (section 2.2.1.2.87), based on the *dwLevel* value.

**dwIndex:** Specifies the one-based index of the device. A multilinked demand-dial interface uses multiple devices.

**hInterface:** The unique identifier of an interface. This can be obtained from RRrouterInterfaceCreate (section 3.1.4.13) or RRrouterInterfaceGetHandle (section 3.1.4.12). Since the RRASM server does not maintain interface handles, the RRAS server SHOULD check and ensure that this handle represents a valid interface handle.

**Return Values:** A 32-bit, unsigned integer value that indicates return status. A return value of ERROR\_SUCCESS (0x00000000) indicates that the operation was completed successfully; otherwise, the return value contains an error code, as specified in [MS-ERREF] or in section 2.2.4. All values not in the following table MUST be treated the same by the RRASM client.

Return value/code	Description
ERROR_SUCCESS 0x00000000	The call was successful.
ERROR_ACCESS_DENIED 0x00000005	The calling application does not have sufficient privileges.

The opnum field value for this method is 38.

When processing this call, the RRASM server MUST do the following:

- Validate, as specified in section 2.1.1.1, whether this method was called by a client that has access to the method. If the client does not have access, then return error ERROR\_ACCESS\_DENIED (0x00000005).
- If *pInfoStruct* is NULL, return an error other than those in the preceding table.
- If *dwLevel* is not supported, return an error other than those in the preceding table.
- Call the abstract interface **Invoke DIMSVC Method** specifying the operation and the parameters to enable RRAS server to perform the required management task.
- If the RRAS server successfully processes the request, fill the returned information in *pInfoStruct* and return ERROR\_SUCCESS (0x00000000). Otherwise return the ERROR\_STATUS returned by the RRAS server.

No exceptions are thrown beyond those thrown by the underlying RPC protocol [MS-RPCE].

### 3.1.4.40 (Updated Section) RRrouterInterfaceDeviceSetInfo (Opnum 39)

The **RRrouterInterfaceDeviceSetInfo** method<308> sets the information for a specified device, *dwIndex*, for a specified interface, *hInterface*, on a specified server, *hDimServer*.

```
DWORD RRrouterInterfaceDeviceSetInfo(  
    [in] DIM_HANDLE hDimServer,  
    [in] DWORD dwLevel,  
    [in] PDIM_INFORMATION_CONTAINER pInfoStruct,  
    [in] DWORD dwIndex,  
    [in] DWORD hInterface  
);
```

**hDimServer:** A handle to the RRAS server where the call is to be executed, see section 3.1.3.

**dwLevel:** This is of type **DWORD** and MUST be set to one of the following values.

Value	Meaning
0	pInfoStruct->pBuffer MUST be set to point to MPR_DEVICE_0 (section 2.2.1.2.86).
1	pInfoStruct->pBuffer MUST be set to point to MPR_DEVICE_1 (section 2.2.1.2.87).

**pInfoStruct:** This is a pointer of type DIM\_INFORMATION\_CONTAINER (section 2.2.1.2.1) and MUST be set to the following, based on *dwLevel*. The *szDeviceName* MUST be one of the devices as specified by RRrouterDeviceEnum. The **szDeviceType** specified in the structure SHOULD be validated against the actual type of the device specified by *szDeviceName*. If the **szDeviceType** is incorrect, the actual device type SHOULD be used by the server instead.

dwLevel	pInfoStruct->size	pInfoStruct->pBuffer
0	Should be set to the size of MPR_DEVICE_0 (section 2.2.1.2.86).	This MUST be set to point to MPR_DEVICE_0.
1	Should be set to the size of MPR_DEVICE_1 (section 2.2.1.2.87).	This MUST be set to a point to MPR_DEVICE_1.

**dwIndex:** Specifies the 1-based index of the device. A multilinked demand-dial interface uses multiple devices. If the device information specified for *dwIndex* 1 is either a PPPoE interface or a VPN interface, any other device information, specified (with *dwIndex* > 1), SHOULD be ignored. If the device information specified for *dwIndex* 1 is a serial or ISDN device, the connection SHOULD be treated as a multilink-capable connection. Any other device information, specified (with *dwIndex* > 1), SHOULD be treated as device information for the individual links. Device information with type **szDeviceType**, which is neither modem nor ISDN, SHOULD<309> be ignored.

**hInterface:** The unique identifier of an interface. This can be obtained from RRrouterInterfaceCreate (section 3.1.4.13) or RRrouterInterfaceGetHandle (section 3.1.4.12). Since the RRAS server does not maintain the interface handles, the RRAS server implementation SHOULD check and ensure that this handle represents a valid interface handle.

**Return Values:** A 32-bit, unsigned integer value that indicates return status. A return value of ERROR\_SUCCESS (0x00000000) indicates that the operation was completed successfully; otherwise it contains an error code, as specified in [MS-ERREF] or in section 2.2.4. All values that are not in the table that follows MUST be treated the same by the RRAS client.

Return value/code	Description
ERROR_SUCCESS 0x00000000	The call was successful.
ERROR_ACCESS_DENIED 0x00000005	The calling application does not have sufficient privileges.

The opnum field value for this method is 39.

When processing this call, the RRASM server MUST do the following:

- Validate, as specified in section 2.1.1.1, whether this method was called by a client that has access to the method. If the client does not have access, then return error ERROR\_ACCESS\_DENIED.
- If *pInfoStruct* is NULL, return an error other than those in the preceding table.
- If *dwLevel* is not supported, return an error other than those in the preceding table.
- Call the abstract interface **Invoke DIMSVC Method** specifying the operation and the parameters to enable the RRAS server to perform the required management task.
- Return the error status that is returned by the RRAS server while processing the request. Otherwise return ERROR\_SUCCESS.

No exceptions are thrown beyond those thrown by the underlying RPC protocol [MS-RPCE].

### 3.1.4.41 (Updated Section) RRRouterInterfaceSetCredentialsEx (Opnum 40)

The **RRRouterInterfaceSetCredentialsEx** method<310> is used to set extended credentials (other than username and password) information for an interface. This function is used to set credentials information used for the EAP methods or used as a key that is shared between two routers (a preshared key).

```
DWORD RRRouterInterfaceSetCredentialsEx(
    [in] DIM_HANDLE hDimServer,
    [in] DWORD dwLevel,
    [in] PDIM_INFORMATION_CONTAINER pInfoStruct,
    [in] DWORD hInterface
);
```

**hDimServer:** A handle to the RRASM server where the call is executed, see section 3.1.3.

**dwLevel:** Specifies the format of the credentials information. This parameter MUST be one of the following values: 0x00000000, 0x00000001, 0x00000002, or 0x00000003. A value of zero (0) indicates that this is EAP information, and the MPR\_CREDENTIALSEX\_1 structure MUST contain EAPTLS\_USER\_PROPERTIES (section 2.2.1.2.129). A value of one, two, or three (these can be used interchangeably) indicate that the credentials information is a preshared key and is formatted as an MPR\_CREDENTIALSEX\_1 structure. The preshared key specifies the preshared key to be used with IPsec for L2TP over IPsec connections.

**pInfoStruct:** Pointer to the DIM\_INFORMATION\_CONTAINER (section 2.2.1.2.1), the **pBuffer** pointer of which points to the MPR\_CREDENTIALSEX\_1 structure that contains the credential information to be set for the interface.

**hInterface:** Handle to the interface. This can be obtained from RRRouterInterfaceCreate (section 3.1.4.13) or RRRouterInterfaceGetHandle (section 3.1.4.12). If

*dwLevel* is 0x00000002 and *hInterface* is NULL, the preshared key is used for L2TP. Since the RRAS server does not maintain the interface handles, the RRAS server SHOULD check and ensure that this handle is a valid interface handle.

**Return Values:** A 32-bit, unsigned integer value that indicates return status. A return value of ERROR\_SUCCESS (0x00000000) indicates that the operation was completed successfully; otherwise, it contains an error code, as specified in [MS-ERREF] or in section 2.2.4. All values that are not in the table that follows MUST be treated the same by the RRAS client.

Return value/code	Description
ERROR_SUCCESS 0x00000000	The call was successful.
ERROR_ACCESS_DENIED 0x00000005	The calling application does not have sufficient privileges, as specified in section 2.1.1.1.

The *opnum* field value for this method is 40.

When processing this call, the RRAS server MUST do the following:

- Validate, as specified in section 2.1.1.1, whether this method was called by a client that has access to the method. If the client does not have access, then return error ERROR\_ACCESS\_DENIED (0x00000005).
- If *pInfoStruct* is NULL, return an error other than those in the preceding table.
- If *dwLevel* is not supported, return an error other than those in the preceding table.
- Call the abstract interface **Invoke DIMSVC Method** specifying the operation and the parameters to enable the RRAS server to perform the required management task.
- Return any error the RRAS server returns while processing the request. Otherwise return ERROR\_SUCCESS (0x00000000).

No exceptions are thrown beyond those thrown by the underlying RPC protocol [MS-RPCE].

### 3.1.4.42 (Updated Section) RRouterInterfaceGetCredentialsEx (Opnum 41)

The **RRouterInterfaceGetCredentialsEx** method<311> is used to retrieve extended (other than the user name or password) credentials information for the specified interface.

```

DWORD RRouterInterfaceGetCredentialsEx(
    [in] DIM_HANDLE hDimServer,
    [in] DWORD dwLevel,
    [in, out] PDIM_INFORMATION_CONTAINER pInfoStruct,
    [in] DWORD hInterface
);

```

**hDimServer:** A handle to the RRAS server where the call is to be executed, see section 3.1.3.

**dwLevel:** Specifies the format of the credentials information. This parameter takes values 0x00000000, 0x00000001, 0x00000002, or 0x00000003. An error other than one of the errors in the return values table is returned for other values. A value of 0x00000000 indicates that the credentials information is about the EAP configuration. If the interface does not have EAP information, the **dwSize** field of the **MPR\_CREDENTIALSEX\_1** (section 2.2.1.2.88) structure MUST be set to zero (0). Otherwise, the MPR\_CREDENTIALSEX\_1 structure MUST contain EAPTLS\_USER\_PROPERTIES (section 2.2.1.2.129). A value of 0x00000001, 0x00000002, or

0x00000003 indicates that the credentials information is a preshared key. If the interface does not have a preshared key configured, an error other than one of the errors in the return values table is returned. Otherwise, the preshared key is formatted as an MPR\_CREDENTIALSEX\_1 structure.

**pInfoStruct:** Pointer to a MPR\_CREDENTIALSEX\_1 structure that contains the preshared key or EAP information for the interface. When the method completes successfully, the client SHOULD free this memory.

**hInterface:** A handle to the interface. This can be obtained from RRouterInterfaceCreate (section 3.1.4.13) or RRouterInterfaceGetHandle (section 3.1.4.12). The interface MUST be of type ROUTER\_IF\_TYPE\_FULL\_ROUTER if **dwLevel** is 0x00000000.

**Return Values:** A 32-bit, unsigned integer value that indicates return status. A return value of ERROR\_SUCCESS (0x00000000) indicates that the operation was completed successfully; otherwise, it contains an error code, as specified in [MS-ERREF] or in section 2.2.4. All values that are not in the table that follows MUST be treated the same by the RRASM client.

Return value/code	Description
ERROR_SUCCESS 0x00000000	The call was successful.
ERROR_ACCESS_DENIED 0x00000005	The calling application does not have sufficient privileges, as specified in section 2.1.1.1.

The opnum field value for this method is 41.

When processing this call, the RRASM server MUST do the following:

- Validate, as specified in section 2.1.1.1, whether this method was called by a client that has access to the method. If the client does not have access, then return error ERROR\_ACCESS\_DENIED (0x00000005).
- If *pInfoStruct* is NULL, return an error other than those in the preceding table.
- Call the abstract interface **Invoke DIMSVC Method** specifying the operation and the parameters to enable RRAS server to perform the required management task.
- Return any error the RRAS server returns while processing the request. Otherwise return ERROR\_SUCCESS (0x00000000).

No exceptions are thrown beyond those thrown by the underlying RPC protocol [MS-RPCE].

### 3.1.4.43 (Updated Section) RRasAdminConnectionRemoveQuarantine (Opnum 42)

The **RRasAdminConnectionRemoveQuarantine** method<312> removes quarantine filters on a dialed-in RRAS client if the filters were applied as a result of Internet Authentication Service (IAS) policies. This function does not remove the IPv6 quarantine filters. The *hDimServer* handle specifies the RRASM server on which the call is to be executed.<313>

```
DWORD RRasAdminConnectionRemoveQuarantine(
    [in] DIM_HANDLE hDimServer,
    [in] DWORD hRasConnection,
    [in] BOOL fIsIpAddress
);
```

**hDimServer:** A handle to the RRAS server where the call is to be executed, see section 3.1.3.

**hRasConnection:** This is of type **DWORD** and SHOULD be set to a particular connection identifier for which the connection information is required. Obtain this handle by calling RRasAdminConnectionEnum (section 3.1.4.2). Since the RRASM server does not maintain the connection handles, the RRAS server SHOULD check and ensure that this handle is a valid connection handle.

Alternatively, this parameter specifies the IP address of the RRAS client for which to remove the quarantine filter. The IP address MUST be specified as a **DWORD** in network byte order. Obtain the IP address by calling RRasAdminConnectionEnum. If this parameter specifies an IP address, the *flsIpAddress* parameter MUST specify a TRUE value.

**flsIpAddress:** Specifies a Boolean value that indicates whether the *hRasConnection* parameter specifies the IP address of the client for which to remove the quarantine filters. If this parameter is a TRUE value, *hRasConnection* specifies an IP address. Otherwise, *hRasConnection* specifies a handle to a connection.

**Return Values:** A 32-bit, unsigned integer value that indicates return status. A return value of ERROR\_SUCCESS (0x00000000) indicates that the operation was completed successfully; otherwise, it contains an error code, as specified in [MS-ERREF] or in section 2.2.4. All values that are not in the table that follows MUST be treated the same by the RRASM client.

Return value/code	Description
ERROR_SUCCESS 0x00000000	The call was successful.
ERROR_ACCESS_DENIED 0x00000005	The calling application does not have sufficient privileges.

The opnum field value for this method is 42.

When processing this call, the RRASM server MUST do the following:

- Validate, as specified in section 2.1.1.1, whether this method was called by a client that is a member of the "Administrator Group". If not, then return error ERROR\_ACCESS\_DENIED (0x00000005).
- Call the abstract interface **Invoke DIMSVC Method** specifying the operation and the parameters to enable RRAS server to perform the required management task.
- Return any error the RRAS server returns while processing the request. Otherwise return ERROR\_SUCCESS (0x00000000).

No exceptions are thrown beyond those thrown by the underlying RPC protocol [MS-RPCE].

### 3.1.4.44 (Updated Section) RMprAdminServerSetInfo (Opnum 43)

The **RMprAdminServerSetInfo** method<314> sets ports information on a specified server *hDimServer*.

```
DWORD RMprAdminServerSetInfo (
    [in] DIM_HANDLE hDimServer,
    [in] DWORD dwLevel,
    [in] PDIM_INFORMATION_CONTAINER pInfoStruct
);
```

**hDimServer:** A handle to the RRASM server where the call is to be executed, see section 3.1.3.

**dwLevel:** This is of type **DWORD** and MUST be set to any of the following values.

Value	Meaning
1	pInfoStruct->pBuffer MUST be a pointer to a MPR_SERVER_1 (section 2.2.1.2.63).
2	pInfoStruct->pBuffer MUST be a pointer to a MPR_SERVER_2 (section 2.2.1.2.64).

**pInfoStruct:** This is a pointer of type PDIM\_INFORMATION\_CONTAINER (section 2.2.1.2.1) and MUST be set to the following, based on *dwLevel*.

dwLevel	pInfoStruct->size	pInfoStruct->pBuffer
1	This MUST be set to the size of MPR_SERVER_1 (section 2.2.1.2.63).	This MUST be set to a pointer to a MPR_SERVER_1 (section 2.2.1.2.63).
2	This MUST be set to the size of MPR_SERVER_2 (section 2.2.1.2.64).	This MUST be set to a pointer to a MPR_SERVER_2 (section 2.2.1.2.64).

**Return Values:** A 32-bit, unsigned integer value that indicates return status. A return value of ERROR\_SUCCESS (0x00000000) indicates that the operation was completed successfully; otherwise, the value contains an error code, as specified in [MS-ERREF] or [in](#) section 2.2.4. All values that are not listed in the table that follows MUST be treated the same by the RRASM client.

Return value/code	Description
ERROR_SUCCESS 0x00000000	The call was successful.
ERROR_ACCESS_DENIED 0x00000005	The calling application does not have sufficient privileges.
ERROR_SUCCESS_REBOOT_REQUIRED 0x00000BC2	A system reboot is required for such a change to take effect.<315>

The opnum field value for this method is 43.

When processing this call, the RRASM server MUST do the following:

- Validate, as specified in 2.1.1.1, whether this method was called by a client that has access to the method. If the client does not have access, then return error ERROR\_ACCESS\_DENIED.
- If *pInfoStruct* is NULL, return an error other than those in the preceding table.
- If *dwLevel* is not supported, return an error other than one of the errors listed in the preceding table.
- Call the abstract interface **Invoke DIMSVC Method** specifying the operation and the parameters to enable RRAS server to perform the required management task.
- If the RRAS server completes the processing successfully return either ERROR\_SUCCESS or ERROR\_REBOOT\_REQUIRED<316> based on the impact of the configuration change as indicated by the RRAS server. Otherwise return the error status.

No exceptions are thrown beyond those thrown by the underlying RPC protocol [MS-RPCE].

### 3.1.4.45 (Updated Section) RMprAdminServerGetInfoEx (Opnum 44)

The **RMprAdminServerGetInfoEx** method<317> gets the device configuration information for PPTP, L2TP, SSTP, and IKEV2 on a server specified by *hDimServer*.

```
DWORD RMprAdminServerGetInfoEx(  
    [in] DIM_HANDLE hDimServer,  
    [in, out] PMPR_SERVER_EX_IDL pServerConfig  
);
```

**hDimServer:** A handle to the RRASM server where the call is to be executed, see section 3.1.3.

**pServerConfig:** A valid pointer to an **MPR\_SERVER\_EX\_IDL** structure (section 2.2.1.2.144). This MUST NOT be NULL. On successful return this parameter contains port information for RRAS.

**Return Values:** A 32-bit unsigned integer value that indicates return status. A return value of **ERROR\_SUCCESS** (0x00000000) indicates that the operation was completed successfully; otherwise, it contains an error code, as specified in [MS-ERREF] or in section 2.2.4. All values that are not in the table that follows MUST be treated the same by the RRASM client.

Return value/code	Description
ERROR_SUCCESS 0x00000000	The call was successful.
ERROR_ACCESS_DENIED 0x00000005	The calling application does not have sufficient privileges.

The opnum field value for this method is 44.

When processing this call, the RRASM server MUST do the following:

- Validate, as specified in section 2.1.1.1, whether this method was called by a client that has access to the method. If the client does not have access, then return error **ERROR\_ACCESS\_DENIED** (0x00000005).
- Call the abstract interface **Invoke DIMSVC Method** specifying the operation and the parameters to enable RRAS server to perform the required management task.
- When the RRAS server processes the request successfully, populate *pServerConfig* with the information returned by RRAS server and return **ERROR\_SUCCESS** (0x00000000). Otherwise return the error status provided by the RRAS server.

No exceptions are thrown beyond those thrown by the underlying RPC protocol [MS-RPCE].

### 3.1.4.46 (Updated Section) RRasAdminConnectionEnumEx (Opnum 45)

The **RRasAdminConnectionEnumEx** method<318> retrieves the list of all active connections for a specified RRAS server using handle *hDimServer*. The caller SHOULD free the memory pointed to by *pRasConections*.

```
DWORD RRasAdminConnectionEnumEx(  
    [in] DIM_HANDLE hDimServer,  
    [in] PMPRAPI_OBJECT_HEADER_IDL objectHeader,  
    [in] DWORD dwPreferredMaxLen,  
    [out] LPDWORD lpdwEntriesRead,  
    [out] LPDWORD lpdNumTotalElements,  
    [out, size_is(*lpdwEntriesRead)]  
    PRAS_CONNECTION_EX_IDL* pRasConections,
```



```
[in, out, unique] LPDWORD lpdwResumeHandle
);
```

**hDimServer:** The handle to the RRASM server where the call is to be executed, see section 3.1.3.

**objectHeader:** The pointer to an MPRAPI\_OBJECT\_HEADER\_IDL structure (section 2.2.1.2.130). In the structure, the **revision** field MUST be **MPRAPI\_RAS\_CONNECTION\_OBJECT\_REVISION\_1**, type field MUST be **MPRAPI\_OBJECT\_TYPE\_RAS\_CONNECTION\_OBJECT**, and size MUST be size of RAS\_CONNECTION\_EX\_IDL.

**dwPreferredMaxLen:** This parameter is of type DWORD and SHOULD specify the preferred maximum length of returned data (*pRasConnections*) in bytes. If *dwPreferredMaxLen* is -1, the buffer returned is large enough to hold all available information. The number of entries returned is zero (0) in the case that *dwPreferredMaxLen* is less than the size of one item; otherwise, the number of entries returned is one more than what could be accommodated in *dwPreferredMaxLen* bytes.

**lpdwEntriesRead:** This is a pointer to type DWORD. Upon a successful function call return, this parameter determines the total number of connections enumerated from the current resume position given by *lpdwResumeHandle*.

**lpdNumTotalElements:** This is a pointer to type DWORD and receives the total number of connections that could have been enumerated from the current resume position given by *lpdwResumeHandle*.

**pRasConnections:** Upon successful return, this is a pointer array of [RAS\\_CONNECTION\\_EX\\_IDL](#) (section 2.2.1.2.135) structures and the array size is determined by value pointed to by **lpdwEntriesRead**.

**lpdwResumeHandle:** This is a pointer to type DWORD and specifies a resume handle used to continue the enumeration. The *lpdwResumeHandle* parameter is NULL on the first call, and left unchanged on subsequent calls (caller MUST pass the same returned value in the next call to this function). If the return code is ERROR\_MORE\_DATA, another call MAY be made using this handle to retrieve more data. If the handle is NULL upon return, the enumeration is complete. This handle is invalid for other types of error returns.

**Return Values:** A 32-bit unsigned integer value that indicates return status. A return value of ERROR\_SUCCESS (0x00000000) indicates that the operation was completed successfully; otherwise, the value contains an error code, as specified in [MS-ERREF] or in section 2.2.4. All values that are not in the table that follows MUST be treated the same by the RRASM client.

Return value/code	Description
ERROR_SUCCESS 0x00000000	The call was successful.
ERROR_ACCESS_DENIED 0x00000005	The calling application does not have sufficient privileges, as specified in section 2.1.1.1.
ERROR_MORE_DATA 0x000000EA	Not all of the data was returned with this call. To obtain additional data, call the function again using the resume handle.

The opnum field value for this method is 45.

When processing this call, the RRASM server MUST do the following:

- Validate, as specified in section 2.1.1.1, whether this method was called by a client that has access to the method. If the client does not have access, then return error ERROR\_ACCESS\_DENIED (0x00000005).

- If *RouterType* is `ROUTER_TYPE_LAN`, return an error other than those in the preceding table.
- Call the abstract interface **Invoke DIMSVC Method** `method` specifying the operation and the parameters to enable RRAS server to perform the required management task.
- If the RRAS server successfully processes the request, populate *pRasConnections* with information about the active connections returned by the RRAS server. For successful processing, the *lpdwEntriesRead*, *lpdwNumTotalElements*, and *lpdwResumeHandle* will be filled with the values returned by the RRAS server. If there are more entries to be enumerated, the RRAS implementation MUST return `ERROR_MORE_DATA`. If all the entries have been enumerated, the RRAS implementation MUST return `ERROR_SUCCESS` (0x00000000).
- Otherwise, return the failure error status that is returned by the RRAS server.

No exceptions are thrown beyond those thrown by the underlying RPC protocol [MS-RPCE].

### 3.1.4.47 (Updated Section) RRasAdminConnectionGetInfoEx (Opnum 46)

The **RRasAdminConnectionGetInfoEx** method<319> retrieves the connection information for a specific connection given in *hDimConnection* for a specified RRAS server using handle *hDimServer*. The caller SHOULD free the memory pointed to by *pRasConnection*.

```
DWORD RRasAdminConnectionGetInfoEx(
    [in] DIM_HANDLE hDimServer,
    [in] DWORD hDimConnection,
    [in] MPRAPI_OBJECT_HEADER_IDL objectHeader,
    [out] PRAS_CONNECTION_EX_IDL pRasConnection
);
```

**hDimServer:** A handle to the RRASM server where the call is to be executed, see section 3.1.3.

**hDimConnection:** This is of type `DWORD` and MUST be set to a particular connection identifier for which the connection information is required. Obtain this handle by calling `RRasAdminConnectionEnumEx` (section 3.1.4.46). Because the RRASM server does not maintain the connection handles, the RRAS server SHOULD check and ensure that this handle represents a valid connection handle.

**objectHeader:** A pointer to `MPRAPI_OBJECT_HEADER_IDL` (section 2.2.1.2.130). In the structure, the **revision** field MUST be `MPRAPI_RAS_CONNECTION_OBJECT_REVISION_1`, the **type** field MUST be `MPRAPI_OBJECT_TYPE_RAS_CONNECTION_OBJECT`, and the **size** MUST be the size of `RAS_CONNECTION_EX_IDL`.

**pRasConnection:** Upon successful return, this is a pointer to a `RAS_CONNECTION_EX_IDL` (section 2.2.1.2.135) structure.

**Return Values:** A 32-bit unsigned integer value that indicates return status. A return value of `ERROR_SUCCESS` (0x00000000) indicates that the operation was completed successfully; otherwise, it contains an error code, as specified in [MS-ERREF] or in section 2.2.4. All values that are not in the table that follows MUST be treated the same by the RRASM client.

Return value/code	Description
<code>ERROR_SUCCESS</code> 0x00000000	The call was successful.
<code>ERROR_ACCESS_DENIED</code> 0x00000005	The calling application does not have sufficient privileges, as specified in section 2.1.1.1.

The opnum field value for this method is 46.

When processing this call, the RRASM server MUST do the following:

- Validate, as specified in section 2.1.1.1, whether this method was called by a client that has access to the method. If the client does not have access, then return error ERROR\_ACCESS\_DENIED (0x00000005).
- If RouterType is ROUTER\_TYPE\_LAN, return an error other than those in the preceding table.
- Call the abstract interface **Invoke DIMSVC Method** specifying the operation and the parameters to enable RRAS server to perform the required management task.
- If the RRAS server successfully processes the request, populate *pRasConnection* with information specific to the connection that was requested in *hDimConnection*. Return ERROR\_SUCCESS to the caller. If the RRAS server doesn't complete the request successfully, return the error status returned.

No exceptions are thrown beyond those thrown by the underlying RPC protocol [MS-RPCE].

### 3.1.4.48 (Updated Section) RMprAdminServerSetInfoEx (Opnum 47)

The **RMprAdminServerSetInfoEx** method<320> sets the device configuration information for PPTP, L2TP, SSTP, and IKEv2 on a specified server *hDimServer*.

```
DWORD RMprAdminServerSetInfoEx(  
    [in] DIM_HANDLE hDimServer,  
    [in] PMPR_SERVER_SET_CONFIG_EX_IDL pServerConfig  
);
```

**hDimServer:** The handle to the RRASM server where the call is to be executed, see section 3.1.3.

**pServerConfig:** This is a pointer to a structure PMPR\_SERVER\_SET\_CONFIG\_EX\_IDL (section 2.2.1.2.147) which contains the information required to set values on the RAS server.

**Return Values:** A 32-bit unsigned integer value that indicates return status. A return value of ERROR\_SUCCESS (0x00000000) indicates the operation was completed successfully; otherwise, it contains an error code, as specified in [MS-ERREF] or in section 2.2.4. All values not in the table that follows MUST be treated the same by the RRASM client.

Return value/code	Description
ERROR_SUCCESS 0x00000000	The call was successful.
ERROR_ACCESS_DENIED 0x00000005	The calling application does not have sufficient privileges.
ERROR_SUCCESS_REBOOT_REQUIRED 0x00000BC2	A system reboot is required for such a change to take effect.
ERROR_SUCCESS_RESTART_REQUIRED 0x00000BC3	A remote access service restart is required for such a change to take effect.

The opnum field value for this method is 47.

When processing this call, the RRASM server MUST do the following:

- Validate, as specified in section 2.1.1.1, whether this method was called by a client that has access to the method. If the client does not have access, then return error `ERROR_ACCESS_DENIED (0x00000005)`.
- If `pServerConfig` is `NULL`, return an error other than those in the preceding table.
- Call the abstract interface **Invoke DIMSVC Method** specifying the operation and the parameters to enable RRAS server to perform the required management task.
- If the RRAS server completes the processing successfully, it MUST return either `ERROR_SUCCESS`, `ERROR_REBOOT_REQUIRED<321>`, or `ERROR_RESTART_REQUIRED<322>` based on the impact of the configuration change. Otherwise return the error status.

No exceptions are thrown beyond those thrown by the underlying RPC protocol [MS-RPCE].

### 3.1.4.49 (Updated Section) RRasAdminUpdateConnection (Opnum 48)

The **RRasAdminUpdateConnection** method<323> updates the endpoint by sending MOBIKE on a connection specified by `hDimConnection` on a specified server, `hDimServer`.

```
DWORD RRasAdminUpdateConnection(
    [in] DIM_HANDLE hDimServer,
    [in] DWORD hDimConnection,
    [in] PRAS_UPDATE_CONNECTION_IDL pServerConfig
);
```

**hDimServer:** A handle to the RRASM server where the call is to be executed, see section 3.1.3.

**hDimConnection:** This is of type `DWORD` and SHOULD be set to a particular IKEv2 connection identifier for which the endpoint needs to be updated. Obtain this handle by calling `RRasAdminConnectionEnum` (see section 3.1.4.2). Since the RRASM server does not maintain connection handles, the RRAS server SHOULD validate this handle.

**pServerConfig:** This is a pointer to a `RAS_UPDATE_CONNECTION_IDL` structure (section 2.2.1.2.149) that contains the information required to set values on the RRAS server.

**Return Values:** A 32-bit unsigned integer value that indicates return status. A return value of `ERROR_SUCCESS (0x00000000)` indicates that the operation was completed successfully; otherwise, the return value contains an error code, as specified in [MS-ERREF] or in section 2.2.4. All values that are not included in the table that follows MUST be treated the same by the RRASM client.

Return value/code	Description
<code>ERROR_SUCCESS</code> <code>0x00000000</code>	The call was successful.
<code>ERROR_ACCESS_DENIED</code> <code>0x00000005</code>	The calling application does not have sufficient privileges.

The Opnum field value for this method is 48.

When processing this call, the RRASM server MUST do the following:

- Validate, as specified in section 2.1.1.1, whether this method was called by a client that has access to the method. If the client does not have access, then return error `ERROR_ACCESS_DENIED (0x00000005)`.

- Call the abstract interface **Invoke DIMSVC Method** specifying the operation and the parameters to enable RRAS server to perform the required management task.
- Return any error status the RRAS server returns. Otherwise return ERROR\_SUCCESS (0x00000000).

No exceptions are thrown beyond those thrown by the underlying RPC protocol [MS-RPCE].

### 3.1.4.50 (Updated Section) RRouterInterfaceSetCredentialsLocal (Opnum 49)

The **RRouterInterfaceSetCredentialsLocal** method<324> is used to set credentials information for an interface. Specifically, the user name, domain name, and password that are used in user authentication are set using this method.

```
DWORD RRouterInterfaceSetCredentialsLocal(
    [in] DIM_HANDLE hDimServer,
    [in, string] LPWSTR lpwsInterfaceName,
    [in, string] LPWSTR lpwsUserName,
    [in, string] LPWSTR lpwsDomainName,
    [in, string] LPWSTR lpwsPassword
);
```

**hDimServer:** A handle to the RRASM server where the call is to be executed, see section 3.1.3.

**lpwsInterfaceName:** A pointer to a null-terminated Unicode string that contains the name of the interface for which credentials need to be set. The length of the string MUST NOT be more than 256 characters, otherwise an error is returned.

**lpwsUserName:** A pointer to a null-terminated Unicode string that contains the name of the user on this connection. The string length MUST NOT be more than 256 characters, otherwise an error is returned.

**lpwsDomainName:** A pointer to a null-terminated Unicode string that contains the domain name. The string length MUST NOT be more than 16 characters, otherwise an error is returned.

**lpwsPassword:** A pointer to a null-terminated Unicode string that contains the password of the user on this connection. The string length MUST NOT be more than 256 characters, otherwise an error is returned.

**Return Values:** A 32-bit unsigned integer value that indicates return status. A return value of ERROR\_SUCCESS (0x00000000) indicates the operation was completed successfully; otherwise it contains an error code, as specified in [MS-ERREF] or [in](#) section 2.2.4. All values that are not in the table that follows MUST be treated the same by the RRASM client.

Return value/code	Description
0x00000000 ERROR_SUCCESS	The call was successful.
0x00000005 ERROR_ACCESS_DENIED	The calling application does not have sufficient privileges.

The opnum field value for this method is 49.

When processing this call, the RRASM server MUST do the following:

- Validate, as specified in section 2.1.1.1, whether this method was called by a client that has access to the method. If the client does not have access, then return error ERROR\_ACCESS\_DENIED (0x00000005).

- If an interface with the name *lpwsInterfaceName* does not exist on the server, return an error other than those described in the preceding table.
- Call the abstract interface **Invoke DIMSVC** **Method** *method* specifying the operation and the parameters to enable RRAS server to perform the required management task.
- Return any error status the RRAS server returns. Otherwise return ERROR\_SUCCESS (0x00000000).

No exceptions are thrown beyond those thrown by the underlying RPC protocol [MS-RPCE].

### 3.1.4.51 (Updated Section) RRouterInterfaceGetCredentialsLocal (Opnum 50)

The **RRouterInterfaceGetCredentialsLocal** method<325> is used to get credentials information for an interface. Specifically, the user name, domain name, and password used in user authentication are retrieved with this method.

```
DWORD RRouterInterfaceGetCredentialsLocal(
    [in] DIM_HANDLE hDimServer,
    [in, string] LPWSTR lpwsInterfaceName,
    [out] [string] LPWSTR *lpwsUserName,
    [out] [string] LPWSTR *lpwsDomainName,
    [out] [string] LPWSTR *lpwsPassword
);
```

**hDimServer:** A handle to the RRASM server where the call is to be executed, see section 3.1.3.

**lpwsInterfaceName:** A pointer to a null-terminated Unicode string that contains the name of the interface for which credentials need to be set. The length of the string MUST NOT be more than 256 characters, otherwise an error is returned. The client SHOULD free this memory.

**lpwsUserName:** A pointer to a null-terminated Unicode string that contains the name of the user on this connection. The string length MUST NOT be more than 256 characters. The client SHOULD free the memory pointed to by *lpwsUserName*.

**lpwsDomainName:** A pointer to a null-terminated Unicode string that contains the domain name. The string length MUST NOT be more than 16 characters. The client SHOULD free the memory pointed to by *lpwsDomainName*.

**lpwsPassword:** A pointer to a null-terminated Unicode string that contains the password of the user on this connection. The string length MUST NOT be more than 256 characters. The client SHOULD free the memory pointed to by *lpwsPassword*.

**Return Values:** A 32-bit unsigned integer value that indicates return status. A return value of ERROR\_SUCCESS (0x00000000) indicates the operation was completed successfully; otherwise it contains an error code, as specified in [MS-ERREF] or in section 2.2.4. All values that are not in the table that follows MUST be treated the same by the RRASM client.

Return value/code	Description
ERROR_SUCCESS 0x00000000	The call was successful.
ERROR_ACCESS_DENIED 0x00000005	The calling application does not have sufficient privileges.

The opnum field value for this method is 50.

When processing this call, the RRASM server MUST do the following:

- Validate, as specified in section 2.1.1.1, whether this method was called by a client that has access to the method. If the client does not have access, then return error `ERROR_ACCESS_DENIED` (0x00000005).
- If an interface with the name `lpwsInterfaceName` does not exist on the server, return an error other than one of the errors listed in the preceding table.
- Call the abstract interface `Invoke DIMSVC Method method` specifying the operation and the parameters to enable RRAS server to perform the required management task.
- Return any error status the RRAS server returns. Otherwise return `ERROR_SUCCESS` (0x00000000).

No exceptions are thrown beyond those thrown by the underlying RPC protocol [MS-RPCE].

### 3.1.4.52 (Updated Section) `RRouterInterfaceGetCustomInfoEx` (Opnum 51)

The `RRouterInterfaceGetCustomInfoEx` method<326> is used to get the tunnel-specific custom configuration for an interface.

```
DWORD RRouterInterfaceGetCustomInfoEx(
    [in] DIM_HANDLE hDimServer,
    [in] DWORD hInterface,
    [in, out] PMPR_IF_CUSTOMINFOEX_IDL pIfCustomConfig
);
```

**hDimServer:** A handle to the RRASM server where the call is to be executed; see section 3.1.3.

**hInterface:** The unique identifier of an interface. This can be obtained from `RRouterInterfaceCreate` (section 3.1.4.13) or `RRouterInterfaceGetHandle` (section 3.1.4.12). Because the RRASM server does not maintain the interface handles, the RRAS server SHOULD check to ensure that this handle represents a valid interface handle.

**pIfCustomConfig:** A valid pointer to an `MPR_IF_CUSTOMINFOEX_IDL` (section 2.2.1.2.245) structure. This MUST NOT be NULL. On successful return, this parameter contains tunnel-specific custom configuration for the interface whose handle is specified in the `hInterface` parameter.

**Return Values:** A 32-bit unsigned integer value that indicates return status. A return value of `ERROR_SUCCESS` (0x00000000) indicates that the operation was completed successfully; otherwise, it contains an error code, as specified in [MS-ERREF] or in section 2.2.4. All values that are not in the table that follows MUST be treated the same by the RRASM client.

Return value/code	Description
<code>ERROR_SUCCESS</code> 0x00000000	The call was successful.
<code>ERROR_ACCESS_DENIED</code> 0x00000005	The calling application does not have sufficient privileges.

When processing this call, the RRASM server MUST do the following:

- Validate, as specified in section 2.1.1.1, whether this method was called by a client that has access to the method. If the client does not have access, return the error `ERROR_ACCESS_DENIED` (0x00000005).
- Call the abstract interface `Invoke DIMSVC Method method`, specifying the operation and the parameters, to enable the RRAS server to perform the required management task.

- Return any error status that the RRAS server returns. Otherwise, return ERROR\_SUCCESS (0x00000000).

No exceptions are thrown beyond those thrown by the underlying RPC protocol [MS-RPCE].

### 3.1.4.53 (Updated Section) RRouterInterfaceSetCustomInfoEx (Opnum 52)

The **RRouterInterfaceSetCustomInfoEx** method<327> is used to set the tunnel-specific custom configuration for an interface.

```
DWORD RRouterInterfaceSetCustomInfoEx(
    [in] DIM_HANDLE hDimServer,
    [in] DWORD hInterface,
    [in, out] PMPR_IF_CUSTOMINFOEX_IDL pIfCustomConfig
);
```

**hDimServer:** A handle to the RRASM server where the call is to be executed; see section 3.1.3.

**hInterface:** The unique identifier of an interface. This can be obtained from RRouterInterfaceCreate (section 3.1.4.13) or RRouterInterfaceGetHandle (section 3.1.4.12). Because the RRASM server does not maintain the interface handles, the RRAS server SHOULD check to ensure that this handle represents a valid interface handle.

**pIfCustomConfig:** A valid pointer to an MPR\_IF\_CUSTOMINFOEX\_IDL (section 2.2.1.2.245) structure that contains custom configurations to be set for the interface whose handle is specified in the *hInterface* parameter. This MUST NOT be NULL.

**Return Values:** A 32-bit unsigned integer value that indicates return status. A return value of ERROR\_SUCCESS (0x00000000) indicates that the operation was completed successfully; otherwise, it contains an error code, as specified in [MS-ERREF] or in section 2.2.4. All values that are not in the table that follows MUST be treated the same by the RRASM client.

Return value/code	Description
ERROR_SUCCESS 0x00000000	The call was successful.
ERROR_ACCESS_DENIED 0x00000005	The calling application does not have sufficient privileges.

When processing this call, the RRASM server MUST do the following:

- Validate, as specified in section 2.2.1.1.1, whether this method was called by a client that has access to the method. If the client does not have access, return the error ERROR\_ACCESS\_DENIED (0x00000005).
- Call the abstract interface **Invoke DIMSVC Method method**, specifying the operation and the parameters, to enable the RRAS server to perform the required management task.
- Return any error status that the RRAS server returns. Otherwise, return ERROR\_SUCCESS (0x00000000).

No exceptions are thrown beyond those thrown by the underlying RPC protocol [MS-RPCE].

### 3.1.5 Timer Events

None.



### 3.1.6 (Updated Section) Other Local Events

Apart from the underlying [MS-RPCE] specified events there are no special events for RRASM. However, the RPC interface interacts with the underlying RRAS implementation through the following interfaces.

#### 3.1.6.1 Invoke DIMSVC Method

The RRASM server provides the remote management capability to the RRAS implementation. The RRAS implementation refers to the actual task of configuring and providing the routing and remote access functionality that is outside the scope of the RRASM protocol. In order to keep the implementation aspects separated from the semantics of the RRASM methods, this abstract interface is defined with the RRAS implementation. With this, any RPC method request received by the RRASM server, after the required validations done by the RRASM server, are passed to the RRAS server through the interface. As a part of the callback, the Opnum and data structures are passed as-is to the RRAS server. The RRAS as a part of this processing, will perform the actual management task as defined by the semantics of the RRASM method, and will return any information requested by the RRASM server on behalf of the remote RRASM client and return the status of the operation requested by the RRASM server (on behalf of the RRASM client). The RRASM server then relays these return values and data back to the remote RRASM client. The RRAS understands the data structures that the RRASM server requires and can process and provide information in the same manner.

#### 3.1.6.2 Start DIMSVC

This interface is invoked by RRAS when it is started to initialize the **DIMSVC** interface of RRASM. RRAS reads the settings from the registry store – the configuration information in registry are explained in section 2.2.3. RRAS passes the initialization parameters to RRASM. RRASM stores these parameters in the corresponding ADM variables, that is, in RouterType, InterfaceList, and SupportedTransportsList as specified in section 3.1.1.

#### 3.1.6.3 Stop DIMSVC

This interface is invoked by RRAS when it is getting stopped. This stops the **DIMSVC** interface of RRASM server and no further RPC requests are processed. RRAS in turn ensures that the runtime configuration settings are stored back to the registry store. This way the registry setting will be consistent with the active configuration that RRAS was having when the RRASM interface was running.

### 3.2 (Updated Section) DIMSVC Interface Client Details

For definitions of **DIMSVC** interface methods, see section 3.1.4. For the list of methods supported by this interface, refer to Appendix A: Full IDL (section 6).

#### 3.2.1 Abstract Data Model

This section describes a conceptual model that an implementation can maintain to participate in this protocol. The described organization is provided to facilitate the explanation of protocol behavior. This document does not mandate that implementations adhere to this model, as long as their external behavior is consistent with that described in this document.

The client is not required to maintain any information during this protocol.

#### 3.2.2 Timers

No protocol timers are required beyond those used internally by the RPC method to implement resiliency to network outages, as specified in [MS-RPCE].

### 3.2.3 Initialization

The client creates an RPC binding handle to the server RPC method endpoint when an RPC method is called. For more information on binding handles, see [C706]. The client MAY create a separate binding handle for each method invocation, or it MAY reuse a binding handle for multiple invocations. The client MUST create an authenticated RPC binding handle.

If the RPC interface is available, the client MUST use the RPC interface to configure the RRAS server remotely. The client SHOULD use the registry store configuration using [MS-RRP] to configure RRAS server as defined in section 2.2.3 when the RPC interface is not available.

### 3.2.4 Message Processing Events and Sequencing Rules

The client MUST pass any error received from the invocation of an RPC method to the application that issued the RPC call. For all the methods, if `ERROR_ACCESS_DENIED` (0x00000005) is returned, the client needs to make sure it has administrative privileges on the RRAS.

#### 3.2.4.1 RMprAdminServerGetInfo (Opnum 0)

When the method completes with `ERROR_SUCCESS` (0x00000000) as the return value, the client MUST free the returned buffer *pInfoStruct*.

#### 3.2.4.2 RRasAdminConnectionEnum (Opnum 1)

If the return code is `ERROR_MORE_DATA` (0x000000EA), then call `RRasAdminConnectionEnum` (Opnum 1) (section 3.1.4.2) with the handle passed in *lpdwResumeHandle*. If *lpdwResumeHandle* is NULL, the enumeration cannot be continued.

When the method completes with `ERROR_SUCCESS` (0x00000000) as the return value, the client MUST free the returned buffer *pInfoStruct*.

#### 3.2.4.3 RRasAdminConnectionGetInfo (Opnum 2)

When the method completes with `ERROR_SUCCESS` (0x00000000) as the return value, the client MUST free the returned buffer *pInfoStruct*.

#### 3.2.4.4 RRasAdminConnectionClearStats (Opnum 3)

None beyond those specified in section 3.2.4.

#### 3.2.4.5 RRasAdminPortEnum (Opnum 4)

If the return code is `ERROR_MORE_DATA` (0x000000EA), then call `RRasAdminPortEnum` (Opnum 4) (section 3.1.4.5) with the handle passed in *lpdwResumeHandle*. If *lpdwResumeHandle* is NULL, the enumeration cannot be continued.

When the method completes with `ERROR_SUCCESS` (0x00000000) as the return value, the client MUST free the returned buffer *pInfoStruct*.

#### 3.2.4.6 RRasAdminPortGetInfo (Opnum 5)

When the method completes with `ERROR_SUCCESS` (0x00000000) as the return value, the client MUST free the returned buffer *pInfoStruct*.

#### **3.2.4.7 RRasAdminPortClearStats (Opnum 6)**

None beyond those specified in section 3.2.4.

#### **3.2.4.8 RRasAdminPortReset (Opnum 7)**

None beyond those specified in section 3.2.4.

#### **3.2.4.9 RRasAdminPortDisconnect (Opnum 8)**

None beyond those specified in section 3.2.4.

#### **3.2.4.10 RRouterInterfaceTransportSetGlobalInfo (Opnum 9)**

None beyond those specified in section 3.2.4.

#### **3.2.4.11 RRouterInterfaceTransportGetGlobalInfo (Opnum 10)**

When the method completes with ERROR\_SUCCESS (0x00000000) as the return value, the client MUST free the returned buffer **pGlobalInfo** pointer of the *pInfoStruct*.

#### **3.2.4.12 RRouterInterfaceGetHandle (Opnum 11)**

None beyond those specified in section 3.2.4.

#### **3.2.4.13 RRouterInterfaceCreate (Opnum 12)**

If **dwIfType** in MPRI\_INTERFACE\_0 is set to ROUTER\_IF\_TYPE\_FULL\_ROUTER, the phone book information for the interface MUST have already been configured.

#### **3.2.4.14 RRouterInterfaceGetInfo (Opnum 13)**

When the method completes with ERROR\_SUCCESS (0x00000000) as the return value, the client MUST free the returned buffer *pInfoStruct*.

#### **3.2.4.15 RRouterInterfaceSetInfo (Opnum 14)**

When the method completes with ERROR\_IKEV2\_PSK\_INTERFACE\_ALREADY\_EXISTS (0x00000366)<328> as the return value, it means that the interface configuration was modified successfully with the supplied information but the interface state has been changed to disabled.<329>

#### **3.2.4.16 RRouterInterfaceDelete (Opnum 15)**

If ERROR\_INTERFACE\_CONNECTED (0x0000038C) is returned, RRouterInterfaceDisconnect (section 3.1.4.23) SHOULD be called before RRouterInterfaceDelete (section 3.1.4.16) can succeed.

#### **3.2.4.17 RRouterInterfaceTransportRemove (Opnum 16)**

None beyond those specified in section 3.2.4.

### **3.2.4.18 RRouterInterfaceTransportAdd (Opnum 17)**

None beyond those specified in section 3.2.4.

### **3.2.4.19 RRouterInterfaceTransportGetInfo (Opnum 18)**

When the method completes with ERROR\_SUCCESS (0x00000000) as the return value, the client MUST free the returned buffer **pInterfaceInfo** of the *pInfoStruct* structure.

### **3.2.4.20 RRouterInterfaceTransportSetInfo (Opnum 19)**

None beyond those specified in section 3.2.4.

### **3.2.4.21 RRouterInterfaceEnum (Opnum 20)**

If the return code is ERROR\_MORE\_DATA (0x000000EA), then the call RRouterInterfaceEnum (section 3.1.4.21) with the handle passed in *lpdwResumeHandle*. If *lpdwResumeHandle* is NULL, the enumeration cannot be continued.

If the method completes successfully and returns a value of either ERROR\_MORE\_DATA or ERROR\_SUCCESS (0x00000000), the client MUST free the returned buffer *pInfoStruct*.

### **3.2.4.22 RRouterInterfaceConnect (Opnum 21)**

If the return value is PENDING (0x00000258), call RRouterInterfaceGetInfo (section 3.1.4.14) to find out if the connection was successful or not.

### **3.2.4.23 RRouterInterfaceDisconnect (Opnum 22)**

None beyond those specified in section 3.2.4.

### **3.2.4.24 RRouterInterfaceUpdateRoutes (Opnum 23)**

None beyond those specified in section 3.2.4.

### **3.2.4.25 RRouterInterfaceQueryUpdateResult (Opnum 24)**

None beyond those specified in section 3.2.4.

### **3.2.4.26 (Updated Section) RRouterInterfaceUpdatePhonebookInfo (Opnum 25)**

When the method completes with ERROR\_IKEV2\_PSK\_INTERFACE\_ALREADY\_EXISTS (0x00000366) as the return value, it means that the changes made to the demand-dial interface were picked up, but the interface state has been changed to disabled.

### **3.2.4.27 RMIBEntryCreate (Opnum 26)**

None beyond those specified in section 3.2.4.

### **3.2.4.28 RMIBEntryDelete (Opnum 27)**

None beyond those specified in section 3.2.4.

#### **3.2.4.29 RMIBEntrySet (Opnum 28)**

None beyond those specified in section 3.2.4.

#### **3.2.4.30 RMIBEntryGet (Opnum 29)**

When the method completes with ERROR\_SUCCESS (0x00000000) as the return value, the client MUST free the returned buffer *pInfoStruct*.

#### **3.2.4.31 RMIBEntryGetFirst (Opnum 30)**

When the method completes with ERROR\_SUCCESS (0x00000000) as the return value, the client MUST free the returned buffer *pInfoStruct*.

#### **3.2.4.32 RMIBEntryGetNext (Opnum 31)**

When the method completes with either ERROR\_SUCCESS or ERROR\_NO\_MORE\_ITEMS as the return value, the client MUST free the returned buffer *pInfoStruct*. If ERROR\_NO\_MORE\_ITEMS is returned, the client MUST NOT call RMIBEntryGetNext for the same MIB table.

#### **3.2.4.33 RMIBGetTrapInfo (Opnum 32)**

When the method completes with ERROR\_SUCCESS as the return value, the client MUST free the returned buffer *pInfoStruct*.

#### **3.2.4.34 RMIBSetTrapInfo (Opnum 33)**

None beyond those specified in section 3.2.4.

#### **3.2.4.35 RRasAdminConnectionNotification (Opnum 34)**

None beyond those specified in section 3.2.4.

#### **3.2.4.36 RRasAdminSendUserMessage (Opnum 35)**

None beyond those specified in section 3.2.4.

#### **3.2.4.37 RRouterDeviceEnum (Opnum 36)**

When the method completes with ERROR\_SUCCESS as the return value, the client MUST free the returned buffer *pInfoStruct->pBuffer*.

#### **3.2.4.38 RRouterInterfaceTransportCreate (Opnum 37)**

None beyond those specified in section 3.2.4.

#### **3.2.4.39 RRouterInterfaceDeviceGetInfo (Opnum 38)**

When the method completes with ERROR\_SUCCESS as the return value, the client MUST free the returned buffer *pInfoStruct->pBuffer*.

#### **3.2.4.40 RRrouterInterfaceDeviceSetInfo (Opnum 39)**

None beyond those specified in section 3.2.4.

#### **3.2.4.41 RRrouterInterfaceSetCredentialsEx (Opnum 40)**

None beyond those specified in section 3.2.4.

#### **3.2.4.42 RRrouterInterfaceGetCredentialsEx (Opnum 41)**

When the method completes with ERROR\_SUCCESS as the return value, the client MUST free the returned buffer *pInfoStruct*.

#### **3.2.4.43 RRasAdminConnectionRemoveQuarantine (Opnum 42)**

None beyond those specified in section 3.2.4.

#### **3.2.4.44 RMprAdminServerSetInfo (Opnum 43)**

If the return code is ERROR\_SUCCESS\_REBOOT\_REQUIRED, then the server machine needs to be rebooted to make the changes take effect.

#### **3.2.4.45 RMprAdminServerGetInfoEx (Opnum 44)**

None beyond those specified in section 3.2.4.

#### **3.2.4.46 RRasAdminConnectionEnumEx (Opnum 45)**

If the return code is ERROR\_MORE\_DATA, then the call RRasAdminConnectionEnumEx (section 3.1.4.46) with the handle passed in *lpdwResumeHandle*. If *lpdwResumeHandle* is NULL, the enumeration cannot be continued.

When the method completes with either ERROR\_SUCCESS or ERROR\_MORE\_DATA as the return value, the client MUST free the returned buffer *pInfoStruct*.

#### **3.2.4.47 RRasAdminConnectionGetInfoEx (Opnum 46)**

None beyond those specified in section 3.2.4.

#### **3.2.4.48 RMprAdminServerSetInfoEx (Opnum 47)**

If the return code is ERROR\_SUCCESS\_RESTART\_REQUIRED (0x00000BC3), then the RemoteAccess service on the server needs to be restarted to make the changes take effect.

If the return value is ERROR\_SUCCESS\_RESTART\_REQUIRED, the RRAS implementation MUST be restarted for the changes to take effect.

#### **3.2.4.49 RRasAdminUpdateConnection (Opnum 48)**

None beyond those specified in section 3.2.4.

#### **3.2.4.50 RRrouterInterfaceSetCredentialsLocal (Opnum 49)**

None beyond those specified in section 3.2.4.

### 3.2.4.51 **RRouterInterfaceGetCredentialsLocal (Opnum 50)**

When the method completes with `ERROR_SUCCESS (0x00000000)` as the return value, the client SHOULD free the memory pointed to by `IpwsUserName`, `IpwsDomainName`, and `IpwsPassword`.

### 3.2.4.52 **RRouterInterfaceGetCustomInfoEx (Opnum 51)**

None beyond those specified in section 3.2.4.

### 3.2.4.53 **RRouterInterfaceSetCustomInfoEx (Opnum 52)**

None beyond those specified in section 3.2.4.

## 3.2.5 **Timer Events**

No protocol timer events are required on the client beyond the timers required in the underlying RPC protocol.

## 3.2.6 **Other Local Events**

No local events are maintained on the client other than the events that are maintained in the underlying RPC protocol.

## 3.3 **(Updated Section) RASRPC Interface Server Details**

For the list of methods supported by this interface, refer to Appendix A: Full IDL (section 6) for `UUID (20610036-fa22-11cf-9823-00a0c911e5df)`.

### 3.3.1 **Abstract Data Model**

This section describes a conceptual model that an implementation can maintain to participate in this protocol. The described organization is provided to facilitate the explanation of how the protocol behaves. This document does not mandate that implementations adhere to this model, as long as their external behavior is consistent with that described in this document.

There are no states that are maintained for this RPC interface that would affect the RPC method behavior for this interface.

### 3.3.2 **Timers**

No timers are required beyond those used internally by RPC to implement resiliency to network outages, as specified in the [MS-RPCE] section 3.2.3.2.1.

### 3.3.3 **(Updated Section) Initialization**

The `RasrpeRASRPC` server MUST be initialized by the RRAS server using Start RASRPC as defined in section 3.3.6. As a part of initialization, the RRASM protocol MUST register the RPC interface as specified in section 2.1.2.

### 3.3.4 **(Updated Section) Message Processing Events and Sequencing Rules**

The `RasrpeRASRPC` Server interface provides methods that remotely retrieve and set the configuration of the RRAS. The version for this interface is 1.0.

To receive incoming remote calls for this interface, the Rasrpc server MUST implement an RPC endpoint using the **UUID**, 20610036-fa22-11cf-9823-00a0c911e5df. As a part of the message processing, RRASM validates parameters as specified under the following methods. It then hands over the information to the actual RRAS implementation using the **Invoke RASRPC Method**. The **Invoke RASRPC** method will provide any data required and the completion status of the operation which is sent back to the client over the RASRPC interface of RRASM protocol.

The **RasrpeRASRPC** server MUST perform a strict Network Data Representation (NDR) data consistency check at target level 5.0, as specified in [MS-RPCE] section 3.

This protocol MUST indicate to the RPC runtime that it is to reject a NULL unique or full pointer with nonzero conformant value, as specified in [MS-RPCE] section 3.

In the following table, the term "Reserved for local use" means that clients MUST NOT send the opnum, and the server behavior is undefined because it does not affect interoperability.

The Rasrpc server implementation MUST check that the client invoking the method is an administrator of the RRASM server. If the client invoking the method is not an administrator of the RRASM server, the server MUST indicate the lack of access permission in the form of a specific error code. The server SHOULD<330> throw an RPC exception with the exception code RPC\_S\_ACCESS\_DENIED (0x00000005) if the client does not have access permission. If the server is not throwing an exception, it MAY<331> return a status code of E\_ACCESSDENIED (0x80070005) to indicate to the client that it does not have the required access.

The RPC methods MUST NOT throw any other exception. The other exceptions allowed are those thrown by the underlying RPC protocol [MS-RPCE].

Methods in RPC Opnum **Orderorder**.

Method	Description
Opnum0NotUsedOnWire	Reserved for local use. Opnum: 0
Opnum1NotUsedOnWire	Reserved for local use. Opnum: 1
Opnum2NotUsedOnWire	Reserved for local use. Opnum: 2
Opnum3NotUsedOnWire	Reserved for local use. Opnum: 3
Opnum4NotUsedOnWire	Reserved for local use. Opnum: 4
RasRpcDeleteEntry	<b>Deletes a specific RRAS entry from an RRAS Phonebook path.</b> Opnum: 5
Opnum6NotUsedOnWire	Reserved for local use. Opnum: 6
Opnum7NotUsedOnWire	Reserved for local use. Opnum: 7
Opnum8NotUsedOnWire	Reserved for local use. Opnum: 8
RasRpcGetUserPreferences	<b>Retrieves the configuration information.</b>



Method	Description
	Opnum: 9
RasRpcSetUserPreferences	<b>Sets the configuration information.</b> Opnum: 10
RasRpcGetSystemDirectory	<b>Retrieves the path of the system directory.</b> Opnum: 11
RasRpcSubmitRequest	<b>Retrieves or sets the configuration data on the RRAS server.</b> Opnum: 12
Opnum13NotUsedOnWire	Reserved for local use. Opnum: 13
RasRpcGetInstalledProtocolsEx	<b>Retrieves the protocol information on the RRAS server.</b> Opnum: 14
RasRpcGetVersion	<b>Retrieves the RASRPC server interface version.</b> Opnum: 15
Opnum16NotUsedOnWire	Reserved for local use. Opnum: 16

### 3.3.4.1 (Updated Section) RasRpcDeleteEntry (Opnum 5)

The **RasRpcDeleteEntry** method deletes a specific RRAS Entry from an RRAS Phonebook path.

```

DWORD RasRpcDeleteEntry(
    [in] handle_t h,
    [in, string] LPWSTR lpszPhonebook,
    [in, string] LPWSTR lpszEntry
);

```

**h:** An RPC binding handle as specified in [C706] section 2.

**lpszPhonebook:** A null-terminated Unicode string specifying the RRAS Phonebook path as specified in section 2.2.2.

**lpszEntry:** A null-terminated Unicode string specifying the RRAS Entry name as specified in section 2.2.2.1 to be deleted.

**Return Values:** Specifies the return status as explained in section 2.2.1.2.218 for **retcode** field.

The return value can be one of the following error codes. All other error values MUST be treated the same by the RRASM client.

Return value/code	Description
ERROR_SUCCESS 0x00000000	The call was successful.

**Exceptions Thrown:** This method throws an exception with the exception code `RPC_S_ACCESS_DENIED (0x00000005)` if the client is not an administrator on the RRASM server, with access permission to perform the operation. <332>

The `Opnum` field value for this method is 5.

When processing this call, the RRAS server SHOULD do the following:

- Validate as specified in section 3.3.4 whether this method was called by a client which is an administrator of the RRAS server.
- If `lpszEntry` is NULL, return an error other than one of the errors specified in the preceding table.
- If `lpszEntry` is not present in **PhonebookEntryNameList**, return an error other than one of the errors specified in the preceding table.
- Call the abstract interface **Invoke RASRPC**, with the method that specifies, specifying the operation and the parameters necessary to enable the RRAS server to perform the required management task.
- Return any error result that the RRAS server returns as a part of the processing. Otherwise return `ERROR_SUCCESS (0x00000000)`.

### 3.3.4.2 RasRpcGetUserPreferences (Opnum 9)

The **RasRpcGetUserPreferences** method retrieves the configuration information. The configuration information consists of the callback information associated with the various ports, and the number of the last successful callback done by the RRAS. This configuration information is set by `RasRpcSetUserPreferences`.

```
DWORD RasRpcGetUserPreferences(  
    [in] handle_t h,  
    [in, out] LPRASRPC_PBUSER pUser,  
    [in] DWORD dwMode  
);
```

**h:** An RPC binding handle as specified in [C706] section 2.

**pUser:** Pointer to the `RASRPC_PBUSER` (section 2.2.1.2.229) structure which on successful return contains the configuration information on the RRAS server.

**dwMode:** This MUST be set to 2.

**Return Values:** Specifies the return status as explained in section 2.2.1.2.218 for the **retcode** field.

The return value can be one of the following error codes. All other error values MUST be treated the same by the RRAS client.

Return value/code	Description
<code>ERROR_SUCCESS</code> <code>0x00000000</code>	The call was successful.

**Exceptions Thrown:** This method throws an exception with the exception code `RPC_S_ACCESS_DENIED (0x00000005)` if the client is not an administrator on the RRAS server, with access permission to perform the operation. <333>

The `Opnum` field value for this method is 9.

When processing this call, the RRAS SHOULD do the following:

- Validate as specified in section 3.3.4 whether this method was called by a client that is an administrator of the RRAS server.<334>
- Call the abstract interface **Invoke RASRPC** method, specifying the operation and the parameters necessary to enable RRAS server to perform the required management task.
- Populate the *pUser* structure with the configuration information returned by the RRAS server and returning ERROR\_SUCCESS (0x00000000).

### 3.3.4.3 RasRpcSetUserPreferences (Opnum 10)

The **RasRpcSetUserPreferences** method sets the configuration information. The configuration information consists of the callback information associated with the various ports, and the number of the last successful callback done by the RRAS.

```
DWORD RasRpcSetUserPreferences (
    [in] handle_t h,
    [in] LPRASRPC_PBUSER pUser,
    [in] DWORD dwMode
);
```

**h:** An RPC binding handle as specified in [C706] section 2.

**pUser:** Pointer to the RASRPC\_PBUSER (section 2.2.1.2.229) structure which on successful return contains the configuration information on the RRAS server.

**dwMode:** This MUST be set to 2.

**Return Values:** Specifies the return status as explained in section 2.2.1.2.218 for the **retcode** field.

The return value can be one of the error codes that follow. All other error values MUST be treated the same by the RRAS client.

Return value/code	Description
0x00000000 ERROR_SUCCESS	The call was successful.

**Exceptions Thrown:** This method throws an exception with the exception code RPC\_S\_ACCESS\_DENIED (0x00000005) if the client is not an administrator on the RRAS server, with access permission to perform the operation.<335>

The opnum field value for this method is 10.

When processing this call, the RRAS SHOULD do the following:

- Validate as specified in section 3.3.4 whether this method was called by a client that is an administrator of the RRAS server.
- Call the abstract interface **Invoke RASRPC** method, specifying the operation and the parameters necessary to enable RRAS server to perform the required management task.
- Provide the configuration information as specified by the *pUser* structure to the RRAS server for further processing and returning ERROR\_SUCCESS (0x00000000).

### 3.3.4.4 RasRpcGetSystemDirectory (Opnum 11)

The **RasRpcGetSystemDirectory** method retrieves the path of the system directory.

```

UINT RasRpcGetSystemDirectory(
    [in] handle_t h,
    [in, out, string, size_is(uSize)]
    LPWSTR lpBuffer,
    [in, range(0, RASRPC_MAX_PATH)] UINT uSize
);

```

**h:** An RPC binding handle as specified in [C706] section 2.

**lpBuffer:** A null-terminated Unicode string that is populated with the path of the system directory. The length of the string **MUST** be equal to *uSize*.

**uSize:** Specifies the size of the *lpBuffer* in Unicode characters. This value **MUST** be equal to 260.

**Return Values:** Specifies the return status as explained in section 2.2.1.2.218 for **retcode** field.

The return value can be one of the following error codes. All other error values **MUST** be treated the same by the RRASM client.

Return value	Description
0x00000000	The actual processing to retrieve the system directory on the remote server has failed.
Any other values	Indicate the length of the string in Unicode characters copied to the buffer.

**Exceptions Thrown:** This method throws an exception with the exception code `RPC_S_ACCESS_DENIED` (0x00000005) if the client is not an administrator on the RRASM server, with access permission to perform the operation. <336>

The Opnum field value for this method is 11.

When processing this call, the RRASM server **SHOULD** do the following:

- Validate as specified in section 3.3.4 whether this method was called by a client that is an administrator of the RRASM server. <337>
- If *uSize* is less than 260, return an error other than one of the errors specified in the preceding table.
- Call the abstract interface **Invoke RASRPC** method specifying the operation and the parameters to enable RRAS server to perform the required management task.
- If all validations are successful, return the processing information result for the RRAS server and populate the *lpBuffer* with the system directory path returned by the RRAS server. Return the length of the string in Unicode characters populated to the *lpBuffer*.

### 3.3.4.5 (Updated Section) RasRpcSubmitRequest (Opnum 12)

The **RasRpcSubmitRequest** method retrieves or sets the configuration data on RRAS server.

```

DWORD RasRpcSubmitRequest(
    [in] handle_t h,
    [in, out, unique, size_is(dwcbBufSize)]
    PBYTE pReqBuffer,
    [in] DWORD dwcbBufSize
);

```

**hServer:** An RPC binding handle as specified in [C706] section 2.

**pReqBuffer:** A pointer to a buffer of size *dwcbBufSize*. The buffer MUST be large enough to hold the **RequestBuffer** structure (section 2.2.1.2.217) and **RequestBuffer.RB\_Buffer** data. **RequestBuffer.RB\_Reqtype** specifies the request type which will be processed by the server and **RequestBuffer.RB\_Buffer** specifies the structure specific to **RB\_Reqtype** to be processed. The structure that MUST be used for each ReqTypes value is explained in section 2.2.1.2.217. The client MUST NOT send the **ReqType** other than those defined in **ReqTypes** (section 2.2.1.1.18). **RequestBuffer.RB\_PCBIIndex** MUST be set to the unique port identifier whose information is sought for ReqTypes **REQTYPE\_GETINFO** and **REQTYPE\_GETDEVCONFIG**. For other valid ReqTypes, **RequestBuffer.RB\_PCBIIndex** MUST be set to zero (0).

**dwcbBufSize:** Size in byte of *pReqBuffer*.

**Return Values:** Specifies the return status as explained in section 2.2.1.2.218 for **retcode** field.

**Exceptions Thrown:** This method throws an exception with the exception code **RPC\_S\_ACCESS\_DENIED** (0x00000005) if the client is not an administrator on the RRASM server, with access permission to perform the operation. <338>

Validations which SHOULD be done by the RRASM for all ReqTypes are:

- Return **ERROR\_SUCCESS** (0x00000000) if one of the following conditions are met without any further processing of the call:
  - **dwcbBufSize** is less than the sum of size of **RequestBuffer** and 5000, i.e. if the condition (**dwcbBufSize** < size of **RequestBuffer** + 5000) is **true**.
  - **pReqBuffer** is NULL
  - **pReqBuffer.RB\_ReqType** is less than zero (0) or greater than maximum ReqTypes <339>
- Validate as specified in section 3.3.4 whether this method was called by a client that is an administrator of the RRASM server.

Specific RRASM behavior for each ReqTypes value follows.

#### **REQTYPE\_GETDEVICECONFIGINFO:**

When processing this request, the RRASM SHOULD do the following:

- The *dwcbBufSize* that is passed in SHOULD be greater than or equal to the sum of the size of **RequestBuffer** (section 2.2.1.2.217) with the **RB\_Buffer** field specifying the **DeviceConfigInfo** (section 2.2.1.2.218) structure, and the size of **DeviceConfigInfo.cbBuffer**. If this is not the case, RRASM MUST return the **ERROR\_SUCCESS** (0x00000000) setting **DeviceConfigInfo.retcode** to **E\_INVALIDARG** (0x80070057).
- If **DeviceConfigInfo.dwVersion** is not set to the version of Rasrpc Server <340>, RRASM MUST return **ERROR\_SUCCESS** (0x00000000) setting **DeviceConfigInfo.retcode** to **ERROR\_NOT\_SUPPORTED** (0x00000032).
- Call the abstract interface **Invoke RASRPC** specifying the method and the parameters necessary to enable RRAS server to perform the required management task.
- MUST set the **cEntries** to the number of devices returned by the RRAS.
- MUST check the passed in **cbBuffer** size, and copy the device information details (**RAS\_DEVICE\_INFO** (section 2.2.1.2.219)) for the devices that fit in the **cbBuffer** size to **abdata** buffer.

- **cbBuffer** MUST be set to the total size in bytes needed to hold all the device information. It MUST be set to the value of **cEntries** multiplied by the size of **RAS\_DEVICE\_INFO**.
- **dwVersion** MUST be set to the version of the Rasrpc server.
- If there is no error, **ERROR\_SUCCESS** (0x00000000) MUST be returned setting **DeviceConfigInfo.retcode** to **ERROR\_SUCCESS** (0x00000000).

#### **REQTYPE\_SETDEVICECONFIGINFO:**

When processing this request, the RRASM MUST do the following:

- The *dwcbBufSize* that is passed in SHOULD be greater than or equal to the sum of the size of **RequestBuffer** (section 2.2.1.2.217) with the **RB\_Buffer** field specifying the **DeviceConfigInfo** (section 2.2.1.2.218) structure, and the size of **DeviceConfigInfo.cbBuffer**. The *dwcbBufSize* passed in SHOULD be equal to or greater than sum of the size of **RequestBuffer**, size of **DeviceConfigInfo** and **DeviceConfigInfo.cbBuffer**. If not, then **ERROR\_SUCCESS** (0x00000000) MUST be returned setting **DeviceConfigInfo.retcode** to **E\_INVALIDARG** (0x80070057).
- The **DeviceConfigInfo.cbBuffer** SHOULD be greater than or equal to size of all the device information (**RAS\_DEVICE\_INFO**) as specified in **DeviceConfigInfo.cEntries**. If not, RRASM MUST return **ERROR\_SUCCESS** (0x00000000) and also set **DeviceConfigInfo.retcode** to **ERROR\_INVALID\_PARAMETER** (0x00000057).
- Call the abstract interface **Invoke RASRPC** method specifying the operation and the parameters to enable RRAS server to perform the required management task.
- If the RRAS implementation does not have any of the devices, **RAS\_DEVICE\_INFO.dwError** for that device MUST be set to **ERROR\_DEVICE\_DOES\_NOT\_EXIST** (0x00000260).
- If **RAS\_DEVICE\_INFO.fWrite** is set and the RRAS implementation could not succeed in storing the device information, then **DeviceConfigInfo.retcode** MUST be set to **ERROR\_CAN\_NOT\_COMPLETE** (0x000003EB).
- If **RAS\_DEVICE\_INFO.dwNumEndPoints** or **RAS\_DEVICE\_INFO.dwMaxWanEndPoints** is more than the maximum supported value for the WAN endpoint on the RRAS server, it MUST be set to the maximum supported value.
- If the RRAS server returns no error status, **ERROR\_SUCCESS** (0x00000000) MUST be returned setting **DeviceConfigInfo.retcode** to **ERROR\_SUCCESS**. Otherwise return the error status returned by the RRAS server in **DeviceConfigInfo.retcode**.

#### **REQTYPE\_GETINFO:**

When processing this request, the RRASM SHOULD do the following:

- The *dwcbBufSize* that is passed in SHOULD be greater than or equal to the size of **RequestBuffer** (section 2.2.1.2.217) with the **RB\_Buffer** field specifying the size of the **Info** structure. If not, RRASM MUST return **ERROR\_SUCCESS** (0x00000000) setting **Info.retcode** to **E\_INVALIDARG** (0x80070057).
- Since the RRASM server does not manage the list of valid port identifiers, the RRAS implementation SHOULD check if the **RequestBuffer.RB\_PCBIIndex** refers to a valid port identifier. If the port identifier is not valid, RRASM MUST return **ERROR\_SUCCESS** (0x00000000) and also set **Info.retcode** to **ERROR\_PORT\_NOT\_FOUND** (0x00000267).
- Call the abstract interface **Invoke RASRPC** method specifying the operation and the parameters to enable RRAS server to perform the required management task.

- SHOULD<341> validate if the passed in **RequestBuffer.RB\_Dummy** is equal to the size of ULONG\_PTR on the server. If it is not equal and passed in **RequestBuffer.RB\_Dummy** is equal to the size of DWORD, the RRAS server MUST marshal the **Rasman\_Info.RI\_ConnectionHandle** from HANDLE to ULONG.
- If the RRAS server successfully processes the request, the RRAS server MUST populate the **RequestBuffer.RB\_Buffer** (Info) structure with the port information provided by RRAS server and return ERROR\_SUCCESS (0x00000000).

#### REQTYPE\_GETCALLEDID:

When processing this request, the RRAS server MUST do the following:

- The *dwcbBufSize* that is passed in SHOULD be greater than or equal to the sum of the size of RequestBuffer (section 2.2.1.2.217) with the **RB\_Buffer** field specifying the GetSetCalledId (section 2.2.1.2.220) structure, and the size of **GetSetCalledId.rciInfo.dwSize**. If not, RRAS server MUST return ERROR\_SUCCESS (0x00000000) and also set **GetSetCalledId.retcode** to E\_INVALIDARG (0x80070057).
- Call the abstract interface **Invoke RASRPC** method specifying the operation and the parameters to enable RRAS server to perform the required management task.
- **GetSetCalledId.dwSize** SHOULD be equal to or greater than the sum of the size of RAS\_CALLEDID\_INFO (section 2.2.1.2.221) and the size of CalledId buffer to be returned. If so, fill the **GetSetCalledId.rciInfo** buffer with the CalledId details returned by the RRAS server. Otherwise **GetSetCalledId.rciInfo** buffer is not filled with the CalledId details.
- MUST set the **GetSetCalledId.dwSize** to the sum of the size of RAS\_CALLEDID\_INFO and the size of CalledId buffer to be returned and return ERROR\_SUCCESS (0x00000000).

#### REQTYPE\_SETCALLEDID:

When processing this request, the RRAS server MUST do the following:

- The *dwcbBufSize* that is passed in SHOULD be greater than or equal to the sum of the size of RequestBuffer (section 2.2.1.2.217) with the **RB\_Buffer** field specifying the GetSetCalledId structure, and the size of **GetSetCalledId.rciInfo.dwSize**. If not, RRAS server MUST return ERROR\_SUCCESS (0x00000000) setting **GetSetCalledId.retcode** to E\_INVALIDARG (0x80070057).
- Call the abstract interface **Invoke RASRPC** method specifying the operation and the parameters to enable RRAS server to perform the required management task.
- If all validation is successful, the RRAS server MUST store the **GetSetCalledId.rciInfo** buffer that contains **CalledId** details.
- Return any error the RRAS server returns while processing the request. Otherwise return ERROR\_SUCCESS (0x00000000).

#### REQTYPE\_PORTENUM:

When processing this request, the RRAS server MUST do the following:

- The *dwcbBufSize* that is passed in SHOULD be greater than or equal to the sum of the size of the RequestBuffer structure specifying the Enum (section 2.2.1.2.225) structure, and **Enum.size**. If not, RRAS server MUST return ERROR\_SUCCESS (0x00000000) setting **Enum.retcode** to E\_INVALIDARG (0x80070057).
- Call the abstract interface **Invoke RASRPC** method specifying the operation and the parameters to enable RRAS server to perform the required management task.

- MUST set the **Enum.entries** to the number of available port devices returned by the RRAS server.
- MUST check the passed in **Enum.size** and copy all of the port information details (RASMAN\_PORT\_32 (section 2.2.1.2.226)) for the ports that fit in the **Enum.size** to **Enum.buffer**.
- **Enum.size** MUST be set to the total size in bytes needed to hold all the port information.
- If there is no error, the server MUST return ERROR\_SUCCESS (0x00000000).

#### REQTYPE\_GETNDISWANDRIVERCAPS:

When processing this request, the RRASM MUST do the following:

- The *dwcbBufSize* that is passed in SHOULD be greater than or equal to the size of the RequestBuffer structure with the **RB\_Buffer** field specifying the GetNdiswanDriverCapsStruct (section 2.2.1.2.222) structure. If not, RRASM MUST return ERROR\_SUCCESS (0x00000000) setting **GetNdiswanDriverCapsStruct.retcode** to E\_INVALIDARG (0x80070057).
- Call the abstract interface **Invoke RASRPC** method specifying the operation and the parameters to enable the RRAS server to perform the required management task.
- If all validation is successful, populate the GetNdiswanDriverCapsStruct with the encryption capabilities returned by the RRAS server and set **GetNdiswanDriverCapsStruct.retcode** to ERROR\_SUCCESS (0x00000000). If there is any error while retrieving the encryption capabilities of RRAS, set the **GetNdiswanDriverCapsStruct.retcode** with the error. RRASM MUST return ERROR\_SUCCESS (0x00000000).

#### REQTYPE\_GETDEVCONFIG:

When processing this request, the RRASM MUST do the following:

- The *dwcbBufSize* that is passed in SHOULD be greater than or equal to the sum of the size of the RequestBuffer structure with the **RB\_Buffer** field specifying the GetDevConfigStruct (section 2.2.1.2.224) structure, and **GetDevConfigStruct.size**. If not, RRASM MUST return ERROR\_SUCCESS (0x00000000) setting **GetDevConfigStruct.retcode** to E\_INVALIDARG (0x80070057).
- Because RRASM does not maintain the list of valid port identifiers, the RRAS server SHOULD check that **RequestBuffer.RB\_PCBIIndex** is a valid port identifier. If this is not the case, RRAS MUST return ERROR\_SUCCESS (0x00000000) setting **GetDevConfigStruct.retcode** to ERROR\_PORT\_NOT\_FOUND (0x00000267).
- If the device type specified by **GetDevConfigStruct.devicetype** does not exist on the RRAS server, the RRAS implementation MUST return ERROR\_SUCCESS (0x00000000) setting **GetDevConfigStruct.retcode** to ERROR\_DEVICE\_DOES\_NOT\_EXIST (0x00000260).
- If the device type associated with the port as identified by **RequestBuffer.RB\_PCBIIndex** is a value other than "MODEM", RRASM MUST return ERROR\_SUCCESS (0x00000000) setting **GetDevConfigStruct.retcode** to ERROR\_SUCCESS (0x00000000) and **GetDevConfigStruct.size** to zero (0).
- Call the abstract interface **Invoke RASRPC** method specifying the operation and the parameters to enable RRAS server to perform the required management task.
- Check if **GetDevConfigStruct.size** is large enough to hold the device information as returned by RRAS. If not, RRASM MUST return ERROR\_SUCCESS (0x00000000) setting **GetDevConfigStruct.retcode** to ERROR\_BUFFER\_TOO\_SMALL (0x0000025B). Set the **GetDevConfigStruct.size** to the size of the required buffer to hold device information.



- If all validation is successful, the RRAS server MUST get the device configuration information associated with the port identified by **RequestBuffer.RB\_PCBIndex** and fill the **GetDevConfigStruct.config** buffer with the details and set the **GetDevConfigStruct.size** to the size of the buffer copied to **GetDevConfigStruct.config**. Server MUST return **ERROR\_SUCCESS** (0x00000000).

### 3.3.4.6 RasRpcGetInstalledProtocolsEx (Opnum 14)

The **RasRpcGetInstalledProtocolsEx** method retrieves the protocol information on the RRAS server. The list of protocols is defined in the following return value section.

```
DWORD RasRpcGetInstalledProtocolsEx(
    [in] handle_t h,
    [in] BOOL fRouter,
    [in] BOOL fRasCli,
    [in] BOOL fRasSrv
);
```

**h:** An RPC binding handle as specified in [C706] section 2.

**fRouter:** If set to TRUE, protocols enabled for Demand Dial are retrieved. If set to FALSE, protocols enabled for Demand Dial are not retrieved.

**fRasCli:** This flag is not used and MUST be set to FALSE.

**fRasSrv:** If set to TRUE, retrieves the protocol enabled for RRAS incoming connections. If set to FALSE, protocol for RRAS incoming connections are not retrieved.

**Return Values:** Specifies the return status as explained in section 2.2.1.2.218 for the **retcode** field.

The return value can be one of the error codes that follow. All other error values MUST be treated the same by the RRASM client.

Return value	Description
0x00000000	There is no protocol installed on the RRAS server or there is some error when RRAS server retrieves the information.
0x00000001 to 0x0000000F	Specifies the protocols enabled on the RRAS server. This value SHOULD be a combination of one or more of the following flags: NP_Nbf (0x00000001): NetBEUI protocol is enabled.<342> NP_Ipx (0x00000002): IPX protocol is enabled.<343> NP_Ip (0x00000004): TCP/IPv4 protocol is enabled. NP_Ipv6 (0x00000008): TCP/IPv6 protocol is enabled.<344>

**Exceptions Thrown:** This method throws an exception with the exception code **RPC\_S\_ACCESS\_DENIED** (0x00000005) if the client is not an administrator on the RRASM server, with access permission to perform the operation.<345>

The opnum field value for this method is 14.

When processing this call, the RRASM server SHOULD do the following:

- Validate as specified in section 3.3.4 whether this method was called by a client that is an administrator of the RRASM server.
- Call the abstract interface **Invoke RASRPC** method specifying the operation and the parameters to enable RRAS server to perform the required management task.

- If all validation is successful, return the installed protocol information as provided by the RRAS server.

### 3.3.4.7 RasRpcGetVersion (Opnum 15)

The RasRpcGetVersion method retrieves the Rasrpc server interface version.

```
DWORD RasRpcGetVersion(
    [in] handle_t h,
    [in, out, ref] LPDWORD pdwVersion
);
```

**h:** An RPC binding handle as specified in [C706] section 2.

**pdwVersion:** This is a pointer to type **DWORD** which, after a successful function call, specifies the version of the Rasrpc interface.

**Return Values:** Specifies the return status as explained in section 2.2.1.2.218 for the **retcode** field

The return value can be one of the error codes that follow. All other error values MUST be treated the same by the RRASM client.

Return value/code	Description
ERROR_SUCCESS 0x00000000	The call was successful.

**Exceptions Thrown:** This method throws an exception with the exception code **RPC\_S\_ACCESS\_DENIED** (0x00000005) if the client is not an administrator on the RRASM server, with access permission to perform the operation.<346>

The opnum field value for this method is 15.

When processing this call, the RRAM server SHOULD do the following:

- Validate as specified in section 3.3.4 whether this method was called by a client that is an administrator of the RRASM server.<347>
- Call the abstract interface **Invoke RASRPC method** specifying the operation and the parameters to enable the RRAS server to perform the required management task.
- Set the value pointed by pdwVersion to the version of RRAS server.<348>
- If there is no error, the server MUST return **ERROR\_SUCCESS** (0x00000000).

### 3.3.5 Timer Events

No protocol timer events are required on the server beyond the timers required in the underlying RPC protocol.

### 3.3.6 (Updated Section) Other Local Events

Apart from the underlying [MS-RPCE] specified events there are no special events for RRASM. However, the RPC interface interacts with the underlying RRAS implementation through the following interfaces.

### 3.3.6.1 (Updated Section) Invoke RASRPC Method

The RRASM server provides the remote management capability to the RRAS implementation. The RRAS implementation refers to the actual task of configuring and providing the routing and remote access functionality that is outside the scope of the RRASM protocol. For more information about routing and remote access, see [MSFT-RRAS]. To keep the implementation aspects separate from the semantics of the RRASM methods, this abstract interface is defined with the RRAS implementation. With this, any RPC method request received by the RRASM server, after the required validations done by the RRASM server, are passed to the RRAS server through this interface. The Opnum and the data structures are passed as is to the RRAS server. As part of this processing, RRAS will perform the actual management task as defined by the semantics of the RRASM method, and will return any information requested by the RRAS server on behalf of the remote RRAS client and return the status of the operation requested by the RRAS server (on behalf of the RRAS client). The RRAS server then relays these return values and data back to the remote RRAS client. The RRAS understands the data structures that the RRAS server requires and can process and provide information in the same manner.

### 3.3.6.2 Start RASRPC

This interface is invoked by RRAS when it is started to initialize the RASRPC interface of RRAS.

### 3.3.6.3 Stop RASRPC

This interface is invoked by RRAS when it is getting stopped. This will stop the RASRPC interface of RRAS and no further RPC requests are processed.

## 3.4 (Updated Section) RASRPC Interface Client Details

[For definitions of RASRPC interface methods, see section 3.4.4. For the list of methods supported by this interface, refer to Appendix A: Full IDL \(section 6\).](#)

### 3.4.1 Abstract Data Model

This section describes a conceptual model that an implementation can maintain to participate in this protocol. The described organization is provided to help explain protocol behavior. This document does not mandate that implementations adhere to this model, as long as their external behavior is consistent with that described in this document.

The client is not required to maintain any information during this protocol.

### 3.4.2 Timers

No protocol timers are required beyond those used internally by the RPC method to implement resiliency to network outages, as specified in [MS-RPCE].

### 3.4.3 Initialization

The client creates an RPC binding handle to the server RPC method endpoint when an RPC method is called. For more information on binding handles, see [C706]. The client MAY create a separate binding handle for each method invocation, or it MAY reuse a binding handle for multiple invocations. The client MUST create an authenticated RPC binding handle.

### 3.4.4 (Updated Section) Message Processing Events and Sequencing Rules

The client MUST pass any error that is received from the invocation of an RPC method to the application that issued the RPC call. For all of the methods, if `RPC_S_ACCESS_DENIED` (0x00000005) is returned as an exception or `E_ACCESS_DENIED` (0x80070005)<349> is returned as a return value, the client needs to make sure it has administrative privileges on the RRAS server.

The Rasrpc server MUST perform a strict Network Data Representation (NDR) data consistency check at target level 5.0, as specified in [MS-RPCE] section 3.

This protocol MUST indicate to the RPC runtime that it is to reject a NULL unique or full pointer with `non-zero` conformant value, as specified in section 3 of [MS-RPCE].

#### 3.4.4.1 RasRpcDeleteEntry (Opnum 5)

None beyond those specified in section 3.4.4

#### 3.4.4.2 RasRpcGetUserPreferences (Opnum 9)

When the method completes successfully with a return value of `ERROR_SUCCESS`, the client SHOULD free the memory allocated by RPC. The following fields of `RASRPC_PBUSER` MAY contain RPC allocated memory: `pCallbacks`, `pLocations`, `pPhonebooks`, `pAreaCodes`, `pPrefixes`, `pSuffixes`.

#### 3.4.4.3 RasRpcSetUserPreferences (Opnum 10)

None beyond those specified in section 3.4.4

#### 3.4.4.4 RasRpcGetSystemDirectory (Opnum 11)

None beyond those specified in section 3.4.4

#### 3.4.4.5 (Updated Section) RasRpcSubmitRequest (Opnum 12)

Before calling the method, the client MUST set the `pReqBuffer` buffer and `dwcbBufSize` buffer size to a size at least as large as the sum of the size of `RequestBuffer` and 5000. Also, `theReqBuffer` the `pReqBuffer.RB_ReqType` value MUST be set to one of the valid enumeration values as stated in section 2.2.1.1.18.

Client behavior for specific `ReqTypes` is as follows.

##### REQTYPE\_GETDEVICECONFIGINFO

Before calling the method, the client MUST set `DeviceConfigInfo.dwVersion` to the version of Rasrpc server. The version information for the Rasrpc server can be retrieved using `RasRpcGetVersion` method as described in section 3.3.4.7.

Also, the `DeviceConfigInfo.cbBuffer` value MUST be equal to the size of the `DeviceConfigInfo.abdata` buffer.

If the returned `DeviceConfigInfo.cbBuffer` is more than the passed in `cbBuffer` size, it implies that the passed in buffer is not big enough to hold all the device information. The client SHOULD again call the API with `DeviceConfigInfo.cbBuffer` set to the size of the returned `cbBuffer`.

##### REQTYPE\_SETDEVICECONFIGINFO

Before calling the method, the client MUST set the `DeviceConfigInfo.cbBuffer` value equal to the size of `DeviceConfigInfo.abdata` buffer.

## REQTYPE\_PORTENUM

Before calling the method, the client MUST set the **Enum.size** value to the size of **Enum.buffer**.

If the returned **Enum.size** is more than the passed in **Enum.size**, it implies that the passed in buffer was not big enough to hold all the ports information. The client SHOULD again call the API with **Enum.size** set to the size of the returned **Enum.size**.

## REQTYPE\_GETDEVCONFIG

Before calling the method, the client MUST set the **GetDevConfig.size** value to the size of the **GetDevConfig.config** buffer.

If the returned **GetDevConfig.retcode** is set to ERROR\_BUFFER\_TOO\_SMALL (0x0000025B), the buffer that was passed in was not big enough to hold the device configuration information. The client SHOULD again call the API with **GetDevConfig.size** set to the size of returned **GetDevConfig.size**.

## REQTYPE\_GETCALLEDID

Before calling the method, the client SHOULD set the **RequestBuffer.RB\_PCBIIndex** to zero **(0)**.

Also, the client MUST set the **GetSetCalledId.dwSize** to the sum of the size of RAS\_CALLEDID\_INFO and the size of **GetSetCalledId.rciInfo.bCalledId** buffer size.

If the returned **GetSetCalledId.dwSize** is more than the passed in **GetSetCalledId.dwSize**, it implies that the passed in buffer was not big enough to hold all the CalledId information. The client SHOULD again call the API with **GetSetCalledId.dwSize** set to sum of the size of **RAS\_CALLEDID\_INFO** and the returned **GetSetCalledId.dwSize**.

### 3.4.4.6 RasRpcGetInstalledProtocolsEx (Opnum 14)

None beyond those specified in section 3.4.4

### 3.4.4.7 RasRpcGetVersion (Opnum 15)

None beyond those specified in section 3.4.4

## 3.4.5 Timer Events

No protocol timer events are required on the client beyond the timers required in the underlying RPC protocol.

## 3.4.6 Other Local Events

No local events are maintained on the client other than the events that are maintained in the underlying RPC protocol.

## 3.5 (Updated Section) REMRAS Interface Server Details

The **For the list of interfaces and** methods supported by this interface **are described here and also listed in**, refer to Appendix A: Full IDL (section 6). **Each interface definition states its own UUID per the list specified in section 1.9.**

### 3.5.1 Abstract Data Model

This section describes a conceptual model that an implementation can maintain to participate in this protocol. The described organization is provided to facilitate the explanation of how the protocol

behaves. This document does not mandate that implementations adhere to this model, as long as their external behavior is consistent with that described in this document.

There are no states that are maintained for this interface that affect the DCOM methods behavior for this interface.

### 3.5.2 Timers

No timers are required beyond those used internally by RPC to implement resiliency to network outages, as specified in the [MS-RPCE] section 3.2.3.2.1.

### 3.5.3 Initialization

This interface uses DCOM initialization. The server MUST be considered to be initialized after a successful activation of one of the three interfaces that are registered with the Distributed Component Object Model (DCOM) Remote Protocol infrastructure, as specified in the [MS-DCOM] section 1.3.6.

### 3.5.4 (Updated Section) Message Processing Events and Sequencing Rules

The REMRAS Server interface is composed of DCOM interfaces that enable the remote management of RRAS implementation. Each interface inherits the IUnknown interface, as specified in the [MS-DCOM] section 3.1.1.5.8.

To receive incoming remote calls for each interface, the server MUST implement a DCOM object that uses the UUID stated in its section.

When processing an interface method call, the RRAS server MUST do the following:

- Call the abstract interface Invoke REMRAS method (section 3.5.6.1) specifying the operation and the parameters to enable RRAS server to perform the required management task.
- Return any error status the RRAS server returns; otherwise, return ERROR\_SUCCESS.

No exceptions are thrown beyond those thrown by the underlying RPC protocol [MS-RPCE].

In these methods some error codes are implementation-specific and are referred to as nonzero implementation-specific error codes.

The following table lists the REMRAS interfaces and methods.

Interface	Method	Description
IRemoteNetworkConfig	UpgradeRouterConfig	Clears the existing transport configuration. Opnum: 3
IRemoteNetworkConfig	SetUserConfig	This method is not used. Opnum: 4
IRemoteRouterRestart	RestartRouter	The RestartRouter stops and restarts the RRAS server. Opnum: 3
IRemoteSetDnsConfig	SetDnsConfig	Updates the behavior of the Domain Name System (DNS) name resolution on the RRAS server. Opnum: 3
IRemoteICFICSConfig	GetIcfEnabled	Retrieves the status on whether Basic Firewall or Internet Connection Firewall feature is enabled or

Interface	Method	Description
		not on the RRAS server. Opnum: 3
<b>IRemoteICFICSConfig</b>	<b>GetIcsEnabled</b>	Retrieves the status on whether Network Address Translation (NAT) or "Internet Connection Sharing" feature is enabled or not on the RRAS server. Opnum: 4
<b>IRemoteStringIdConfig</b>	<b>GetStringFromId</b>	Returns the string corresponding to the specified string ID. Opnum: 3
<b>IRemoteIPv6Config</b>	<b>GetAddressList</b>	Returns IPv6 address information. Opnum: 3
<b>IRemoteSSTPCertCheck</b>	<b>CheckIfCertificateAllowedRR</b>	Checks the SSTP certificate information if it is valid for SSTP configuration. Opnum: 3

### 3.5.4.1 (Updated Section) IRemoteNetworkConfig Interface (Opnum 3)

The **IRemoteNetworkConfig** interface is used to update the configuration of RRAS server.

The **IRemoteNetworkConfig** interface inherits the **IUnknown** interface, as specified in the [MS-DCOM] section 3.1.1.5.8. Method opnum field values start with 3; opnum values 0 through 2 represent the **IUnknown\_QueryInterface**, **AddRef**, and **Release** methods, respectively.

To receive incoming remote calls for this interface, the server MUST implement a DCOM object that uses the **UUID** {66a2db1b-d706-11d0-a37b-00c04fc9da04}.

In these methods, some error codes are implementation-specific and are referred to as nonzero implementation-specific error codes.

Methods in RPC **Opnum** Order:

Method	Description
<b>UpgradeRouterConfig</b>	Clears the existing transport configuration (sections 2.2.3.1 and 2.2.3.2). Opnum: 3
<b>SetUserConfig</b>	This method is not used. Opnum: 4

#### 3.5.4.1.1 UpgradeRouterConfig Method (Opnum 3)

The **UpgradeRouterConfig** method clears the existing transport configuration (section 2.2.3.1) and interfaces (section 2.2.3.2).

```
HRESULT UpgradeRouterConfig();
```

**Return Values:** The server MUST return zero if it successfully processes the message. If processing fails, the server MUST return a nonzero HRESULT error code as defined in the [MS-DTYP] section

2.2.18, between 0x8000000 and 0xFFFFFFFF, as specified in [MS-ERREF] section 2.1. For protocol purposes, all nonzero values MUST be treated as equivalent failures.

When processing this call, the RRASM server MUST do the following:

- Call the abstract interface **Invoke REMRAS** method specifying the operation and the parameters to enable RRAS server to perform the required management task.
- Return any error status the RRAS server returns. Otherwise, return ERROR\_SUCCESS.

No exceptions are thrown beyond those thrown by the underlying RPC protocol [MS-RPCE].

### 3.5.4.1.2 SetUserConfig Method (Opnum 4)

The **SetUserConfig** method is not used. The server MUST return E\_NOTIMPL.

```
HRESULT SetUserConfig (  
    [in] LPCOLESTR pszService,  
    [in] LPCOLESTR pszNewGroup  
);
```

### 3.5.4.2 (Updated Section) IRemoteRouterRestart Interface (Opnum 3)

The **IRemoteRouterRestart** interface inherits the **IUnknown** interface, as specified in [MS-DCOM] section 3.1.1.5.8. Method opnum field values start with 3; opnum values 0 through 2 represent the **IUnknown\_QueryInterface**, **AddRef**, and **Release** methods, respectively.

To receive incoming remote calls for this interface, the server MUST implement a DCOM object that uses the **UUID** {66a2db20-d706-11d0-a37b-00c04fc9da04}.

This interface contains the **RestartRouter** method to restart the RRAS server.

In this method, some error codes are implementation-specific and are referred to as nonzero implementation-specific error codes.

**Methods** **Method** in RPC Opnum **Order:order**.

Method	Description
<b>RestartRouter</b>	The <b>RestartRouter</b> stops and restarts the RRAS server. Opnum: 3

#### 3.5.4.2.1 (Updated Section) RestartRouter Method (Opnum 3)

The **RestartRouter** method stops and restarts the RRAS server.

```
HRESULT RestartRouter([in] DWORD dwFlags);
```

**dwFlags:** This is unused and if set MUST be ignored by RRASM server.

**Return Values:** The server MUST return zero if it successfully processes the message. If processing fails, the server MUST return a nonzero HRESULT error code as defined in [MS-DTYP] section 2.2.18, between 0x80000000 and 0xFFFFFFFF, as specified in [MS-ERREF] section 2.1. For protocol purposes, all nonzero values MUST be treated as equivalent failures.



When processing this call, the RRASM server MUST do the following:

- Call the abstract interface **Invoke REMRAS Method** specifying the operation and the parameters to enable RRAS server to perform the required management task.
- Return any error status the RRAS server returns. Otherwise return `ERROR_SUCCESS`.

No exceptions are thrown beyond those thrown by the underlying RPC protocol [MS-RPCE].

### 3.5.4.3 (Updated Section) IRemoteSetDnsConfig Interface (Opnum 3)

The **IRemoteSetDnsConfig** interface inherits the `IUnknown` interface, as specified in [MS-DCOM] section 3.1.1.5.8. Method `opnum` field values start with 3; `opnum` values 0 through 2 represent the **IUnknown\_QueryInterface**, **AddRef**, and **Release** methods, respectively.

To receive incoming remote calls for this interface, the server MUST implement a DCOM object that uses the **UUID** {66a2db21-d706-11d0-a37b-00c04fc9da04}.

This interface contains method to set the Domain Name System (DNS) name resolution configuration.

In these methods, some error codes are implementation-specific and are referred to as nonzero implementation-specific error codes.

Methods in RPC `Opnum` order:

Method	Description
<b>SetDnsConfig</b>	Updates the behavior of the Domain Name System (DNS) name resolution on the RRAS server. Opnum: 3

#### 3.5.4.3.1 (Updated Section) SetDnsConfig Method (Opnum 3)

The **SetDnsConfig** method updates the behavior of the Domain Name System (DNS) name resolution of the Network Adapters on the RRAS server.

```
HRESULT SetDnsConfig(  
    [in] DWORD dwConfigId,  
    [in] DWORD dwNewValue  
);
```

**dwConfigId:** This is of type **DWORD** and MUST be set to the following value.

Value	Meaning
0x00010011	Indicates to the DNS name resolution on the RRAS server to not wait for name resolution response from all the adapters.

**dwNewValue:** This is of type **DWORD** and MUST be set to 0.

**Return Values:** The server MUST return zero if it successfully processes the message. If processing fails, the server MUST return a nonzero `HRESULT` error code as defined in [MS-DTYP] section 2.2.18, between 0x80000000 and 0xFFFFFFFF, as specified in [MS-ERREF] section 2.1. For protocol purposes, all nonzero values MUST be treated as equivalent failures.

When processing this call, the RRASM server MUST do the following:

- Call the abstract interface **Invoke REMRAS Method** specifying the operation and the parameters to enable RRAS server to perform the required management task.
- Return any error status the RRAS server returns. Otherwise return ERROR\_SUCCESS.

No exceptions are thrown beyond those thrown by the underlying RPC protocol [MS-RPCE].

### 3.5.4.4 (Updated Section) IRemoteICFICSConfig Interface (Opnum 3)

The **IRemoteICFICSConfig** interface inherits the IUnknown interface, as specified in [MS-DCOM] section 3.1.1.5.8. Method opnum field values start with 3; opnum values 0 through 2 represent the **IUnknown\_QueryInterface**, **AddRef**, and **Release** methods, respectively.

To receive incoming remote calls for this interface, the server MUST implement a DCOM object that uses the UUID {66a2db22-d706-11d0-a37b-00c04fc9da04}.

This interface is used to query the status of basic firewall and Network Address Translation features on a remote RRAS server.

In these methods, some error codes are implementation-specific and are referred to as nonzero implementation-specific error codes.

Methods in RPC Opnum **Order:order.**

Method	Description
<b>GetIcfEnabled</b>	Retrieves the status on whether "Basic Firewall" or "Internet Connection Firewall" feature is enabled or not on RRAS server. Opnum: 3
<b>GetIcsEnabled</b>	Retrieves the status on whether "Network Address Translation (NAT)" or "Internet Connection Sharing" feature is enabled or not on RRAS server. Opnum: 4

#### 3.5.4.4.1 (Updated Section) GetIcfEnabled Method (Opnum 3)

The **GetIcfEnabled** method<350> retrieves the status of whether the "Basic Firewall" or "Internet Connection Firewall" feature is enabled on RRAS server.

```
HRESULT GetIcfEnabled([out] BOOL * status);
```

**Status:** This is a pointer to a **BOOL**. The value of the method is either TRUE or FALSE. If TRUE, indicates that basic firewall is enabled on the server. If FALSE, indicates that basic firewall is disabled on the server.

**Return Values:** The server MUST return zero if it successfully processes the message. If processing fails, the server MUST return a nonzero HRESULT error code, as defined in [MS-DTYP] section 2.2.18, between 0x80000000 and 0xFFFFFFFF, as specified in [MS-ERREF] section 2.1. All nonzero values MUST be treated as equivalent failures.

When processing this call, the RRASM server MUST do the following:

- Call the abstract interface **Invoke REMRAS Method** specifying the operation and the parameters to enable RRAS server to perform the required management task.
- Return any error status the RRAS server returns. Otherwise return ERROR\_SUCCESS.

No exceptions are thrown beyond those thrown by the underlying RPC protocol [MS-RPCE].

#### 3.5.4.4.2 GetIcsEnabled Method (Opnum 4)

The **GetIcsEnabled** method retrieves the status of whether the "Network Address Translation (NAT)" or "Internet Connection Sharing" feature is enabled on RRAS.

```
HRESULT GetIcsEnabled([out] BOOL * status);
```

**Status:** A pointer to a **BOOL**. The value of the method is either TRUE or FALSE. If TRUE, indicates that NAT is enabled on the server on at least one connection. If FALSE, indicates that NAT is not enabled on any connection on the server.

**Return Values:** The server MUST return zero if it successfully processes the message. If processing fails, the server MUST return a nonzero HRESULT error code as defined in the [MS-DTYP] section 2.2.18, between 0x80000000 and 0xFFFFFFFF, as specified in [MS-ERREF] section 2.1. All nonzero values MUST be treated as equivalent failures.

When processing this call, the RRAS server MUST do the following:

- Call the abstract interface **Invoke REMRAS** method (section 3.5.6.1) specifying the operation and the parameters to enable the RRAS server to perform the required management task.
- Return any error status the RRAS server returns. Otherwise return ERROR\_SUCCESS.

No exceptions are thrown beyond those thrown by the underlying RPC protocol [MS-RPCE].

#### 3.5.4.5 (Updated Section) IRemoteStringIdConfig Interface (Opnum 3)

The **IRemoteStringIdConfig** interface inherits the IUnknown interface, as specified in [MS-DCOM] section 3.1.1.5.8. Method opnum field values start with 3; opnum values 0 through 2 represent the IUnknown\_QueryInterface, AddRef, and Release methods, respectively.

To receive incoming remote calls for this interface, the server MUST implement a DCOM object that uses the UUID {67e08fc2-2984-4b62-b92e-fc1aae64bbbb}.

This interface is used to retrieve a detailed error string corresponding to an error.

In these methods, some error codes are implementation-specific and are referred to as nonzero implementation-specific error codes.

Methods in RPC Opnum ~~Order~~order.

Method	Description
<b>GetStringFromId</b>	Returns the string corresponding to the specified string ID. Opnum: 3

#### 3.5.4.5.1 (Updated Section) GetStringFromId Method (Opnum 3)

The **GetStringFromId** method returns the string corresponding to the specified string ID.

```
HRESULT GetStringFromId ([in] UINT stringId, [out] BSTR * pBstrName);
```

**stringId:** This is of type **UINT** and MUST be set to one of the values specified in the table below.

**pBstrName:** This is a localized string of type pointer to BSTR that contains the message that corresponds to the specified **stringId**.

stringId	pBstrName (in English)
0x64	Remrras
0x67	Remote RRAS configuration
0xC8	Microsoft Routing and Remote Access Service Authentication Servers
0xC9	Microsoft Routing and Remote Access Service Accounting Servers
0xCA	Microsoft Routing and Remote Access Service Policy
0xFB	Remrras enables remote RRAS configuration
0xFC	Routing and Remote Access Remote Management
0xFD	Routing and Remote Access Remote Management (DCOM-In)
0xFE	Inbound rule to allow DCOM traffic for Routing and Remote Access (RRAS) to be remotely managed
0x280C	Rules for remote management of Routing and Remote Access (RRAS) through the Routing and Remote Access snap-in
0x12F	Routing and Remote Access Remote management (RPC-In)
0x130	Inbound rule for Routing and Remote Access (RRAS) to be remotely managed by RPC/TCP

**Return Values:** The server MUST return zero if it successfully processes the message. If processing fails, the server MUST return a nonzero HRESULT error code as defined in the [MS-DTYP] section 2.2.18, between 0x80000000 and 0xFFFFFFFF, as specified in [MS-ERREF] section 2.1. For protocol purposes, all nonzero values MUST be treated as equivalent failures. **When processing this call, the RRASM server MUST do the following:**

**When processing this call, the RRASM server MUST do the following:**

- Call the abstract interface **Invoke REMRAS Method** (section 3.5.6.1) specifying the operation and the parameters to enable RRAS server to perform the required management task.
- Return any error status the RRAS server returns. Otherwise return ERROR\_SUCCESS.

No exceptions are thrown beyond those thrown by the underlying RPC protocol [MS-RPCE].

### 3.5.4.6 (Updated Section) IRemoteIPv6Config Interface (Opnum 3)

The **IRemoteIPv6Config** interface inherits the IUnknown interface, as specified in the [MS-DCOM] section 3.1.1.5.8. Method opnum field values start with 3; opnum values 0 through 2 represent the IUnknown\_QueryInterface, AddRef, and Release methods, respectively **<374>**.

To receive incoming remote calls for this interface, the server MUST implement a DCOM object that uses the UUID {6139d8a4-e508-4ebb-bac7-d7f275145897}.

This interface is used to retrieve IPv6 address information.

In these methods, some error codes are implementation-specific and are referred to as nonzero implementation-specific error codes.

Methods in RPC Opnum **Order**.

Method	Description
<b>GetAddressList</b>	Returns IPv6 address information. Opnum: 3

### 3.5.4.6.1 (Updated Section) GetAddressList Method (Opnum 3)

The **GetAddressList** method retrieves IPv6 addresses on a network adapter associated with a specified interface name and index.

```
HRESULT GetAddressList(
    [in, string] wchar_t *pszInterfaceName,
    [out] DWORD *pdwNumAddresses,
    [out, size_is(*pdwNumAddresses)] IPV6Address **ppIPV6AddressList,
    [in] DWORD dwIfIndex);
```

**pszInterfaceName:** This is a wchar string and MUST be set to the name of the network adapter whose IPv6 addresses are to be retrieved.

**pdwNumAddresses:** If the method call is successful, contains the number of IPv6 addresses in ppIPV6AddressList. If NULL, an ERROR\_INVALID\_ARGUMENTS error is returned.

**ppIPV6AddressList:** If the method call is successful, contains a pointer to a list of IPv6 addresses on the interface. The value of pdwNumAddresses specifies the number of IPv6 addresses in the list. Each element is of type **IPV6Address** (section 2.2.5.2.1). If NULL, ERROR\_INVALID\_ARGUMENTS error is returned.

**dwIfIndex:** A DWORD that contains the interface index value of the interface specified by pszInterfaceName.

**Return Values:** The server MUST return zero if it successfully processes the message. If processing fails, the server MUST return a nonzero HRESULT error code as defined in the [MS-DTYP] section 2.2.18, between 0x80000000 and 0xFFFFFFFF, as specified in [MS-ERREF] section 2.1. All nonzero values MUST be treated as equivalent failures.

When processing this call, the RRAS server MUST do the following:

- Call the abstract interface **Invoke REMRAS Method** specifying the operation and the parameters to enable the RRAS server to perform the required management task.
- Return any error status the RRAS server returns. Otherwise return ERROR\_SUCCESS.

No exceptions are thrown beyond those thrown by the underlying RPC protocol [MS-RPCE].

### 3.5.4.7 (Updated Section) IRemoteSSTPCertCheck Interface (Opnum 3)

The **IRemoteSSTPCertCheck** interface inherits the IUnknown interface, as specified in the [MS-DCOM] section 3.1.1.5.8. Method opnum field values start with 3; opnum values 0 through 2 represent the IUnknown\_QueryInterface, AddRef, and Release methods, respectively. <351>

To receive incoming remote calls for this interface, the server MUST implement a DCOM object that uses the **UUID** {5ff9bdf6-bd91-4d8b-a614-d6317acc8dd8}.

This interface is used to check **SSTP** certificates.

In these methods, some error codes are implementation-specific and are referred to as nonzero implementation-specific error codes.

Methods in RPC Opnum ~~Order~~order.

Method	Description
<b>CheckIfCertificateAllowedRR</b>	Checks the SSTP certificate information if it is valid for SSTP configuration. Opnum: 3

### 3.5.4.7.1 (Updated Section) CheckIfCertificateAllowedRR Method (Opnum 3)

The **CheckIfCertificateAllowedRR** method validates whether the provided certificate is valid for SSTP [MS-SSTP] configuration.

```
HRESULT CheckIfCertificateAllowedRR(  
    [in] PCWSTR adminCertName,  
    [in, out] PSSTP_CERT_INFO_1 certSha1,  
    [in, out] PSSTP_CERT_INFO_1 certSha256  
);
```

**adminCertName:** This is a wide character string that contains the display name of the certificate.

**certSha1:** A pointer to SHA1 hash of the certificate. The format is as specified in section 2.2.1.2.141.

**certSha256:** A pointer to SHA256 hash of the certificate. The format is as specified in section 2.2.1.2.141.

At least one of these three parameters **MUST** have valid information, which means the caller can pass the display name, SHA1 hash, or SHA256 hash of the certificate whose validity is being checked. If the method call is successful and certificate details passed match the configuration, details of the certificate configured are returned in **certSha1** and **certSha256**.

**Return Values:** The server **MUST** return zero if it successfully processes the message. If processing fails, the server **MUST** return a nonzero HRESULT error code as defined in the [MS-DTYP] section 2.2.18, between 0x80000000 and 0xFFFFFFFF, as specified in [MS-ERREF] section 2.1. For protocol purposes, all nonzero values **MUST** be treated as equivalent failures.

When processing this call, the RRASM server **MUST** do the following:

- Call the abstract interface **Invoke REMRAS** ~~Method~~method specifying the operation and the parameters to enable the RRAS server to perform the required management task.
- Return any error status the RRAS server returns. Otherwise, return ERROR\_SUCCESS.

No exceptions are thrown beyond those thrown by the underlying RPC protocol [MS-RPCE].

## 3.5.5 Timer Events

No protocol timer events are required on the server.

## 3.5.6 Other Local Events

Apart from the underlying [MS-RPCE] specified events, there are no special events for RRASM. However, the RPC interface interacts with the underlying RRAS implementation through the REMRAS interface.

### 3.5.6.1 (Updated Section) Invoke REMRAS Method

The RRASM server provides the remote management capability to the RRAS implementation. The RRAS implementation refers to the actual task of configuring and providing the routing and remote access functionality that is outside the scope of the RRASM protocol. To keep the implementation aspects separated from the semantics of the RRASM methods, this abstract interface is defined with the RRAS implementation. Any RPC method request received by the RRASM server, **is passed to the RRAS server through the interface** after required validations are done by the RRASM server, ~~is passed to the RRAS server through the interface.~~

As a part of the callback, the opnum and data structures are passed as-is to the RRAS server. The RRAS server performs the actual management task as defined by the semantics of the RRASM method, and returns any information requested on behalf of the remote RRASM client and return the status of the operation requested by the RRASM server (on behalf of the RRASM client). The RRASM server then relays these return values and data back to the remote RRASM client. The RRAS understands the data structures that the RRASM server requires and can process and provide information in the same manner.

## 3.6 (Updated Section) REMRAS Interface Client Details

**For definitions of interfaces and methods, see section 3.5.4. For the list of interfaces and methods supported by this interface, refer to Appendix A: Full IDL (section 6).**

### 3.6.1 Abstract Data Model

This section describes a conceptual model that an implementation can maintain to participate in this protocol. The described organization is provided to facilitate the explanation of protocol behavior. This document does not mandate that implementations adhere to this model, as long as their external behavior is consistent with that described in this document.

The client is not required to maintain any information during this protocol.

### 3.6.2 Timers

No protocol timers are required beyond those used internally by the RPC method to implement resiliency to network outages, as specified in [MS-RPCE].

### 3.6.3 Initialization

A client MUST initialize by creating an RPC binding handle to one of the interfaces. For more information and a description of how to get a client-side RPC binding handle for an interface, see [MS-DCOM].

No additional initialization is required. The client can call the method of the interfaces immediately after binding.

### 3.6.4 Message Processing Events and Sequencing Rules

The client does not maintain any state. It MUST send to the server the command that is issued by the application. All error codes are returned directly to the application.

### 3.6.5 Timer Events

None.

### **3.6.6 Other Local Events**

None.



## 4 Protocol Examples

### 4.1 Querying Server Configuration Information

This example illustrates the use of the RPC methods defined in this specification. The methods are used to query the configuration of the RRAS server when there are 128 ports each of PPTP, L2TP, and SSTP. <352> The RRAS server is configured for both routing and remote access.

The client calls the RPC method `RMprAdminServerGetInfo` (section 3.1.4.1) with the following parameters:

- The `DIM_HANDLE` (section 2.2.1.1.6) that the client obtains during initialization (section 3.1.3).
- The level of information required. In this example, if the client specifies level 2, it will get the maximum information.
- The pointer to `DIM_INFORMATION_CONTAINER` (section 2.2.1.2.1) (*pInfoStruct*) into which the server configuration information would be passed back by the RRAS server.

When the client calls the RPC method as previously described, it returns `ERROR_SUCCESS`. Additionally, the following parameter values are updated:

- The `dwBufferSize` in the pointer to **`DIM_INFORMATION_CONTAINER`** (*pInfoStruct*) will contain the size of information being passed; in this case, it will be the size of `MPR_SERVER_2` (section 2.2.1.2.64).
- The `pBuffer` in the pointer to **`DIM_INFORMATION_CONTAINER`** (*pInfoStruct*) will contain the pointer to a buffer that contains `MPR_SERVER_2`.
- The `dwNumPptpPorts` in **`MPR_SERVER_2`** will contain 128, the number of PPTP ports configured on the RRAS server.
- The `dwPptpPortFlags` in **`MPR_SERVER_2`** will contain `0x00000003` because both routing and remote access are configured.
- The `dwNumL2tpPorts` in **`MPR_SERVER_2`** will contain 128, the number of L2TP ports configured on the RRAS server.
- The `dwL2tpPortFlags` in **`MPR_SERVER_2`** will contain `0x00000003` because both routing and remote access are configured.
- The `dwNumSstpPorts` in **`MPR_SERVER_2`** will contain 128, the number of SSTP ports configured on the RRAS server.
- The `dwSstpPortFlags` in **`MPR_SERVER_2`** will contain `0x00000003` because both routing and remote access are configured.

The client frees the buffer pointed to by `pBuffer` using `midl_user_free`.

### 4.2 (Updated Section) Disconnecting a Particular User Connection

This example illustrates the use of the RPC methods defined in this specification to enumerate a connection on the RRAS server. This example shows a Windows Server 2008 operating system server when 10 remote access connections are active and one of the clients (foo) has connected from a multilink (2-port) machine that is compliant with the policies on the server [MS-RNAP]. The connection of foo is enumerated and all the ports (2) of that connection are disconnected.

The client calls the RPC method `RRasAdminConnectionEnum` (section 3.1.4.2) with the following parameters:

- The **DIM\_HANDLE** (section 2.2.1.1.6) that the client obtains during initialization (section 3.1.3).
- The level of information required. In this example, the RRAS server supports level 3.<353>
- The pointer to **DIM\_INFORMATION\_CONTAINER** (section 2.2.1.2.1) (*pInfoStruct*) that the RRAS server uses to pass the information.
- The *dwPreferedMaximumLength* is set to -1, so that the buffer returned is large enough to hold all available information.
- The *lpdwResumeHandle* parameter is zero (0) because this is the first call.

When the client calls the RPC method as previously described, the RRAS server returns **ERROR\_SUCCESS**. Additionally, the following parameter values are updated:

- The **dwBufferSize** in the pointer to **DIM\_INFORMATION\_CONTAINER** (*pInfoStruct*) will contain the size of information being passed; in this case, it will be 10 times the size of **RASI\_CONNECTION\_3** (section 2.2.1.2.81).
- The *lpdwEntriesRead* and *lpdwTotalEntries* will point to **DWORD**, which has a value of 10.
- The **pBuffer** in the pointer to **DIM\_INFORMATION\_CONTAINER** (*pInfoStruct*) will contain a pointer to a 10-element array of **RASI\_CONNECTION\_3**.
- The **dwVersion** in **RASI\_CONNECTION\_3** will be 1.
- The **dwSize** in each instance of **RASI\_CONNECTION\_3** will be the size of **RASI\_CONNECTION\_3** in bytes.
- The **dwConnection** in **RASI\_CONNECTION\_3** will be a unique handle to identify the connection.
- The **wszUserName** in one of the 10 instances of **RASI\_CONNECTION\_3** will be "foo".
- The **dwInterfaceType** in **RASI\_CONNECTION\_3** will be **ROUTER\_IF\_TYPE\_CLIENT**.
- The **guid** in **RASI\_CONNECTION\_3** will be a unique GUID to identify a connection.
- The **PppInfo3** **RASI\_CONNECTION\_3** will contain the PPP information of the connection.
- The **rasQuarState** in **RASI\_CONNECTION\_3** will be **RAS\_QUAR\_STATE\_NORMAL** because the client is healthy.
- The **timer** in **RASI\_CONNECTION\_3** will not be valid because the client is healthy.

The client then stores the **dwConnection** in **RASI\_CONNECTION\_3**, which has the **wszUserName** "foo" in a local variable *hRasConnection*.

The client frees the buffer pointed to by **pBuffer**.

The client calls the RPC method **RRasAdminPortEnum** (section 3.1.4.5) with the following parameters:

- The **DIM\_HANDLE** is the same handle that the client obtains earlier during initialization.
- The *dwLevel* is set to 0.
- The *hRasConnection* is the handle that the client obtained in **dwConnection** in **RASI\_CONNECTION\_3** during the previous call **RRasAdminConnectionEnum**.
- The pointer to **DIM\_INFORMATION\_CONTAINER** (*pInfoStruct*) that the RRAS servers uses to pass the information.

- The *dwPreferredMaximumLength* is set to -1, so that the buffer returned is large enough to hold all available information.
- The *lpdwResumeHandle* parameter is zero (0) because all the information required is present.

When the client calls the RPC method as previously described, the RRAS server returns `ERROR_SUCCESS`. Additionally, the following parameter values are updated:

- The **dwBufferSize** in the pointer to **DIM\_INFORMATION\_CONTAINER** (*pInfoStruct*) will contain the size of information being passed; in this case, it will be the size of `RASI_PORT_0` (section 2.2.1.2.76).
- The **pBuffer** in the pointer to **DIM\_INFORMATION\_CONTAINER** (*pInfoStruct*) will contain a pointer to **RASI\_PORT\_0**.
- The *lpdwEntriesRead* will point to a **DWORD** that contains 2.

The client stores the **dwPort** in each instance of **RASI\_PORT\_0** into a local variable array *hPort[2]*.

The client frees the buffer pointed to by **pBuffer**.

The client then calls the RPC method `RRasAdminPortDisconnect` (section 3.1.4.9) twice with the following parameters:

- The **DIM\_HANDLE** is the same handle that the client obtains earlier during initialization.
- The *hPort[n]* handle is obtained previously by calling **RRasAdminPortEnum** ( $n= 0,1$ ).

When the client calls the RPC method as described in this section, the method returns `ERROR_SUCCESS`, and the user connection is disconnected.

### 4.3 (Updated Section) Creating a Demand Dial Interface on RRAS with Filters

This example illustrates the use of the RPC methods defined in this specification to create a one-way demand-dial interface named "dd1" on the RRAS on Windows Server 2008. Then, IPv4 filtering is enabled on the demand-dial interface so that the demand-dial is triggered whenever packets with the source address 1.1.1.1 reach the RRAS server.

The client updates the phone book file `router.pbk` under the file path `C:\Windows\System32` to comprise the phonebook entry for `dd1`, see section 4.10 for details.

The client calls the RPC method `RRouterInterfaceCreate` (section 3.1.4.13) with the following parameters:

- The **DIM\_HANDLE** (section 2.2.1.1.6) that the client obtains during initialization (section 3.1.3).
- The level of information required. In this example, the client specifies level 0.
- The pointer to **DIM\_INFORMATION\_CONTAINER** (section 2.2.1.2.1) (*pInfoStruct*) that the RRAS server uses to pass the information.
- The **dwBufferSize** in the pointer to **DIM\_INFORMATION\_CONTAINER** (*pInfoStruct*) will contain the size of information being passed; in this case, it will be the size of `MPRI_INTERFACE_0` (section 2.2.1.2.82).
- The **pBuffer** in the pointer to **DIM\_INFORMATION\_CONTAINER** (*pInfoStruct*) will contain a pointer to **MPRI\_INTERFACE\_0**.
- The **wszInterfaceName** in the pointer to **MPRI\_INTERFACE\_0** is set to `L"dd1"`.

- The **dwIfType** in the pointer to **MPRI\_INTERFACE\_0** is set to **ROUTER\_IF\_TYPE\_HOME\_ROUTER**.

When the client calls the RPC method as previously described, it returns **ERROR\_SUCCESS**. Additionally, the following parameter value is updated:

- The *hInterface* specifies a unique identifier of the newly created interface.

The client stores the *hInterface* returned in **MPRI\_INTERFACE\_0** into a local variable *hInterface*.

The client frees the buffer pointed to by **pBuffer**.

The client then calls the RPC method **RRouterInterfaceTransportAdd** (section 3.1.4.18) to add with the following parameters:

- The **DIM\_HANDLE** that the client obtains during initialization (section 3.1.3).
- The pointer to **DIM\_INTERFACE\_CONTAINER** (*pInfoStruct*) that the RRAS server uses to pass the information.
- The *hInterface* is the handle to the interface stored locally.
- The *dwTransportId* will be set to 0x00000021 since IPv4 filters are being added.
- The pointer to **DIM\_INTERFACE\_CONTAINER** (*pInfoStruct*) that the RRAS server uses to pass the information.
- The **fGetInterfaceInfo** in the pointer to **DIM\_INTERFACE\_CONTAINER** (*pInfoStruct*) is set to 0 because the client is setting information.
- The **dwInterfaceInfoSize** in the pointer to **DIM\_INTERFACE\_CONTAINER** (*pInfoStruct*) is set to the size of **RTR\_INFO\_BLOCK\_HEADER** (section 2.2.1.2.3) with one **RTR\_TOC\_ENTRY** (section 2.2.1.2.4) and have the quad memory aligned data for **MPR\_FILTER\_0** 0x34.
- The **pInterfaceInfo** in the pointer to **DIM\_INTERFACE\_CONTAINER** (*pInfoStruct*) is set to **RTR\_INFO\_BLOCK\_HEADER**.
- The *Version* in **RTR\_INFO\_BLOCK\_HEADER** is set to 1.
- The *Size* is set to 32.
- The *TocEntriesCount* is set to 1.
- The *InfoType* of **RTR\_TOC\_ENTRY** is set to **IP\_FILTER\_ENABLE\_INFO** (0xFFFF0015).
- The *InfoSize* in **RTR\_TOC\_ENTRY** is set to 20 (TOC entry 16 byte + 4 bytes mprfilter).
- The *Count* in **RTR\_TOC\_ENTRY** is set to 1.
- The *Offset* is 16 and points to **MPR\_FILTER\_0** (section 2.2.1.2.90).
- The *fEnable* in **MPR\_FILTER\_0** is set to 0x00000001 to enable filtering on the RRAS server.

Having enabled filtering on the interface, the client then adds filters on the demand-dial interface. In this example, filtering is enabled on all packets with the source address 1.1.1.1.

The client then calls the RPC method **RRouterInterfaceTransportAdd** with the following parameters:

- The **DIM\_HANDLE** that the client obtains during initialization (section 3.1.3).

- The pointer to **DIM\_INFORMATION\_CONTAINER** (*pInfoStruct*) that the RRAS server uses to pass.
- The *hInterface* is the handle to the interface stored locally.
- The *dwTransportId* will be set to 0x00000021 for IPv4.
- The pointer to **DIM\_INFORMATION\_CONTAINER** (*pInfoStruct*) that the RRAS server uses to pass.
- The **fGetInterfaceInfo** in the pointer to **DIM\_INFORMATION\_CONTAINER** (*pInfoStruct*) is set to 0 because the client is setting information.
- The **dwInterfaceInfoSize** in the pointer to **DIM\_INFORMATION\_CONTAINER** (*pInfoStruct*) is set to 68 (filter descriptor 40 bytes + TOC entry 16 bytes + **RTR\_INFO\_BLOCK\_HEADER** -Toc 12 bytes).
- The **pInterfaceInfo** in the pointer to **DIM\_INFORMATION\_CONTAINER** (*pInfoStruct*) is set to **RTR\_INFO\_BLOCK\_HEADER**.
  - The *Version* in **RTR\_INFO\_BLOCK\_HEADER** is set to 1.
  - The *Size* is set to 72 (filter descriptor 40 bytes + TOC entry 32 bytes).
  - The *TocEntriesCount* is set to 1.
  - The *InfoType* of **RTR\_TOC\_ENTRY** is set to 0xFFFF0009.
  - The *InfoSize* in **RTR\_TOC\_ENTRY** is set to 40 (the size of the filter descriptor).
  - The *Count* in **RTR\_TOC\_ENTRY** is set to 1.
  - The *Offset* is 32 and points to FILTER\_DESCRIPTOR (section 2.2.1.2.5).
  - The *dwVersion* in **FILTER\_DESCRIPTOR** is set to 0x00000001.
  - The *dwNumFilters* in **FILTER\_DESCRIPTOR** is set to 0x00000001.
  - The *faDefaultAction* in **FILTER\_DESCRIPTOR** is set to 0x00000000.
  - The *fiFilter* contains FILTER\_INFO (section 2.2.1.2.6).
  - The *dwSrcAddr* in **FILTER\_INFO** is set to 0x01010101 and the rest of the fields in **FILTER\_INFO** are set to 0.

#### 4.4 (Updated Section) Enumerating Interfaces and Connecting "dd1"

This example illustrates the use of the RPC methods defined in this specification to enumerate interfaces on the RRAS server that has three demand-dial interfaces and connect dd1.

The client calls the RPC method RRouterInterfaceEnum (section 3.1.4.21) with the following parameters:

- The DIM\_HANDLE (section 2.2.1.1.6) that the client obtains during initialization (section 3.1.3).
- The level of information required is set to zero: **(0)**.
- The pointer to DIM\_INFORMATION\_CONTAINER (section 2.2.1.2.1) (*pInfoStruct*) into which the information is passed by the RRAS server.

- The *dwPreferredMaximumLength* is set to -1, so that the buffer returned is large enough to hold all available information.
- The *lpdwResumeHandle* parameter is zero (0) because this is the first call.

When the client calls the RPC method as previously described, the RRAS server returns ERROR\_SUCCESS. Additionally, the following parameter values are updated:

- The **dwBufferSize** in the pointer to **DIM\_INFORMATION\_CONTAINER** (section 2.2.1.2.1) (*pInfoStruct*) will contain the size of information being passed. In this case, it will be three times the size of MPRI\_INTERFACE\_0 (section 2.2.1.2.82).
- The **pBuffer** in the pointer to **DIM\_INFORMATION\_CONTAINER** (section 2.2.1.2.1) (*pInfoStruct*) will contain the pointer to the three-element array of **MPRI\_INTERFACE\_0**.
- The *lpdwEntriesRead* and *lpdwTotalEntries* will point to the **DWORD** whose value is 3. The client will attempt to match **wszInterfaceName** of each of the entries of **MPRI\_INTERFACE\_0**.

It will store the **dwInterface** of the matched **MPRI\_INTERFACE\_0** in the local variable *hInterface*. After ensuring that the **fEnabled** field is 1, the client calls RRouterInterfaceConnect (section 3.1.4.22) with the following parameters:

- The **DIM\_HANDLE** that the client obtains during initialization (section 3.1.3).
- The *hInterface* that the client has stored locally.
- The *hEvent* is set to NULL and *fBlocking* is set to 1 so that the call is blocked until the connection attempt has completed.

When the client calls the RPC method as previously described, the RRAS server returns ERROR\_SUCCESS after the connection is successful.

#### 4.5 (Updated Section) Querying Interface Status Through MIB

This example illustrates the use of the RPC methods defined in this specification to get the status information for an interface on the RRAS server on which no multicast protocol is running.

The client calls the RPC method RMIBEntryGet (section 3.1.4.30) with the following parameters:

- The **DIM\_HANDLE** (section 2.2.1.1.6) that the client obtains during initialization (section 3.1.3).
- The *dwPid* specifies the protocol ID that exported the variable (0x00000002) because the status is being requested.
- The *dwRoutingPid* specifies the routing protocol that exported the variable (10000) IP.

When the client calls the RPC method as previously described, the RRAS server returns ERROR\_SUCCESS. Additionally, the following parameter values are updated:

- The *pInfoStruct* pointer to an opaque data structure **DIM\_MIB\_ENTRY\_CONTAINER** (section 2.2.1.2.19).
- The **dwMibOutEntrySize** in the pointer to **DIM\_MIB\_ENTRY\_CONTAINER**.
- The **pMibOutEntry** in the pointer to **DIM\_MIB\_ENTRY\_CONTAINER** will point to **MIB\_OPAQUE\_INFO** (section 2.2.1.2.53).
- The *dwId* in **MIB\_OPAQUE\_INFO** will be set to 0x00000002.
- The *dwIfIndex* in **MIB\_IFSTATUS** (section 2.2.1.2.30). The index that identifies the interface.

- The *dwAdminStatus* will indicate the administrative status as UP.
- The *dwOperationalStatus* will indicate the operational status as UP.
- The *bmHbeatActive* will be zero (0).

#### 4.6 (Updated Section) Updating the Connection Endpoint of an IKEv2-Based Connection

This example illustrates the use of the RPC methods defined in this specification to enumerate a connection on the RRAS server. In this example we consider a Windows Server 2008 R2 operating system when 10 remote access connections are active and one of the clients (user name = joe) has connected using the IKEv2 from a machine that is compliant with the policies on the server [MS-RNAP]. The connection of joe is enumerated and the tunnel endpoint is updated to a different interface identified by interface index.

The client calls the RPC method *RRasAdminConnectionEnumEx* (section 3.1.4.46) with the following parameters:

- The *DIM\_HANDLE* (section 2.2.1.1.6) that the client obtains during initialization (section 3.1.3).
- The *objectHeader* contains the pointer to *MPRAPI\_OBJECT\_HEADER\_IDL* (section 2.2.1.2.130), revision is set to *MPRAPI\_RAS\_CONNECTION\_OBJECT\_REVISION\_1*, type is set to *MPRAPI\_OBJECT\_TYPE\_RAS\_CONNECTION\_OBJECT*, and size is set to *sizeof(MPRAPI\_OBJECT\_HEADER\_IDL)*.
- The *dwPreferredMaximumLength* is set to -1, so that the buffer returned is large enough to hold all available information.
- The *lpdwResumeHandle* parameter is zero (0) as this is the first call.

When the client calls the RPC method as described above, the RRAS server returns *ERROR\_SUCCESS* and additionally the following parameter values are updated:

- The *lpdwEntriesRead* and *lpdNumTotalElements* will point to *DWORD* whose value is 10.
- The *pRasConnections* will contain pointer to 10 element array *RAS\_CONNECTION\_EX\_IDL*.
- The *hConnection* in *RAS\_CONNECTION\_EX\_IDL* will be a unique handle to identify the connection.
- The *wszUserName* in one of the 10 instances of ***RAS\_CONNECTION\_EX\_IDL*** will be "joe".
- The ***dwInterfaceType*** in ***RAS\_CONNECTION\_EX\_IDL*** will be *ROUTER\_IF\_TYPE\_CLIENT*.
- The ***guid*** in ***RAS\_CONNECTION\_EX\_IDL*** will be a unique GUID to identify a connection.
- The ***ProjectionInfo*** in ***RAS\_CONNECTION\_EX\_IDL*** will contain the IKEv2 information of the connection.
- The ***rasQuarState*** in ***RAS\_CONNECTION\_EX\_IDL*** will be *RAS\_QUAR\_STATE\_NORMAL* as the client is healthy.

The client then stores the *hConnection* in ***RAS\_CONNECTION\_EX\_IDL*** whose *wszUserName* is "joe" in a local variable ***hRasConnection***.

The client frees the buffer pointed to by *pRasConnections*.

The client calls the RPC method *RRasAdminUpdateConnection* (section 3.1.4.49) with the following parameters:

- The ***DIM\_HANDLE*** (section 2.2.1.1.6) that the client obtains during initialization (section 3.1.3).

- *hDimConnection* contains the previously obtained *hConnection*.
- The pointer to RAS\_UPDATE\_CONNECTION\_IDL (section 2.2.1.2.149) (*pServerConfig*) which contains the interface index of the local interface to which the connection has to be switched.

When the client calls the RPC method as described above, the RRAS server returns ERROR\_SUCCESS and the IKEv2 connection is switched to the new interface specified in the interface index.

#### 4.7 Retrieving the Rasrpc Server Version Info

This example illustrates the use of the Rasrpc Interface method **RasRpcGetVersion** as defined in this specification. The method is used to query the version information of the Rasrpc Server when the version is 6.

The client calls the RPC method **RasRpcGetVersion** (section 3.3.4.7) with the following parameters:

- The handle to the Rasrpc Server, where the call is to be executed that the client obtains during initialization (section 3.3.3)
- The pointer to type DWORD, which on successful function call return contains the version of the Rasrpc server.

When the client calls the RPC method as previously described, it returns ERROR\_SUCCESS. The **pdwVersion** points to a DWORD that contains 6 as the remote Rasrpc server version.

#### 4.8 (Updated Section) Retrieving Device Configuration Information

This example illustrates the use of the Rasrpc Interface method **RasRpcSubmitRequest** with ReqTypes REQTYPE\_GETDEVICECONFIGINFO as defined in this specification. The method is used to query all the devices configured on the RRAS server when there are 7 devices on the RRAS - 2 Modem devices, 4 tunnel devices (one each for PPTP, L2TP, SSTP and IKEv2) and 1 PPPoE device.

The client calls the RPC method **RasRpcSubmitRequest** (section 3.3.4.5) with the following parameters:

- The handle to the Rasrpc Server where the call is to be executed that the client obtains during initialization (section 3.3.3).
- *pReqBuffer* parameter is updated as follows:
  - The *pReqBuffer* buffer is allocated the size of the sum of the size of **RequestBuffer** and 5000.
  - **pReqBuffer.RB\_PCBIndex** is set to zero: (0).
  - **pReqBuffer.RB\_Reqtype** is set to 95 (REQTYPE\_GETDEVICECONFIGINFO)
  - **pReqBuffer.RB\_Dummy** is set to the size of ULONG.
  - **pReqBuffer.Done** is set to zero: (0).
  - **pReqBuffer.Alignment** is set to zero: (0).
  - **pReqBuffer.RB\_Buffer** is interpreted as a **DeviceConfigInfo** structure and following value for **DeviceConfigInfo** are set:
    - **DeviceConfigInfo.dwVersion** is set to the version of Rasrpc Server. The version information can be retrieved using **RasRpcGetVersion** method (section 3.3.4.7)
    - **DeviceConfigInfo.cbBuffer** is set to zero: (0).



- The *dwcbBufSize* is set to the size of *pReqBuffer*.

When the client calls the RPC method as previously described, server returns `ERROR_SUCCESS`. Additionally, the **DeviceConfigInfo** structure as pointed by **pReqBuffer.RB\_Buffer** is updated as follows:

- **DeviceConfigInfo.cEntries** will contain 7 as the number of device entries present on the Rasrpc server.
- **DeviceConfigInfo.cbBuffer** will contain 3304 as the size of **DeviceConfigInfo.abdata** buffer needed to contain all the device information.
- **DeviceConfigInfo.dwVersion** will contain 6 as the version of the Rasrpc server.

If **DeviceConfigInfo.cbBuffer** returned size is greater than the passed-in **DeviceConfigInfo.cbBuffer** size, it implies that the passed-in size was not large enough to hold all of the devices information. In that case, the client calls the **RasRpcSubmitRequest** method again with **DeviceConfigInfo.cbBuffer** set to the returned value of **DeviceConfigInfo.cbBuffer** in the first call.

If **DeviceConfigInfo.cbBuffer** returned size is less than or equal to the passed in **DeviceConfigInfo.cbBuffer** size, **DeviceConfigInfo.abdata** contains an array of **RAS\_DEVICE\_INFO** structure that contains information for each device on the server.

The client will call the **RasRpcSubmitRequest** method again with **DeviceConfigInfo.cbBuffer** set to 3304 and all other parameters being same.

When the client calls the RPC method as described, the server returns `ERROR_SUCCESS`. Additionally, the **DeviceConfigInfo** structure as pointed by **pReqBuffer.RB\_Buffer** is updated as follows by the server:

- **DeviceConfigInfo.cEntries** will contain 7 as the number of device entries present on the Rasrpc server.
- **DeviceConfigInfo.cbBuffer** will contain 3304 as the size of **DeviceConfigInfo.abdata** buffer needed to contain all the device information.
- **DeviceConfigInfo.dwVersion** will contain 6 as the version of the Rasrpc server.
- **DeviceConfigInfo.abdata** points to the array of **RAS\_DEVICE\_INFO** structures that contains the device information.

The client frees the memory allocated to the *pReqBuffer* structure.

#### 4.9 (Updated Section) Retrieving Specific Port Information

This example illustrates the use of the Rasrpc Interface method **RasRpcSubmitRequest** with ReqTypes **REQTYPE\_GETINFO** as defined in this specification. The method is used to query the information of a specific port with port identifier 2 which is a SSTP port.

The client calls the RPC method **RasRpcSubmitRequest** (section 3.3.4.5) with the following parameters:

- The handle to the Rasrpc Server where the call is to be executed that the client obtains during initialization (section 3.3.3)
- *pReqBuffer* parameter is updated as follows:
  - The *pReqBuffer* buffer is allocated the size of the sum of the size of **RequestBuffer** and 5000.

- **pReqBuffer.RB\_PCBIIndex** is set to 2. (Port identifier information for all the available ports on the server can be retrieved using the **RasRpcSubmitRequest** with **ReqTypes** as REQTYPE\_PORTENUM. The RASMAN\_PORT\_32.P\_Port contains the unique port identifier for the port.)
- **pReqBuffer.RB\_Rectype** is set to 22 (REQTYPE\_GETINFO)
- **pReqBuffer.RB\_Dummy** is set to the size of ULONG.
- **pReqBuffer.Done** is set to zero: (0).
- **pReqBuffer.Alignment** is set to zero: (0).
- The *dwcbBufSize* is set to the size of **pReqBuffer**.

When the client calls the RPC method as previously described, the server returns ERROR\_SUCCESS. **pReqBuffer.RB\_Buffer** is interpreted as Info structure and contains the port information of the port with port ID 2.

#### 4.10 Sample Phonebook File for a Demand-dial Connection

This example illustrates the settings associated with a Demand-Dial connection "dd1". The description for each key/value pair is given in the following table. The format of the phonebook file is defined in section 2.2.2. The phonebook entry for "dd1" is stored inside the file **router.pbk** present under the path %windir%\system32\ras on the RRAS server. The following table describes the sample phonebook settings associated with "dd1". The first column in the following table is the sample phonebook file representing the settings for "dd1" connection. The second column is the description of the values for all of the settings.

Phonebook file	Meaning
[dd1]\CR\LF	Name of the Demand-Dial connection is "dd1"
Encoding=1\CR\LF	Encoding format is UTF-8
Type=1\CR\LF	Type of connection is dial-up
AutoLogon=0\ CR\LF	Ignored
UseRASCredentials=0\CR\LF	Ignored
LowDateTime=-300171584\CR\LF	Ignored
HighDateTime=30015653\CR\LF	Ignored
DialParamsUID=700993612\CR\LF	A unique number
Guid=ECFE1B3644EBB744A7562E43091795ED\CR\LF	A unique identifier of the Demand-Dial connection "dd1"
BaseProtocol=1\CR\LF	Ignored
VpnStrategy=0\CR\LF	Ignored for Modem connection type
ExcludedProtocols=0\CR\LF	Negotiate IPv4 and IPv6
LcpExtensions=1\CR\LF	Enable LCP extensions
DataEncryption=8\CR\LF	Request data encryption
SwCompression=1\CR\LF	Enable software compression

<b>Phonebook file</b>	<b>Meaning</b>
NegotiateMultilinkAlways=0\CR\LF	Don't negotiate multilink
SkipNwcWarning=0\CR\LF	Ignored
SkipDownLevelDialog=0\CR\LF	Ignored
SkipDoubleDialDialog=0\CR\LF	Ignored
DialMode=1\CR\LF	Dial all Modems
DialPercent=75\CR\LF	Ignored since DialMode is 1
DialSeconds=120\CR\LF	Ignored since DialMode is 1
HangUpPercent=10\CR\LF	Ignored since DialMode is 1
HangUpSeconds=120\CR\LF	Ignored since DialMode is 1
OverridePref=32\CR\LF	Read CallbackMode from this entry
RedialAttempts=0\CR\LF	Redial attempts is set to 0
RedialSeconds=60\CR\LF	Redial seconds is set to 60
IdleDisconnectSeconds=300\CR\LF	Idle disconnect seconds is set to 300
RedialOnLinkFailure=0\CR\LF	Do not redial the connection on link failure
CallbackMode=0\CR\LF	No callback
CustomDialDII=\CR\LF	The key does not have a value
CustomDialFunc=\CR\LF	Ignored
CustomRRASDialDII=\CR\LF	Ignored
ForceSecureCompartment=0\CR\LF	Ignored
DisableIKENAMEkuCheck=0\CR\LF	Ignored. This is not applicable since Type is "1".
AuthenticateServer=0\CR\LF	Server authentication is disabled
ShareMsFilePrint=0\CR\LF	NetBT is disabled
BindMsNetClient=0\CR\LF	Microsoft Net client is disabled
SharedPhoneNumbers=1\CR\LF	Phone numbers are shared for all the subentries
GlobalDeviceSettings=0\CR\LF	Do not use the device settings present in the phonebook file
PrerequisiteEntry=\CR\LF	Ignored
PrerequisitePbk=\CR\LF	Ignored
PreferredPort=COM3\CR\LF	Preferred port name is "COM3"
PreferredDevice= Compaq 56K USB External Fax Modem \CR\LF	Preferred device name is "Compaq 56K USB External Fax Modem"
PreferredBps=115200\CR\LF	Maximum transfer speed is 115200 bits per second for preferred modem

Phonebook file	Meaning
PreferredHwFlow=1\CR\LF	Hardware flow control is enabled for preferred modem
PreferredProtocol=1\CR\LF	Cyclic Redundancy Check (CRC) is enabled for preferred modem
PreferredCompression=1\CR\LF	Enable hardware compression for preferred modem
PreferredSpeaker=1\CR\LF	Enable modem speaker for preferred modem
PreferredMdmProtocol=0\CR\LF	Ignored
PreviewUserPw=1\CR\LF	Ignored
PreviewDomain=1\CR\LF	Ignored
PreviewPhoneNumber=0\CR\LF	Ignored
ShowDialingProgress=0\CR\LF	Ignored
ShowMonitorIconInTaskBar=1\CR\LF	Ignored
CustomAuthKey=0\CR\LF	Ignored since AuthRestrictions not configured to negotiate EAP
AuthRestrictions=544\CR\LF	Negotiate authentication protocols Challenge Handshake Protocol (CHAP) and Microsoft Challenge Handshake Protocol Version 2 (MSCHAPv2)
IpPrioritizeRemote=1\CR\LF	Ignored
IpInterfaceMetric=0\CR\LF	Ignored
IpHeaderCompression=1\CR\LF	Enable IPv4 header compression
IpAddress=0.0.0.0\CR\LF	Ignored since IpAssign is 1
IpDnsAddress=0.0.0.0\CR\LF	Ignored since IpNameAssign is 3
IpDns2Address=0.0.0.0\CR\LF	Ignored since IpNameAssign is 3
IpWinsAddress=0.0.0.0\CR\LF	Ignored since IpNameAssign is 3
IpWins2Address=0.0.0.0\CR\LF	Ignored since IpNameAssign is 3
IpAssign=1\CR\LF	RRAS assigns the IPv4 address
IpNameAssign=3\CR\LF	RRAS assigns the IPv4 DNS and WINS address
IpDnsFlags=0\CR\LF	Do not register the client IPv4 address with DNS
IpNBTFlags=0\CR\LF	Disable NetBT
TcpWindowSize=0\CR\LF	Ignored
UseFlags=2\CR\LF	Ignored
IpSecFlags=0\CR\LF	Ignored since Type is 1.
IpDnsSuffix=\CR\LF	Ignored
Ipv6PrioritizeRemote=1\CR\LF	Ignored
Ipv6InterfaceMetric=0\CR\LF	Ignored

Phonebook file	Meaning
Ipv6NameAssign=1\CR\LF	RRAS assigns the IPv6 DNS address
Ipv6DnsAddress=::\CR\LF	Ignored since Ipv6NameAssign is 1
Ipv6Dns2Address=::\CR\LF	Ignored since Ipv6NameAssign is 1
Ipv6InterfaceId=0000000000000000\CR\LF	Ignored
NETCOMPONENTS=\CR\LF	Ignored
ms_msclient=0\CR\LF	Ignored
ms_server=0\CR\LF	Ignored
MEDIA=serial\CR\LF	Media name is serial
Port=COM3\CR\LF	Communication port name is COM3
Device=Compaq 56K USB External Fax Modem\CR\LF	Device name is "Compaq 56K USB External Fax Modem"
ConnectBPS=115200\CR\LF	Maximum transfer speed is 115200 bits per second
DEVICE=switch\CR\LF	Device type is pre-connect switch
Terminal=1\CR\LF	Display terminal window
DEVICE=modem\CR\LF	Device type is modem
PhoneNumber=2006034\CR\LF	Primary local phone number to dial is 2006034
AreaCode=\CR\LF	Ignored as UseDialingRules is 0
CountryCode=91\CR\LF	Ignored as UseDialingRules is 0
CountryID=91\CR\LF	Ignored as UseDialingRules is 0
UseDialingRules=0\CR\LF	Do not use the dialing rules
Comment=\CR\LF	Ignored
FriendlyName=\CR\LF	Ignored
PhoneNumber=2006035\CR\LF	Alternate local phone number is 2006035
AreaCode=\CR\LF	Ignored because UseDialingRules is 0
CountryCode=91\CR\LF	Ignored as UseDialingRules is 0
CountryID=91\CR\LF	Ignored as UseDialingRules is 0
UseDialingRules=0\CR\LF	Do not use the dialing rules
Comment=\CR\LF	Ignored
FriendlyName=\CR\LF	Ignored
LastSelectedPhone=0\CR\LF	Ignored
PromoteAlternates=0\CR\LF	Do not promote alternate numbers
TryNextAlternateOnFail=1\CR\LF	Try alternate number on failure of the primary number

Phonebook file	Meaning
HwFlowControl=1\CR\LF	Hardware flow control is enabled
Protocol=1\CR\LF	Cyclic Redundancy Check (CRC) is enabled
Compression=1\CR\LF	Enable hardware compression
Speaker=0\CR\LF	Disable modem speaker
MdmProtocol=0\CR\LF	Ignored

## 4.11 Registry Configuration

This section describes the sample registry settings for the various RRAS settings configured.

### 4.11.1 Transport Configuration

The following is a sample registry setting configuration for the IPv4 transport.

**Key Name:**

HKEY\_LOCAL\_MACHINE\SYSTEM\CurrentControlSet\services\RemoteAccess\RouterManagers\Ip

**Name:** ProtocolId

**Type:** REG\_DWORD

**Data:** 0x21

**Name:** GlobalInfo

**Type:** REG\_BINARY

**Data:**

```

00000000  01 00 00 00 78 00 00 00 - 02 00 00 00 03 00 ff ff  ....x.....ÿÿ
00000010  08 00 00 00 01 00 00 00 - 30 00 00 00 06 00 ff ff  .....0.....ÿÿ
00000020  34 00 00 00 01 00 00 00 - 38 00 00 00 00 00 00 00  4.....8.....
00000030  00 00 00 00 01 00 00 00 - 06 00 00 00 02 00 00 00  .....
00000040  01 00 00 00 16 27 00 00 - 03 00 00 00 17 27 00 00  .....!'.....
00000050  05 00 00 00 12 27 00 00 - 07 00 00 00 03 00 00 00  .....!'.....
00000060  0a 00 00 00 08 00 00 00 - 78 00 00 00 00 00 00 00  .....x.....
00000070  00 00 00 00 00 00 00 00 -                .....

```

The GlobalInfo is the RTR\_INFO\_BLOCK\_HEADER structure providing the following information:

**GLOBAL\_INFO:** This specifies the transport configuration for IPv4 – specifically the filtering and logging level.

bFilteringOn: FALSE

dwLoggingLevel: 0x00000001 – Log Errors only.

**PRIORITY\_INFO:** This specifies the priority of the routes added through various methods. The following is the information represented by the GlobalInfo blob. It is organized in terms of the route type and the priority associated with it.

- MIB\_IPPROTO\_LOCAL - 1
- MIB\_IPPROTO\_NT\_STATIC - 3
- MIB\_IPPROTO\_NT\_STATIC\_NON\_DOD - 5
- MIB\_IPPROTO\_NT\_AUTOSTATIC - 7
- MIB\_IPPROTO\_NETMGMT - 10
- MIB\_IPPROTO\_RIP - 120
- SUB\_PROTO\_IP\_BGP\_EBGP - 20
- SUB\_PROTO\_IP\_BGP\_IBGP - 200

#### 4.11.2 (Updated Section) Interface Configuration

The following is a sample registry setting showing the IPv4 configuration for a demand dial interface with name RR2.

**Key Name:** HKEY\_LOCAL\_MACHINE\SYSTEM\CurrentControlSet\services\RemoteAccess\Interfaces\5

**Name:** InterfaceName

**Type:** REG\_SZ

**Data:** RR2

**Name:** Type

**Type:** REG\_DWORD

**Data:** 0x2

**Name:** Enabled

**Type:** REG\_DWORD

**Data:** 0x1

**Key Name:**

HKEY\_LOCAL\_MACHINE\SYSTEM\CurrentControlSet\services\RemoteAccess\Interfaces\5\Ip

**Name:** ProtocolId

**Type:** REG\_DWORD

**Data:** 0x21

**Name:** InterfaceInfo

**Type:** REG\_BINARY

**Data:**

```

00000000  01 00 00 00 fc 00 00 00 - 04 00 00 00 0a 00 ff ff  ....ü.....ÿÿ
00000010  8c 00 00 00 01 00 00 00 - 50 00 00 00 04 00 ff ff  .....P.....ÿÿ
00000020  04 00 00 00 01 00 00 00 - e0 00 00 00 07 00 ff ff  .....à.....ÿÿ
00000030  10 00 00 00 01 00 00 00 - e8 00 00 00 0d 00 ff ff  .....è.....ÿÿ
00000040  04 00 00 00 01 00 00 00 - f8 00 00 00 00 00 00 00  .....ø.....

```

```

00000050  00 00 00 00 00 00 00 00 00 - 00 00 00 00 00 00 00 00 .....
00000060  00 00 00 00 00 00 00 00 00 - 00 00 00 00 00 00 00 00 .....
00000070  00 00 00 00 00 00 00 00 00 - 00 00 00 00 00 00 00 00 .....
00000080  00 00 00 00 00 00 00 00 00 - 00 00 00 00 00 00 00 00 .....
00000090  00 00 00 00 00 00 00 00 00 - 00 00 00 00 00 00 00 00 .....
000000a0  00 00 00 00 00 00 00 00 00 - 00 00 00 00 00 00 00 00 .....
000000b0  00 00 00 00 00 00 00 00 00 - 00 00 00 00 00 00 00 00 .....
000000c0  00 00 00 00 00 00 00 00 00 - 00 00 00 00 00 00 00 00 .....
000000d0  00 00 00 00 00 0a 00 00 00 - 00 00 00 00 00 00 00 00 .....
000000e0  01 00 00 00 00 00 00 00 00 - 58 02 a4 01 08 07 00 00 .....X.....
000000f0  00 00 00 00 00 00 00 00 00 - 00 00 00 00 .....

```

The InterfaceInfo is the RTR\_INFO\_BLOCK\_HEADER specifying the following information:

**MCAST\_HBEAT\_INFO:** This specifies the multicast heartbeat configuration for the interface. In the preceding configuration, the multicast heartbeat is disabled.

**bActive:** FALSE

The rest of the members of the structure MCAST\_HBEAT\_INFO are not applicable since it is not active.

**INTERFACE\_STATUS\_INFO:** This specifies the administrative status of the interface. In the preceding setting, it is set to IF\_ADMIN\_STATUS\_UP.

**dwAdminStatus:** IF\_ADMIN\_STATUS\_UP

**RTR\_DISC\_INFO:** This specifies the router discovery configuration for the interface. The advertisement is disabled in the preceding interface configuration.

**wMaxAdvtInterval:** 600

**wMinAdvtInterval:** 420

**wAdvtLifetime:** 1800

**bAdvertise:** FALSE

**IPrefLevel:** 0

**IFFILTER\_INFO:** This specifies the filter setting for the IP fragments. The specified configuration has the fragment filtering disabled.

**bEnableFragChk:** FALSE

### 4.11.3 Ports Configuration

The following is a sample registry configuration for an SSTP device. The following registry key has the SSTP configured for remote access connections with 128 ports.

**Key Name:** HKEY\_LOCAL\_MACHINE\SYSTEM\CurrentControlSet\Control\Class\{4D36E972-E325-11CE-BFC1-08002BE10318}\0000

**Name:** ComponentId

**Type:** REG\_SZ

**Data:** ms\_sstpminiport

**Name:** DriverDesc

**Type:** REG\_SZ



**Data:** WAN Miniport (SSTP)

**Name:** EnableForRas

**Type:** REG\_DWORD

**Data:** 0x1

**Name:** EnableForRouting

**Type:** REG\_DWORD

**Data:** 0

**Name:** EnableForOutboundRouting

**Type:** REG\_DWORD

**Data:** 0

**Name:** MaxWanEndpoints

**Type:** REG\_DWORD

**Data:** 0x3E8

**Name:** WanEndpoints

**Type:** REG\_DWORD

**Data:** 0x80

#### 4.1.1.4 (Updated Section) Other Miscellaneous Configuration Information

The following registry value specifies the RRAS mode configured.

**Key Name:** HKEY\_LOCAL\_MACHINE\SYSTEM\CurrentControlSet\services\RemoteAccess\Parameters

**Name:** RouterType

**Type:** REG\_DWORD

**Data:** 0x1E

The previous value corresponds to the following enumeration flags.

ROUTER\_TYPE\_LAN

ROUTER\_TYPE\_WAN

IPV6\_ROUTER\_TYPE\_RAS

IPV6\_ROUTER\_TYPE\_LAN

This specifies that for IPv4 LAN routing and demand dial is enabled and remote access connections are not enabled. For IPv6, Remote Access connections are enabled but only LAN routing is enabled.

The following registry information specifies the settings to be used for IKEv2. This specifies an idle timeout value of 5 minutes, retransmission timeout of 30minutes, SA life time of 8 hours, and SA datasize lifetime of 100 MB.

**Key Name:**

HKEY\_LOCAL\_MACHINE\SYSTEM\CurrentControlSet\services\RemoteAccess\Parameters\IKEV2

**Name:** idleTimeout**Type:** REG\_DWORD**Data:** 0x12C**Name:** networkBlackoutTime**Type:** REG\_DWORD**Data:** 0x708**Name:** saLifeTime**Type:** REG\_DWORD**Data:** 0x7080**Name:** saDataSize**Type:** REG\_DWORD**Data:** 0x19000

The following registry configuration specifies the IPv4 static address pool to be used. The address range configured is from 10.1.1.1 to 10.1.1.100.

**Key Name:**

HKEY\_LOCAL\_MACHINE\SYSTEM\CurrentControlSet\services\RemoteAccess\Parameters\Ip

**Name:** UseDhcpAddressing**Type:** REG\_DWORD**Data:** 0**Key Name:**

HKEY\_LOCAL\_MACHINE\SYSTEM\CurrentControlSet\services\RemoteAccess\Parameters\Ip\StaticAddressPool\0

**Name:** From**Type:** REG\_DWORD**Data:** 0xA010101**Name:** To**Type:** REG\_DWORD**Data:** 0xA010164

#### 4.12 (Updated Section) Querying validity of SSTP certificate

This example illustrates the use of a method in the REMRAS interface defined in this specification. The **CheckIfCertificateAllowedRR** method (section 3.5.4.7.1) is used to query the configuration of the RRAS server. The RRAS server is configured for SSTP remote access.

The client first calls **CoCreateInstance** with the **UUID** of the REMRAS Interface **IRemoteRouterConfig** to obtain a pointer to the **IUnknown** interface.

After obtaining a pointer to the **IUnknown** interface, the client calls the **QueryInterface** method of the **IUnknown** interface with the **UUID** of the **IRemoteSstpCertCheck** interface to retrieve a pointer to the **IRemoteSstpCertCheck** interface.

After a pointer to **IRemoteSstpCertCheck** interface is obtained, the **CheckIfCertificateAllowedRR** (section 3.5.4.7) method is called with the following parameters:

- A string that contains the display name of the certificate to be validated, passed as **adminCertName**
- A NULL pointer to **SSTP\_CERT\_INFO\_1** (section 2.2.1.2.141), passed as **certSha1**
- A NULL pointer to **SSTP\_CERT\_INFO\_1** (section 2.2.1.2.141), passed as **certSha256**

When the **CheckIfCertificateAllowedRR** method is called, the server enumerates all the certificates in the SSTP certificate store [MSFT-CERT] and compares the display name of each with the value passed in **adminCertName**. If there is no match, the server returns **ERROR\_NOT\_FOUND**. If there is a match, **certSha1** and **certSha256** are populated with information of SHA1 and SHA256 hashes of the certificate.

## 5 Security

### 5.1 Security Considerations for Implementers

The RRAS Management Protocol allows any user to establish a connection to the RPC server. The protocol uses the underlying RPC protocol to retrieve the identity of the caller that made the method call as specified in [MS-RPCE]. Clients create an authenticated RPC connection. Servers use this identity to perform specific access checks.

#### 5.1.1 Security Considerations Specific to the RRAS Management Protocol

The RRAS data and RRAS operations specified by this implementation are to be protected by access checks based on the identity of the RPC client.

Servers implementing this specification are not to allow anonymous RPC connections and are to protect RRAS access to all data and operations with access control checks based on client identity.

RPC over named pipes is not to be used by clients or servers implementing this specification because it is vulnerable to man-in-the-middle attacks. They are to use RPC over TCP/IP instead.

Using `RPC_C_AUTHN_LEVEL_PKT_PRIVACY` as the RPC authentication level provides data confidentiality for the communication between client and server. The server implementing this protocol is to support clients requesting `RPC_C_AUTHN_LEVEL_PKT_PRIVACY`. The server can enforce this in order to protect the privacy of the communication between the client and the server.

### 5.2 Index of Security Parameters

Security parameter	SECTION
<code>RPC_C_AUTHN_GSS_NEGOTIATE</code>	Section 2.1.1.1

## 6 Appendix A: Full IDL

For ease of implementation, the full IDL is provided, where "ms-dtyp.idl" refers to the IDL found in [MS-DTYP] Appendix A. The syntax uses the IDL syntax extensions defined in [MS-RPCE] section 2.2.4. For example, as noted in [MS-RPCE] section 2.2.4.9, a pointer\_default declaration is not required, and pointer\_default (unique) is assumed.

```
import "ms-oadt.idl";

#define IN
#define OUT

typedef enum _ROUTER_INTERFACE_TYPE
{
    ROUTER_IF_TYPE_CLIENT,
    ROUTER_IF_TYPE_HOME_ROUTER,
    ROUTER_IF_TYPE_FULL_ROUTER,
    ROUTER_IF_TYPE_DEDICATED,
    ROUTER_IF_TYPE_INTERNAL,
    ROUTER_IF_TYPE_LOOPBACK,
    ROUTER_IF_TYPE_TUNNEL1,
    ROUTER_IF_TYPE_DIALOUT
} ROUTER_INTERFACE_TYPE;

typedef enum
{
    ROUTER_IF_STATE_UNREACHABLE,
    ROUTER_IF_STATE_DISCONNECTED,
    ROUTER_IF_STATE_CONNECTING,
    ROUTER_IF_STATE_CONNECTED
} ROUTER_CONNECTION_STATE;

typedef enum _RAS_QUARANTINE_STATE
{
    RAS_QUAR_STATE_NORMAL,
    RAS_QUAR_STATE_QUARANTINE,
    RAS_QUAR_STATE_PROBATION,
    RAS_QUAR_STATE_UNKNOWN
} RAS_QUARANTINE_STATE;

typedef enum _RAS_PORT_CONDITION
{
    RAS_PORT_NON_OPERATIONAL,
    RAS_PORT_DISCONNECTED,
    RAS_PORT_CALLING_BACK,
    RAS_PORT_LISTENING,
    RAS_PORT_AUTHENTICATING,
    RAS_PORT_AUTHENTICATED,
    RAS_PORT_INITIALIZING
} RAS_PORT_CONDITION;

typedef enum _RAS_HARDWARE_CONDITION
{
    RAS_HARDWARE_OPERATIONAL,
    RAS_HARDWARE_FAILURE
}
RAS_HARDWARE_CONDITION;
```

```

typedef handle_t DIM_HANDLE;

typedef enum _FORWARD_ACTION
{
    FORWARD = 0,
    DROP = 1,
}
FORWARD_ACTION;

typedef enum {
    MIB_IPROUTE_TYPE_OTHER = 1,
    MIB_IPROUTE_TYPE_INVALID = 2,
    MIB_IPROUTE_TYPE_DIRECT = 3,
    MIB_IPROUTE_TYPE_INDIRECT = 4,
} MIB_IPFORWARD_TYPE;

typedef enum {
    MIB_IPPROTO_OTHER = 1,
    MIB_IPPROTO_LOCAL = 2,
    MIB_IPPROTO_NETMGMT = 3,
    MIB_IPPROTO_ICMP = 4,
    MIB_IPPROTO_EGP = 5,
    MIB_IPPROTO_GGP = 6,
    MIB_IPPROTO_HELLO = 7,
    MIB_IPPROTO_RIP = 8,
    MIB_IPPROTO_IS_IS = 9,
    MIB_IPPROTO_ES_IS = 10,
    MIB_IPPROTO_CISCO = 11,
    MIB_IPPROTO_BBN = 12,
    MIB_IPPROTO_OSPF = 13,
    MIB_IPPROTO_BGP = 14,
    MIB_IPPROTO_NT_AUTOSTATIC = 10002,
    MIB_IPPROTO_NT_STATIC = 10006,
    MIB_IPPROTO_NT_STATIC_NON_DOD = 10007,
} MIB_IPFORWARD_PROTO;

typedef enum {
    MIB_IP_FORWARDING = 1,
    MIB_IP_NOT_FORWARDING = 2,
} MIB_IPSTATS_FORWARDING, *PMIB_IPSTATS_FORWARDING;

typedef enum {
    MIB_TCP_STATE_CLOSED = 1,
    MIB_TCP_STATE_LISTEN = 2,
    MIB_TCP_STATE_SYN_SENT = 3,
    MIB_TCP_STATE_SYN_RCVD = 4,
    MIB_TCP_STATE_ESTAB = 5,
    MIB_TCP_STATE_FIN_WAIT1 = 6,
    MIB_TCP_STATE_FIN_WAIT2 = 7,
    MIB_TCP_STATE_CLOSE_WAIT = 8,
    MIB_TCP_STATE_CLOSING = 9,
    MIB_TCP_STATE_LAST_ACK = 10,
    MIB_TCP_STATE_TIME_WAIT = 11,
    MIB_TCP_STATE_DELETE_TCB = 12,
} MIB_TCP_STATE;

```

```

typedef enum {
    MIB_TCP_RTO_OTHER      = 1,
    MIB_TCP_RTO_CONSTANT  = 2,
    MIB_TCP_RTO_RSRE      = 3,
    MIB_TCP_RTO_VANJ      = 4,
} TCP_RTO_ALGORITHM, *PTCP_RTO_ALGORITHM;

//
// IPv6 Internet address (RFC 2553)
// This is an 'on-wire' format structure.
//
typedef struct in6_addr {
    union {
        UCHAR      Byte[16];
        USHORT     Word[8];
    } u;
} IN6_ADDR, *PIN6_ADDR, *LPIN6_ADDR;

typedef struct _DIM_INFORMATION_CONTAINER
{
    DWORD   dwBufferSize;
    [size_is(dwBufferSize)] LPBYTE pBuffer;
}
DIM_INFORMATION_CONTAINER, *PDIM_INFORMATION_CONTAINER;

// RAS_CONNECTION_EX structure are redefined in this IDL to make use of versioning:
// All the Versions of RAS_CONNECTION_EX will be defined here in RPC usable format:

typedef struct _MPRAPI_OBJECT_HEADER_IDL
{
    UCHAR      revision;
    UCHAR      type;
    USHORT     size;
}MPRAPI_OBJECT_HEADER_IDL, *PMPRAPI_OBJECT_HEADER_IDL;

typedef struct _PPP_PROJECTION_INFO_1
{
    // IPv4 Projection Parameters
    DWORD      dwIPv4NegotiationError;
    WCHAR      wszAddress[16];
    WCHAR      wszRemoteAddress[16];
    DWORD      dwIPv4Options;
    DWORD      dwIPv4RemoteOptions;
    ULONG64    IPv4SubInterfaceIndex;

    // IPv6 Projection Parameters
    DWORD      dwIPv6NegotiationError;
    UCHAR      bInterfaceIdentifier[8];
    UCHAR      bRemoteInterfaceIdentifier[8];
    UCHAR      bPrefix[8];
    DWORD      dwPrefixLength;
    ULONG64    IPv6SubInterfaceIndex;

    // LCP Options
    DWORD      dwLcpError;
    DWORD      dwAuthenticationProtocol;
    DWORD      dwAuthenticationData;
    DWORD      dwRemoteAuthenticationProtocol;
    DWORD      dwRemoteAuthenticationData;
    DWORD      dwLcpTerminateReason;
    DWORD      dwLcpRemoteTerminateReason;
    DWORD      dwLcpOptions;
    DWORD      dwLcpRemoteOptions;
    DWORD      dwEapTypeId;
    DWORD      dwRemoteEapTypeId;

    // CCP options:

```

```

        DWORD                dwCcpError;
        DWORD                dwCompressionAlgorithm;
        DWORD                dwCcpOptions;
        DWORD                dwRemoteCompressionAlgorithm;
        DWORD                dwCcpRemoteOptions;

} PPP_PROJECTION_INFO_1, *PPPP_PROJECTION_INFO_1;

typedef struct _PPP_PROJECTION_INFO_2
{
    // IPv4 Projection Parameters
    DWORD                dwIPv4NegotiationError;
    WCHAR                wszAddress[16];
    WCHAR                wszRemoteAddress[16];
    DWORD                dwIPv4Options;
    DWORD                dwIPv4RemoteOptions;
    ULONG64             IPv4SubInterfaceIndex;

    // IPv6 Projection Parameters
    DWORD                dwIPv6NegotiationError;
    UCHAR                bInterfaceIdentifier[8];
    UCHAR                bRemoteInterfaceIdentifier[8];
    UCHAR                bPrefix[8];
    DWORD                dwPrefixLength;
    ULONG64             IPv6SubInterfaceIndex;

    // LCP Options
    DWORD                dwLcpError;
    DWORD                dwAuthenticationProtocol;
    DWORD                dwAuthenticationData;
    DWORD                dwRemoteAuthenticationProtocol;
    DWORD                dwRemoteAuthenticationData;
    DWORD                dwLcpTerminateReason;
    DWORD                dwLcpRemoteTerminateReason;
    DWORD                dwLcpOptions;
    DWORD                dwLcpRemoteOptions;
    DWORD                dwEapTypeId;
    DWORD                dwEmbeddedEAPTypeId;
    DWORD                dwRemoteEapTypeId;

    // CCP options:
    DWORD                dwCcpError;
    DWORD                dwCompressionAlgorithm;
    DWORD                dwCcpOptions;
    DWORD                dwRemoteCompressionAlgorithm;
    DWORD                dwCcpRemoteOptions;
}
PPP_PROJECTION_INFO_2, *PPPP_PROJECTION_INFO_2;

typedef struct IKEV2_PROJECTION_INFO_1
{
    DWORD                dwIPv4NegotiationError;
    WCHAR                wszAddress[16];
    WCHAR                wszRemoteAddress[16];
    ULONG64             IPv4SubInterfaceIndex;

    DWORD                dwIPv6NegotiationError;
    UCHAR                bInterfaceIdentifier[8];
    UCHAR                bRemoteInterfaceIdentifier[8];
    UCHAR                bPrefix[8];
    DWORD                dwPrefixLength;
    ULONG64             IPv6SubInterfaceIndex;

    DWORD                dwOptions;

```



```

        DWORD                dwAuthenticationProtocol;
        DWORD                dwEapTypeId;
        DWORD                dwCompressionAlgorithm;
        DWORD                dwEncryptionMethod;

}IKEV2_PROJECTION_INFO_1, *PIKEV2_PROJECTION_INFO_1;

typedef struct IKEV2_PROJECTION_INFO_2
{
    DWORD                dwIPv4NegotiationError;
    WCHAR                wszAddress[16];
    WCHAR                wszRemoteAddress[16];
    ULONG64             IPv4SubInterfaceIndex;

    DWORD                dwIPv6NegotiationError;
    UCHAR                bInterfaceIdentifier[8];
    UCHAR                bRemoteInterfaceIdentifier[8];
    UCHAR                bPrefix[8];
    DWORD                dwPrefixLength;
    ULONG64             IPv6SubInterfaceIndex;

    DWORD                dwOptions;

    DWORD                dwAuthenticationProtocol;
    DWORD                dwEapTypeId;
    DWORD                dwEmbeddedEAPTypeId;
    DWORD                dwCompressionAlgorithm;
    DWORD                dwEncryptionMethod;
}
IKEV2_PROJECTION_INFO_2, *PIKEV2_PROJECTION_INFO_2;

typedef union _PROJECTION_INFO_IDL_1 switch (UCHAR projectionInfoType) ProjectionInfoObject
{
    case 1:
        PPP_PROJECTION_INFO_1        PppProjectionInfo;
    case 2:
        IKEV2_PROJECTION_INFO_1      Ikev2ProjectionInfo;
}PROJECTION_INFO_IDL_1;

typedef struct _PROJECTION_INFO_IDL_1 *PPROJECTION_INFO_IDL_1;

typedef union _PROJECTION_INFO_IDL_2 switch (UCHAR projectionInfoType) ProjectionInfoObject
{
    case 1:
        PPP_PROJECTION_INFO_2        PppProjectionInfo;
    case 2:
        IKEV2_PROJECTION_INFO_2      Ikev2ProjectionInfo;
}PROJECTION_INFO_IDL_2, *PPROJECTION_INFO_IDL_2;

typedef struct _RAS_CONNECTION_EX_1_IDL{
    MPRAPI_OBJECT_HEADER_IDL        Header;
    DWORD                dwConnectDuration;
    ROUTER_INTERFACE_TYPE          dwInterfaceType;
    DWORD                dwConnectionFlags;
    WCHAR                wszInterfaceName[257];
    WCHAR                wszUserName[257];
    WCHAR                wszLogonDomain[16];
    WCHAR                wszRemoteComputer[17];
    GUID                 guid;
    RAS_QUARANTINE_STATE          rasQuarState;

    // Probation time
    FILETIME              probationTime;

    DWORD                dwBytesXmited;
    DWORD                dwBytesRcvd;
}

```

```

        DWORD                dwFramesXmited;
        DWORD                dwFramesRcvd;
        DWORD                dwCrcErr;
        DWORD                dwTimeoutErr;
        DWORD                dwAlignmentErr;
        DWORD                dwHardwareOverrunErr;
        DWORD                dwFramingErr;
        DWORD                dwBufferOverrunErr;
        DWORD                dwCompressionRatioIn;
        DWORD                dwCompressionRatioOut;

        // Currently valid only for IKEV2:
        DWORD                dwNumSwitchOvers;

        // Endpoint Information
        WCHAR                wszRemoteEndpointAddress[65];
        WCHAR                wszLocalEndpointAddress[65];

        PROJECTION_INFO_IDL_1    ProjectionInfo;

        ULONG                hConnection;
        ULONG                hInterface;

} RAS_CONNECTION_EX_1_IDL, *PRAS_CONNECTION_EX_1_IDL;

typedef union _RAS_CONNECTION_EX_IDL switch (UCHAR revision) ConnObject
{
    case 1: // RAS_CONNECTION_EX with version 1: (MPRAPI_RAS_CONNECTION_OBJECT_REVISION_1)
        RAS_CONNECTION_EX_1_IDL    RasConnection1;
}RAS_CONNECTION_EX_IDL;

typedef struct _RAS_CONNECTION_EX_IDL *PRAS_CONNECTION_EX_IDL;

typedef struct _RAS_CONNECTION_4_IDL
{
    DWORD                dwConnectDuration;
    ROUTER_INTERFACE_TYPE    dwInterfaceType;
    DWORD                dwConnectionFlags;
    WCHAR                wszInterfaceName[257];
    WCHAR                wszUserName[257];
    WCHAR                wszLogonDomain[16];
    WCHAR                wszRemoteComputer[17];
    GUID                guid;
    RAS_QUARANTINE_STATE    rasQuarState;

    // Probation time
    FILETIME            probationTime;

    // Connection start time
    FILETIME            connectionStartTime;

    DWORD                dwBytesXmited;
    DWORD                dwBytesRcvd;
    DWORD                dwFramesXmited;
    DWORD                dwFramesRcvd;
    DWORD                dwCrcErr;
    DWORD                dwTimeoutErr;
    DWORD                dwAlignmentErr;
    DWORD                dwHardwareOverrunErr;
    DWORD                dwFramingErr;
    DWORD                dwBufferOverrunErr;
    DWORD                dwCompressionRatioIn;
    DWORD                dwCompressionRatioOut;

    // Currently valid only for IKEV2:
    DWORD                dwNumSwitchOvers;

    // Endpoint Information
    WCHAR                wszRemoteEndpointAddress[65];

```

```

        WCHAR                wszLocalEndpointAddress[65];

        PROJECTION_INFO_IDL_2    ProjectionInfo;

        ULONG                hConnection;
        ULONG                hInterface;

        // VPN Device type
        DWORD                dwDeviceType;
    }
RAS_CONNECTION_4_IDL, *PRAS_CONNECTION_4_IDL;

typedef struct _CERT_BLOB_1
{
    DWORD cbData;
    [size_is(cbData)] BYTE * pbData;
}CERT_BLOB_1,*PCERT_BLOB_1;

typedef struct _CERT_EKU_1
{
    DWORD dwSize;
    BOOL IsEKUOID;
    [size_is(dwSize)] WCHAR *pwszEKU;
}CERT_EKU_1,*PCERT_EKU_1;

typedef struct _IKEV2_TUNNEL_CONFIG_PARAMS_1 {
    DWORD                dwIdleTimeout;
    DWORD                dwNetworkBlackoutTime;
    DWORD                dwSaLifetime;
    DWORD                dwSaDataSizeForRenegotiation;
    DWORD                dwConfigOptions;
    DWORD                dwTotalCertificates;
    [size_is(dwTotalCertificates)] CERT_BLOB_1* certificateNames;
}IKEV2_TUNNEL_CONFIG_PARAMS_1, *PIKEV2_TUNNEL_CONFIG_PARAMS_1;

typedef struct _ROUTER_CUSTOM_IKEv2_POLICY_0
{
    // Integrity method plumbed in IKE policy
    DWORD dwIntegrityMethod;

    // Encryption method plumbed in IKE policy
    DWORD dwEncryptionMethod;

    // ESP cipher plumbed in Ipsec policy
    DWORD dwCipherTransformConstant;

    // AH Auth transform plumbed in Ipsec policy
    DWORD dwAuthTransformConstant;

    // PFS group plumbed in Ipsec policy
    DWORD dwPfsGroup;

    // DH group plumbed in IKE policy
    DWORD dwDhGroup;
}ROUTER_CUSTOM_IKEv2_POLICY_0, *PROUTER_CUSTOM_IKEv2_POLICY_0, ROUTER_CUSTOM_L2TP_POLICY_0,
*PROUTER_CUSTOM_L2TP_POLICY_0;

typedef struct _ROUTER_IKEv2_IF_CUSTOM_CONFIG_0
{
    // Lifetime of a security association (SA), in seconds,
    // after which the SA is no longer valid [RFC 4306].
    DWORD dwSaLifetime;

    // Number of kilobytes that are allowed to transfer using an SA.
    // After that, the SA will be renegotiated [RFC 4306].
    DWORD dwSaDataSize;
}

```

```

//      SubjecName of the certificate to be used in default store
//      for machine certificate authentication.
CERT_BLOB_1  certificateName;

//      Custom IKEv2 Policy
PROUTER_CUSTOM_IKEv2_POLICY_0 customPolicy;
}ROUTER_IKEv2_IF_CUSTOM_CONFIG_0, *PROUTER_IKEv2_IF_CUSTOM_CONFIG_0;

typedef struct _ROUTER_IKEv2_IF_CUSTOM_CONFIG_1 {
    DWORD dwSaLifeTime;
    DWORD dwSaDataSize;
    CERT_BLOB_1 certificateName;
    PROUTER_CUSTOM_IKEv2_POLICY_0 customPolicy;
    CERT_BLOB_1 certificateHash;
} ROUTER_IKEv2_IF_CUSTOM_CONFIG_1,
*PROUTER_IKEv2_IF_CUSTOM_CONFIG_1;

typedef struct _MPR_IF_CUSTOMINFOEX_0 {
    MPRAPI_OBJECT_HEADER_IDL      Header;
    DWORD                          dwFlags;
    ROUTER_IKEv2_IF_CUSTOM_CONFIG_0 customIkev2Config;
}MPR_IF_CUSTOMINFOEX_0, *PMPR_IF_CUSTOMINFOEX_0;

typedef struct _MPR_IF_CUSTOMINFOEX_1 {
    MPRAPI_OBJECT_HEADER_IDL Header;
    DWORD dwFlags;
    ROUTER_IKEv2_IF_CUSTOM_CONFIG_1 customIkev2Config;
} MPR_IF_CUSTOMINFOEX_1,
*PMPR_IF_CUSTOMINFOEX_1;

typedef union _MPR_IF_CUSTOMINFOEX_IDL switch (UCHAR revision) IfCustomConfigObject
{
    case 1:
        MPR_IF_CUSTOMINFOEX_0      IfConfigObj1;
    case 2:
        MPR_IF_CUSTOMINFOEX_1      IfConfigObj2;
}MPR_IF_CUSTOMINFOEX_IDL,*PMPR_IF_CUSTOMINFOEX_IDL;

typedef struct _IKEV2_TUNNEL_CONFIG_PARAMS_2 {
    DWORD dwIdleTimeout;
    DWORD dwNetworkBlackoutTime;
    DWORD dwSaLifeTime;
    DWORD dwSaDataSizeForRenegotiation;
    DWORD dwConfigOptions;
    DWORD dwTotalCertificates;
    [size_is(dwTotalCertificates)] CERT_BLOB_1* certificateNames;

//      SubjecName of the certificate to be used in default store
//      for machine certificate authentication.
CERT_BLOB_1  machineCertificateName;
    DWORD dwEncryptionType;
    ROUTER_CUSTOM_IKEv2_POLICY_0* customPolicy;
}
IKEV2_TUNNEL_CONFIG_PARAMS_2, *PIKEV2_TUNNEL_CONFIG_PARAMS_2;

typedef struct _IKEV2_TUNNEL_CONFIG_PARAMS_3 {
    DWORD dwIdleTimeout;
    DWORD dwNetworkBlackoutTime;
    DWORD dwSaLifeTime;
    DWORD dwSaDataSizeForRenegotiation;
    DWORD dwConfigOptions;
    DWORD dwTotalCertificates;
    [size_is(dwTotalCertificates)] CERT_BLOB_1* certificateNames;

//      SubjectName of the certificate to be used in default store
//      for machine certificate authentication.
CERT_BLOB_1  machineCertificateName;
    DWORD dwEncryptionType;

```

```

ROUTER_CUSTOM_IKEV2_POLICY_0* customPolicy;

DWORD                dwTotalEkus;
[size_is(dwTotalEkus)] CERT_EKU_1* certificateEKUs;
CERT_BLOB_1         machineCertificateHash;
}
IKEV2_TUNNEL_CONFIG_PARAMS_3, *PIKEV2_TUNNEL_CONFIG_PARAMS_3;

typedef struct _L2TP_TUNNEL_CONFIG_PARAMS_1 {
    DWORD                dwIdleTimeout;
    // encryption type to be used for L2TP
    DWORD                dwEncryptionType;
    DWORD                dwSaLifeTime;
    DWORD                dwSaDataSizeForRenegotiation;

    PROUTER_CUSTOM_L2TP_POLICY_0 customPolicy;
}L2TP_TUNNEL_CONFIG_PARAMS_1, *PL2TP_TUNNEL_CONFIG_PARAMS_1;

typedef struct _IKEV2_CONFIG_PARAMS_1 {

    DWORD                dwNumPorts;
    DWORD                dwPortFlags;
    DWORD                dwTunnelConfigParamFlags;
    IKEV2_TUNNEL_CONFIG_PARAMS_1 TunnelConfigParams;
}IKEV2_CONFIG_PARAMS_1, *PIKEV2_CONFIG_PARAMS_1;

typedef struct _IKEV2_CONFIG_PARAMS_2 {

    DWORD                dwNumPorts;
    DWORD                dwPortFlags;
    DWORD                dwTunnelConfigParamFlags;
    IKEV2_TUNNEL_CONFIG_PARAMS_2 TunnelConfigParams;
}
IKEV2_CONFIG_PARAMS_2, *PIKEV2_CONFIG_PARAMS_2;

typedef struct _IKEV2_CONFIG_PARAMS_3 {

    DWORD                dwNumPorts;
    DWORD                dwPortFlags;
    DWORD                dwTunnelConfigParamFlags;
    IKEV2_TUNNEL_CONFIG_PARAMS_3 TunnelConfigParams;
}
IKEV2_CONFIG_PARAMS_3, *PIKEV2_CONFIG_PARAMS_3;

typedef struct _PPTP_CONFIG_PARAMS_1 {

    DWORD                dwNumPorts;
    DWORD                dwPortFlags;
}PPTP_CONFIG_PARAMS_1, *PPPTP_CONFIG_PARAMS_1;

typedef struct _L2TP_CONFIG_PARAMS_1 {

    DWORD                dwNumPorts;
    DWORD                dwPortFlags;
}L2TP_CONFIG_PARAMS_1, *PL2TP_CONFIG_PARAMS_1;

typedef struct _L2TP_CONFIG_PARAMS_2 {

    DWORD                dwNumPorts;
    DWORD                dwPortFlags;
    DWORD                dwTunnelConfigParamFlags;
    L2TP_TUNNEL_CONFIG_PARAMS_1 TunnelConfigParams;
}L2TP_CONFIG_PARAMS_2, *PL2TP_CONFIG_PARAMS_2;

#define MAX_SSTP_HASH_SIZE        32

```

```

typedef struct _SSTP_CERT_INFO_1
{
    BOOL                isDefault;
    CERT_BLOB_1        certBlob;
}SSTP_CERT_INFO_1, *PSSTP_CERT_INFO_1;

typedef struct _SSTP_CONFIG_PARAMS_1 {
    DWORD                dwNumPorts;
    DWORD                dwPortFlags;
    BOOL                isUseHttps;
    DWORD                certAlgorithm; // Always CALG_SHA_256
    SSTP_CERT_INFO_1    sstpCertDetails;
}SSTP_CONFIG_PARAMS_1, *PSSTP_CONFIG_PARAMS_1;

typedef struct _MPRAPI_TUNNEL_CONFIG_PARAMS_1 {
    IKEV2_CONFIG_PARAMS_1    IkeConfigParams;
    PPTP_CONFIG_PARAMS_1    PptpConfigParams;
    L2TP_CONFIG_PARAMS_1    L2tpConfigParams;
    SSTP_CONFIG_PARAMS_1    SstpConfigParams;
}MPRAPI_TUNNEL_CONFIG_PARAMS_1, *PMPRAPI_TUNNEL_CONFIG_PARAMS_1;

typedef struct _MPRAPI_TUNNEL_CONFIG_PARAMS_2 {
    IKEV2_CONFIG_PARAMS_2    IkeConfigParams;
    PPTP_CONFIG_PARAMS_1    PptpConfigParams;
    L2TP_CONFIG_PARAMS_1    L2tpConfigParams;
    SSTP_CONFIG_PARAMS_1    SstpConfigParams;
}MPRAPI_TUNNEL_CONFIG_PARAMS_2, *PMPRAPI_TUNNEL_CONFIG_PARAMS_2;

typedef struct _MPRAPI_TUNNEL_CONFIG_PARAMS_3 {
    IKEV2_CONFIG_PARAMS_3    IkeConfigParams;
    PPTP_CONFIG_PARAMS_1    PptpConfigParams;
    L2TP_CONFIG_PARAMS_2    L2tpConfigParams;
    SSTP_CONFIG_PARAMS_1    SstpConfigParams;
}MPRAPI_TUNNEL_CONFIG_PARAMS_3, *PMPRAPI_TUNNEL_CONFIG_PARAMS_3;

// MPR_SERVER_EX structure are redified in this IDL to make use of versioning:
// All the Versions of MPR_SERVER_EX will be defined here in RPC usable format:

typedef struct _MPR_SERVER_EX_1
{
    MPRAPI_OBJECT_HEADER_IDL    Header;
    BOOL                        fLanOnlyMode;
    DWORD                       dwUpTime;
    DWORD                       dwTotalPorts;
    DWORD                       dwPortsInUse;
    DWORD                       Reserved; // Added so that the structure is 8 byte
aligned
    MPRAPI_TUNNEL_CONFIG_PARAMS_1    ConfigParams;
}MPR_SERVER_EX_1, *PMPR_SERVER_EX_1;

```

```

typedef struct _MPR_SERVER_EX_2
{
    MPRAPI_OBJECT_HEADER_IDL      Header;
    BOOL                          fLanOnlyMode;
    DWORD                         dwUpTime;
    DWORD                         dwTotalPorts;
    DWORD                         dwPortsInUse;
    DWORD                         Reserved; // Added so that the structure is 8 byte
aligned
    MPRAPI_TUNNEL_CONFIG_PARAMS_2 ConfigParams;
}MPR_SERVER_EX_2, *PMPR_SERVER_EX_2;

typedef struct _MPR_SERVER_EX_3
{
    MPRAPI_OBJECT_HEADER_IDL      Header;
    BOOL                          fLanOnlyMode;
    DWORD                         dwUpTime;
    DWORD                         dwTotalPorts;
    DWORD                         dwPortsInUse;
    DWORD                         Reserved; // Added so that the structure is 8 byte
aligned
    MPRAPI_TUNNEL_CONFIG_PARAMS_3 ConfigParams;
}MPR_SERVER_EX_3, *PMPR_SERVER_EX_3;

typedef union _MPR_SERVER_EX_IDL switch (UCHAR revision) ServerConfigObject
{
    case 1:
        MPR_SERVER_EX_1      ServerConfig1;
    case 2:
        MPR_SERVER_EX_2      ServerConfig2;
    case 3:
        MPR_SERVER_EX_3      ServerConfig3;
}MPR_SERVER_EX_IDL;

typedef struct _MPR_SERVER_EX_IDL *PMPR_SERVER_EX_IDL;

typedef struct _MPR_SERVER_SET_CONFIG_EX_1
{
    MPRAPI_OBJECT_HEADER_IDL      Header;
    DWORD                         setConfigForProtocols;
    MPRAPI_TUNNEL_CONFIG_PARAMS_1 ConfigParams;
}MPR_SERVER_SET_CONFIG_EX_1, *PMPR_SERVER_SET_CONFIG_EX_1;

typedef struct _MPR_SERVER_SET_CONFIG_EX_2
{
    MPRAPI_OBJECT_HEADER_IDL      Header;
    DWORD                         setConfigForProtocols;
    MPRAPI_TUNNEL_CONFIG_PARAMS_2 ConfigParams;
}MPR_SERVER_SET_CONFIG_EX_2, *PMPR_SERVER_SET_CONFIG_EX_2;

typedef struct _MPR_SERVER_SET_CONFIG_EX_3
{
    MPRAPI_OBJECT_HEADER_IDL      Header;
    DWORD                         setConfigForProtocols;
    MPRAPI_TUNNEL_CONFIG_PARAMS_3 ConfigParams;
}MPR_SERVER_SET_CONFIG_EX_3, *PMPR_SERVER_SET_CONFIG_EX_3;

typedef union _MPR_SERVER_SET_CONFIG_EX_IDL switch (UCHAR revision) ServerSetConfigObject
{
    case 1:
        MPR_SERVER_SET_CONFIG_EX_1      ServerSetConfig1;
    case 2:
        MPR_SERVER_SET_CONFIG_EX_2      ServerSetConfig2;
    case 3:
        MPR_SERVER_SET_CONFIG_EX_3      ServerSetConfig3;
}MPR_SERVER_SET_CONFIG_EX_IDL;

```

```

typedef struct _MPR_SERVER_SET_CONFIG_EX_IDL *PMPR_SERVER_SET_CONFIG_EX_IDL;

typedef struct _RAS_UPDATE_CONNECTION_1_IDL
{
    MPRAPI_OBJECT_HEADER_IDL Header;
    DWORD dwIfIndex;
    WCHAR wszRemoteEndpointAddress[ 65 ];
} RAS_UPDATE_CONNECTION_1_IDL;

typedef struct _RAS_UPDATE_CONNECTION_1_IDL *PRAS_UPDATE_CONNECTION_1_IDL;

typedef union _RAS_UPDATE_CONNECTION_IDL switch (UCHAR revision) UpdateConnection
{
    case 1: // MPR_SERVER_UPDATE_CONNECTION_EX with version 1:
// (MPRAPI_RAS_UPDATE_CONNECTION_OBJECT_REVISION_1)
        RAS_UPDATE_CONNECTION_1_IDL UpdateConnection1;
    // New ones update here
} RAS_UPDATE_CONNECTION_IDL;

typedef struct _RAS_UPDATE_CONNECTION_IDL *PRAS_UPDATE_CONNECTION_IDL;

typedef struct _DIM_INTERFACE_CONTAINER
{
    DWORD fGetInterfaceInfo;
    DWORD dwInterfaceInfoSize;
    [size_is(dwInterfaceInfoSize)] LPBYTE pInterfaceInfo;
    DWORD fGetGlobalInfo;
    DWORD dwGlobalInfoSize;
    [size_is(dwGlobalInfoSize)] LPBYTE pGlobalInfo;
}
DIM_INTERFACE_CONTAINER, *PDIM_INTERFACE_CONTAINER;

typedef struct _RTR_TOC_ENTRY
{
    ULONG InfoType;
    ULONG InfoSize;
    ULONG Count;
    ULONG Offset;
}
RTR_TOC_ENTRY, *PRTR_TOC_ENTRY;

typedef struct _RTR_INFO_BLOCK_HEADER
{
    ULONG Version;
    ULONG Size;
    ULONG TocEntriesCount;
    RTR_TOC_ENTRY TocEntry[1]; //1 is a placeholder for TocEntriesCount
}
RTR_INFO_BLOCK_HEADER, *PRTR_INFO_BLOCK_HEADER;

typedef struct _FILTER_INFO
{
    DWORD dwSrcAddr;
    DWORD dwSrcMask;
    DWORD dwDstAddr;
    DWORD dwDstMask;
    DWORD dwProtocol;
    DWORD fLateBound;
    WORD wSrcPort;
    WORD wDstPort;
}
FILTER_INFO, *PFILTER_INFO;

```



```

typedef struct _FILTER_DESCRIPTOR
{
    DWORD          dwVersion;
    DWORD          dwNumFilters;
    FORWARD_ACTION faDefaultAction;
    FILTER_INFO    fiFilter[1];    //1 is a placeholder for dwNumFilters
}
FILTER_DESCRIPTOR, *PFILTER_DESCRIPTOR;

typedef struct _FILTER_INFO_V6
{
    BYTE          ipv6SrcAddr[16];
    DWORD         dwSrcPrefixLength;
    BYTE          ipv6DstAddr[16];
    DWORD         dwDstPrefixLength;
    DWORD         dwProtocol;
    DWORD         fLateBound;
    WORD          wSrcPort;
    WORD          wDstPort;
}
FILTER_INFO_V6, *PFILTER_INFO_V6;

typedef struct _FILTER_DESCRIPTOR_V6
{
    DWORD          dwVersion;
    DWORD          dwNumFilters;
    FORWARD_ACTION faDefaultAction;
    FILTER_INFO_V6 fiFilter[1];    //1 is a placeholder for dwNumFilters
}
FILTER_DESCRIPTOR_V6, *PFILTER_DESCRIPTOR_V6;

typedef struct _GLOBAL_INFO
{
    IN OUT BOOL    bFilteringOn;
    IN OUT DWORD   dwLoggingLevel;
}
GLOBAL_INFO, *PGLOBAL_INFO;

typedef struct _INTERFACE_ROUTE_INFO
{
    union
    {
        struct
        { // IPv4 specific
            DWORD    dwRtInfoDest;
            DWORD    dwRtInfoMask;
            DWORD    dwRtInfoPolicy;
            DWORD    dwRtInfoNextHop;
            DWORD    dwRtInfoAge;
            DWORD    dwRtInfoNextHopAS;
            DWORD    dwRtInfoMetric1;
            DWORD    dwRtInfoMetric2;
            DWORD    dwRtInfoMetric3;
        };
        struct
        { // IPv6 specific
            IN6_ADDR DestinationPrefix;
            DWORD    DestPrefixLength;
            IN6_ADDR NextHopAddress;
            ULONG    ValidLifeTime;
            DWORD    Flags;
            ULONG    Metric;
        };
    };
    DWORD          dwRtInfoIfIndex;
}

```

```

        DWORD        dwRtInfoType;
        DWORD        dwRtInfoProto;
        DWORD        dwRtInfoPreference;
        DWORD        dwRtInfoViewSet;
        BOOL         bV4;
    }
INTERFACE_ROUTE_INFO, *PINTERFACE_ROUTE_INFO;

typedef struct _PROTOCOL_METRIC
{
    IN OUT DWORD    dwProtocolId;
    IN OUT DWORD    dwMetric;
}
PROTOCOL_METRIC, *PPROTOCOL_METRIC;

typedef struct _PRIORITY_INFO
{
    IN OUT DWORD        dwNumProtocols;
    IN OUT PROTOCOL_METRIC ppmProtocolMetric[1];
}
PRIORITY_INFO, *PPRIORITY_INFO;

typedef struct _PROTOCOL_METRIC_EX
{
    IN OUT DWORD    dwProtocolId;
    IN OUT DWORD    dwSubProtocolId;
    IN OUT DWORD    dwMetric;
}PROTOCOL_METRIC_EX, *PPROTOCOL_METRIC_EX;

typedef struct _PRIORITY_INFO_EX
{
    IN OUT DWORD        dwNumProtocols;
    IN OUT PROTOCOL_METRIC_EX ppmProtocolMetric[1];
}PRIORITY_INFO_EX, *PPRIORITY_INFO_EX;

typedef struct _RTR_DISC_INFO
{
    IN OUT WORD        wMaxAdvtInterval;
    IN OUT WORD        wMinAdvtInterval;
    IN OUT WORD        wAdvtLifetime;
    IN OUT BOOL        bAdvertise;
    IN OUT LONG        lPrefLevel;
}
RTR_DISC_INFO, *PRTR_DISC_INFO;

#define MAX_GROUP_LEN 64

typedef struct _MCAST_HBEAT_INFO
{
    WCHAR        pszGroup[MAX_GROUP_LEN];
    BOOL         bActive;
    ULONG        ulDeadInterval;
    BYTE         byProtocol;
    WORD         wPort;
}
MCAST_HBEAT_INFO, *PMCAST_HBEAT_INFO;

typedef struct
{
    DWORD dwTtl;
    DWORD dwRateLimit;
}

```

```
MIB_MCAST_LIMIT_ROW,*PMIB_MCAST_LIMIT_ROW;
```

```
typedef struct _IPINIP_CONFIG_INFO
{
    DWORD    dwRemoteAddress;
    DWORD    dwLocalAddress;
    BYTE     byTtl;
}
IPINIP_CONFIG_INFO, *PIPINIP_CONFIG_INFO;
```

```
typedef struct _INTERFACE_STATUS_INFO
{
    IN OUT DWORD    dwAdminStatus;
}
INTERFACE_STATUS_INFO, *PINTERFACE_STATUS_INFO;
```

```
typedef struct _DIM_MIB_ENTRY_CONTAINER
{
    DWORD    dwMibInEntrySize;
    [size_is(dwMibInEntrySize)] LPBYTE pMibInEntry;
    DWORD    dwMibOutEntrySize;
    [size_is(dwMibOutEntrySize)] LPBYTE pMibOutEntry;
}
DIM_MIB_ENTRY_CONTAINER, *PDIM_MIB_ENTRY_CONTAINER;
```

```
typedef struct _MIB_IPFORWARDROW
{
    DWORD dwForwardDest;
    DWORD dwForwardMask;
    DWORD dwForwardPolicy;
    DWORD dwForwardNextHop;
    DWORD dwForwardIfIndex;
    union {
        DWORD dwForwardType;
        MIB_IPFORWARD_TYPE ForwardType;
    };
    union {
        DWORD dwForwardProto;
        MIB_IPFORWARD_PROTO ForwardProto;
    };
    DWORD dwForwardAge;
    DWORD dwForwardNextHopAS;
    DWORD dwForwardMetric1;
    DWORD dwForwardMetric2;
    DWORD dwForwardMetric3;
    DWORD dwForwardMetric4;
    DWORD dwForwardMetric5;
} MIB_IPFORWARDROW,
*PMIB_IPFORWARDROW;
```

```
typedef struct _MIB_IPDESTROW
{
    MIB_IPFORWARDROW    ForwardRow;
    DWORD                dwForwardPreference;
    DWORD                dwForwardViewSet;
}MIB_IPDESTROW, *PMIB_IPDESTROW;
```

```
typedef struct _MIB_IPDESTTABLE
{
    DWORD                dwNumEntries;
    MIB_IPDESTROW        table[1];        //1, placeholder for dwNumEntries
}MIB_IPDESTTABLE, *PMIB_IPDESTTABLE;
```

```
typedef struct _MIB_ROUTESTATE
{
    BOOL        bRoutesSetToStack;
}MIB_ROUTESTATE, *PMIB_ROUTESTATE;
```

```
typedef struct _MIB_BEST_IF {
    DWORD dwDestAddr;
    DWORD dwIfIndex;
} MIB_BEST_IF, *PMIB_BEST_IF;
```

```
typedef struct {
    DWORD dwGroupAddress;
    DWORD dwGroupMask;
} MIB_BOUNDARYROW,
*PMIB_BOUNDARYROW;
```

```
typedef struct _MIBICMPSTATS {
    DWORD dwMsgs;
    DWORD dwErrors;
    DWORD dwDestUnreachs;
    DWORD dwTimeExcds;
    DWORD dwParmProbs;
    DWORD dwSrcQuenchs;
    DWORD dwRedirects;
    DWORD dwEchos;
    DWORD dwEchoReps;
    DWORD dwTimestamps;
    DWORD dwTimestampReps;
    DWORD dwAddrMasks;
    DWORD dwAddrMaskReps;
} MIBICMPSTATS;
```

```
typedef struct _MIBICMPINFO {
    MIBICMPSTATS icmpInStats;
    MIBICMPSTATS icmpOutStats;
} MIBICMPINFO;
```

```
typedef struct _MIB_ICMP {
    MIBICMPINFO stats;
} MIB_ICMP,
*PMIB_ICMP;
```

```
typedef struct _MIB_IFNUMBER {
    DWORD dwValue;
} MIB_IFNUMBER,
*PMIB_IFNUMBER;
```

```
typedef struct _MIB_IFROW {
    WCHAR wszName[256];
    DWORD dwIndex;
    DWORD dwType;
    DWORD dwMtu;
    DWORD dwSpeed;
    DWORD dwPhysAddrLen;
    BYTE bPhysAddr[8];
    DWORD dwAdminStatus;
    DWORD dwOperStatus;
```

```

    DWORD dwLastChange;
    DWORD dwInOctets;
    DWORD dwInUcastPkts;
    DWORD dwInNUcastPkts;
    DWORD dwInDiscards;
    DWORD dwInErrors;
    DWORD dwInUnknownProtos;
    DWORD dwOutOctets;
    DWORD dwOutUcastPkts;
    DWORD dwOutNUcastPkts;
    DWORD dwOutDiscards;
    DWORD dwOutErrors;
    DWORD dwOutQLen;
    DWORD dwDescrLen;
    BYTE bDescr[256];    // 256, placeholder for dwDescrLen
} MIB_IFROW;

typedef struct _MIB_IFSTATUS {
    DWORD dwIfIndex;
    DWORD dwAdminStatus;
    DWORD dwOperationalStatus;
    BOOL bMHbeatActive;
    BOOL bMHbeatAlive;
} MIB_IFSTATUS,
*PMIB_IFSTATUS;

typedef struct _MIB_IFTABLE {
    DWORD dwNumEntries;
    MIB_IFROW table[1];    //1, placeholder for dwNumEntries
} MIB_IFTABLE, *PMIB_IFTABLE;

typedef struct _MIB_IPADDRROW {
    DWORD dwAddr;
    DWORD dwIndex;
    DWORD dwMask;
    DWORD dwBCastAddr;
    DWORD dwReasmSize;
    unsigned short unused1;
    unsigned short wType;
} MIB_IPADDRROW,
*PMIB_IPADDRROW;

typedef struct _MIB_IPADDRTABLE {
    DWORD dwNumEntries;
    MIB_IPADDRROW table[1];    //1, placeholder for dwNumEntries
} MIB_IPADDRTABLE,
*PMIB_IPADDRTABLE;

typedef struct _MIB_IPFORWARDNUMBER {
    DWORD dwValue;
} MIB_IPFORWARDNUMBER,
*PMIB_IPFORWARDNUMBER;

typedef struct _MIB_IPFORWARDTABLE {
    DWORD dwNumEntries;
    MIB_IPFORWARDROW table[1];    //1, placeholder for dwNumEntries
    BYTE reserved[8];
} MIB_IPFORWARDTABLE,

```

```

*PMIB_IPFORWARDTABLE;

typedef struct {
    DWORD dwIfIndex;
    DWORD dwGroupAddress;
    DWORD dwGroupMask;
    DWORD dwStatus;
} MIB_IPMCAST_BOUNDARY,
*PMIB_IPMCAST_BOUNDARY;

typedef struct {
    DWORD dwNumEntries;
    MIB_IPMCAST_BOUNDARY table[1];    //1, placeholder for dwNumEntries
} MIB_IPMCAST_BOUNDARY_TABLE,
*PMIB_IPMCAST_BOUNDARY_TABLE;

typedef struct _MIB_IPMCAST_GLOBAL {
    DWORD dwEnable;
} MIB_IPMCAST_GLOBAL,
*PMIB_IPMCAST_GLOBAL;

typedef struct _MIB_IPMCAST_IF_ENTRY
{
    DWORD dwIfIndex;
    DWORD dwTtl;
    DWORD dwProtocol;
    DWORD dwRateLimit;
    ULONG ulInMcastOctets;
    ULONG ulOutMcastOctets;
}
MIB_IPMCAST_IF_ENTRY, *PMIB_IPMCAST_IF_ENTRY;

typedef struct _MIB_IPMCAST_IF_TABLE {
    DWORD dwNumEntries;
    MIB_IPMCAST_IF_ENTRY table[1];    //1, placeholder for dwNumEntries
} MIB_IPMCAST_IF_TABLE,
*PMIB_IPMCAST_IF_TABLE;

typedef struct _MIB_IPMCAST_OIF {
    DWORD dwOutIfIndex;
    DWORD dwNextHopAddr;
    PVOID pvReserved;
    DWORD dwReserved;
} MIB_IPMCAST_OIF,
*PMIB_IPMCAST_OIF;

typedef struct _MIB_IPMCAST_MFE {
    DWORD dwGroup;
    DWORD dwSource;
    DWORD dwSrcMask;
    DWORD dwUpStrmNgbr;
    DWORD dwInIfIndex;
    DWORD dwInIfProtocol;
    DWORD dwRouteProtocol;
    DWORD dwRouteNetwork;
    DWORD dwRouteMask;
}

```

```

        ULONG ulUpTime;
        ULONG ulExpiryTime;
        ULONG ulTimeOut;
        ULONG ulNumOutIf;
        DWORD fFlags;
        DWORD dwReserved;
        MIB_IPMCAST_OIF rgmioOutInfo[1];    //1, placeholder for ulNumOutIf
    } MIB_IPMCAST_MFE,
    *PMIB_IPMCAST_MFE;

typedef struct _MIB_IPMCAST_OIF_STATS {
    DWORD dwOutIfIndex;
    DWORD dwNextHopAddr;
    PVOID pvDialContext;
    ULONG ulTtlTooLow;
    ULONG ulFragNeeded;
    ULONG ulOutPackets;
    ULONG ulOutDiscards;
} MIB_IPMCAST_OIF_STATS,
*PMIB_IPMCAST_OIF_STATS;

typedef struct _MIB_IPMCAST_MFE_STATS {
    DWORD dwGroup;
    DWORD dwSource;
    DWORD dwSrcMask;
    DWORD dwUpStrmNgbr;
    DWORD dwInIfIndex;
    DWORD dwInIfProtocol;
    DWORD dwRouteProtocol;
    DWORD dwRouteNetwork;
    DWORD dwRouteMask;
    ULONG ulUpTime;
    ULONG ulExpiryTime;
    ULONG ulNumOutIf;
    ULONG ulInPkts;
    ULONG ulInOctets;
    ULONG ulPktsDifferentIf;
    ULONG ulQueueOverflow;
    MIB_IPMCAST_OIF_STATS rgmiosOutStats[1];    //1, placeholder for ulNumOutIf
} MIB_IPMCAST_MFE_STATS,
*PMIB_IPMCAST_MFE_STATS;

typedef struct {
    DWORD dwGroupAddress;
    DWORD dwGroupMask;
    WCHAR snNameBuffer[256];
    DWORD dwStatus;
    BYTE reserved[492];
} MIB_IPMCAST_SCOPE,
*PMIB_IPMCAST_SCOPE;

typedef struct _MIB_IPNETROW {
    DWORD dwIndex;
    DWORD dwPhysAddrLen;
    BYTE bPhysAddr[8];
    DWORD dwAddr;
    DWORD dwType;
} MIB_IPNETROW,
*PMIB_IPNETROW;

```

```

typedef struct _MIB_IPNETTABLE {
    DWORD dwNumEntries;
    MIB_IPNETROW table[1];    //1, placeholder for dwNumEntries
    BYTE reserved[8];
} MIB_IPNETTABLE,
*PMIB_IPNETTABLE;

typedef struct _MIB_IPSTATS {
    union {
        DWORD dwForwarding;
        MIB_IPSTATS_FORWARDING Forwarding ;
    };
    DWORD dwDefaultTTL;
    DWORD dwInReceives;
    DWORD dwInHdrErrors;
    DWORD dwInAddrErrors;
    DWORD dwForwDatagrams;
    DWORD dwInUnknownProtos;
    DWORD dwInDiscards;
    DWORD dwInDelivers;
    DWORD dwOutRequests;
    DWORD dwRoutingDiscards;
    DWORD dwOutDiscards;
    DWORD dwOutNoRoutes;
    DWORD dwReasmTimeout;
    DWORD dwReasmReqds;
    DWORD dwReasmOks;
    DWORD dwReasmFails;
    DWORD dwFragOks;
    DWORD dwFragFails;
    DWORD dwFragCreates;
    DWORD dwNumIf;
    DWORD dwNumAddr;
    DWORD dwNumRoutes;
} MIB_IPSTATS,
*PMIB_IPSTATS;

typedef struct _MIB_MFE_STATS_TABLE {
    DWORD dwNumEntries;
    MIB_IPMCAST_MFE_STATS table[1];    //1, placeholder for dwNumEntries
} MIB_MFE_STATS_TABLE,
*PMIB_MFE_STATS_TABLE;

typedef struct _MIB_MFE_TABLE {
    DWORD dwNumEntries;
    MIB_IPMCAST_MFE table[1];    //1, placeholder for dwNumEntries
} MIB_MFE_TABLE,
*PMIB_MFE_TABLE;

typedef struct _MIB_OPAQUE_INFO {
    DWORD dwId;
    union {
        ULONGLONG ullAlign;
        BYTE rgbyData[1];
    };
} MIB_OPAQUE_INFO,
*PMIB_OPAQUE_INFO;

typedef struct _MIB_OPAQUE_QUERY {

```



```

        DWORD dwVarId;
        DWORD rgdwVarIndex[1];
    } MIB_OPAQUE_QUERY,
    *PMIB_OPAQUE_QUERY;

typedef struct _MIB_PROXYARP {
    DWORD dwAddress;
    DWORD dwMask;
    DWORD dwIfIndex;
} MIB_PROXYARP,
*PMIB_PROXYARP;

typedef struct _MIB_TCPROW {
    union {
        DWORD dwState;
        MIB_TCP_STATE State;
    };
    DWORD dwLocalAddr;
    DWORD dwLocalPort;
    DWORD dwRemoteAddr;
    DWORD dwRemotePort;
} MIB_TCPROW,
*PMIB_TCPROW;

typedef struct _MIB_TCPSTATS {
    union {
        DWORD dwRtoAlgorithm;
        TCP_RTO_ALGORITHM RtoAlgorithm;
    };
    DWORD dwRtoMin;
    DWORD dwRtoMax;
    DWORD dwMaxConn;
    DWORD dwActiveOpens;
    DWORD dwPassiveOpens;
    DWORD dwAttemptFails;
    DWORD dwEstabResets;
    DWORD dwCurrEstab;
    DWORD dwInSegs;
    DWORD dwOutSegs;
    DWORD dwRetransSegs;
    DWORD dwInErrs;
    DWORD dwOutRsts;
    DWORD dwNumConns;
} MIB_TCPSTATS,
*PMIB_TCPSTATS;

typedef struct _MIB_TCPTABLE {
    DWORD dwNumEntries;
    MIB_TCPROW table[1]; //1, placeholder for dwNumEntries
    BYTE reserved[8];
} MIB_TCPTABLE,
*PMIB_TCPTABLE;

typedef struct _MIB_UDPROW {
    DWORD dwLocalAddr;
    DWORD dwLocalPort;
} MIB_UDPROW,
*PMIB_UDPROW;

```

```

typedef struct _MIB_UDPSTATS {
    DWORD dwInDatagrams;
    DWORD dwNoPorts;
    DWORD dwInErrors;
    DWORD dwOutDatagrams;
    DWORD dwNumAddrs;
} MIB_UDPSTATS,
*PMIB_UDPSTATS;

typedef struct _MIB_UDPTABLE {
    DWORD dwNumEntries;
    MIB_UDPROW table[1];    //1, placeholder for dwNumEntries
    BYTE reserved[8];
} MIB_UDPTABLE,
*PMIB_UDPTABLE;

typedef struct MPR_SERVER_0
{
    BOOL fLanOnlyMode;
    DWORD dwUpTime;
    DWORD dwTotalPorts;
    DWORD dwPortsInUse;
}
MPR_SERVER_0, *PMPR_SERVER_0;

typedef struct MPR_SERVER_1
{
    DWORD dwNumPptpPorts;
    DWORD dwPptpPortFlags;
    DWORD dwNumL2tpPorts;
    DWORD dwL2tpPortFlags;
}
MPR_SERVER_1, *PMPR_SERVER_1;

typedef struct MPR_SERVER_2
{
    DWORD dwNumPptpPorts;
    DWORD dwPptpPortFlags;
    DWORD dwNumL2tpPorts;
    DWORD dwL2tpPortFlags;
    DWORD dwNumSstpPorts;
    DWORD dwSstpPortFlags;
}
MPR_SERVER_2, *PMPR_SERVER_2;

typedef struct _PPP_NBFCP_INFO
{
    DWORD dwError;
    WCHAR wszWksta[17];
}
PPP_NBFCP_INFO;

typedef struct _PPP_IPCP_INFO
{
    DWORD dwError;
    WCHAR wszAddress[16];
    WCHAR wszRemoteAddress[16];
}

```

```
}  
PPP_IPCP_INFO;
```

```
typedef struct _PPP_IPCP_INFO2  
{  
    DWORD dwError;  
    WCHAR wszAddress[16];  
    WCHAR wszRemoteAddress[16];  
    DWORD dwOptions;  
    DWORD dwRemoteOptions;  
}  
PPP_IPCP_INFO2;
```

```
typedef struct _PPP_IPXCP_INFO  
{  
    DWORD dwError;  
    WCHAR wszAddress[16];  
}  
PPP_IPXCP_INFO;
```

```
typedef struct _PPP_IPV6CP_INFO  
{  
    DWORD dwVersion;  
    DWORD dwSize;  
    DWORD dwError;  
    BYTE bInterfaceIdentifier[8];  
    BYTE bRemoteInterfaceIdentifier[8];  
    DWORD dwOptions;  
    DWORD dwRemoteOptions;  
    BYTE bPrefix[8];  
    DWORD dwPrefixLength;  
}  
PPP_IPV6_CP_INFO, *PPPP_IPV6_CP_INFO;
```

```
typedef struct _PPP_ATCP_INFO  
{  
    DWORD dwError;  
    WCHAR wszAddress[33];  
}  
PPP_ATCP_INFO;
```

```
typedef struct _PPP_CCP_INFO  
{  
    DWORD dwError;  
    DWORD dwCompressionAlgorithm;  
    DWORD dwOptions;  
    DWORD dwRemoteCompressionAlgorithm;  
    DWORD dwRemoteOptions;  
}  
PPP_CCP_INFO;
```

```
typedef struct _PPP_LCP_INFO  
{  
    DWORD dwError;  
    DWORD dwAuthenticationProtocol;  
    DWORD dwAuthenticationData;  
    DWORD dwRemoteAuthenticationProtocol;  
    DWORD dwRemoteAuthenticationData;
```

```

        DWORD dwTerminateReason;
        DWORD dwRemoteTerminateReason;
        DWORD dwOptions;
        DWORD dwRemoteOptions;
        DWORD dwEapTypeId;
        DWORD dwRemoteEapTypeId;
    }
    PPP_LCP_INFO;

```

```

typedef struct _PPP_INFO
{
    PPP_NBFCP_INFO nbf;
    PPP_IPCP_INFO ip;
    PPP_IPXCP_INFO ipx;
    PPP_ATCP_INFO at;
}
PPP_INFO;

```

```

typedef struct _PPP_INFO_2
{
    PPP_NBFCP_INFO nbf;
    PPP_IPCP_INFO2 ip;
    PPP_IPXCP_INFO ipx;
    PPP_ATCP_INFO at;
    PPP_CCP_INFO ccp;
    PPP_LCP_INFO lcp;
}
PPP_INFO_2;

```

```

typedef struct _PPP_INFO_3
{
    PPP_NBFCP_INFO nbf;
    PPP_IPCP_INFO2 ip;
    PPP_IPV6_CP_INFO ipv6;
    PPP_CCP_INFO ccp;
    PPP_LCP_INFO lcp;
}
PPP_INFO_3;

```

```

typedef struct _RASI_PORT_0
{
    DWORD dwPort;
    DWORD dwConnection;
    RAS_PORT_CONDITION dwPortCondition;
    DWORD dwTotalNumberOfCalls;
    DWORD dwConnectDuration;
    WCHAR wszPortName[17];
    WCHAR wszMediaName[17];
    WCHAR wszDeviceName[129];
    WCHAR wszDeviceType[17];
}
RASI_PORT_0,*PRASI_PORT_0;

```

```

typedef struct _RASI_PORT_1
{
    DWORD dwPort;
    DWORD dwConnection;
    RAS_HARDWARE_CONDITION dwHardwareCondition;
    DWORD dwLineSpeed;
    DWORD dwBytesXmited;
}

```

```

        DWORD                dwBytesRcvd;
        DWORD                dwFramesXmited;
        DWORD                dwFramesRcvd;
        DWORD                dwCrcErr;
        DWORD                dwTimeoutErr;
        DWORD                dwAlignmentErr;
        DWORD                dwHardwareOverrunErr;
        DWORD                dwFramingErr;
        DWORD                dwBufferOverrunErr;
        DWORD                dwCompressionRatioIn;
        DWORD                dwCompressionRatioOut;
    }
    RASI_PORT_1,*PRASI_PORT_1;

```

```

typedef struct _RASI_CONNECTION_0
{
    DWORD                dwConnection;
    DWORD                dwInterface;
    DWORD                dwConnectDuration;
    ROUTER_INTERFACE_TYPE dwInterfaceType;
    DWORD                dwConnectionFlags;
    WCHAR                wszInterfaceName[257];
    WCHAR                wszUserName[257];
    WCHAR                wszLogonDomain[16];
    WCHAR                wszRemoteComputer[17];
}
RASI_CONNECTION_0,*PRASI_CONNECTION_0;

```

```

typedef struct RASI_CONNECTION_1
{
    DWORD    dwConnection;
    DWORD    dwInterface;
    PPP_INFO PppInfo;
    DWORD    dwBytesXmited;
    DWORD    dwBytesRcvd;
    DWORD    dwFramesXmited;
    DWORD    dwFramesRcvd;
    DWORD    dwCrcErr;
    DWORD    dwTimeoutErr;
    DWORD    dwAlignmentErr;
    DWORD    dwHardwareOverrunErr;
    DWORD    dwFramingErr;
    DWORD    dwBufferOverrunErr;
    DWORD    dwCompressionRatioIn;
    DWORD    dwCompressionRatioOut;
}
RASI_CONNECTION_1,*PRASI_CONNECTION_1;

```

```

typedef struct _RASI_CONNECTION_2
{
    DWORD                dwConnection;
    WCHAR                wszUserName[257];
    ROUTER_INTERFACE_TYPE dwInterfaceType;
    GUID                guid;
    PPP_INFO_2          PppInfo2;
}
RASI_CONNECTION_2,*PRASI_CONNECTION_2;

```

```

typedef struct _RASI_CONNECTION_3
{
    DWORD                dwVersion;
    DWORD                dwSize;
}

```

```

        DWORD                dwConnection;
        WCHAR                wszUserName[257];
        ROUTER_INTERFACE_TYPE dwInterfaceType;
        GUID                 guid;
        PPP_INFO_3           PppInfo3;
        RAS_QUARANTINE_STATE rasQuarState;
        FILETIME             timer;
    }
    RASI_CONNECTION_3, *PRASI_CONNECTION_3;

```

```

typedef struct _MPRI_INTERFACE_0
{
    WCHAR                wszInterfaceName[257];
    DWORD                dwInterface;
    BOOL                 fEnabled;
    ROUTER_INTERFACE_TYPE dwIfType;
    ROUTER_CONNECTION_STATE dwConnectionState;
    DWORD                fUnReachabilityReasons;
    DWORD                dwLastError;
}
MPRI_INTERFACE_0, *PMPRI_INTERFACE_0;

```

```

typedef struct _MPRI_INTERFACE_1
{
    WCHAR                wszInterfaceName[257];
    DWORD                dwInterface;
    BOOL                 fEnabled;
    ROUTER_INTERFACE_TYPE dwIfType;
    ROUTER_CONNECTION_STATE dwConnectionState;
    DWORD                fUnReachabilityReasons;
    DWORD                dwLastError;
    LPWSTR              lpwsDialoutHoursRestriction;
}
MPRI_INTERFACE_1, *PMPRI_INTERFACE_1;

```

```

typedef struct _MPRI_INTERFACE_2
{
    WCHAR                wszInterfaceName[257];
    DWORD                dwInterface;
    BOOL                 fEnabled;
    ROUTER_INTERFACE_TYPE dwIfType;
    ROUTER_CONNECTION_STATE dwConnectionState;
    DWORD                fUnReachabilityReasons;
    DWORD                dwLastError;
    DWORD                dwfOptions;
    WCHAR                szLocalPhoneNumber[129];
    PWCHAR              szAlternates;
    DWORD                ipaddr;
    DWORD                ipaddrDns;
    DWORD                ipaddrDnsAlt;
    DWORD                ipaddrWins;
    DWORD                ipaddrWinsAlt;
    DWORD                dwfNetProtocols;
    WCHAR                szDeviceType[17];
    WCHAR                szDeviceName[129];
    WCHAR                szX25PadType[33];
    WCHAR                szX25Address[201];
    WCHAR                szX25Facilities[201];
    WCHAR                szX25UserData[201];
    DWORD                dwChannels;
    DWORD                dwSubEntries;
    DWORD                dwDialMode;
    DWORD                dwDialExtraPercent;
    DWORD                dwDialExtraSampleSeconds;
}

```

```

        DWORD                dwHangUpExtraPercent;
        DWORD                dwHangUpExtraSampleSeconds;
        DWORD                dwIdleDisconnectSeconds;
        DWORD                dwType;
        DWORD                dwEncryptionType;
        DWORD                dwCustomAuthKey;
        DWORD                dwCustomAuthDataSize;
        LPBYTE               lpbCustomAuthData;
        GUID                 guidId;
        DWORD                dwVpnStrategy;
    }
MPRI_INTERFACE_2, *PMPRI_INTERFACE_2;

```

```

typedef struct _MPR_INTERFACE_3
{
    WCHAR                    wszInterfaceName[257];
    DWORD                   dwInterface;
    BOOL                    fEnabled;
    ROUTER_INTERFACE_TYPE   dwIfType;
    ROUTER_CONNECTION_STATE dwConnectionState;
    DWORD                   fUnReachabilityReasons;
    DWORD                   dwLastError;
    DWORD                   dwfOptions;
    WCHAR                   szLocalPhoneNumber[129];
    PWCHAR                  szAlternates;
    DWORD                   ipaddr;
    DWORD                   ipaddrDns;
    DWORD                   ipaddrDnsAlt;
    DWORD                   ipaddrWins;
    DWORD                   ipaddrWinsAlt;
    DWORD                   dwfNetProtocols;
    WCHAR                   szDeviceType[17];
    WCHAR                   szDeviceName[129];
    WCHAR                   szX25PadType[33];
    WCHAR                   szX25Address[201];
    WCHAR                   szX25Facilities[201];
    WCHAR                   szX25UserData[201];
    DWORD                   dwChannels;
    DWORD                   dwSubEntries;
    DWORD                   dwDialMode;
    DWORD                   dwDialExtraPercent;
    DWORD                   dwDialExtraSampleSeconds;
    DWORD                   dwHangUpExtraPercent;
    DWORD                   dwHangUpExtraSampleSeconds;
    DWORD                   dwIdleDisconnectSeconds;
    DWORD                   dwType;
    DWORD                   dwEncryptionType;
    DWORD                   dwCustomAuthKey;
    DWORD                   dwCustomAuthDataSize;
    LPBYTE                  lpbCustomAuthData;
    GUID                    guidId;
    DWORD                   dwVpnStrategy;
    ULONG                   AddressCount;
    IN6_ADDR                ipv6addrDns;
    IN6_ADDR                ipv6addrDnsAlt;
    IN6_ADDR*               ipv6addr;
}
MPRI_INTERFACE_3, *PMPRI_INTERFACE_3;

```

```

typedef struct _MPR_DEVICE_0
{
    WCHAR szDeviceType[17];
    WCHAR szDeviceName[129];
}
MPR_DEVICE_0, *PMPR_DEVICE_0;

```

```

typedef struct _MPR_DEVICE_1
{
    WCHAR szDeviceType[17];
    WCHAR szDeviceName[129];
    WCHAR szLocalPhoneNumber[129];
    PWCHAR szAlternates;
}
MPR_DEVICE_1, *PMPR_DEVICE_1;

typedef struct _MPR_CREDENTIALSEX_1
{
    DWORD    dwSize;
    DWORD    dwOffset;
    BYTE     bData[1];
} MPR_CREDENTIALSEX_1, *PMPR_CREDENTIALSEX_1;

typedef struct _IFFILTER_INFO
{
    BOOL     bEnableFragChk;
} IFFILTER_INFO, *PIFFILTER_INFO;

typedef struct _MPR_FILTER_0
{
    IN BOOL fEnable;
}
MPR_FILTER_0, *PMPR_FILTER_0;

typedef struct _IPX_GLOBAL_INFO {
    ULONG    RoutingTableHashSize;
    ULONG    EventLogMask;
} IPX_GLOBAL_INFO, *PIPX_GLOBAL_INFO;

typedef struct _IPX_IF_INFO {
    ULONG    AdministratorState;
    ULONG    NetbiosAccept;      //
    ULONG    NetbiosDeliver;    // Deliver Netbios broadcast packets
} IPX_IF_INFO, *PIPX_IF_INFO;

typedef struct _IPXWAN_IF_INFO {
    ULONG    Adminstate;
} IPXWAN_IF_INFO, *PIPXWAN_IF_INFO;

typedef struct _IPX_STATIC_ROUTE_INFO {
    union {
        ULONG DwordAlign;
        UCHAR Network[4];
    };
    USHORT TickCount;
    USHORT HopCount;
    UCHAR NextHopMacAddress[6];
} IPX_STATIC_ROUTE_INFO, *PIPX_STATIC_ROUTE_INFO;

```



```
typedef IPX_SERVER_ENTRY IPX_STATIC_SERVICE_INFO, *PIPX_STATIC_SERVICE_INFO;
```

```
typedef struct _IPX_SERVER_ENTRY  
{  
    USHORT Type;  
    UCHAR Name[48];  
    UCHAR Network[4];  
    UCHAR Node[6];  
    UCHAR Socket[2];  
    USHORT HopCount;  
} IPX_SERVER_ENTRY, *PIPX_SERVER_ENTRY;
```

```
typedef struct _IPX_STATIC_NETBIOS_NAME_INFO {  
    union {  
        ULONG DwordAlign;  
        UCHAR Name[16];  
    };  
} IPX_STATIC_NETBIOS_NAME_INFO, *PIPX_STATIC_NETBIOS_NAME_INFO;
```

```
#define MAX_ADAPTOR_NAME_LEN 48
```

```
typedef struct _IPX_ADAPTER_INFO {  
    ULONG PacketType;  
    WCHAR AdapterName[MAX_ADAPTOR_NAME_LEN];  
} IPX_ADAPTER_INFO, *PIPX_ADAPTER_INFO;
```

```
typedef struct _IPX_TRAFFIC_FILTER_GLOBAL_INFO {  
    ULONG FilterAction;  
} IPX_TRAFFIC_FILTER_GLOBAL_INFO, *PIPX_TRAFFIC_FILTER_GLOBAL_INFO;
```

```
typedef struct _IPX_TRAFFIC_FILTER_INFO {  
    ULONG FilterDefinition;  
    UCHAR DestinationNetwork[4];  
    UCHAR DestinationNetworkMask[4];  
    UCHAR DestinationNode[6];  
    UCHAR DestinationSocket[2];  
    UCHAR SourceNetwork[4];  
    UCHAR SourceNetworkMask[4];  
    UCHAR SourceNode[6];  
    UCHAR SourceSocket[2];  
    UCHAR PacketType;  
} IPX_TRAFFIC_FILTER_INFO, *PIPX_TRAFFIC_FILTER_INFO;
```

```
typedef struct _IF_TABLE_INDEX {  
    ULONG InterfaceIndex;  
} IF_TABLE_INDEX, *PIF_TABLE_INDEX;
```

```
typedef struct _ROUTING_TABLE_INDEX {  
    UCHAR Network[4];  
} ROUTING_TABLE_INDEX, *PROUTING_TABLE_INDEX;
```

```

typedef struct _STATIC_ROUTES_TABLE_INDEX {
    ULONG InterfaceIndex;
    UCHAR Network[4];
} STATIC_ROUTES_TABLE_INDEX, *PSTATIC_ROUTES_TABLE_INDEX;

typedef struct _SERVICES_TABLE_INDEX {
    USHORT ServiceType;
    UCHAR ServiceName[48];
} SERVICES_TABLE_INDEX, *PSERVICES_TABLE_INDEX;

typedef struct _STATIC_SERVICES_TABLE_INDEX {
    ULONG InterfaceIndex;
    USHORT ServiceType;
    UCHAR ServiceName[48];
} STATIC_SERVICES_TABLE_INDEX, *PSTATIC_SERVICES_TABLE_INDEX;

typedef union _IPX_MIB_INDEX {
    IF_TABLE_INDEX InterfaceTableIndex;
    ROUTING_TABLE_INDEX RoutingTableIndex;
    STATIC_ROUTES_TABLE_INDEX StaticRoutesTableIndex;
    SERVICES_TABLE_INDEX ServicesTableIndex;
    STATIC_SERVICES_TABLE_INDEX StaticServicesTableIndex;
} IPX_MIB_INDEX, *PIPX_MIB_INDEX;

typedef struct _IPX_MIB_GET_INPUT_DATA {
    ULONG TableId;
    IPX_MIB_INDEX MibIndex;
} IPX_MIB_GET_INPUT_DATA, *PIPX_MIB_GET_INPUT_DATA;

typedef struct _IPXMIB_BASE {
    ULONG OperState;
    UCHAR PrimaryNetNumber[4];
    UCHAR Node[6];
    UCHAR SysName[48];
    ULONG MaxPathSplits;
    ULONG IfCount;
    ULONG DestCount;
    ULONG ServCount;
} IPXMIB_BASE, *PIPXMIB_BASE;

typedef struct _IPX_IF_STATS {
    ULONG IfOperState;
    ULONG MaxPacketSize;
    ULONG InHdrErrors;
    ULONG InFiltered;
    ULONG InNoRoutes;
    ULONG InDiscards;
    ULONG InDelivers;
    ULONG OutFiltered;
    ULONG OutDiscards;
    ULONG OutDelivers;
    ULONG NetbiosReceived;
    ULONG NetbiosSent;
} IPX_IF_STATS, *PIPX_IF_STATS;

typedef struct _IPX_INTERFACE {

```

```

        ULONG      InterfaceIndex;
        ULONG      AdministratorState;
        ULONG      AdapterIndex;
        UCHAR      InterfaceName[48];
        ULONG      InterfaceType;
        ULONG      MediaType;
        UCHAR      NetNumber[4];
        UCHAR      MacAddress[6];
        ULONG      Delay;
        ULONG      Throughput;
        ULONG      NetbiosAccept;
        ULONG      NetbiosDeliver;
        ULONG      EnableIpxWanNegotiation;
        IPX_IF_STATS  IfStats;
    } IPX_INTERFACE, *PIPX_INTERFACE;

typedef struct _IPX_ROUTE {
    ULONG InterfaceIndex;
    ULONG Protocol;
    UCHAR Network[4];
    USHORT TickCount;
    USHORT HopCount;
    UCHAR NextHopMacAddress[6];
    ULONG Flags;
} IPX_ROUTE, *PIPX_ROUTE;

typedef struct _IPX_SERVICE
{
    ULONG      InterfaceIndex;
    ULONG      Protocol;
    IPX_SERVER_ENTRY Server;
} IPX_SERVICE, *PIPX_SERVICE;

typedef union _IPX_MIB_ROW {
    IPX_INTERFACE Interface;
    IPX_ROUTE Route;
    IPX_SERVICE Service;
} IPX_MIB_ROW, *PIPX_MIB_ROW;

typedef struct _IPX_MIB_SET_INPUT_DATA {
    ULONG TableId;
    IPX_MIB_ROW MibRow;
} IPX_MIB_SET_INPUT_DATA, *PIPX_MIB_SET_INPUT_DATA;

typedef struct _SAP_SERVICE_FILTER_INFO {
    union {
        USHORT      ServiceType;
        ULONG      ServiceType_align; // Ensures alignment
    };
    UCHAR      ServiceName[48];
} SAP_SERVICE_FILTER_INFO, *PSAP_SERVICE_FILTER_INFO;

typedef struct _SAP_IF_FILTERS {
    ULONG      SupplyFilterAction;
    ULONG      SupplyFilterCount;
    ULONG      ListenFilterAction;
    ULONG      ListenFilterCount;
    SAP_SERVICE_FILTER_INFO ServiceFilter[1];
} SAP_IF_FILTERS, *PSAP_IF_FILTERS;

```

```

typedef struct _SAP_IF_INFO {
    ULONG    AdminState;
    ULONG    UpdateMode;
    ULONG    PacketType;
    ULONG    Supply;
    ULONG    Listen;
    ULONG    GetNearestServerReply;
    ULONG    PeriodicUpdateInterval;
    ULONG    AgeIntervalMultiplier;
} SAP_IF_INFO, *PSAP_IF_INFO;

typedef struct _SAP_IF_CONFIG {
    SAP_IF_INFO    SapIfInfo;
    SAP_IF_FILTERS SapIfFilters;
} SAP_IF_CONFIG, *PSAP_IF_CONFIG;

typedef struct _SAP_MIB_BASE {
    ULONG    SapOperState;
} SAP_MIB_BASE, *PSAP_MIB_BASE;

typedef struct _SAP_IF_STATS {
    ULONG    SapIfOperState;
    ULONG    SapIfInputPackets;
    ULONG    SapIfOutputPackets;
} SAP_IF_STATS, *PSAP_IF_STATS;

typedef struct _SAP_INTERFACE {
    ULONG    InterfaceIndex;
    SAP_IF_INFO    SapIfInfo;
    SAP_IF_STATS    SapIfStats;
} SAP_INTERFACE, *PSAP_INTERFACE;

typedef struct _SAP_MIB_GET_INPUT_DATA {
    ULONG TableId;
    ULONG InterfaceIndex;
} SAP_MIB_GET_INPUT_DATA, *PSAP_MIB_GET_INPUT_DATA;

typedef struct _SAP_MIB_SET_INPUT_DATA {
    ULONG TableId;
    SAP_INTERFACE SapInterface;
} SAP_MIB_SET_INPUT_DATA, *PSAP_MIB_SET_INPUT_DATA;

typedef struct _RIPMIB_BASE {
    ULONG RIPOperState;
} RIPMIB_BASE, *PRIPMIB_BASE;

typedef struct _RIP_IF_STATS {
    ULONG    RipIfOperState;
    ULONG    RipIfInputPackets;
}

```

```

        ULONG    RipIfOutputPackets;
    } RIP_IF_STATS, *PRIP_IF_STATS;

typedef struct _RIP_IF_INFO {
    ULONG    AdminState;
    ULONG    UpdateMode;
    ULONG    PacketType;
    ULONG    Supply;
    ULONG    Listen;
    ULONG    PeriodicUpdateInterval;
    ULONG    AgeIntervalMultiplier;
} RIP_IF_INFO, *PRIP_IF_INFO;

typedef struct _RIP_INTERFACE {
    ULONG    InterfaceIndex;
    RIP_IF_INFO    RipIfInfo;
    RIP_IF_STATS    RipIfStats;
} RIP_INTERFACE, *PRIP_INTERFACE;

typedef struct _RIP_MIB_GET_INPUT_DATA {
    ULONG    TableId;
    ULONG    InterfaceIndex;
} RIP_MIB_GET_INPUT_DATA, *PRIP_MIB_GET_INPUT_DATA;

typedef struct _RIP_MIB_SET_INPUT_DATA {
    ULONG    TableId;
    RIP_INTERFACE    RipInterface;
} RIP_MIB_SET_INPUT_DATA, *PRIP_MIB_SET_INPUT_DATA;

typedef struct _EAPTLS_HASH
{
    DWORD    cbHash;
    BYTE    pbHash[20];
} EAPTLS_HASH;

typedef struct _EAPTLS_USER_PROPERTIES
{
    DWORD    reserved;
    DWORD    dwVersion;
    DWORD    dwSize;
    DWORD    fFlags;
    EAPTLS_HASH    Hash;
    WCHAR*    pwszDiffUser;
    DWORD    dwPinOffset;
    WCHAR*    pwszPin;
    USHORT    usLength;
    USHORT    usMaximumLength;
    UCHAR    ucSeed;
    WCHAR    awszString[1];
} EAPTLS_USER_PROPERTIES;

typedef struct _IPBOOTP_GLOBAL_CONFIG {
    DWORD    GC_LoggingLevel;
    DWORD    GC_MaxRecvQueueSize;
    DWORD    GC_ServerCount;
} IPBOOTP_GLOBAL_CONFIG, *PIPBOOTP_GLOBAL_CONFIG;

```

```

typedef struct _IPBOOTP_IF_CONFIG {
    DWORD    IC_State;
    DWORD    IC_RelayMode;
    DWORD    IC_MaxHopCount;
    DWORD    IC_MinSecondsSinceBoot;
} IPBOOTP_IF_CONFIG, *PIPBOOTP_IF_CONFIG;

typedef struct _IPBOOTP_MIB_GET_INPUT_DATA {
    DWORD    IMGID_TypeID;
    DWORD    IMGID_IfIndex;
} IPBOOTP_MIB_GET_INPUT_DATA, *PIPBOOTP_MIB_GET_INPUT_DATA;

typedef struct _IPBOOTP_MIB_GET_OUTPUT_DATA {
    DWORD    IMGOD_TypeID;
    DWORD    IMGOD_IfIndex;
    BYTE     IMGOD_Buffer[1];
} IPBOOTP_MIB_GET_OUTPUT_DATA, *PIPBOOTP_MIB_GET_OUTPUT_DATA;

typedef struct _IPBOOTP_IF_STATS {
    DWORD    IS_State;
    DWORD    IS_SendFailures;
    DWORD    IS_ReceiveFailures;
    DWORD    IS_ArpUpdateFailures;
    DWORD    IS_RequestsReceived;
    DWORD    IS_RequestsDiscarded;
    DWORD    IS_RepliesReceived;
    DWORD    IS_RepliesDiscarded;
} IPBOOTP_IF_STATS, *PIPBOOTP_IF_STATS;

typedef struct _IPBOOTP_IF_BINDING {
    DWORD    IB_State;
    DWORD    IB_AddrCount;
} IPBOOTP_IF_BINDING, *PIPBOOTP_IF_BINDING;

typedef struct _IPBOOTP_IP_ADDRESS {
    DWORD    IA_Address;
    DWORD    IA_Netmask;
} IPBOOTP_IP_ADDRESS, *PIPBOOTP_IP_ADDRESS;

typedef struct _DHCPV6R_MIB_GET_OUTPUT_DATA {
    DWORD    IMGOD_TypeID; // Type of the data received
    DWORD    IMGOD_IfIndex;
    BYTE     IMGOD_Buffer[1];
} DHCPV6R_MIB_GET_OUTPUT_DATA, *PDHCPV6R_MIB_GET_OUTPUT_DATA;

typedef struct _DHCPV6R_IF_STATS {
    DWORD    IS_State;
    DWORD    IS_SendFailures;
    DWORD    IS_ReceiveFailures;
    DWORD    IS_RequestsReceived;
    DWORD    IS_RequestsDiscarded;
    DWORD    IS_RepliesReceived;
    DWORD    IS_RepliesDiscarded;
} DHCPV6R_IF_STATS, *PDHCPV6R_IF_STATS;

typedef struct _DHCPV6R_MIB_GET_INPUT_DATA {
    DWORD    IMGID_TypeID; // Type of the data to get
    DWORD    IMGID_IfIndex;
} DHCPV6R_MIB_GET_INPUT_DATA, *PDHCPV6R_MIB_GET_INPUT_DATA;

typedef struct _DHCPV6R_GLOBAL_CONFIG {
    DWORD    GC_LoggingLevel;
    DWORD    GC_MaxRecvQueueSize;
    DWORD    GC_ServerCount;
} DHCPV6R_GLOBAL_CONFIG, *PDHCPV6R_GLOBAL_CONFIG;

typedef struct _DHCPV6R_IF_CONFIG {
    DWORD    IC_State;
    DWORD    IC_RelayMode;

```

```

        DWORD        IC_MaxHopCount;
        DWORD        IC_MinElapsedTime;
    } DHCPV6R_IF_CONFIG, *PDHCPV6R_IF_CONFIG;

typedef struct _IPRIP_MIB_GET_INPUT_DATA {
    DWORD        IMGID_TypeID;
    union {
        DWORD        IMGID_IfIndex;
        DWORD        IMGID_PeerAddress;
    };
} IPRIP_MIB_GET_INPUT_DATA, *PIPRIP_MIB_GET_INPUT_DATA;

typedef struct _IPRIP_MIB_GET_OUTPUT_DATA {
    DWORD        IMGOD_TypeID;
    union {
        DWORD        IMGOD_IfIndex;
        DWORD        IMGOD_PeerAddress;
    };
    BYTE        IMGOD_Buffer[1];
} IPRIP_MIB_GET_OUTPUT_DATA, *PIPRIP_MIB_GET_OUTPUT_DATA;

typedef struct _IPRIP_GLOBAL_STATS {
    DWORD        GS_SystemRouteChanges;
    DWORD        GS_TotalResponsesSent;
} IPRIP_GLOBAL_STATS, *PIPRIP_GLOBAL_STATS;

typedef struct _IPRIP_GLOBAL_CONFIG {
    DWORD        GC_LoggingLevel;
    DWORD        GC_MaxRecvQueueSize;
    DWORD        GC_MaxSendQueueSize;
    DWORD        GC_MinTriggeredUpdateInterval;
    DWORD        GC_PeerFilterMode;
    DWORD        GC_PeerFilterCount;
} IPRIP_GLOBAL_CONFIG, *PIPRIP_GLOBAL_CONFIG;

typedef struct _IPRIP_IF_STATS {
    DWORD        IS_State;
    DWORD        IS_SendFailures;
    DWORD        IS_ReceiveFailures;
    DWORD        IS_RequestsSent;
    DWORD        IS_RequestsReceived;
    DWORD        IS_ResponsesSent;
    DWORD        IS_ResponsesReceived;
    DWORD        IS_BadResponsePacketsReceived;
    DWORD        IS_BadResponseEntriesReceived;
    DWORD        IS_TriggeredUpdatesSent;
} IPRIP_IF_STATS, *PIPRIP_IF_STATS;

typedef struct _IPRIP_IF_CONFIG {
    DWORD        IC_State;
    DWORD        IC_Metric;
    DWORD        IC_UpdateMode;
    DWORD        IC_AcceptMode;
    DWORD        IC_AnnounceMode;
    DWORD        IC_ProtocolFlags;
    DWORD        IC_RouteExpirationInterval;
    DWORD        IC_RouteRemovalInterval;
    DWORD        IC_FullUpdateInterval;
    DWORD        IC_AuthenticationType;
    BYTE        IC_AuthenticationKey[ 16];
    WORD        IC_RouteTag;
    DWORD        IC_UnicastPeerMode;
    DWORD        IC_AcceptFilterMode;
    DWORD        IC_AnnounceFilterMode;
    DWORD        IC_UnicastPeerCount;
    DWORD        IC_AcceptFilterCount;
    DWORD        IC_AnnounceFilterCount;
} IPRIP_IF_CONFIG, *PIPRIP_IF_CONFIG;

typedef struct _IPRIP_ROUTE_FILTER {

```

```

        DWORD        RF_LoAddress;
        DWORD        RF_HiAddress;
    } IPRIP_ROUTE_FILTER, *PIPRIP_ROUTE_FILTER;

typedef struct _IPRIP_IF_BINDING {
    DWORD        IB_State;
    DWORD        IB_AddrCount;
} IPRIP_IF_BINDING, *PIPRIP_IF_BINDING;

typedef struct _IPRIP_IP_ADDRESS {
    DWORD        IA_Address;
    DWORD        IA_Netmask;
} IPRIP_IP_ADDRESS, *PIPRIP_IP_ADDRESS;

typedef struct _IPRIP_PEER_STATS {
    DWORD        PS_LastPeerRouteTag;
    DWORD        PS_LastPeerUpdateTickCount;
    DWORD        PS_LastPeerUpdateVersion;
    DWORD        PS_BadResponsePacketsFromPeer;
    DWORD        PS_BadResponseEntriesFromPeer;
} IPRIP_PEER_STATS, *PIPRIP_PEER_STATS;

typedef struct _IGMP_MIB_GROUP_SOURCE_INFO_V3 {
    DWORD        Source;
    DWORD        SourceExpiryTime;    //not valid for exclusion mode
    DWORD        SourceUpTime;
    DWORD        Flags;
} IGMP_MIB_GROUP_SOURCE_INFO_V3, *PIGMP_MIB_GROUP_SOURCE_INFO_V3;

typedef struct _IGMP_MIB_GET_INPUT_DATA {
    DWORD        TypeId;
    USHORT       Flags;
    USHORT       Signature;
    DWORD        IfIndex;
    DWORD        RasClientAddr;
    DWORD        GroupAddr;
    DWORD        Count;
} IGMP_MIB_GET_INPUT_DATA, *PIGMP_MIB_GET_INPUT_DATA;

typedef struct _IGMP_MIB_GET_OUTPUT_DATA {
    DWORD        TypeId;
    DWORD        Flags; //IGMP_ENUM_FORMAT_IGMPV3 set if v3 struct
    DWORD        Count;
    BYTE         Buffer[1];
} IGMP_MIB_GET_OUTPUT_DATA, *PIGMP_MIB_GET_OUTPUT_DATA;

typedef struct _IGMP_MIB_GLOBAL_CONFIG {
    DWORD        Version;
    DWORD        LoggingLevel;
    DWORD        RasClientStats;
} IGMP_MIB_GLOBAL_CONFIG, *PIGMP_MIB_GLOBAL_CONFIG;

typedef struct _IGMP_MIB_GLOBAL_STATS {
    DWORD        CurrentGroupMemberships;
    DWORD        GroupMembershipsAdded;
} IGMP_MIB_GLOBAL_STATS, *PIGMP_MIB_GLOBAL_STATS;

typedef struct _IGMP_MIB_IF_BINDING {
    DWORD        IfIndex;
    DWORD        IfType;
    DWORD        State;
    DWORD        AddrCount;
} IGMP_MIB_IF_BINDING, *PIGMP_MIB_IF_BINDING;

typedef struct _IGMP_MIB_IF_CONFIG {
    DWORD        Version;
    DWORD        IfIndex; //read only:index
    DWORD        IpAddr; //read only
    DWORD        IfType; //read only

```



```

    DWORD    Flags;
    DWORD    IgmpProtocolType;
    DWORD    RobustnessVariable;
    DWORD    StartupQueryInterval;
    DWORD    StartupQueryCount;
    DWORD    GenQueryInterval;
    DWORD    GenQueryMaxResponseTime;
    DWORD    LastMemQueryInterval;
    DWORD    LastMemQueryCount;
    DWORD    OtherQuerierPresentInterval; //read only
    DWORD    GroupMembershipTimeout;     //read only
    DWORD    NumStaticGroups;
} IGMP_MIB_IF_CONFIG, *PIGMP_MIB_IF_CONFIG;

typedef struct _IGMP_MIB_IF_GROUPS_LIST {
    DWORD    IfIndex;
    DWORD    IpAddr;
    DWORD    IfType;
    DWORD    NumGroups;
    BYTE    Buffer[1];
} IGMP_MIB_IF_GROUPS_LIST, *PIGMP_MIB_IF_GROUPS_LIST;

typedef struct _IGMP_MIB_GROUP_INFO {
    union {
        DWORD    IfIndex;
        DWORD    GroupAddr;
    };
    DWORD    IpAddr;
    DWORD    GroupUpTime;
    DWORD    GroupExpiryTime;
    DWORD    LastReporter;
    DWORD    V1HostPresentTimeLeft;
    DWORD    Flags;
} IGMP_MIB_GROUP_INFO, *PIGMP_MIB_GROUP_INFO;

typedef struct _IGMP_MIB_IF_STATS {
    DWORD    IfIndex; // same as in MIB_IF_CONFIG
    DWORD    IpAddr;  // same as in MIB_IF_CONFIG
    DWORD    IfType;  // same as in MIB_IF_CONFIG
    BYTE    State;    // bound/enabled
    BYTE    QuerierState; // (not)querier
    DWORD    IgmpProtocolType; // router/proxy, and ver(1/2/3)
    DWORD    QuerierIpAddr;
    DWORD    ProxyIfIndex; // IfIndex of proxy(req by mib)
    DWORD    QuerierPresentTimeLeft;
    DWORD    LastQuerierChangeTime;
    DWORD    V1QuerierPresentTimeLeft; //obsolete
    DWORD    Uptime; // seconds it has been activated
    DWORD    TotalIgmpPacketsReceived;
    DWORD    TotalIgmpPacketsForRouter;
    DWORD    GeneralQueriesReceived;
    DWORD    WrongVersionQueries;
    DWORD    JoinsReceived;
    DWORD    LeavesReceived;
    DWORD    CurrentGroupMemberships;
    DWORD    GroupMembershipsAdded;
    DWORD    WrongChecksumPackets;
    DWORD    ShortPacketsReceived;
    DWORD    LongPacketsReceived;
    DWORD    PacketsWithoutRtrAlert;
} IGMP_MIB_IF_STATS, *PIGMP_MIB_IF_STATS;

typedef struct _IGMP_MIB_GROUP_IFS_LIST {
    DWORD    GroupAddr;
    DWORD    NumInterfaces;
    BYTE    Buffer[1];
} IGMP_MIB_GROUP_IFS_LIST, *PIGMP_MIB_GROUP_IFS_LIST;

typedef struct _IGMP_MIB_GROUP_INFO_V3
{

```

```

union {
    DWORD      IfIndex;
    DWORD      GroupAddr;
};
DWORD      IpAddr;
DWORD      GroupUpTime;
DWORD      GroupExpiryTime;

DWORD      LastReporter;
DWORD      V1HostPresentTimeLeft;
DWORD      Flags;

//v3 additions
DWORD      Version; //1/2/3
DWORD      Size; //size of this struct
DWORD      FilterType; //EXCLUSION/INCLUSION
DWORD      V2HostPresentTimeLeft;
DWORD      NumSources;
//IGMP_MIB_GROUP_SOURCE_INFO_V3      Sources[0];
} IGMP_MIB_GROUP_INFO_V3, *PIGMP_MIB_GROUP_INFO_V3;

typedef struct _INTERFACE_ROUTE_ENTRY
{
    DWORD      dwIndex;
    INTERFACE_ROUTE_INFO      routeInfo;
}INTERFACE_ROUTE_ENTRY, *PINTERFACE_ROUTE_ENTRY;

typedef struct _IP_NAT_MIB_QUERY {
    ULONG      Oid;
    union {
        ULONG      Index;
        UCHAR      Data;
    };
} IP_NAT_MIB_QUERY, *PIP_NAT_MIB_QUERY;

typedef enum _IP_NAT_DIRECTION {
    NatInboundDirection = 0,
    NatOutboundDirection
} IP_NAT_DIRECTION, *PIP_NAT_DIRECTION;

typedef struct _IP_NAT_SESSION_MAPPING {
    UCHAR      Protocol; // see NAT_PROTOCOL_* above
    ULONG      PrivateAddress;
    USHORT      PrivatePort;
    ULONG      PublicAddress;
    USHORT      PublicPort;
    ULONG      RemoteAddress;
    USHORT      RemotePort;
    IP_NAT_DIRECTION      Direction;
    ULONG      IdleTime; // in seconds
} IP_NAT_SESSION_MAPPING, *PIP_NAT_SESSION_MAPPING;

typedef struct _IP_NAT_ENUMERATE_SESSION_MAPPINGS {
    IN ULONG      Index;
    IN OUT ULONG      EnumerateContext[4];
    OUT ULONG      EnumerateCount;
    OUT ULONG      EnumerateTotalHint;
    OUT IP_NAT_SESSION_MAPPING      EnumerateTable[1];
} IP_NAT_ENUMERATE_SESSION_MAPPINGS, *PIP_NAT_ENUMERATE_SESSION_MAPPINGS;

typedef struct _IP_NAT_INTERFACE_STATISTICS {
    OUT ULONG      TotalMappings;
    OUT ULONG      InboundMappings;
    OUT ULONG64      BytesForward;
    OUT ULONG64      BytesReverse;
    OUT ULONG64      PacketsForward;
    OUT ULONG64      PacketsReverse;
    OUT ULONG64      RejectsForward;
    OUT ULONG64      RejectsReverse;
}

```

```

} IP_NAT_INTERFACE_STATISTICS, *PIP_NAT_INTERFACE_STATISTICS;

typedef struct _IP_DNS_PROXY_MIB_QUERY {
    ULONG Oid;
    union {
        ULONG Index;
        UCHAR Data;
    };
} IP_DNS_PROXY_MIB_QUERY, *PIP_DNS_PROXY_MIB_QUERY;

typedef struct _IP_DNS_PROXY_STATISTICS {
    ULONG MessagesIgnored;
    ULONG QueriesReceived;
    ULONG ResponsesReceived;
    ULONG QueriesSent;
    ULONG ResponsesSent;
} IP_DNS_PROXY_STATISTICS, *PIP_DNS_PROXY_STATISTICS;

typedef struct _IP_AUTO_DHCP_MIB_QUERY {
    ULONG Oid;
    union {
        ULONG Index;
        UCHAR Data;
    };
    ULONG Reserved;
} IP_AUTO_DHCP_MIB_QUERY, *PIP_AUTO_DHCP_MIB_QUERY;

typedef struct _IP_AUTO_DHCP_STATISTICS {
    ULONG MessagesIgnored;
    ULONG BootpOffersSent;
    ULONG DiscoversReceived;
    ULONG InformsReceived;
    ULONG OffersSent;
    ULONG RequestsReceived;
    ULONG AcksSent;
    ULONG NaksSent;
    ULONG DeclinesReceived;
    ULONG ReleasesReceived;
} IP_AUTO_DHCP_STATISTICS, *PIP_AUTO_DHCP_STATISTICS;

typedef struct _MIB_DA_MSG {
    UINT32 op_code; /* IN: MIB manager operation code */
    UINT32 ret_code; /* OUT: MIB manager return code */
    UINT32 in_snmp_id[44]; /* IN: SNMP ID array (get_next) */
    UINT32 obj_id[17]; /* IN: object ID array (get, set) */
    UINT32 attr_id; /* IN: attribute ID (set) */
    UINT32 inst_id[23]; /* IN: instance ID array (get, set) */
    UINT32 next_snmp_id[44]; /* OUT: SNMP ID array (get_next) */
    UINT32 creator; /* OUT: creator of instance (get, get_next) */
    UINT32 attr_type; /* OUT: for resolveVarBind */
    UINT32 inst_cnt; /* OUT: # of insts for caching (get_next) */
    UINT32 map_flag; /* IN: flag - is this request mapped? */
    ULONG_PTR data[32]; /* IN: attribute value (set) */
    /* OUT: entire record (get, get_next) */
} MIB_DA_MSG;

typedef struct _IP_AUTO_DHCP_GLOBAL_INFO {
    ULONG LoggingLevel;
    ULONG Flags;
    ULONG LeaseTime;
    ULONG ScopeNetwork;
    ULONG ScopeMask;
    ULONG ExclusionCount;
    ULONG ExclusionArray;
} IP_AUTO_DHCP_GLOBAL_INFO, *PIP_AUTO_DHCP_GLOBAL_INFO;

typedef struct _IP_AUTO_DHCP_INTERFACE_INFO {

```

```

        ULONG Flags;
    } IP_AUTO_DHCP_INTERFACE_INFO, *PIP_AUTO_DHCP_INTERFACE_INFO;

typedef struct _IP_DNS_PROXY_GLOBAL_INFO {
    ULONG LoggingLevel;
    ULONG Flags;
    ULONG TimeoutSeconds;
} IP_DNS_PROXY_GLOBAL_INFO, *PIP_DNS_PROXY_GLOBAL_INFO;

typedef struct _IP_DNS_PROXY_INTERFACE_INFO {
    ULONG Flags;
} IP_DNS_PROXY_INTERFACE_INFO, *PIP_DNS_PROXY_INTERFACE_INFO;

typedef struct _IP_NAT_GLOBAL_INFO {
    ULONG LoggingLevel; // see IPNATHLP.H (IPNATHLP_LOGGING_*).
    ULONG Flags;
    RTR_INFO_BLOCK_HEADER Header;
} IP_NAT_GLOBAL_INFO, *PIP_NAT_GLOBAL_INFO;

typedef struct _IP_NAT_TIMEOUT {
    ULONG TCPTimeoutSeconds;
    ULONG UDPTimeoutSeconds;
} IP_NAT_TIMEOUT, *PIP_NAT_TIMEOUT;

typedef struct _IP_NAT_INTERFACE_INFO {
    ULONG Index;
    ULONG Flags;
    RTR_INFO_BLOCK_HEADER Header;
} IP_NAT_INTERFACE_INFO, *PIP_NAT_INTERFACE_INFO;

typedef struct _IP_NAT_ADDRESS_RANGE {
    ULONG StartAddress;
    ULONG EndAddress;
    ULONG SubnetMask;
} IP_NAT_ADDRESS_RANGE, *PIP_NAT_ADDRESS_RANGE;

typedef struct _IP_NAT_PORT_MAPPING {
    UCHAR Protocol;
    USHORT PublicPort;
    ULONG PublicAddress; // OPTIONAL - see IP_NAT_ADDRESS_UNSPECIFIED
    USHORT PrivatePort;
    ULONG PrivateAddress;
} IP_NAT_PORT_MAPPING, *PIP_NAT_PORT_MAPPING;

typedef struct _IP_NAT_ADDRESS_MAPPING {
    ULONG PrivateAddress;
    ULONG PublicAddress;
    BOOLEAN AllowInboundSessions;
} IP_NAT_ADDRESS_MAPPING, *PIP_NAT_ADDRESS_MAPPING;

typedef struct IP_ALG_GLOBAL_INFO {
    ULONG LoggingLevel;
    ULONG Flags;
} IP_ALG_GLOBAL_INFO, *PIP_ALG_GLOBAL_INFO;

typedef struct _RIP_GLOBAL_INFO {
    DWORD EventLogMask;
} RIP_GLOBAL_INFO,
*PRIP_GLOBAL_INFO;

typedef struct _RIP_ROUTE_FILTER_INFO {
    UCHAR Network[4];
    UCHAR Mask[4];
} RIP_ROUTE_FILTER_INFO,
*PRIP_ROUTE_FILTER_INFO;

typedef struct _RIP_IF_FILTERS {
    ULONG SupplyFilterAction;

```

```

        ULONG          SupplyFilterCount;
        ULONG          ListenFilterAction;
        ULONG          ListenFilterCount;
        RIP_ROUTE_FILTER_INFO  RouteFilter[1];
} RIP_IF_FILTERS,
*PRIP_IF_FILTERS;

typedef struct _RIP_IF_CONFIG {
    RIP_IF_INFO      RipIfInfo;
    RIP_IF_FILTERS  RipIfFilters;
} RIP_IF_CONFIG,
*PRIP_IF_CONFIG;

typedef struct _SAP_GLOBAL_INFO {
    DWORD          EventLogMask;
} SAP_GLOBAL_INFO,
*PSAP_GLOBAL_INFO;

typedef struct _OSPF_ROUTE_FILTER
{
    DWORD          dwAddress;
    DWORD          dwMask;
}OSPF_ROUTE_FILTER, *POSPF_ROUTE_FILTER;

typedef enum _OSPF_FILTER_ACTION
{
    ACTION_DROP = 0,
    ACTION_ACCEPT = 1
}OSPF_FILTER_ACTION, *POSPF_FILTER_ACTION;

typedef struct _OSPF_ROUTE_FILTER_INFO
{
    DWORD          type;
    OSPF_FILTER_ACTION  ofaActionOnMatch;
    DWORD          dwNumFilters;
    OSPF_ROUTE_FILTER  pFilters[1];
}OSPF_ROUTE_FILTER_INFO, *POSPF_ROUTE_FILTER_INFO;

typedef struct _OSPF_PROTO_FILTER_INFO
{
    DWORD          type;
    OSPF_FILTER_ACTION  ofaActionOnMatch;
    DWORD          dwNumProtoIds;
    DWORD          pdwProtoId[1];
}OSPF_PROTO_FILTER_INFO, *POSPF_PROTO_FILTER_INFO;

typedef struct _OSPF_GLOBAL_PARAM
{
    DWORD          type;
    DWORD          create;
    DWORD          enable;
    DWORD          routerId;
    DWORD          ASBrdrRtr;
    DWORD          logLevel;
}OSPF_GLOBAL_PARAM, *POSPF_GLOBAL_PARAM;

typedef struct _OSPF_AREA_PARAM
{
    DWORD          type;
    DWORD          create;
    DWORD          enable;
    DWORD          areaId;
    DWORD          authType;
    DWORD          importASExtern;
    DWORD          stubMetric;
    DWORD          importSumAdv;
}OSPF_AREA_PARAM, *POSPF_AREA_PARAM;

typedef struct _OSPF_AREA_RANGE_PARAM
{

```

```

        DWORD    type;
        DWORD    create;
        DWORD    enable;
        DWORD    areaId;
        DWORD    rangeNet;
        DWORD    rangeMask;
}OSPF_AREA_RANGE_PARAM, *POSPF_AREA_RANGE_PARAM;

typedef struct _OSPF_VIRT_INTERFACE_PARAM
{
    DWORD    type;
    DWORD    create;
    DWORD    enable;
    DWORD    transitAreaId;
    DWORD    virtNeighborRouterId;
    DWORD    transitDelay;
    DWORD    retransInterval;
    DWORD    helloInterval;
    DWORD    deadInterval;
    BYTE    password[8];
}OSPF_VIRT_INTERFACE_PARAM, *POSPF_VIRT_INTERFACE_PARAM;

typedef struct _OSPF_INTERFACE_PARAM
{
    DWORD    type;
    DWORD    create;
    DWORD    enable;
    DWORD    intfIpAddr;
    DWORD    intfSubnetMask;
    DWORD    areaId;
    DWORD    intfType;
    DWORD    routerPriority;
    DWORD    transitDelay;
    DWORD    retransInterval;
    DWORD    helloInterval;
    DWORD    deadInterval;
    DWORD    pollInterval;
    DWORD    metricCost;
    BYTE    password[8];
    DWORD    mtuSize;
}OSPF_INTERFACE_PARAM, *POSPF_INTERFACE_PARAM;

typedef struct _OSPF_NBMA_NEIGHBOR_PARAM
{
    DWORD    type;
    DWORD    create;
    DWORD    enable;
    DWORD    neighborIpAddr;
    DWORD    intfIpAddr;
    DWORD    neighborPriority;
}OSPF_NBMA_NEIGHBOR_PARAM, *POSPF_NBMA_NEIGHBOR_PARAM;

typedef enum _RASDEVICETYPE
{
    RDT_Modem = 0,
    RDT_X25,
    RDT_Isdn,
    RDT_Serial,
    RDT_FrameRelay,
    RDT_Atm,
    RDT_Sonet,
    RDT_Sw56,
    RDT_Tunnel_Pptp,
    RDT_Tunnel_L2tp,
    RDT_Irda,
    RDT_Parallel,
    RDT_Other,
    RDT_PPpoe,
    RDT_Tunnel_Sstp,

```

```

    RDT_Tunnel_Ikev2,
    RDT_Tunnel = 0x00010000,
    RDT_Direct = 0x00020000,
    RDT_Null_Modem = 0x00040000,
    RDT_Broadband = 0x00080000
} RASDEVICETYPE;

typedef enum _RASMAN_STATUS {
    OPEN = 0,
    CLOSED = 1,
    UNAVAILABLE = 2,
    REMOVED = 3
} RASMAN_STATUS;

typedef enum _ReqTypes {
    REQTYPE_PORTENUM= 21,
    REQTYPE_GETINFO= 22,
    REQTYPE_GETDEVCONFIG= 73,
    REQTYPE_SETDEVICECONFIGINFO= 94,
    REQTYPE_GETDEVICECONFIGINFO= 95,
    REQTYPE_GETCALLEDID= 105,
    REQTYPE_SETCALLEDID= 106,
    REQTYPE_GETNDISWANDRIVERCAPS= 111
} ReqTypes;

typedef enum _RASMAN_STATE {
    CONNECTING = 0,
    LISTENING = 1,
    CONNECTED = 2,
    DISCONNECTING = 3,
    DISCONNECTED = 4,
    LISTENCOMPLETED = 5,
} RASMAN_STATE;

typedef enum _RASMAN_DISCONNECT_TYPE {
    USER_REQUESTED = 0,
    REMOTE_DISCONNECTION = 1,
    HARDWARE_FAILURE = 2,
    NOT_DISCONNECTED = 3
} RASMAN_DISCONNECT_TYPE;

typedef enum _RASMAN_USAGE {
    CALL_NONE = 0x00,
    CALL_IN = 0x01,
    CALL_OUT = 0x02,
    CALL_ROUTER = 0x04,
    CALL_LOGON = 0x08,
    CALL_OUT_ONLY = 0x10,
    CALL_IN_ONLY = 0x20,
    CALL_OUTBOUND_ROUTER = 0x40
} RASMAN_USAGE;

typedef struct _RequestBuffer {
    DWORD RB_PCIndex;
    ReqTypes RB_Reqtype;
    DWORD RB_Dummy;
    DWORD RB_Done;
    LONGLONG Alignment;
    BYTE RB_Buffer[1];
} RequestBuffer;
typedef struct DeviceConfigInfo
{
    DWORD retcode;
    DWORD dwVersion;
    DWORD cbBuffer;
    DWORD cEntries;
    BYTE abdata[1];
} DeviceConfigInfo;
typedef struct _RAS_DEVICE_INFO

```

```

{
    DWORD          dwVersion;
    BOOL           fWrite;
    BOOL           fRasEnabled;
    BOOL           fRouterEnabled;
    BOOL           fRouterOutboundEnabled;
    DWORD          dwTapiLineId;
    DWORD          dwError;
    DWORD          dwNumEndPoints;
    DWORD          dwMaxOutCalls;
    DWORD          dwMaxInCalls;
    DWORD          dwMinWanEndPoints;
    DWORD          dwMaxWanEndPoints;
    RASDEVICETYPE eDeviceType;
    GUID           guidDevice;
    CHAR           szPortName[17];
    CHAR           szDeviceName[129];
    WCHAR          wszDeviceName[129];
} RAS_DEVICE_INFO, *PRAS_DEVICE_INFO;

typedef struct _RAS_CALLEDID_INFO
{
    DWORD          dwSize;
    BYTE           bCalledId[1];
} RAS_CALLEDID_INFO, *PRAS_CALLEDID_INFO;

typedef struct GetSetCalledId
{
    DWORD          retcode;
    BOOL           fWrite;
    DWORD          dwSize;
    GUID           guidDevice;
    RAS_DEVICE_INFO rdi;
    RAS_CALLEDID_INFO rciInfo;
} GetSetCalledId;

typedef struct _RAS_NDISWAN_DRIVER_INFO
{
    ULONG          DriverCaps;
    ULONG          Reserved;
} RAS_NDISWAN_DRIVER_INFO, *P_NDISWAN_DRIVER_INFO;

typedef struct GetNdiswanDriverCapsStruct
{
    DWORD          retcode;
    RAS_NDISWAN_DRIVER_INFO NdiswanDriverInfo;
} GetNdiswanDriverCapsStruct;

typedef struct GetDevConfigStruct
{
    DWORD          retcode;
    CHAR           devicetype[17];
    DWORD          size;
    BYTE           config[1];
} GetDevConfigStruct;

typedef struct Enum
{
    DWORD          retcode;
    DWORD          size;
    DWORD          entries;
    BYTE           buffer[1];
} Enum;

typedef struct _RASMAN_PORT_32 {
    DWORD P_Port;
    CHAR P_PortName[16];
    RASMAN_STATUS P_Status;
}

```



```

    RASDEVICETYPE P_rdtDeviceType;
    RASMAN_USAGE P_ConfiguredUsage;
    RASMAN_USAGE P_CurrentUsage;
    CHAR P_MediaName[16];
    CHAR P_DeviceType[16];
    CHAR P_DeviceName[129];
    DWORD P_LineDeviceId;
    DWORD P_AddressId;
} RASMAN_PORT_32;

typedef struct _RASMAN_INFO {
    RASMAN_STATUS RI_PortStatus;
    RASMAN_STATE RI_ConnState;
    DWORD RI_LinkSpeed;
    DWORD RI_LastError;
    RASMAN_USAGE RI_CurrentUsage;
    CHAR RI_DeviceTypeConnecting [16];
    CHAR RI_DeviceConnecting [129];
    CHAR RI_szDeviceType[16];
    CHAR RI_szDeviceName[129];
    CHAR RI_szPortName[17];
    RASMAN_DISCONNECT_TYPE RI_DisconnectType;
    DWORD RI_OwnershipFlag;
    DWORD RI_ConnectDuration;
    DWORD RI_BytesReceived;
    CHAR RI_Phonebook[261];
    CHAR RI_PhoneEntry[257];
    HANDLE RI_ConnectionHandle;
    DWORD RI_SubEntry;
    RASDEVICETYPE RI_rdtDeviceType;
    GUID RI_GuidEntry;
    DWORD RI_dwSessionId;
    DWORD RI_dwFlags;
    GUID RI_CorrelationGuid;
}RASMAN_INFO;

typedef struct Info
{
    union {
        DWORD retcode;
        HANDLE paddingField;
    };
    RASMAN_INFO info;
} Info;

#define RASRPC_MaxEntryName 256
#define RASRPC_MaxPortName 16
#define RASRPC_MaxDeviceName 128
#define RASRPC_MaxPhoneNumber 128
#define RASRPC_MAX_PATH 260

typedef struct _RASRPC_CALLBACKLIST
{
    WCHAR pszPortName[RASRPC_MaxPortName + 1];
    WCHAR pszDeviceName[RASRPC_MaxDeviceName + 1];
    WCHAR pszNumber[RASRPC_MaxPhoneNumber + 1];
    DWORD dwDeviceType;
    [unique] struct _RASRPC_CALLBACKLIST *pNext;
} RASRPC_CALLBACKLIST, *LPRASRPC_CALLBACKLIST;

typedef struct _RASRPC_STRINGLIST
{
    WCHAR psz[256];
    [unique] struct _RASRPC_STRINGLIST *pNext;
} RASRPC_STRINGLIST, *LPRASRPC_STRINGLIST;

typedef struct _RASRPC_LOCATIONLIST
{
    DWORD dwLocationId;

```

```

    DWORD iPrefix;
    DWORD iSuffix;
    [unique] struct _RASRPC_LOCATIONLIST *pNext;
} RASRPC_LOCATIONLIST, *LPRASRPC_LOCATIONLIST;

```

```

typedef struct _RASRPC_PBUSER
{
    BOOL fOperatorDial;
    BOOL fPreviewPhoneNumber;
    BOOL fUseLocation;
    BOOL fShowLights;
    BOOL fShowConnectStatus;
    BOOL fCloseOnDial;
    BOOL fAllowLogonPhonebookEdits;
    BOOL fAllowLogonLocationEdits;
    BOOL fSkipConnectComplete;
    BOOL fNewEntryWizard;
    DWORD dwRedialAttempts;
    DWORD dwRedialSeconds;
    DWORD dwIdleDisconnectSeconds;
    BOOL fRedialOnLinkFailure;
    BOOL fPopupOnTopWhenRedialing;
    BOOL fExpandAutoDialQuery;
    DWORD dwCallbackMode;
    [unique] LPRASRPC_CALLBACKLIST pCallbacks;
    WCHAR pszLastCallbackByCaller[129];
    DWORD dwPhonebookMode;
    WCHAR pszPersonalFile[260];
    WCHAR pszAlternatePath[260];
    [unique] LPRASRPC_STRINGLIST pPhonebooks;
    [unique] LPRASRPC_STRINGLIST pAreaCodes;
    BOOL fUseAreaAndCountry;
    [unique] LPRASRPC_STRINGLIST pPrefixes;
    [unique] LPRASRPC_STRINGLIST pSuffixes;
    [unique] LPRASRPC_LOCATIONLIST pLocations;
    DWORD dwXPhonebook;
    DWORD dwYPhonebook;
    WCHAR pszDefaultEntry[257];
    BOOL fInitialized;
    BOOL fDirty;
} RASRPC_PBUSER, *LPRASRPC_PBUSER;

```

```

[
    uuid(8f09f000-b7ed-11ce-bbd2-00001a181cad),
    version(0.0),
    pointer_default(unique)
]

```

```

interface dimsvc
{

```

```

    DWORD
    RMprAdminServerGetInfo (
        [in] DIM_HANDLE hDimServer,
        [in] DWORD dwLevel,
        [out] PDIM_INFORMATION_CONTAINER pInfoStruct
    );

```

```

    DWORD
    RRasAdminConnectionEnum (
        [in] DIM_HANDLE hDimServer,
        [in] DWORD dwLevel,

```

```

[in,out]          PDIM_INFORMATION_CONTAINER pInfoStruct,
[in]              DWORD                    dwPreferredMaximumLength,
[out]             LPDWORD                  lpdwEntriesRead,
[out]             LPDWORD                  lpdwTotalEntries,
[in,out,unique]  LPDWORD                  lpdwResumeHandle
);

DWORD
RRasAdminConnectionGetInfo (
[in]              DIM_HANDLE                hDimServer,
[in]              DWORD                    dwLevel,
[in]              DWORD                    hDimConnection,
[out]             PDIM_INFORMATION_CONTAINER pInfoStruct
);

DWORD
RRasAdminConnectionClearStats (
[in]              DIM_HANDLE                hDimServer,
[in]              DWORD                    hDimConnection
);

DWORD
RRasAdminPortEnum (
[in]              DIM_HANDLE                hDimServer,
[in]              DWORD                    dwLevel,
[in]              DWORD                    hRasConnection,
[in,out]         PDIM_INFORMATION_CONTAINER pInfoStruct,
[in]              DWORD                    dwPreferredMaximumLength,
[out]             LPDWORD                  lpdwEntriesRead,
[out]             LPDWORD                  lpdwTotalEntries,
[in,out,unique]  LPDWORD                  lpdwResumeHandle
);

DWORD
RRasAdminPortGetInfo (
[in]              DIM_HANDLE                hDimServer,
[in]              DWORD                    dwLevel,
[in]              DWORD                    hPort,
[out]             PDIM_INFORMATION_CONTAINER pInfoStruct
);

DWORD
RRasAdminPortClearStats (
[in]              DIM_HANDLE                hDimServer,
[in]              DWORD                    hPort
);

DWORD
RRasAdminPortReset (
[in]              DIM_HANDLE                hDimServer,
[in]              DWORD                    hPort
);

DWORD
RRasAdminPortDisconnect (
[in]              DIM_HANDLE                hDimServer,
[in]              DWORD                    hPort
);

```

```

DWORD
RRouterInterfaceTransportSetGlobalInfo(
    [in]          DIM_HANDLE           hDimServer,
    [in]          DWORD                dwTransportId,
    [in]          PDIM_INTERFACE_CONTAINER pInfoStruct
);

```

```

DWORD
RRouterInterfaceTransportGetGlobalInfo(
    [in]          DIM_HANDLE           hDimServer,
    [in]          DWORD                dwTransportId,
    [in,out]     PDIM_INTERFACE_CONTAINER pInfoStruct
);

```

```

DWORD
RRouterInterfaceGetHandle(
    [in]          DIM_HANDLE           hDimServer,
    [in,string]  LPWSTR               lpwsInterfaceName,
    [in,out]    LPDWORD               phInterface,
    [in]          DWORD                fIncludeClientInterfaces
);

```

```

DWORD
RRouterInterfaceCreate(
    [in]          DIM_HANDLE           hDimServer,
    [in]          DWORD                dwLevel,
    [in]          PDIM_INFORMATION_CONTAINER pInfoStruct,
    [in,out]    LPDWORD               phInterface
);

```

```

DWORD
RRouterInterfaceGetInfo(
    [in]          DIM_HANDLE           hDimServer,
    [in]          DWORD                dwLevel,
    [in,out]    PDIM_INFORMATION_CONTAINER pInfoStruct,
    [in]          DWORD                hInterface
);

```

```

DWORD
RRouterInterfaceSetInfo(
    [in]          DIM_HANDLE           hDimServer,
    [in]          DWORD                dwLevel,
    [in]          PDIM_INFORMATION_CONTAINER pInfoStruct,
    [in]          DWORD                hInterface
);

```

```

DWORD
RRouterInterfaceDelete(
    [in]          DIM_HANDLE           hDimServer,
    [in]          DWORD                hInterface
);

```

```

DWORD

```

```

RRouterInterfaceTransportRemove (
    [in]          DIM_HANDLE           hDimServer,
    [in]          DWORD                hInterface,
    [in]          DWORD                dwTransportId
);

DWORD
RRouterInterfaceTransportAdd (
    [in]          DIM_HANDLE           hDimServer,
    [in]          DWORD                hInterface,
    [in]          DWORD                dwTransportId,
    [in]          PDIM_INTERFACE_CONTAINER pInfoStruct
);

DWORD
RRouterInterfaceTransportGetInfo (
    [in]          DIM_HANDLE           hDimServer,
    [in]          DWORD                hInterface,
    [in]          DWORD                dwTransportId,
    [in,out]     PDIM_INTERFACE_CONTAINER pInfoStruct
);

DWORD
RRouterInterfaceTransportSetInfo (
    [in]          DIM_HANDLE           hDimServer,
    [in]          DWORD                hInterface,
    [in]          DWORD                dwTransportId,
    [in]          PDIM_INTERFACE_CONTAINER pInfoStruct
);

DWORD
RRouterInterfaceEnum (
    [in]          DIM_HANDLE           hDimServer,
    [in]          DWORD                dwLevel,
    [in,out]     PDIM_INFORMATION_CONTAINER pInfoStruct,
    [in]          DWORD                dwPreferredMaximumLength,
    [out]        LPDWORD               lpdwEntriesRead,
    [out]        LPDWORD               lpdwTotalEntries,
    [in,out,unique] LPDWORD            lpdwResumeHandle
);

DWORD
RRouterInterfaceConnect (
    [in]          DIM_HANDLE           hDimServer,
    [in]          DWORD                hInterface,
    [in]          ULONG_PTR           hEvent,
    [in]          DWORD                fBlocking,
    [in]          DWORD                dwCallersProcessId
);

DWORD
RRouterInterfaceDisconnect (
    [in]          DIM_HANDLE           hDimServer,
    [in]          DWORD                hInterface
);

```

```

DWORD
RRouterInterfaceUpdateRoutes (
    [in]          DIM_HANDLE          hDimServer,
    [in]          DWORD               hInterface,
    [in]          DWORD               dwTransportId,
    [in]          ULONG_PTR           hEvent,
    [in]          DWORD               dwClientId
);

```

```

DWORD
RRouterInterfaceQueryUpdateResult (
    [in]          DIM_HANDLE          hDimServer,
    [in]          DWORD               hInterface,
    [in]          DWORD               dwTransportId,
    [out]         LPDWORD             pUpdateResult
);

```

```

DWORD
RRouterInterfaceUpdatePhonebookInfo (
    [in]          DIM_HANDLE          hDimServer,
    [in]          DWORD               hInterface
);

```

```

DWORD
RMIBEntryCreate (
    [in]          DIM_HANDLE          hDimServer,
    [in]          DWORD               dwPid,
    [in]          DWORD               dwRoutingPid,
    [in]          PDIM_MIB_ENTRY_CONTAINER pInfoStuct
);

```

```

DWORD
RMIBEntryDelete (
    [in]          DIM_HANDLE          hDimServer,
    [in]          DWORD               dwPid,
    [in]          DWORD               dwRoutingPid,
    [in]          PDIM_MIB_ENTRY_CONTAINER pInfoStuct
);

```

```

DWORD
RMIBEntrySet (
    [in]          DIM_HANDLE          hDimServer,
    [in]          DWORD               dwPid,
    [in]          DWORD               dwRoutingPid,
    [in]          PDIM_MIB_ENTRY_CONTAINER pInfoStuct
);

```

```

DWORD
RMIBEntryGet (
    [in]          DIM_HANDLE          hDimServer,
    [in]          DWORD               dwPid,
    [in]          DWORD               dwRoutingPid,
    [in,out]     PDIM_MIB_ENTRY_CONTAINER pInfoStuct
);

```

```

DWORD

```

```

RMIBEntryGetFirst(
    [in]          DIM_HANDLE          hDimServer,
    [in]          DWORD               dwPid,
    [in]          DWORD               dwRoutingPid,
    [in,out]     PDIM_MIB_ENTRY_CONTAINER pInfoStuct
);

DWORD
RMIBEntryGetNext(
    [in]          DIM_HANDLE          hDimServer,
    [in]          DWORD               dwPid,
    [in]          DWORD               dwRoutingPid,
    [in,out]     PDIM_MIB_ENTRY_CONTAINER pInfoStuct
);

DWORD
RMIBGetTrapInfo(
    [in]          DIM_HANDLE          hDimServer,
    [in]          DWORD               dwPid,
    [in]          DWORD               dwRoutingPid,
    [in, out]    PDIM_MIB_ENTRY_CONTAINER pInfoStruct
);

DWORD
RMIBSetTrapInfo(
    [in]          DIM_HANDLE          hDimServer,
    [in]          DWORD               dwPid,
    [in]          DWORD               dwRoutingPid,
    [in]          ULONG_PTR          hEvent,
    [in]          DWORD               dwClientProcessId,
    [in, out]    PDIM_MIB_ENTRY_CONTAINER pInfoStruct
);

DWORD
RRasAdminConnectionNotification(
    [in]          DIM_HANDLE          hDimServer,
    [in]          DWORD               fRegister,
    [in]          DWORD               dwClientProcessId,
    [in]          ULONG_PTR          hEventNotification
);

DWORD
RRasAdminSendMessage(
    [in]          DIM_HANDLE          hDimServer,
    [in]          DWORD               hDimConnection,
    [in,string]   LPWSTR             lpwszMessage
);

DWORD
RRouterDeviceEnum(
    [in]          DIM_HANDLE          hDimServer,
    [in]          DWORD               dwLevel,
    [in, out]    PDIM_INFORMATION_CONTAINER pInfoStruct,
    [in, out]    LPDWORD             lpdwTotalEntries
);

DWORD

```

```

RRouterInterfaceTransportCreate (
    [in]          DIM_HANDLE          hDimServer,
    [in]          DWORD               dwTransportId,
    [in, string] LPWSTR               lpwsTransportName,
    [in]          PDIM_INTERFACE_CONTAINER pInfoStruct,
    [in, string] LPWSTR               lpwsDLLPath
);

```

```

DWORD
RRouterInterfaceDeviceGetInfo (
    [in]          DIM_HANDLE          hDimServer,
    [in]          DWORD               dwLevel,
    [in, out]    PDIM_INFORMATION_CONTAINER pInfoStruct,
    [in]          DWORD               dwIndex,
    [in]          DWORD               hInterface
);

```

```

DWORD
RRouterInterfaceDeviceSetInfo (
    [in]          DIM_HANDLE          hDimServer,
    [in]          DWORD               dwLevel,
    [in]          PDIM_INFORMATION_CONTAINER pInfoStruct,
    [in]          DWORD               dwIndex,
    [in]          DWORD               hInterface
);

```

```

DWORD
RRouterInterfaceSetCredentialsEx (
    [in]          DIM_HANDLE          hDimServer,
    [in]          DWORD               dwLevel,
    [in]          PDIM_INFORMATION_CONTAINER pInfoStruct,
    [in]          DWORD               hInterface
);

```

```

DWORD
RRouterInterfaceGetCredentialsEx (
    [in]          DIM_HANDLE          hDimServer,
    [in]          DWORD               dwLevel,
    [in, out]    PDIM_INFORMATION_CONTAINER pInfoStruct,
    [in]          DWORD               hInterface
);

```

```

DWORD
RRasAdminConnectionRemoveQuarantine (
    [in]          DIM_HANDLE          hDimServer,
    [in]          DWORD               hRasConnection,
    [in]          BOOL                fIsIpAddress
);

```

```

DWORD
RMprAdminServerSetInfo (
    [in]          DIM_HANDLE          hDimServer,
    [in]          DWORD               dwLevel,
    [in]          PDIM_INFORMATION_CONTAINER pInfoStruct
);

```

```

DWORD
RMprAdminServerGetInfoEx (

```



```

        [in]                DIM_HANDLE                hDimServer,
        [in, out]          PMPR_SERVER_EX_IDL         pServerConfig
    );

DWORD
RRasAdminConnectionEnumEx (
    [in]                DIM_HANDLE                hDimServer,
    [in]                PMPR_API_OBJECT_HEADER_IDL objectHeader,
    [in]                DWORD                    dwPreferredMaxLen,
    [out]               LPDWORD                 lpdwEntriesRead,
    [out]               LPDWORD                 lpdwNumTotalElements,
    [out, size_is(, *lpdwEntriesRead)] PRAS_CONNECTION_EX_IDL *pRasConnections,
    [in, out, unique]   LPDWORD                 lpdwResumeHandle);

DWORD
RRasAdminConnectionGetInfoEx (
    [in]                DIM_HANDLE                hDimServer,
    [in]                DWORD                    hDimConnection,
    [in]                PMPR_API_OBJECT_HEADER_IDL objectHeader,
    [out]               PRAS_CONNECTION_EX_IDL   pRasConnection
);

DWORD
RMprAdminServerSetInfoEx (
    [in]                DIM_HANDLE                hDimServer,
    [in]                PMPR_SERVER_SET_CONFIG_EX_IDL pServerConfig);

DWORD
RRasAdminUpdateConnection(
    [in]                DIM_HANDLE                hDimServer,
    [in]                DWORD                    hDimConnection,
    [in]                PRAS_UPDATE_CONNECTION_IDL pServerConfig);

DWORD
RRouterInterfaceSetCredentialsLocal(
    [in]                DIM_HANDLE                hDimServer,
    [in, string]        LPWSTR                 lpwsInterfaceName,
    [in, string]        LPWSTR                 lpwsUserName,
    [in, string]        LPWSTR                 lpwsDomainName,
    [in, string]        LPWSTR                 lpwsPassword);

DWORD
RRouterInterfaceGetCredentialsLocal(
    [in]                DIM_HANDLE                hDimServer,
    [in, string]        LPWSTR                 lpwsInterfaceName,
    [out] [string]      LPWSTR                 *lpwsUserName,
    [out] [string]      LPWSTR                 *lpwsDomainName,
    [out] [string]      LPWSTR                 *lpwsPassword);

DWORD
RRouterInterfaceGetCustomInfoEx(
    [in]                DIM_HANDLE                hDimServer,
    [in]                DWORD                    hInterface,
    [in, out]           PMPR_IF_CUSTOMINFOEX_IDL pIfCustomConfig
);

DWORD
RRouterInterfaceSetCustomInfoEx(
    [in]                DIM_HANDLE                hDimServer,
    [in]                DWORD                    hInterface,
    [in, out]           PMPR_IF_CUSTOMINFOEX_IDL pIfCustomConfig
);
}

```

```

[
  uuid(20610036-fa22-11cf-9823-00a0c911e5df),
  version(1.0)
]

interface rasrpc
{

void Opnum0NotUsedOnWire(void);

void Opnum1NotUsedOnWire(void);

void Opnum2NotUsedOnWire(void);

void Opnum3NotUsedOnWire(void);

void Opnum4NotUsedOnWire(void);

DWORD
RasRpcDeleteEntry(
  [in] handle_t h,
  [in, string] LPWSTR lpszPhonebook,
  [in, string] LPWSTR lpszEntry
);

void Opnum6NotUsedOnWire(void);

void Opnum7NotUsedOnWire(void);

void Opnum8NotUsedOnWire(void);

DWORD
RasRpcGetUserPreferences(
  [in] handle_t h,
  [in, out] LPRASRPC_PBUSER pUser,
  [in] DWORD dwMode
);

DWORD
RasRpcSetUserPreferences(
  [in] handle_t h,
  [in] LPRASRPC_PBUSER pUser,
  [in] DWORD dwMode
);

UINT
RasRpcGetSystemDirectory(
  [in] handle_t h,
  [in, out, string, size_is(uSize)] LPWSTR lpBuffer,
  [in, range(0, RASRPC_MAX_PATH)] UINT uSize
);

DWORD
RasRpcSubmitRequest (
  [in] handle_t h,
  [in, out, unique, size_is(dwcbBufSize)] PBYTE pReqBuffer,
  [in] DWORD dwcbBufSize
);

void Opnum13NotUsedOnWire(void);

DWORD
RasRpcGetInstalledProtocolsEx(
  [in] handle_t h,
  [in] BOOL fRouter,
  [in] BOOL fRasCli,
  [in] BOOL fRasSrv

```

```

    );

DWORD
RasRpcGetVersion(
    [in] handle_t h,
    [in, out, ref] LPDWORD pdwVersion
);

void Opnum16NotUsedOnWire(void);
}
[
    uuid(66a2db1b-d706-11d0-a37b-00c04fc9da04),
    helpstring("IRemoteNetworkConfig Interface"),
    pointer_default(unique)
]
interface IRemoteNetworkConfig : IUnknown
{
    HRESULT UpgradeRouterConfig();
    HRESULT SetUserConfig(
        [in] LPCOLESTR pszService,
        [in] LPCOLESTR pszNewGroup
    );
};

[
    uuid(66a2db20-d706-11d0-a37b-00c04fc9da04),
    helpstring("IRemoteRouterRestart Interface"),
    pointer_default(unique)
]
interface IRemoteRouterRestart : IUnknown
{
    HRESULT RestartRouter(
        [in] DWORD dwFlags
    );
};

[
    uuid(66a2db21-d706-11d0-a37b-00c04fc9da04),
    helpstring("IRemoteSetDnsConfig Interface"),
    pointer_default(unique)
]
interface IRemoteSetDnsConfig : IUnknown
{
    HRESULT SetDnsConfig(
        [in] DWORD dwConfigId,
        [in] DWORD dwNewValue
    );
};

[
    uuid(66a2db22-d706-11d0-a37b-00c04fc9da04),
    helpstring("IRemoteICFICSConfig Interface"),
    pointer_default(unique)
]
interface IRemoteICFICSConfig : IUnknown
{
    //The following methods are for determining if
    // ICF/ICS is enabled on any connection
    HRESULT GetIcfEnabled(
        [out] BOOL * status
    );
    HRESULT GetIcsEnabled(
        [out] BOOL * status
    );
};

[

```

```

        uuid(67e08fc2-2984-4b62-b92e-fc1aae64bbbb),
        helpstring("IRemoteStringIdConfig Interface"),
        pointer_default(unique)
    ]
interface IRemoteStringIdConfig : IUnknown
{
    HRESULT GetStringFromId([in] UINT stringId, [out] BSTR * pBstrName);
};

[
    uuid(6139d8a4-e508-4ebb-bac7-d7f275145897),
    helpstring("IRemoteIPV6Config Interface"),
    pointer_default(unique)
]
interface IRemoteIPV6Config : IUnknown
{
    typedef struct tagIPV6Address
    {
        unsigned char bytes[16];
    }IPV6Address;

    HRESULT GetAddressList(
        [in, string] wchar_t *pszInterfaceName,
        [out] DWORD *pdwNumAddresses,
        [out, size_is(*pdwNumAddresses)] IPV6Address *ppIPV6AddressList,
        [in] DWORD dwIfIndex
    );
};

[
    uuid(5ff9bdf6-bd91-4d8b-a614-d6317acc8dd8),
    helpstring("IRemoteSstpCertCheck Interface"),
    pointer_default(unique)
]
interface IRemoteSstpCertCheck : IUnknown
{
    #define PCWSTR        [string] const wchar_t*

    HRESULT CheckIfCertificateAllowedRR(
        [in] PCWSTR adminCertName,
        [in, out] PSSTP_CERT_INFO_1 certShal,
        [in, out] PSSTP_CERT_INFO_1 certSha256
    );
};

```

## 7 (Updated Section) Appendix B: Product Behavior

The information in this specification is applicable to the following Microsoft products or supplemental software. References to product versions include updates to those products.

- Windows 2000 operating system
- Windows 2000 Server operating system
- Windows XP operating system
- Windows Server 2003 operating system
- Windows Vista operating system
- Windows Server 2008 operating system
- Windows 7 operating system
- Windows Server 2008 R2 operating system
- Windows 8 operating system
- Windows Server 2012 operating system
- Windows 8.1 operating system
- Windows Server 2012 R2 operating system
- Windows 10 operating system
- Windows Server 2016 operating system
- Windows Server operating system
- Windows Server 2019 operating system

Exceptions, if any, are noted in this section. If an update version, service pack or Knowledge Base (KB) number appears with a product name, the behavior changed in that update. The new behavior also applies to subsequent updates unless otherwise specified. If a product edition appears with the product version, behavior is different in that product edition.

Unless otherwise specified, any statement of optional behavior in this specification that is prescribed using the terms "SHOULD" or "SHOULD NOT" implies product behavior in accordance with the SHOULD or SHOULD NOT prescription. Unless otherwise specified, the term "MAY" implies that the product does not follow the prescription.

<1> Section 2.1.1.1: The RPC\_C\_AUTHN\_LEVEL\_PKT\_PRIVACY authentication level is not available in Windows 2000 Server.

<2> Section 2.1.2.1: The No Authentication service registration is specified in Windows 2000 Server.

<3> Section 2.1.2.1: Additional authentication services are not supported in Windows 2000 Server.

<4> Section 2.1.2.1: The RPC\_C\_AUTHN\_LEVEL\_PKT\_PRIVACY authentication level is not available in Windows 2000 Server.

<5> Section 2.1.2.1: Windows 2000 Server supported clients connect with RPC\_C\_AUTHN\_LEVEL\_NONE.

- <6> Section 2.1.2.2: The "Simple and Protected GSS-API Negotiation Mechanism" is not available in Windows 2000 Server.
- <7> Section 2.1.2.2: The No Authentication service is specified in Windows 2000 Server.
- <8> Section 2.1.2.2: The RPC\_C\_AUTHN\_LEVEL\_PKT\_PRIVACY authentication level is not supported in Windows 2000 Server.
- <9> Section 2.2.1.1.1: The ROUTER\_IF\_TYPE\_TUNNEL1 value is only defined in Windows 2000 Server.
- <10> Section 2.2.1.1.16: The RDT\_PPPOE value is not defined in Windows 2000 Server.
- <11> Section 2.2.1.1.16: The RDT\_Tunnel\_Sstp value is not defined in Windows 2000 Server and Windows Server 2003.
- <12> Section 2.2.1.1.16: The RDT\_Tunnel\_Ikev2 value is not defined in Windows 2000 Server, Windows Server 2003, and Windows Server 2008.
- <13> Section 2.2.1.1.16: The RDT\_Broadband value is not defined in Windows 2000 Server.
- <14> Section 2.2.1.1.22: The **BGP\_POLICY\_DIRECTION** enumeration is not available in Windows 2000 Server, Windows Server 2003, Windows Server 2008, and Windows Server 2008 R2.
- <15> Section 2.2.1.1.23: The **BGP\_POLICY\_TYPE** enumeration is not available in Windows 2000 Server, Windows Server 2003, Windows Server 2008, and Windows Server 2008 R2.
- <16> Section 2.2.1.1.24: The **BGP\_PEERING\_OP\_MODE** enumeration is not available in Windows 2000 Server, Windows Server 2003, Windows Server 2008, and Windows Server 2008 R2.
- <17> Section 2.2.1.2.4: IPv6-related information and features are not defined in Windows 2000 Server and Windows Server 2003.
- <18> Section 2.2.1.2.4: The IP\_PROT\_PRIORITY\_INFO\_EX value is not available in Windows 2000 Server, Windows Server 2003, Windows Server 2008, Windows Server 2008 R2, and Windows Server 2012 operating system.
- <19> Section 2.2.1.2.4: The **IPINIP\_CONFIG\_INFO** structure (section 2.2.1.2.17) is only defined in Windows 2000 Server.
- <20> Section 2.2.1.2.4: The **MPR\_FILTER\_0** structure (section 2.2.1.2.90) is not available on Windows 2000 Server and Windows Server 2003.
- <21> Section 2.2.1.2.4: The MS\_IP\_OSPF value is only available on Windows 2000 Server and Windows Server 2003.
- <22> Section 2.2.1.2.4: IPX-related information and features are only defined in Windows 2000 Server.
- <23> Section 2.2.1.2.7: The **InfoType** values 0xFFFF0011, 0xFFFF0012, or 0xFFFF0013 for IPv6 are only defined in Windows Server 2008.
- <24> Section 2.2.1.2.8: IPv6-related information and features are not defined in Windows 2000 Server and Windows Server 2003.
- <25> Section 2.2.1.2.11: The **INTERFACE\_ROUTE\_INFO** structure is only defined in Windows Server 2008.
- <26> Section 2.2.1.2.11: The **MIB\_IPFORWARDROW** structure is only defined in Windows Server 2003 and Windows Server 2008.

<27> Section 2.2.1.2.11: The **IP\_ROUTE\_INFO** (0xFFFF0005) value is only defined in Windows Server 2008.

<28> Section 2.2.1.2.11: Windows implementations always return 0x00000000 for the **dwRtInfoType** field when the **INTERFACE\_ROUTE\_INFO** structure is queried using the **RRouterInterfaceTransportGetInfo** (section 3.1.4.19) method.

<29> Section 2.2.1.2.13: The **PROTOCOL\_METRIC** structure is defined only in Windows 2000 Server, Windows Server 2003, Windows Server 2008, Windows Server 2008 R2, and Windows Server 2012.

<30> Section 2.2.1.2.13: Windows does not validate the **dwProtocolId** member of **PROTOCOL\_METRIC** structure to be one of the values specified in the **MIB\_IPFORWARD\_PROTO** enumeration. A set operation (using **RRouterInterfaceTransportSetGlobalInfo**) with a value specified outside of **MIB\_IPFORWARD\_PROTO** will be accepted, and the same will be returned when a get operation (using **RRouterInterfaceTransportGetGlobalInfo**) is performed.

<31> Section 2.2.1.2.17: The **IPINIP\_CONFIG\_INFO** structure is only defined in Windows 2000 Server.

<32> Section 2.2.1.2.29: The **dwLastChange** member is not currently supported by the Network Driver Interface Specification (NDIS). On Windows Vista, Windows Server 2008, Windows 7, and Windows Server 2008 R2, NDIS returns zero for this member. On other versions, an arbitrary value is returned in this member for the interfaces supported by NDIS. For interfaces supported by other interface providers, an appropriate value might be returned.

<33> Section 2.2.1.2.32: The **wType** field is not defined in Windows 2000 Server.

<34> Section 2.2.1.2.35: The **ForwardType** field is not defined in Windows 2000 Server and Windows Server 2003.

<35> Section 2.2.1.2.35: The **ForwardProto** field is not defined in Windows 2000 Server and Windows Server 2003.

<36> Section 2.2.1.2.49: The **Forwarding** field is not defined in Windows 2000 Server and Windows Server 2003.

<37> Section 2.2.1.2.56: The **State** field is not defined in Windows 2000 Server and Windows Server 2003.

<38> Section 2.2.1.2.57: The **RtoAlgorithm** field is not defined in Windows 2000 Server and Windows Server 2003.

<39> Section 2.2.1.2.63: The port limit is determined by the Windows Server license.

<40> Section 2.2.1.2.63: The port limit is determined by the Windows Server license.

<41> Section 2.2.1.2.64: The **MPR\_SERVER\_2** structure is not defined in Windows 2000 Server and Windows Server 2003.

<42> Section 2.2.1.2.64: The port limit is determined by the Windows Server license.

<43> Section 2.2.1.2.64: The port limit is determined by the Windows Server license.

<44> Section 2.2.1.2.64: The **dwNumSstpPorts** field is not defined in Windows 2000 Server and Windows Server 2003. The port limit is determined by the Windows Server license.

<45> Section 2.2.1.2.64: The **dwSstpPortFlags** field is not defined in Windows 2000 Server and Windows Server 2003.

<46> Section 2.2.1.2.65: The **PPP\_NBFCP\_INFO** structure is only defined in Windows 2000 Server.

- <47> Section 2.2.1.2.68: The **PPP\_IPXCP\_INFO** structure is only defined in Windows 2000 Server.
- <48> Section 2.2.1.2.70: The **PPP\_ATCP\_INFO** structure is only defined in Windows 2000 Server.
- <49> Section 2.2.1.2.72: The PPP\_LCP\_PAP, PPP\_LCP\_SPAP, and PPP\_LCP\_CHAP values are not defined in Windows 2000 Server.
- <50> Section 2.2.1.2.72: The PPP\_LCP\_CHAP\_MD5 and PPP\_LCP\_CHAP\_MS values apply to Windows 2000 Server and Windows Server 2003 only.
- <51> Section 2.2.1.2.72: The PPP\_LCP\_PAP, PPP\_LCP\_SPAP, and PPP\_LCP\_CHAP values are not defined in Windows 2000 Server.
- <52> Section 2.2.1.2.72: The PPP\_LCP\_AES\_128 and PPP\_LCP\_AES\_256 values are not defined in Windows 2000 Server and Windows Server 2003. The PPP\_LCP\_AES\_192, PPP\_LCP\_GCM\_AES\_128, PPP\_LCP\_GCM\_AES\_192, and PPP\_LCP\_GCM\_AES\_256 values are not available in Windows 2000 Server, Windows Server 2003, Windows Server 2008, Windows Server 2008 R2.
- <53> Section 2.2.1.2.73: The **PPP\_IPXCP\_INFO** structure is only defined in Windows 2000 Server.
- <54> Section 2.2.1.2.73: The **PPP\_ATCP\_INFO** structure is only defined in Windows 2000 Server.
- <55> Section 2.2.1.2.74: The **PPP\_INFO\_2** structure is not defined in Windows 2000 Server.
- <56> Section 2.2.1.2.74: The **PPP\_IPXCP\_INFO** structure is only defined in Windows 2000 Server.
- <57> Section 2.2.1.2.74: The **PPP\_ATCP\_INFO** structure is only defined in Windows 2000 Server.
- <58> Section 2.2.1.2.75: The **PPP\_INFO\_3** structure is not defined in Windows 2000 Server and Windows Server 2003.
- <59> Section 2.2.1.2.78: The RAS\_FLAGS\_ARAP\_CONNECTION value is only defined in Windows 2000 Server.
- <60> Section 2.2.1.2.81: The **PPP\_INFO\_3** structure is not defined in Windows 2000 Server and Windows Server 2003.
- <61> Section 2.2.1.2.83: The **MPRI\_INTERFACE\_1** structure is not defined in Windows 2000 Server.
- <62> Section 2.2.1.2.84: The **MPRI\_INTERFACE\_2** structure is not defined in Windows 2000 Server.
- <63> Section 2.2.1.2.84: Windows also require that the interface be registered in the registry as specified in 2.2.3.2.1; otherwise, the interface will not be available for managing after the Remote Access Service is restarted.
- <64> Section 2.2.1.2.84: In applicable Windows Server releases, specifying a new value for **wszInterfaceInfo** with **MPRI\_INTERFACE\_2** in calls to RRouterInterfaceSetInfo results in a new phonebook entry being created; that new entry will not be available for management.
- <65> Section 2.2.1.2.84: The MPRIO\_RequireSPAP and MPRIO\_RequireMsCHAP values are available in Windows 2000 Server and Windows Server 2003. The MPRIO\_RequireMachineCertificates, MPRIO\_UsePreSharedKeyForIkev2Initiator, and MPRIO\_UsePreSharedKeyForIkev2Responder values are not available in Windows 2000 Server, Windows Server 2003, Windows Server 2008, and Windows Server 2008 R2.
- <66> Section 2.2.1.2.84: The MPRNP\_Ipx value is only defined in Windows 2000 Server. The MPRNP\_Ipv6 value is not defined in Windows 2000 Server and Windows Server 2003.



<67> Section 2.2.1.2.84: The X.25 PAD feature is only supported in Windows 2000 Server, Windows Server 2003, and Windows Server 2003 R2 operating system. In Windows NT operating system and Windows 2000 the **szX25PadType** string maps to a section name in **PAD.INF**.

<68> Section 2.2.1.2.84: The X.25 PAD feature is only supported in Windows 2000 Server, Windows Server 2003, and Windows Server 2003 R2.

<69> Section 2.2.1.2.84: The MPRDM\_DialAsNeeded feature is only supported in Windows 2000 Server, Windows Server 2003, and Windows Server 2003 R2. On Windows Server 2008 and Windows Server 2008 R2, this value is ignored and treated identically to MPRDM\_DialAll.

<70> Section 2.2.1.2.84: The MPRET\_Direct value is supported only in Windows 2000 Server.

<71> Section 2.2.1.2.84: Support for dialing IKEv2 is not available in Windows 2000 Server, Windows Server 2003, Windows Server 2008, and Windows Server 2008 R2.

<72> Section 2.2.1.2.85: The **MPRI\_INTERFACE\_3** structure is not defined in Windows 2000 Server and Windows Server 2003.

<73> Section 2.2.1.2.85: Windows also require that the interface be registered in the registry as specified in 2.2.3.2.1; otherwise, the interface will not be available for managing after the Remote Access Service is restarted.

<74> Section 2.2.1.2.85: In applicable Windows Server releases, specifying a new value for **wszInterfaceInfo** with **MPRI\_INTERFACE\_3** in calls to RRouterInterfaceSetInfo results in a new phonebook entry being created; that new entry will not be available for management.

<75> Section 2.2.1.2.85: The following values: MPRIO\_RequirePAP, MPRIO\_RequireSPAP, MPRIO\_RequireCHAP, and MPRIO\_RequireMsCHAP are not defined in Windows 2000 Server. The values MPRIO\_RequireMachineCertificates, MPRIO\_UsePreSharedKeyForIkev2Initiator, and MPRIO\_UsePreSharedKeyForIkev2Responder are not available in Windows 2000 Server, Windows Server 2003, Windows Server 2008, and Windows Server 2008 R2.

<76> Section 2.2.1.2.85: The X.25 PAD feature is only supported in Windows 2000 Server, Windows Server 2003, and Windows Server 2003 R2. In Windows NT and Windows 2000 the **szX25PadType** string maps to a section name in **PAD.INF**.

<77> Section 2.2.1.2.85: The X.25 PAD feature is only supported in Windows 2000 Server, Windows Server 2003, and Windows Server 2003 R2.

<78> Section 2.2.1.2.85: The MPRDM\_DialAsNeeded feature is only supported in Windows 2000 Server, Windows Server 2003, and Windows Server 2003 R2. On Windows Server 2008 and Windows Server 2008 R2, this value is ignored and treated identically to MPRDM\_DialAll.

<79> Section 2.2.1.2.85: In the **dwVpnStrategy** field support for dialing IKEv2 is not available in Windows 2000 Server, Windows Server 2003, Windows Server 2008, and Windows Server 2008 R2.

<80> Section 2.2.1.2.90: The **MPR\_FILTER\_0** structure is not available on Windows 2000 Server and Windows Server 2003.

<81> Section 2.2.1.2.91: The **IPX\_GLOBAL\_INFO** structure is only defined in Windows 2000 Server.

<82> Section 2.2.1.2.92: The **IPX\_IF\_INFO** structure is only defined in Windows 2000 Server.

<83> Section 2.2.1.2.93: The **IPXWAN\_IF\_INFO** structure is only defined in Windows 2000 Server.

<84> Section 2.2.1.2.94: The **IPX\_STATIC\_ROUTE\_INFO** structure is only defined in Windows 2000 Server.

<85> Section 2.2.1.2.95: The **IPX\_STATIC\_SERVICE\_INFO** structure is only defined in Windows 2000 Server.

<86> Section 2.2.1.2.96: The **IPX\_STATIC\_NETBIOS\_NAME\_INFO** structure is only defined in Windows 2000 Server.

<87> Section 2.2.1.2.97: The **IPX\_ADAPTER\_INFO** structure is only defined in Windows 2000 Server.

<88> Section 2.2.1.2.98: The **IPX\_TRAFFIC\_FILTER\_GLOBAL\_INFO** structure is only defined in Windows 2000 Server.

<89> Section 2.2.1.2.99: The **IPX\_TRAFFIC\_FILTER\_INFO** structure is only defined in Windows 2000 Server.

<90> Section 2.2.1.2.100: The **IF\_TABLE\_INDEX** structure is only defined in Windows 2000 Server.

<91> Section 2.2.1.2.101: The **ROUTING\_TABLE\_INDEX** structure is only defined in Windows 2000 Server.

<92> Section 2.2.1.2.102: The **SERVICES\_TABLE\_INDEX** structure is only defined in Windows 2000 Server.

<93> Section 2.2.1.2.103: The **SERVICES\_TABLE\_INDEX** structure is only defined in Windows 2000 Server.

<94> Section 2.2.1.2.104: The **STATIC\_SERVICES\_TABLE\_INDEX** structure is only defined in Windows 2000 Server.

<95> Section 2.2.1.2.105: The **IPX\_MIB\_INDEX** union is only defined in Windows 2000 Server.

<96> Section 2.2.1.2.106: The **IPX\_MIB\_GET\_INPUT\_DATA** structure is only defined in Windows 2000 Server.

<97> Section 2.2.1.2.107: The **IPXMIB\_BASE** structure is only defined in Windows 2000 Server.

<98> Section 2.2.1.2.108: The **IPX\_IF\_STATS** structure is only defined in Windows 2000 Server.

<99> Section 2.2.1.2.109: The **IPX\_INTERFACE** structure is only defined in Windows 2000 Server.

<100> Section 2.2.1.2.109: The NdisMediumWirelessWan media type is available only in Windows 2000, Windows XP, and Windows Server 2003.

<101> Section 2.2.1.2.110: The **IPX\_ROUTE** structure is only defined in Windows 2000 Server.

<102> Section 2.2.1.2.111: The **IPX\_MIB\_ROW** union is only defined in Windows 2000 Server.

<103> Section 2.2.1.2.112: The **IPX\_MIB\_SET\_INPUT\_DATA** structure is only defined in Windows 2000 Server.

<104> Section 2.2.1.2.113: The **SAP\_SERVICE\_FILTER\_INFO** structure is only defined in Windows 2000 Server.

<105> Section 2.2.1.2.114: The **SAP\_IF\_FILTERS** structure is only defined in Windows 2000 Server.

<106> Section 2.2.1.2.115: The **SAP\_IF\_CONFIG** structure is only defined in Windows 2000 Server.

<107> Section 2.2.1.2.116: The **SAP\_MIB\_BASE** structure is only defined in Windows 2000 Server.

<108> Section 2.2.1.2.117: The **SAP\_IF\_STATS** structure is only defined in Windows 2000 Server.

<109> Section 2.2.1.2.118: The **SAP\_INTERFACE** structure is only defined in Windows 2000 Server.

<110> Section 2.2.1.2.119: The **SAP\_MIB\_GET\_INPUT\_DATA** structure is only defined in Windows 2000 Server.

<111> Section 2.2.1.2.120: The **SAP\_MIB\_SET\_INPUT\_DATA** structure is only defined in Windows 2000 Server.

<112> Section 2.2.1.2.121: The **IPX\_SERVICE** structure is only defined in Windows 2000 Server.

<113> Section 2.2.1.2.122: The **SAP\_IF\_INFO** structure is only defined in Windows 2000 Server.

<114> Section 2.2.1.2.126: The **RIP\_MIB\_GET\_INPUT\_DATA** structure is only defined in Windows 2000 Server.

<115> Section 2.2.1.2.127: The **RIP\_MIB\_SET\_INPUT\_DATA** structure is only defined in Windows 2000 Server.

<116> Section 2.2.1.2.130: The **MPRAPI\_OBJECT\_HEADER\_IDL** structure is not available in Windows 2000 Server, Windows Server 2003, and Windows Server 2008.

<117> Section 2.2.1.2.131: The **PPP\_PROJECTION\_INFO\_1** structure is not available in Windows 2000 Server, Windows Server 2003, and Windows Server 2008.

<118> Section 2.2.1.2.132: The **IKEV2\_PROJECTION\_INFO\_1** structure is not available in Windows 2000 Server, Windows Server 2003, and Windows Server 2008.

<119> Section 2.2.1.2.134: The RAS\_FLAGS\_ARAP\_CONNECTION flag is defined only in Windows 2000 Server. The RAS\_FLAGS\_DORMANT flag is not available in Windows 2000 Server, Windows Server 2003, and Windows Server 2008.

<120> Section 2.2.1.2.137: The **IKEV2\_TUNNEL\_CONFIG\_PARAMS\_1** structure is not available in Windows 2000 Server, Windows Server 2003, and Windows Server 2008.

<121> Section 2.2.1.2.138: The **IKEV2\_CONFIG\_PARAMS\_1** structure is not available in Windows 2000 Server, Windows Server 2003, and Windows Server 2008.

<122> Section 2.2.1.2.138: The port limit is determined by the Windows Server license.

<123> Section 2.2.1.2.139: The **PPTP\_CONFIG\_PARAMS\_1** structure is not available in Windows 2000 Server, Windows Server 2003, and Windows Server 2008.

<124> Section 2.2.1.2.139: The port limit is determined by the Windows Server license.

<125> Section 2.2.1.2.140: The **L2TP\_CONFIG\_PARAMS\_1** structure is not available in Windows 2000 Server, Windows Server 2003, and Windows Server 2008.

<126> Section 2.2.1.2.140: The port limit is determined by the Windows Server license.

<127> Section 2.2.1.2.141: The **SSTP\_CERT\_INFO\_1** structure is not available in Windows 2000 Server, Windows Server 2003, and Windows Server 2008.

<128> Section 2.2.1.2.142: The **SSTP\_CONFIG\_PARAMS\_1** structure is not available in Windows 2000 Server, Windows Server 2003, and Windows Server 2008.

<129> Section 2.2.1.2.142: The port limit is determined by the Windows Server license.

<130> Section 2.2.1.2.143: The **MPR\_SERVER\_EX\_1** structure is not available in Windows 2000 Server, Windows Server 2003, and Windows Server 2008.

<131> Section 2.2.1.2.144: The **MPR\_SERVER\_EX\_IDL** union is not available in Windows 2000 Server, Windows Server 2003, and Windows Server 2008.

<132> Section 2.2.1.2.144: The **MPR\_SERVER\_EX\_3** structure is not available in Windows 2000 Server, Windows Server 2003, Windows Server 2008, Windows Server 2008 R2, and Windows Server 2012.

<133> Section 2.2.1.2.145: The **MPRAPI\_TUNNEL\_CONFIG\_PARAMS\_1** structure is not available in Windows 2000 Server, Windows Server 2003, and Windows Server 2008.

<134> Section 2.2.1.2.146: The **MPR\_SERVER\_SET\_CONFIG\_EX\_1** structure is not available in Windows 2000 Server, Windows Server 2003, and Windows Server 2008.

<135> Section 2.2.1.2.148: The **RAS\_UPDATE\_CONNECTION\_1\_IDL** structure is not available in Windows 2000 Server, Windows Server 2003, and Windows Server 2008.

<136> Section 2.2.1.2.149: The **RAS\_UPDATE\_CONNECTION\_IDL** union is not available in Windows 2000 Server, Windows Server 2003, and Windows Server 2008.

<137> Section 2.2.1.2.190: The **MIB\_DA\_MSG** structure is available in Windows 2000 Server and Windows Server 2003 only.

<138> Section 2.2.1.2.201: The **IP\_ALG\_GLOBAL\_INFO** structure is not available in Windows 2000 Server.

<139> Section 2.2.1.2.202: The **RIP\_GLOBAL\_INFO** structure is not defined in Windows 2000 Server.

<140> Section 2.2.1.2.204: The **RIP\_IF\_FILTERS** structure is not defined in Windows 2000 Server.

<141> Section 2.2.1.2.205: The **RIP\_IF\_INFO** structure is only defined in Windows 2000 Server.

<142> Section 2.2.1.2.206: The **RIP\_IF\_CONFIG** structure is not defined in Windows 2000 Server.

<143> Section 2.2.1.2.207: The **SAP\_GLOBAL\_INFO** structure is not defined in Windows 2000 Server.

<144> Section 2.2.1.2.208: The **OSPF\_ROUTE\_FILTER** structure is only available in Windows 2000 Server and Windows Server 2003.

<145> Section 2.2.1.2.209: The **OSPF\_ROUTE\_FILTER\_INFO** structure is only available in Windows 2000 Server and Windows Server 2003.

<146> Section 2.2.1.2.210: The **OSPF\_PROTO\_FILTER\_INFO** structure is only available in Windows 2000 Server and Windows Server 2003.

<147> Section 2.2.1.2.211: The **OSPF\_GLOBAL\_PARAM** structure is only applicable in Windows 2000 Server and Windows Server 2003.

<148> Section 2.2.1.2.212: The **OSPF\_AREA\_PARAM** structure is only applicable in Windows 2000 Server and Windows Server 2003.

<149> Section 2.2.1.2.213: The **OSPF\_AREA\_RANGE\_PARAM** structure is only applicable in Windows 2000 Server and Windows Server 2003.

<150> Section 2.2.1.2.214: The **OSPF\_VIRT\_INTERFACE\_PARAM** structure is only applicable in Windows 2000 Server and Windows Server 2003.

<151> Section 2.2.1.2.215: The **OSPF\_INTERFACE\_PARAM** structure is only applicable in Windows 2000 Server and Windows Server 2003.

<152> Section 2.2.1.2.216: The **OSPF\_NBMA\_NEIGHBOR\_PARAM** structure is only applicable in Windows 2000 Server and Windows Server 2003.

<153> Section 2.2.1.2.217: The **RB\_Dummy** field is not defined in Windows 2000 Server.

<154> Section 2.2.1.2.218: For the **dwVersion** field, the server version is 5 for Windows 2000 Server. Otherwise the version is 6 in applicable Windows Server releases.

<155> Section 2.2.1.2.219: For the **dwVersion** field, the server version is 5 for Windows 2000 Server. Otherwise the version is 6 in applicable Windows Server releases.

<156> Section 2.2.1.2.219: The **fRouterOutboundEnabled** field is not defined in Windows 2000 Server.

<157> Section 2.2.1.2.219: The **wszDeviceName** field is not defined in Windows 2000 Server.

<158> Section 2.2.1.2.228: The **RI\_dwSessionId** field is not defined in Windows 2000 Server.

<159> Section 2.2.1.2.228: The **RI\_dwFlags** field is not defined in Windows 2000 Server.

<160> Section 2.2.1.2.228: The **RI\_CorrelationGuid** field is not defined in Windows 2000 Server and Windows Server 2003.

<161> Section 2.2.1.2.230: The values PBDT\_Pad and PBDT\_X25 are only defined in Windows 2000 Server and Windows Server 2003. The value PBDT\_PPpOE is not defined in Windows 2000 Server.

<162> Section 2.2.1.2.233: The **PPP\_PROJECTION\_INFO\_2** structure is not available in Windows 2000 Server, Windows Server 2003, Windows Server 2008, and Windows Server 2008 R2.

<163> Section 2.2.1.2.234: The **IKEV2\_PROJECTION\_INFO\_2** structure is not available in Windows 2000 Server, Windows Server 2003, Windows Server 2008, and Windows Server 2008 R2.

<164> Section 2.2.1.2.235: The **PROJECTION\_INFO\_IDL\_2** structure is not available in Windows 2000 Server, Windows Server 2003, Windows Server 2008, and Windows Server 2008 R2.

<165> Section 2.2.1.2.236: The **RAS\_CONNECTION\_4\_IDL** structure is not available in Windows 2000 Server, Windows Server 2003, Windows Server 2008, and Windows Server 2008 R2.

<166> Section 2.2.1.2.237: The **ROUTER\_CUSTOM\_IKEv2\_POLICY\_0** structure is not available in Windows 2000 Server, Windows Server 2003, Windows Server 2008, and Windows Server 2008 R2.

<167> Section 2.2.1.2.238: The **IKEV2\_TUNNEL\_CONFIG\_PARAMS\_2** structure is not available in Windows 2000 Server, Windows Server 2003, Windows Server 2008, and Windows Server 2008 R2.

<168> Section 2.2.1.2.239: The **IKEV2\_CONFIG\_PARAMS\_2** structure is not available in Windows 2000 Server, Windows Server 2003, Windows Server 2008, and Windows Server 2008 R2.

<169> Section 2.2.1.2.240: The **MPR\_API\_TUNNEL\_CONFIG\_PARAMS\_2** structure is not available in Windows 2000 Server, Windows Server 2003, Windows Server 2008, and Windows Server 2008 R2.

<170> Section 2.2.1.2.241: The **MPR\_SERVER\_SET\_CONFIG\_EX\_2** structure is not available in Windows 2000 Server, Windows Server 2003, Windows Server 2008, and Windows Server 2008 R2.

<171> Section 2.2.1.2.242: The **MPR\_SERVER\_EX\_2** structure is not available in Windows 2000 Server, Windows Server 2003, Windows Server 2008, and Windows Server 2008 R2.

<172> Section 2.2.1.2.243: The **ROUTER\_IKEv2\_IF\_CUSTOM\_CONFIG\_0** structure is not available in Windows 2000 Server, Windows Server 2003, Windows Server 2008, and Windows Server 2008 R2.

<173> Section 2.2.1.2.244: The **MPR\_IF\_CUSTOMINFOEX\_0** structure is not available in Windows 2000 Server, Windows Server 2003, Windows Server 2008, and Windows Server 2008 R2.

<174> Section 2.2.1.2.245: The **MPR\_IF\_CUSTOMINFOEX\_IDL** structure is not available in Windows 2000 Server, Windows Server 2003, Windows Server 2008, and Windows Server 2008 R2.

<175> Section 2.2.1.2.246: The **CERT\_EKU\_1** structure is not available in Windows 2000 Server, Windows Server 2003, Windows Server 2008, Windows Server 2008 R2, and Windows Server 2012.

<176> Section 2.2.1.2.247: The **IKEV2\_TUNNEL\_CONFIG\_PARAMS\_3** structure is not available in Windows 2000 Server, Windows Server 2003, Windows Server 2008, Windows Server 2008 R2, and Windows Server 2012.

<177> Section 2.2.1.2.248: The **IKEV2\_CONFIG\_PARAMS\_3** structure is not available in Windows 2000 Server, Windows Server 2003, Windows Server 2008, Windows Server 2008 R2, and Windows Server 2012.

<178> Section 2.2.1.2.249: The **MPRAPI\_TUNNEL\_CONFIG\_PARAMS\_3** structure is not available in Windows 2000 Server, Windows Server 2003, Windows Server 2008, Windows Server 2008 R2, and Windows Server 2012.

<179> Section 2.2.1.2.250: The **MPR\_SERVER\_SET\_CONFIG\_EX\_3** structure is available in Windows 2000 Server, Windows Server 2003, Windows Server 2008, Windows Server 2008 R2, and Windows Server 2012.

<180> Section 2.2.1.2.251: The **MPR\_SERVER\_EX\_3** structure is not available in Windows 2000 Server, Windows Server 2003, Windows Server 2008, Windows Server 2008 R2, and Windows Server 2012.

<181> Section 2.2.1.2.252: The **BGP\_CONFIG\_HEADER** structure is not available in Windows 2000 Server, Windows Server 2003, Windows Server 2008, Windows Server 2008 R2, and Windows Server 2012.

<182> Section 2.2.1.2.253: The **BGP\_TOC\_ENTRY** structure is not available in Windows 2000 Server, Windows Server 2003, Windows Server 2008, Windows Server 2008 R2, and Windows Server 2012.

<183> Section 2.2.1.2.254: The **BGP\_IP\_ADDRESS** structure is not available in Windows 2000 Server, Windows Server 2003, Windows Server 2008, Windows Server 2008 R2, and Windows Server 2012.

<184> Section 2.2.1.2.255: The **BGP\_IP\_PREFIX** structure is not available in Windows 2000 Server, Windows Server 2003, Windows Server 2008, Windows Server 2008 R2, and Windows Server 2012.

<185> Section 2.2.1.2.256: The **BGP\_ASN\_RANGE** structure is not available in Windows 2000 Server, Windows Server 2003, Windows Server 2008, Windows Server 2008 R2, and Windows Server 2012.

<186> Section 2.2.1.2.257: The **BGP\_ROUTER\_CONFIG** structure is not available in Windows 2000 Server, Windows Server 2003, Windows Server 2008, Windows Server 2008 R2, and Windows Server 2012.

<187> Section 2.2.1.2.258: The **BGP\_POLICY\_MATCH** structure is not available in Windows 2000 Server, Windows Server 2003, Windows Server 2008, Windows Server 2008 R2, and Windows Server 2012.

<188> Section 2.2.1.2.259: The **BGP\_POLICY\_MODIFY** structure is not available in Windows 2000 Server, Windows Server 2003, Windows Server 2008, Windows Server 2008 R2, and Windows Server 2012.

<189> Section 2.2.1.2.260: The **BGP\_POLICY\_ACTION** structure is not available in Windows 2000 Server, Windows Server 2003, Windows Server 2008, Windows Server 2008 R2, and Windows Server 2012.

<190> Section 2.2.1.2.261: The **BGP\_POLICY** structure is not available in Windows 2000 Server, Windows Server 2003, Windows Server 2008, Windows Server 2008 R2, and Windows Server 2012.

<191> Section 2.2.1.2.262: The **BGP\_PEER** structure is not available in Windows 2000 Server, Windows Server 2003, Windows Server 2008, Windows Server 2008 R2, and Windows Server 2012.

<192> Section 2.2.1.2.263: The **BGP\_PEER\_TO\_POLICIES** structure is not available in Windows 2000 Server, Windows Server 2003, Windows Server 2008, Windows Server 2008 R2, and Windows Server 2012.

<193> Section 2.2.1.2.264: The **BGP\_ADVERTISE** structure is not available in Windows 2000 Server, Windows Server 2003, Windows Server 2008, Windows Server 2008 R2, Windows Server 2012.

<194> Section 2.2.1.2.265: The **BGP\_ROUTER\_V6** structure is not available in Windows 2000 Server, Windows Server 2003, Windows Server 2008, Windows Server 2008 R2, and Windows Server 2012.

<195> Section 2.2.1.2.266: The **PRIORITY\_INFO\_EX** structure is not available in Windows 2000 Server, Windows Server 2003, Windows Server 2008, Windows Server 2008 R2, and Windows Server 2012.

<196> Section 2.2.1.2.267: The **PROTOCOL\_METRIC\_EX** structure is not available in Windows 2000 Server, Windows Server 2003, Windows Server 2008, Windows Server 2008 R2, and Windows Server 2012.

<197> Section 2.2.1.2.268: The **ROUTER\_IKEv2\_IF\_CUSTOM\_CONFIG\_1** structure is not available in Windows 2000 Server, Windows Server 2003, Windows Server 2008, Windows Server 2008 R2, and Windows Server 2012.

<198> Section 2.2.1.2.269: The **MPR\_IF\_CUSTOMINFOEX\_1** structure is not available in Windows 2000 Server, Windows Server 2003, Windows Server 2008, Windows Server 2008 R2, and Windows Server 2012.

<199> Section 2.2.1.2.270: The **L2TP\_TUNNEL\_CONFIG\_PARAMS\_1** structure is not available in Windows 2000 Server, Windows Server 2003, Windows Server 2008, Windows Server 2008 R2, and Windows Server 2012.

<200> Section 2.2.1.2.271: The **L2TP\_CONFIG\_PARAMS\_2** structure is not available in Windows 2000 Server, Windows Server 2003, Windows Server 2008, Windows Server 2008 R2, and Windows Server 2012.

<201> Section 2.2.2: The phonebook file used by Windows is router.pbk present under the directory System32 under the Windows folder. For example, C:\Windows\System32\ras\router.pbk is the file used on RRAS server where Windows folder is C:\Windows.

<202> Section 2.2.2.1: On Windows 2000 Server and Windows Server 2003, the number of characters in a RRAS entry section name cannot exceed 256 bytes. Otherwise on applicable Windows Server releases the numbers of characters in a RRAS entry section name cannot exceed 1536 bytes.

<203> Section 2.2.2.2.3: The **Type** key is not optional on Windows 2000 Server, Windows Server 2003, and Windows Server 2008. Otherwise on applicable Windows Server releases the **Type** key is optional.

<204> Section 2.2.2.2.3: Broadband connection value 5 is not available on Windows 2000 Server.

<205> Section 2.2.2.2.11: In Windows 2000 Server, Windows Server 2003, and Windows Server 2008, RRAS attempts L2TP first. If L2TP fails, PPTP is tried. If PPTP fails, demand-dial connection fails.

In Windows Server 2008 R2, RRAS attempts PPTP first. If PPTP fails, L2TP is tried. If L2TP fails, demand-dial connection fails.

Otherwise on applicable Windows Server releases RRAS attempts PPTP first. If PPTP fails, L2TP is tried. If L2TP fails, IKEv2 is tried. If IKEv2 fails, demand-dial connection fails.

<206> Section 2.2.2.2.11: The IKEv2 is not available in Windows 2000 Server, Windows Server 2003, Windows Server 2008, and Windows Server 2008 R2.

- <207> Section 2.2.2.2.12: The NetBEUI network protocol is available only on Windows 2000 Server.
- <208> Section 2.2.2.2.12: The IPX network protocol is available only on Windows 2000 Server.
- <209> Section 2.2.2.2.12: The IPv6 network protocol is not available on Windows 2000 Server and Windows Server 2003.
- <210> Section 2.2.2.2.20: On Windows 2000 and Windows Server 2003, RRAS adjusts the number of subentries configured for the connection as bandwidth is needed. RRAS uses **DialPercent**, **DialSeconds**, **HangupPercent**, and **HangupSeconds** to determine when to dial or disconnect a subentry. Otherwise on applicable Windows Server releases RRAS ignores this key and assumes the value to be 1.
- <211> Section 2.2.2.2.21: The **DialPercent** key is only used on Windows 2000 Server and Windows Server 2003. Otherwise the key is ignored on applicable Windows Server releases.
- <212> Section 2.2.2.2.22: The **DialSeconds** key is only used on Windows 2000 Server and Windows Server 2003. Otherwise the key is ignored on applicable Windows Server releases.
- <213> Section 2.2.2.2.23: The **HangupPercent** key is only used on Windows 2000 Server and Windows Server 2003. Otherwise the key is ignored on applicable Windows Server releases.
- <214> Section 2.2.2.2.24: The **HangupSeconds** key is only used on Windows 2000 Server and Windows Server 2003. Otherwise the key is ignored on applicable Windows Server releases.
- <215> Section 2.2.2.2.35: The **DisableIKENAMEkuCheck** key is ignored on Windows 2000 Server and Windows Server 2003.
- <216> Section 2.2.2.2.38: In Windows 2000 Server and Windows Server 2003 the option to enable NetBT on the RRAS entry is based on the values for the keys **ShareMsFilePrint** and **BindMsNetClient**. When both key values are set to zero (0) that indicates disable NetBT. Otherwise a value of one (1) for either or both keys indicates enable NetBT.
- On Windows Server 2008 and Windows Server 2008 R2, RRAS relies on the keys **ShareMsFilePrint**, **BindMsNetClient**, and **IpNBTFIags** to configure NetBT on the RRAS entry.
- <217> Section 2.2.2.2.46: The **PreferredHwFlow** key is ignored on Windows 2000 Server.
- <218> Section 2.2.2.2.47: The **PreferredProtocol** key is ignored on Windows 2000 Server.
- <219> Section 2.2.2.2.48: The **PreferredCompression** key is ignored in Windows 2000 Server.
- <220> Section 2.2.2.2.49: The **PreferredSpeaker** key is ignored in Windows 2000 Server.
- <221> Section 2.2.2.2.58: The SPAP (bit 5) and MSCHAPv1 (bit 7) are present only on Windows 2000 Server and Windows Server 2003.
- <222> Section 2.2.2.2.58: The Windows 95 operating system compatible MSCHAP (bit 11) is present only on Windows 2000 Server and Windows Server 2003.
- <223> Section 2.2.2.2.58: The machine certificate authentication method for IKEv2 is not available in Windows 2000 Server, Windows Server 2003, Windows Server 2008, and Windows Server 2008 R2.
- <224> Section 2.2.2.2.58: The preshared key authentication method for IKEv2 is not available in Windows 2000 Server, Windows Server 2003, Windows Server 2008, and Windows Server 2008 R2.
- <225> Section 2.2.2.2.73: The **IpNBTFIags** key is not available on Windows 2000 Server and Windows Server 2003. The meaning for the combination of values for keys **IpNBTFIags**, **BindMsNetClient**, and **ShareMsFilePrint** is given in the following table.



Value	Meaning
0	Disable NetBT.
1	Disable NetBT if the value for the keys <b>ShareMsFilePrint</b> and <b>BindMsNetClient</b> is set to "0".
1	Enable NetBT if the value for either of the keys <b>ShareMsFilePrint</b> and <b>BindMsNetClient</b> is "1".

<226> Section 2.2.2.2.74: The **TcpWindowSize** key is ignored on applicable Windows Server releases except on Windows 2000 Server and Windows Server 2003.

<227> Section 2.2.2.2.79: The **Ipv6Assign** key is ignored on Windows 2000 Server, Windows Server 2003, and Windows Server 2008.

<228> Section 2.2.2.2.80: The **Ipv6PrefixLength** key is ignored on Windows 2000 Server, Windows Server 2003, and Windows Server 2008.

<229> Section 2.2.2.2.84: The **Ipv6DnsAddress** key is ignored on Windows 2000 Server and Windows Server 2003.

<230> Section 2.2.2.2.85: The **Ipv6Dns2Address** key is ignored on Windows 2000 Server and Windows Server 2003.

<231> Section 2.2.2.2.86: The **Ipv6Prefix** key is ignored on Windows 2000 Server, Windows Server 2003, and Windows Server 2008.

<232> Section 2.2.2.2.87: The **Ipv6InterfaceId** key is ignored on Windows 2000 Server, Windows Server 2003, and Windows Server 2008.

<233> Section 2.2.2.2.97: If the **PBVersion** key is present and is set to "1", and the **Type** key is present, then this key is optional on applicable Windows Server releases except on Windows 2000 Server, Windows Server 2003, and Windows Server 2008.

<234> Section 2.2.2.2.100: In Windows 2000 Server the value of **DEVICE** key is same as that of **MEDIA** key for all the device types other than Modem, Isdn, X25, Pad, and Switch. The X25 and Pad device types are supported in Windows 2000 Server and Windows Server 2003. The PPPoE device type is not supported in Windows 2000 Server.

<235> Section 2.2.2.2.101: The **Terminal** key is not available in Windows 2000 Server.

<236> Section 2.2.2.2.104: The X25 and Pad device types are present on Windows 2000 Server and Windows Server 2003. Otherwise this key is ignored in applicable Windows Server releases.

<237> Section 2.2.2.2.105: The X25 and Pad device types are present on Windows 2000 Server and Windows Server 2003. Otherwise this key is ignored in applicable Windows Server releases.

<238> Section 2.2.2.2.106: The X25 and Pad device types are present on Windows 2000 Server and Windows Server 2003. Otherwise this key is ignored in applicable Windows Server releases.

<239> Section 2.2.2.2.107: The X25 and Pad device types are present on Windows 2000 Server and Windows Server 2003. Otherwise this key is ignored in applicable Windows Server releases.

<240> Section 2.2.3: Windows clients use these registry keys to manage RRAS configuration when the RRASM server is offline.

<241> Section 2.2.3.1: The IPX value is available only in Windows 2000 Server.

<242> Section 2.2.3.1.3: The **GlobalInterfaceInfo** value is defined only for the IPX transport available only in Windows 2000.

<243> Section 2.2.3.4.18.3: The RADIUS accounting server-specific setting registry key is defined only on Windows 2000 Server and Windows Server 2003.

<244> Section 2.2.3.4.19.4: The RADIUS authentication server-specific setting registry keys are only defined on Windows 2000 Server and Windows Server 2003.

<245> Section 2.2.5.1.1: The IPv6-related information and features are not defined in Windows 2000 Server and Windows Server 2003.

<246> Section 3.1.1: The PID\_IPX value is available only in Windows 2000. The PID\_IPV6 value is not available in Windows 2000 Server and Windows Server 2003.

<247> Section 3.1.4.1: The **MPR\_SERVER\_1** structure is not defined in Windows 2000 Server.

<248> Section 3.1.4.1: The **MPR\_SERVER\_2** structure is not defined in Windows 2000 Server and Windows Server 2003.

<249> Section 3.1.4.1: The **MPR\_SERVER\_1** structure is not defined in Windows 2000 Server.

<250> Section 3.1.4.1: The **MPR\_SERVER\_2** structure is not defined in Windows 2000 Server and Windows Server 2003.

<251> Section 3.1.4.2: The **RASI\_CONNECTION\_3** structure is not defined in Windows 2000 Server and Windows Server 2003.

<252> Section 3.1.4.10: The **RRouterInterfaceTransportSetGlobalInfo** method is not available on Windows 2000, Windows XP, Windows Vista, or Windows 7.

<253> Section 3.1.4.10: The PID\_IPX value is available only in Windows 2000 Server. The PID\_IPV6 value is not available in Windows 2000 Server and Windows Server 2003.

<254> Section 3.1.4.11: The **RRouterInterfaceTransportGetGlobalInfo** method is not available on Windows 2000, Windows XP, Windows Vista, or Windows 7.

<255> Section 3.1.4.11: The PID\_IPX value is available only in Windows 2000 Server. The PID\_IPV6 value is not available in Windows 2000 Server and Windows Server 2003.

<256> Section 3.1.4.11: The MS\_IP\_OSPF value is only available in Windows 2000 Server and Windows Server 2003.

<257> Section 3.1.4.11: The MS\_IP\_ALG value is not available in Windows 2000 Server.

<258> Section 3.1.4.12: The **RRouterInterfaceGetHandle** method is not available on Windows 2000, Windows XP, Windows Vista, or Windows 7.

<259> Section 3.1.4.13: The **RRouterInterfaceCreate** method is not supported in Windows 2000, Windows XP, Windows Vista, and Windows 7.

<260> Section 3.1.4.13: If **dwIfType** is set to ROUTER\_IF\_TYPE\_TUNNEL1, no error is returned in Windows 2000 Server.

<261> Section 3.1.4.14: The **RRouterInterfaceGetInfo** method is not available on Windows 2000, Windows XP, Windows Vista, or Windows 7.

<262> Section 3.1.4.15: The **RRouterInterfaceSetInfo** method is not available on Windows 2000, Windows XP, Windows Vista, or Windows 7.

<263> Section 3.1.4.15: The **MPRI\_INTERFACE\_3** structure is not available in Windows 2000 Server and Windows Server 2003.

<264> Section 3.1.4.16: The **RRouterInterfaceDelete** method is not available on Windows 2000, Windows XP, Windows Vista, or Windows 7.

<265> Section 3.1.4.17: The **RRouterInterfaceTransportRemove** method is not available on Windows 2000, Windows XP, Windows Vista, or Windows 7.

<266> Section 3.1.4.17: The PID\_IPX value is available only in Windows 2000 Server. The PID\_IPv6 value is not available in Windows 2000 Server and Windows Server 2003.

<267> Section 3.1.4.18: The **RRouterInterfaceTransportAdd** method is not available on Windows 2000, Windows XP, Windows Vista, or Windows 7.

<268> Section 3.1.4.18: The PID\_IPX value is available only in Windows 2000 Server. The PID\_IPv6 value is not available in Windows 2000 Server and Windows Server 2003.

<269> Section 3.1.4.18: IPv6-related information and features are not defined in Windows 2000 Server and Windows Server 2003.

<270> Section 3.1.4.18: The MS\_IP\_OSPF value is available only in Windows 2000 Server and Windows Server 2003.

<271> Section 3.1.4.19: The **RRouterInterfaceTransportGetInfo** method is not available on Windows 2000, Windows XP, Windows Vista, or Windows 7.

<272> Section 3.1.4.19: The PID\_IPX value is available only in Windows 2000 Server. The PID\_IPv6 value is not available in Windows 2000 Server and Windows Server 2003.

<273> Section 3.1.4.19: The **IPV6\_ROUTE\_INFO** and **FILTER\_DESCRIPTOR\_V6** (section 2.2.1.2.7) cannot be retrieved in Windows 2000 Server, Windows Server 2003, and in Windows Server 2008.

<274> Section 3.1.4.20: The **RRouterInterfaceTransportSetInfo** method is not available on Windows 2000, Windows XP, Windows Vista, or Windows 7.

<275> Section 3.1.4.20: The PID\_IPX value is available on Windows 2000 Server only. The PID\_IPv6 value is not available on Windows 2000 Server and Windows Server 2003.

<276> Section 3.1.4.20: IPv6-related information and features are not defined in Windows 2000 Server and Windows Server 2003.

<277> Section 3.1.4.20: The MS\_IP\_OSPF value is available only in Windows 2000 Server and Windows Server 2003.

<278> Section 3.1.4.21: The **RRouterInterfaceEnum** method is not available on Windows 2000, Windows XP, Windows Vista, or Windows 7.

<279> Section 3.1.4.22: The **RRouterInterfaceConnect** method is not available on Windows 2000, Windows XP, Windows Vista, or Windows 7.

<280> Section 3.1.4.24: The **RRouterInterfaceUpdateRoutes** method is not available on Windows 2000, Windows XP, Windows Vista, or Windows 7.

<281> Section 3.1.4.24: The PID\_IPX value is available only in Windows 2000 Server.

<282> Section 3.1.4.25: The **RRouterInterfaceQueryUpdateResult** method is not available on Windows 2000, Windows XP, Windows Vista, or Windows 7.

<283> Section 3.1.4.25: The PID\_IPX value is available only in Windows 2000 Server.

<284> Section 3.1.4.26: The **RRouterInterfaceUpdatePhonebookInfo** method is not available on Windows 2000, Windows XP, Windows Vista, or Windows 7.

<285> Section 3.1.4.27: The **RMIBEntryCreate** method is not available on Windows 2000, Windows XP, Windows Vista, or Windows 7.

<286> Section 3.1.4.28: The **RMIBEntryDelete** method is not available on Windows 2000, Windows XP, Windows Vista, or Windows 7.

<287> Section 3.1.4.28: Not supported in Windows Server 2008 and Windows Server 2008 R2 operating system.

<288> Section 3.1.4.29: The **RMIBEntrySet** method is not available on Windows 2000, Windows XP, Windows Vista, or Windows 7.

<289> Section 3.1.4.30: The **RMIBEntryGet** method is not available on Windows 2000, Windows XP, Windows Vista, or Windows 7.

<290> Section 3.1.4.30: The PID\_IPX value is available only in Windows 2000 Server. The PID\_IPv6 value is not available in Windows 2000 Server and Windows Server 2003.

<291> Section 3.1.4.30: The MS\_IP\_OSPF value is available only in Windows 2000 Server and Windows Server 2003.

<292> Section 3.1.4.31: The **RMIBEntryGetFirst** method is not available on Windows 2000, Windows XP, Windows Vista, or Windows 7.

<293> Section 3.1.4.31: The PID\_IPX value is available only in Windows 2000 Server. The PID\_IPv6 value is not available in Windows 2000 Server and Windows Server 2003.

<294> Section 3.1.4.31: The MS\_IP\_OSPF value is available only in Windows 2000 Server and Windows Server 2003.

<295> Section 3.1.4.32: The **RMIBEntryGetNext** method is not available on Windows 2000, Windows XP, Windows Vista, or Windows 7.

<296> Section 3.1.4.32: Windows returns ERROR\_SUCCESS when the global configuration for IPBOOTP is requested. Since only one global configuration is available for IPBOOTP, **RMIBEntryGetNext** method is treated the same as **RMIBEntryGetFirst** method and the global configuration always returns the value ERROR\_SUCCESS.

<297> Section 3.1.4.33: The **RMIBGetTrapInfo** method is not available on Windows 2000, Windows XP, Windows Vista, or Windows 7.

<298> Section 3.1.4.33: The PID\_IPX value is available only in Windows 2000 Server. The PID\_IPv6 value is not available in Windows 2000 Server and Windows Server 2003.

<299> Section 3.1.4.34: The **RMIBSetTrapInfo** method is not available on Windows 2000, Windows XP, Windows Vista, or Windows 7. This method is not invoked by Windows remotely.

<300> Section 3.1.4.35: The **RRasAdminConnectionNotification** method is not available on Windows 2000, Windows XP, Windows Vista, or Windows 7. This method is not invoked by Windows remotely.

<301> Section 3.1.4.36: The **RRasAdminSendUserMessage** method is not available on Windows 2000, Windows XP, Windows Vista, or Windows 7.

<302> Section 3.1.4.36: The *hDimServer* handle is only defined in Windows Server 2003.

<303> Section 3.1.4.37: The **RRouterDeviceEnum** method is not available on Windows 2000, Windows XP, Windows Vista, or Windows 7.

<304> Section 3.1.4.38: The **RRouterInterfaceTransportCreate** method is not available on Windows 2000, Windows XP, Windows Vista, or Windows 7.

<305> Section 3.1.4.38: The PID\_IPX value is available only in Windows 2000 Server. The PID\_IPv6 value is not available in Windows 2000 Server and Windows Server 2003.

<306> Section 3.1.4.38: In Windows, iprtmgr.dll MUST be present in the %systemroot%\system32 folder.

<307> Section 3.1.4.39: The **RRouterInterfaceDeviceGetInfo** method is not available on Windows 2000, Windows XP, Windows Vista, or Windows 7.

<308> Section 3.1.4.40: The **RRouterInterfaceDeviceSetInfo** method is not available on Windows 2000, Windows XP, Windows Vista, or Windows 7.

<309> Section 3.1.4.40: Windows does not validate the type of devices being added for a connection. Thus, if the devices specified are valid serial, ISDN, PPPoE, or VPN devices (as provided by the RRouterDeviceEnum method), the addition of the VPN/PPPoE devices still succeeds and the method returns ERROR\_SUCCESS, though the functionality itself is not supported.

<310> Section 3.1.4.41: The **RRouterInterfaceSetCredentialsEx** method is not available on Windows 2000, Windows XP, Windows Vista, or Windows 7.

<311> Section 3.1.4.42: The **RRouterInterfaceGetCredentialsEx** method is not available on Windows 2000, Windows XP, Windows Vista, or Windows 7.

<312> Section 3.1.4.43: The **RRasAdminConnectionRemoveQuarantine** method is not available on Windows 2000, Windows XP, Windows Vista, or Windows 7.

<313> Section 3.1.4.43: The *hDimServer* handle is only defined in Windows Server 2003.

<314> Section 3.1.4.44: The **RMprAdminServerSetInfo** method is not available on Windows 2000, Windows XP, Windows Vista, or Windows 7.

<315> Section 3.1.4.44: For each VPN Tunnel Type, Windows maintains the port configuration by using the registry keys **MaxWanEndpoints** and **WanEndpoints** as specified in [sectionssection 2.2.3.3.1.7](#) and [section 2.2.3.3.1.8](#), respectively. The **WanEndpoints** key corresponds to the number of ports being configured through the **MPR\_SERVER\_1** and **MPR\_SERVER\_2** structures. When **WanEndpoints** is configured to be more than **MaxWanEndpoints**, a reboot is required for the configuration change to be applied by the RRAS implementation. In such a case, Windows will return the error code ERROR\_SUCCESS\_REBOOT\_REQUIRED.

<316> Section 3.1.4.44: Windows will return the error value ERROR\_REBOOT\_REQUIRED when the configuration change requires a reboot of the machine for the settings to be applied. One such implementation requirement is when the number of ports configured is more than the maximum number of ports that the tunneling protocols are configured to support initially.

<317> Section 3.1.4.45: The **RMprAdminServerGetInfoEx** method was introduced in Windows Server 2008 R2 and Windows 7.

<318> Section 3.1.4.46: The **RRasAdminConnectionEnumEx** method was introduced in Windows Server 2008 R2 and Windows 7.

<319> Section 3.1.4.47: The **RRasAdminConnectionGetInfoEx** method is not available on Windows 2000, Windows 2000 Server, Windows XP, Windows Server 2003, or Windows Vista.

<320> Section 3.1.4.48: The **RMprAdminServerSetInfoEx** method is not available on Windows 2000, Windows XP, Windows Vista, or Windows 7.

<321> Section 3.1.4.48: Windows returns the error value ERROR\_SUCCESS\_REBOOT\_REQUIRED (0x00000BC2) when the configuration change requires a reboot of the machine for the settings to be

applied. One such instance is when the number of ports configured is more than the maximum number of ports that the tunneling protocols are configured to support initially.

<322> Section 3.1.4.48: Windows returns the error value `ERROR_SUCCESS_RESTART_REQUIRED` (0x00000BC3) when a configuration change is being done for SSTP or IKEv2, such as when the value for the `setConfigForProtocols` member of `MPR_SERVER_SET_CONFIG_EX_1` in `pServerConfig` is specified as `MPRAPI_SET_CONFIG_PROTOCOL_FOR_SSTP` (0x00000004) or `MPRAPI_SET_CONFIG_PROTOCOL_FOR_IKEV2` (0x00000008).

<323> Section 3.1.4.49: The **RRasAdminUpdateConnection** method is not available on Windows 2000, Windows XP, Windows Vista, or Windows 7.

<324> Section 3.1.4.50: The **RRouterInterfaceSetCredentialsLocal** method is not available on Windows 2000, Windows XP, Windows Vista, or Windows 7.

<325> Section 3.1.4.51: The **RRouterInterfaceGetCredentialsLocal** method is not available in Windows 2000 Server, Windows Server 2003, and Windows Server 2008.

<326> Section 3.1.4.52: The **RRouterInterfaceGetCustomInfoEx** method is not available in Windows 2000 Server, Windows Server 2003, Windows Server 2008, and Windows Server 2008 R2.

<327> Section 3.1.4.53: The **RRouterInterfaceSetCustomInfoEx** method is not available in Windows 2000 Server, Windows Server 2003, Windows Server 2008, and Windows Server 2008 R2.

<328> Section 3.2.4.15: The error code `ERROR_IKEV2_PSK_INTERFACE_ALREADY_EXISTS` is not available in Windows 2000 Server, Windows Server 2003, Windows Server 2008, and Windows Server 2008 R2.

<329> Section 3.2.4.15: Windows calls **RRouterInterfaceGetInfo** method (section 3.2.4.14) in order to construct and fill the structures with which `RRouterInterfaceSetInfo` will be called. After the structure is retrieved the **RRouterInterfaceGetInfo** method is used to apply the necessary configuration modifications to the structure before **RRouterInterfaceSetInfo** method is called.

<330> Section 3.3.4: Windows 2000 Server does not throw an exception to indicate the client does not have access.

<331> Section 3.3.4: Windows 2000 Server returns the status value of **E\_ACCESSDENIED** (0x80070005).

<332> Section 3.3.4.1: Windows 2000 Server does not throw an RPC exception. Instead it returns an error value of `E_ACCESSDENIED` (0x80070005).

<333> Section 3.3.4.2: Windows 2000 Server does not throw an RPC exception. Instead it returns an error value of `E_ACCESSDENIED` (0x80070005).

<334> Section 3.3.4.2: Windows 2000 Server does not perform access permission validation.

<335> Section 3.3.4.3: Windows 2000 Server does not throw an RPC exception. Instead, it returns an error value of `E_ACCESSDENIED` (0x80070005).

<336> Section 3.3.4.4: Windows 2000 Server does not throw an RPC exception. Instead, it returns an error value of `E_ACCESSDENIED` (0x80070005).

<337> Section 3.3.4.4: Windows 2000 Server does not validate access permission.

<338> Section 3.3.4.5: Windows 2000 Server does not throw an RPC exception. Instead, it returns an error value of **E\_ACCESSDENIED** (0x80070005).

<339> Section 3.3.4.5: The maximum for **ReqTypes** enumeration is 122 for Windows 2000 Server, 129 for Windows Server 2003, 137 for Windows Server 2008, and 141 for Windows Server 2008 R2.

<340> Section 3.3.4.5: The version is 5 for Windows 2000 Server, 6 for Windows Server 2003, Windows Server 2008, and Windows Server 2008 R2.

<341> Section 3.3.4.5: Validation is not available in Windows 2000 Server.

<342> Section 3.3.4.6: The NP\_Nbf value is valid only in Windows 2000 Server.

<343> Section 3.3.4.6: The NP\_Ipx value is valid only in Windows 2000 Server.

<344> Section 3.3.4.6: The NP\_Ipv6 vlaue is not valid in Windows 2000 Server and Windows Server 2003.

<345> Section 3.3.4.6: Windows 2000 Server does not throw an RPC exception. Instead, it returns an error value of E\_ACCESSDENIED (0x80070005).

<346> Section 3.3.4.7: Windows 2000 Server does not throw an RPC exception. Instead, it returns an error value of E\_ACCESSDENIED (0x80070005).

<347> Section 3.3.4.7: Windows 2000 Server does not validate access permission.

<348> Section 3.3.4.7: The RRAS server version is 5 for Windows 2000 Server, and 6 for Windows Server 2003, Windows Server 2008, and Windows Server 2008 R2.

<349> Section 3.4.4: Windows 2000 Server will return a status of E\_ACCESS\_DENIED if the client is not an administrator of the RRASM server.

<350> Section 3.5.4.4.1: The **GetIcfEnabled** method is defined only in Windows 2000 Server, Windows Server 2003, and Windows Server 2003 R2.

<351> Section 3.5.4.7: **SSTP** methods in the **IRemoteSSTPCertCheck** interface are not available in Windows 2000 Server, Windows Server 2003, and Windows Server 2008.

<352> Section 4.1: SSTP methods are not defined in Windows 2000 Server and Windows Server 2003.

<353> Section 4.2: The Information level 3 is not defined in Windows 2000 Server and Windows Server 2003.

## 8 Change Tracking

This section identifies changes that were made to this document since the last release. Changes are classified as Major, Minor, or None.

The revision class **Major** means that the technical content in the document was significantly revised. Major changes affect protocol interoperability or implementation. Examples of major changes are:

- A document revision that incorporates changes to interoperability requirements.
- A document revision that captures changes to protocol functionality.

The revision class **Minor** means that the meaning of the technical content was clarified. Minor changes do not affect protocol interoperability or implementation. Examples of minor changes are updates to clarify ambiguity at the sentence, paragraph, or table level.

The revision class **None** means that no new technical changes were introduced. Minor editorial and formatting changes may have been made, but the relevant technical content is identical to the last released version.

The changes made to this document are listed in the following table. For more information, please contact dohelp@microsoft.com.

Section	Description	Revision class
2 Messages	8518 : Added missing content.	Minor
2.1 Transport	8518 : Added missing content.	Minor
2.1.1 DIMSVC Security Settings	8518 : Added missing content.	Minor
2.1.2 Rasrpc Security Settings	Added missing content.	Minor
2.2 Common Data Types	8518 : Added missing content.	Minor
2.2.1.1 Data Types, Enumerations, and Constants	8518 : Added missing content.	Minor
2.2.1.2 Structures	8518 : Added missing content.	Minor
2.2.5.1 Structures	8518 : Added missing content.	Minor
3 Protocol Details	8518 : Added missing content.	Minor
3.1 DIMSVC Interface Server Details	8518 : Added missing content.	Minor
3.1.4 Message Processing Events and Sequencing Rules	8518 : Added missing content.	Minor
3.2 DIMSVC Interface Client Details	8518 : Added missing content.	Minor
3.3.4 Message Processing Events and Sequencing Rules	8518 : Added missing content.	Minor
3.4 RASRPC Interface Client Details	8518 : Added missing content.	Minor
3.5 REMRAS Interface Server Details	8518 : Added missing content.	Minor
3.5.4 Message Processing Events and Sequencing Rules	8518 : Added missing content.	Minor
3.6 REMRAS Interface Client Details	8518 : Added missing content.	Minor



<b>Section</b>	<b>Description</b>	<b>Revision class</b>
7 Appendix B: Product Behavior	Added Windows Server 2019 to the list of applicable products.	Major

## 9 Index

### A

Abstract data model  
  client (section 3.2.1 401, section 3.4.1 419, section 3.6.1 431)  
    DIMSVC interface 401  
    RASRPC interface 419  
  server (section 3.1.1 315, section 3.3.1 407, section 3.5.1 421)  
    DIMSVC interface 315  
    RASRPC interface 407  
Applicability 36

### B

BGP\_ADVERTISE packet 268  
BGP\_ASN\_RANGE structure 262  
BGP\_CONFIG\_HEADER packet 259  
BGP\_IP\_ADDRESS structure 261  
BGP\_IP\_PREFIX structure 261  
BGP\_PEER structure 267  
BGP\_PEER\_TO\_POLICIES structure 268  
BGP\_PEERING\_OP\_MODE enumeration 51  
BGP\_POLICY packet 265  
BGP\_POLICY\_ACTION structure 265  
BGP\_POLICY\_DIRECTION enumeration 50  
BGP\_POLICY\_MATCH structure 263  
BGP\_POLICY\_MODIFY structure 264  
BGP\_POLICY\_TYPE enumeration 50  
BGP\_ROUTER\_CONFIG structure 262  
BGP\_ROUTER\_V6 structure 269  
BGP\_TOC\_ENTRY packet 259

### C

Capability negotiation 36  
CERT\_BLOB\_1 packet 171  
CERT\_EKU\_1 packet 255  
Change tracking 528  
Client  
  abstract data model (section 3.2.1 401, section 3.4.1 419, section 3.6.1 431)  
    DIMSVC interface 401  
    RASRPC interface 419  
  dimsvc interface interface 401  
  initialization (section 3.2.3 402, section 3.4.3 419, section 3.6.3 431)  
    DIMSVC interface 402  
    RASRPC interface 419  
  local events (section 3.2.6 407, section 3.4.6 421, section 3.6.6 432)  
    DIMSVC interface 407  
    RASRPC interface 421  
  message processing (section 3.2.4 402, section 3.4.4 420, section 3.6.4 431)  
    DIMSVC interface 402  
    RASRPC interface 420  
  overview (section 3.2 401, section 3.4 419, section 3.6 431)  
  rasrpc interface interface 419  
  RasRpcDeleteEntry (Opnum 5) method 420  
  RasRpcGetInstalledProtocolsEx (Opnum 14) method 421  
  RasRpcGetSystemDirectory (Opnum 11) method 420  
  RasRpcGetUserPreferences (Opnum 9) method 420  
  RasRpcGetVersion (Opnum 15) method 421  
  RasRpcSetUserPreferences (Opnum 10) method 420  
  RasRpcSubmitRequest (Opnum 12) method 420  
  remras interface interface 431

RMIBEntryCreate (Opnum 26) method 404  
 RMIBEntryDelete (Opnum 27) method 404  
 RMIBEntryGet (Opnum 29) method 405  
 RMIBEntryGetFirst (Opnum 30) method 405  
 RMIBEntryGetNext (Opnum 31) method 405  
 RMIBEntrySet (Opnum 28) method 405  
 RMIBGetTrapInfo (Opnum 32) method 405  
 RMIBSetTrapInfo (Opnum 33) method 405  
 RMprAdminServerGetInfo (Opnum 0) method 402  
 RMprAdminServerGetInfoEx (Opnum 44) method 406  
 RMprAdminServerSetInfo (Opnum 43) method 406  
 RMprAdminServerSetInfoEx (Opnum 47) method 406  
 RRasAdminConnectionClearStats (Opnum 3) method 402  
 RRasAdminConnectionEnum (Opnum 1) method 402  
 RRasAdminConnectionEnumEx (Opnum 45) method 406  
 RRasAdminConnectionGetInfo (Opnum 2) method 402  
 RRasAdminConnectionGetInfoEx (Opnum 46) method 406  
 RRasAdminConnectionNotification (Opnum 34) method 405  
 RRasAdminConnectionRemoveQuarantine (Opnum 42) method 406  
 RRasAdminPortClearStats (Opnum 6) method 403  
 RRasAdminPortDisconnect (Opnum 8) method 403  
 RRasAdminPortEnum (Opnum 4) method 402  
 RRasAdminPortGetInfo (Opnum 5) method 402  
 RRasAdminPortReset (Opnum 7) method 403  
 RRasAdminSendUserMessage (Opnum 35) method 405  
 RRasAdminUpdateConnection (Opnum 48) method 406  
 RRouterDeviceEnum (Opnum 36) method 405  
 RRouterInterfaceConnect (Opnum 21) method 404  
 RRouterInterfaceCreate (Opnum 12) method 403  
 RRouterInterfaceDelete (Opnum 15) method 403  
 RRouterInterfaceDeviceGetInfo (Opnum 38) method 405  
 RRouterInterfaceDeviceSetInfo (Opnum 39) method 406  
 RRouterInterfaceDisconnect (Opnum 22) method 404  
 RRouterInterfaceEnum (Opnum 20) method 404  
 RRouterInterfaceGetCredentialsEx (Opnum 41) method 406  
 RRouterInterfaceGetCredentialsLocal (Opnum 50) method 407  
 RRouterInterfaceGetCustomInfoEx (Opnum 51) method 407  
 RRouterInterfaceGetHandle (Opnum 11) method 403  
 RRouterInterfaceGetInfo (Opnum 13) method 403  
 RRouterInterfaceQueryUpdateResult (Opnum 24) method 404  
 RRouterInterfaceSetCredentialsEx (Opnum 40) method 406  
 RRouterInterfaceSetCredentialsLocal (Opnum 49) method 406  
 RRouterInterfaceSetCustomInfoEx (Opnum 52) method 407  
 RRouterInterfaceSetInfo (Opnum 14) method 403  
 RRouterInterfaceTransportAdd (Opnum 17) method 404  
 RRouterInterfaceTransportCreate (Opnum 37) method 405  
 RRouterInterfaceTransportGetGlobalInfo (Opnum 10) method 403  
 RRouterInterfaceTransportGetInfo (Opnum 18) method 404  
 RRouterInterfaceTransportRemove (Opnum 16) method 403  
 RRouterInterfaceTransportSetGlobalInfo (Opnum 9) method 403  
 RRouterInterfaceTransportSetInfo (Opnum 19) method 404  
 RRouterInterfaceUpdatePhonebookInfo (Opnum 25) method 404  
 RRouterInterfaceUpdateRoutes (Opnum 23) method 404  
 security settings  
     dimgsvc 38  
     Rasrpc 39  
 sequencing rules (section 3.2.4 402, section 3.4.4 420, section 3.6.4 431)  
     DIMSVC interface 402  
     RASRPC interface 420  
 timer events (section 3.2.5 407, section 3.4.5 421, section 3.6.5 431)  
     DIMSVC interface 407  
     RASRPC interface 421  
 timers (section 3.2.2 401, section 3.4.2 419, section 3.6.2 431)  
     DIMSVC interface 401  
     RASRPC interface 419

- Common data types 39
- Common messages 40
- Configuration example 449
- Connection object 35
- Constants 40
- Creating a demand dial interface on rras with filters example 435
- Creating demand dial interface with filters example 435

## D

- Data model - abstract
  - client (section 3.2.1 401, section 3.4.1 419, section 3.6.1 431)
    - DIMSVC interface 401
    - RASRPC interface 419
  - server (section 3.1.1 315, section 3.3.1 407, section 3.5.1 421)
    - DIMSVC interface 315
    - RASRPC interface 407
- Data types 40
  - common - overview 39
- DeviceConfigInfo packet 232
- DHCPV6R\_GLOBAL\_CONFIG structure 182
- DHCPV6R\_IF\_CONFIG structure 184
- DHCPV6R\_IF\_STATS structure 183
- DHCPV6R\_MIB\_GET\_INPUT\_DATA structure 185
- DHCPV6R\_MIB\_GET\_OUTPUT\_DATA structure 182
- DIM\_INFORMATION\_CONTAINER structure 51
- DIM\_INTERFACE\_CONTAINER structure 52
- DIM\_MIB\_ENTRY\_CONTAINER structure 69
- DIMSVC interface - server 315
- dimsvc interface interface (section 3.1 315, section 3.2 401)
- Disconnecting a particular user connection example 433
- Disconnecting particular user connection example 433

## E

- EAPTLS\_HASH structure 160
- EAPTLS\_USER\_PROPERTIES packet 160
- Enum packet 236
- Enumerating interfaces and connecting "dd1" example 437
- Enumerating interfaces and connecting dd1 example 437
- Enumerations 40
- Events
  - local - client (section 3.2.6 407, section 3.4.6 421, section 3.6.6 432)
    - DIMSVC interface 407
    - RASRPC interface 421
  - local - server (section 3.1.6 401, section 3.3.6 418, section 3.5.6 430)
    - DIMSVC interface 401
    - RASRPC interface 418
  - timer - client (section 3.2.5 407, section 3.4.5 421, section 3.6.5 431)
    - DIMSVC interface 407
    - RASRPC interface 421
  - timer - server (section 3.1.5 400, section 3.3.5 418, section 3.5.5 430)
    - DIMSVC interface 400
    - RASRPC interface 418
- Examples
  - configuration 449
  - creating a demand dial interface on rras with filters 435
  - creating demand dial interface with filters 435
  - disconnecting a particular user connection 433
  - disconnecting particular user connection 433
  - enumerating interfaces and connecting "dd1" 437
  - enumerating interfaces and connecting dd1 437
  - interface configuration 447
  - ports configuration 448
  - querying interface status through Management Information Base (MIB) 438

- querying interface status through mib 438
- querying server configuration information 433
- querying validity of sstp certificate 450
- registry configuration 446
- retrieving device configuration information 440
- retrieving specific port information 441
- retrieving the rasrpc server version info 440
- sample phonebook file for a demand-dial connection 442
- transport configuration 446
- updating connection endpoint of IKEv2-based connection 439
- updating the connection endpoint of an ikev2-based connection 439

## F

- Fields - vendor-extensible 36
- FILTER\_DESCRIPTOR packet 58
- FILTER\_DESCRIPTOR\_V6 packet 60
- FILTER\_INFO structure 59
- FILTER\_INFO\_V6 structure 61
- FORWARD\_ACTION enumeration 42
- Full IDL 453

## G

- GetDevConfigStruct packet 235
- GetNdiswanDriverCapsStruct structure 235
- GetSetCalledId packet 234
- GLOBAL\_INFO structure 62
- Glossary 18

## I

- IDL 453
- IF\_TABLE\_INDEX structure 143
- IFFILTER\_INFO structure 137
- IGMP\_MIB\_GET\_INPUT\_DATA structure 195
- IGMP\_MIB\_GET\_OUTPUT\_DATA packet 196
- IGMP\_MIB\_GLOBAL\_CONFIG 198
- IGMP\_MIB\_GLOBAL\_CONFIG structure 198
- IGMP\_MIB\_GROUP\_IFS\_LIST packet 205
- IGMP\_MIB\_GROUP\_INFO 202
- IGMP\_MIB\_GROUP\_INFO structure 202
- IGMP\_MIB\_GROUP\_INFO\_V3 206
- IGMP\_MIB\_GROUP\_INFO\_V3 structure 206
- IGMP\_MIB\_IF\_CONFIG structure 199
- IGMP\_MIB\_IF\_GROUPS\_LIST 201
- IGMP\_MIB\_IF\_GROUPS\_LIST structure 201
- IGMP\_MIB\_IF\_STATS structure 203
- IKEV2\_CONFIG\_PARAMS\_1 structure 172
- IKEV2\_CONFIG\_PARAMS\_2 structure 252
- IKEV2\_CONFIG\_PARAMS\_3 structure 257
- IKEV2\_PROJECTION\_INFO\_1 structure 167
- IKEV2\_PROJECTION\_INFO\_2 structure 245
- IKEV2\_TUNNEL\_CONFIG\_PARAMS\_1 packet 171
- IKEV2\_TUNNEL\_CONFIG\_PARAMS\_2 packet 251
- IKEV2\_TUNNEL\_CONFIG\_PARAMS\_3 packet 255
- Implementer - security considerations 452
  - overview 452
  - RRAS Management Protocol-specific 452
- IN6\_ADDR structure 63
- Index of security parameters 452
- Info structure 237
- Informative references 29
- Initialization
  - client (section 3.2.3 402, section 3.4.3 419, section 3.6.3 431)

- DIMSVCS interface 402
- RASRPC interface 419
- server (section 3.1.3 316, section 3.3.3 407, section 3.5.3 422)
  - DIMSVCS interface 316
  - RASRPC interface 407
- Interface configuration 297
- Interface configuration example 447
- Interface object 33
- INTERFACE\_ROUTE\_ENTRY 207
- INTERFACE\_ROUTE\_ENTRY structure 207
- INTERFACE\_ROUTE\_INFO structure 63
- INTERFACE\_STATUS\_INFO structure 69
- Interfaces - client
  - dimsvc interface 401
  - rasrpc interface 419
  - remras interface 431
- Interfaces - server
  - DIMSVCS 315
  - dimsvc interface 315
  - RASRPC 407
  - rasrpc interface 407
  - remras interface 421
- Introduction 18
- IP\_ALG\_GLOBAL\_INFO structure 222
- IP\_AUTO\_DHCP\_GLOBAL\_INFO structure 215
- IP\_AUTO\_DHCP\_INTERFACE\_INFO structure 216
- IP\_AUTO\_DHCP\_MIB\_QUERY structure 211
- IP\_AUTO\_DHCP\_STATISTICS structure 211
- IP\_DNS\_PROXY\_GLOBAL\_INFO structure 217
- IP\_DNS\_PROXY\_INTERFACE\_INFO structure 218
- IP\_DNS\_PROXY\_MIB\_QUERY packet 210
- IP\_DNS\_PROXY\_STATISTICS structure 211
- IP\_NAT\_ADDRESS\_MAPPING structure 222
- IP\_NAT\_ADDRESS\_RANGE structure 221
- IP\_NAT\_DIRECTION enumeration 45
- IP\_NAT\_ENUMERATE\_SESSION\_MAPPINGS packet 208
- IP\_NAT\_GLOBAL\_INFO structure 218
- IP\_NAT\_INTERFACE\_INFO structure 219
- IP\_NAT\_INTERFACE\_STATISTICS structure 210
- IP\_NAT\_MIB\_QUERY structure 207
- IP\_NAT\_PORT\_MAPPING structure 221
- IP\_NAT\_SESSION\_MAPPING structure 208
- IP\_NAT\_TIMEOUT structure 219
- IPBOOTP\_GLOBAL\_CONFIG structure 178
- IPBOOTP\_IF\_BINDING structure 181
- IPBOOTP\_IF\_CONFIG structure 178
- IPBOOTP\_IF\_STATS structure 180
- IPBOOTP\_IP\_ADDRESS structure 182
- IPBOOTP\_MIB\_GET\_INPUT\_DATA structure 179
- IPBOOTP\_MIB\_GET\_OUTPUT\_DATA structure 180
- IPINIP\_CONFIG\_INFO structure 68
- IPRIP\_GLOBAL\_CONFIG structure 187
- IPRIP\_GLOBAL\_STATS structure 187
- IPRIP\_IF\_BINDING structure 194
- IPRIP\_IF\_CONFIG packet 189
- IPRIP\_IF\_STATS structure 188
- IPRIP\_IP\_ADDRESS structure 194
- IPRIP\_MIB\_GET\_INPUT\_DATA structure 185
- IPRIP\_MIB\_GET\_OUTPUT\_DATA structure 186
- IPRIP\_PEER\_STATS 195
- IPRIP\_PEER\_STATS structure 195
- IPRIP\_ROUTE\_FILTER structure 194
- IPX\_ADAPTER\_INFO structure 141
- IPX\_GLOBAL\_INFO structure 138
- IPX\_IF\_INFO structure 138

- IPX\_IF\_STATS structure 147
- IPX\_INTERFACE structure 148
- IPX\_MIB\_GET\_INPUT\_DATA structure 146
- IPX\_MIB\_INDEX structure 145
- IPX\_MIB\_ROW structure 152
- IPX\_MIB\_SET\_INPUT\_DATA structure 152
- IPX\_ROUTE structure 151
- IPX\_SERVER\_ENTRY structure 140
- IPX\_SERVICE structure 157
- IPX\_STATIC\_NETBIOS\_NAME\_INFO structure 140
- IPX\_STATIC\_ROUTE\_INFO structure 139
- IPX\_STATIC\_SERVICE\_INFO 140
- IPX\_TRAFFIC\_FILTER\_GLOBAL\_INFO structure 141
- IPX\_TRAFFIC\_FILTER\_INFO structure 142
- IPXMIB\_BASE structure 146
- IPXWAN\_IF\_INFO structure 139
- IRemoteICFICSCfg Interface (Opnum 3) method 426
- IRemoteIPv6Config Interface (Opnum 3) method 428
- IRemoteNetworkConfig Interface (Opnum 3) method 423
- IRemoteRouterRestart Interface (Opnum 3) method 424
- IRemoteSetDnsConfig Interface (Opnum 3) method 425
- IRemoteSSTPCertCheck Interface (Opnum 3) method 429
- IRemoteStringIdConfig Interface (Opnum 3) method 427

## L

- L2TP\_CONFIG\_PARAMS\_1 structure 173
- L2TP\_CONFIG\_PARAMS\_2 structure 272
- L2TP\_TUNNEL\_CONFIG\_PARAMS\_1 packet 271
- Local events
  - client (section 3.2.6 407, section 3.4.6 421, section 3.6.6 432)
    - DIMSVC interface 407
    - RASRPC interface 421
  - server (section 3.1.6 401, section 3.3.6 418, section 3.5.6 430)
    - DIMSVC interface 401
    - RASRPC interface 418
- LPIN6\_ADDR 63
- LPRASRPC\_CALLBACKLIST 241
- LPRASRPC\_LOCATIONLIST 243
- LPRASRPC\_PBUUSER 239
- LPRASRPC\_STRINGLIST 242

## M

- Management Information Base (MIB) object 34
- MCAST\_HBEAT\_INFO structure 67
- Message processing
  - client (section 3.2.4 402, section 3.4.4 420, section 3.6.4 431)
    - DIMSVC interface 402
    - RASRPC interface 420
  - server (section 3.1.4 316, section 3.3.4 407, section 3.5.4 422)
    - DIMSVC interface 316
    - RASRPC interface 407
- Messages
  - common data types 39
  - RPC common 40
  - transport 38
- Methods
  - IRemoteICFICSCfg Interface (Opnum 3) 426
  - IRemoteIPv6Config Interface (Opnum 3) 428
  - IRemoteNetworkConfig Interface (Opnum 3) 423
  - IRemoteRouterRestart Interface (Opnum 3) 424
  - IRemoteSetDnsConfig Interface (Opnum 3) 425
  - IRemoteSSTPCertCheck Interface (Opnum 3) 429
  - IRemoteStringIdConfig Interface (Opnum 3) 427

RasRpcDeleteEntry (Opnum 5) (section 3.3.4.1 409, section 3.4.4.1 420)  
RasRpcGetInstalledProtocolsEx (Opnum 14) (section 3.3.4.6 417, section 3.4.4.6 421)  
RasRpcGetSystemDirectory (Opnum 11) (section 3.3.4.4 411, section 3.4.4.4 420)  
RasRpcGetUserPreferences (Opnum 9) (section 3.3.4.2 410, section 3.4.4.2 420)  
RasRpcGetVersion (Opnum 15) (section 3.3.4.7 418, section 3.4.4.7 421)  
RasRpcSetUserPreferences (Opnum 10) (section 3.3.4.3 411, section 3.4.4.3 420)  
RasRpcSubmitRequest (Opnum 12) (section 3.3.4.5 412, section 3.4.4.5 420)  
RMIBEntryCreate (Opnum 26) (section 3.1.4.27 359, section 3.2.4.27 404)  
RMIBEntryDelete (Opnum 27) (section 3.1.4.28 363, section 3.2.4.28 404)  
RMIBEntryGet (Opnum 29) (section 3.1.4.30 368, section 3.2.4.30 405)  
RMIBEntryGetFirst (Opnum 30) (section 3.1.4.31 372, section 3.2.4.31 405)  
RMIBEntryGetNext (Opnum 31) (section 3.1.4.32 376, section 3.2.4.32 405)  
RMIBEntrySet (Opnum 28) (section 3.1.4.29 365, section 3.2.4.29 405)  
RMIBGetTrapInfo (Opnum 32) (section 3.1.4.33 377, section 3.2.4.33 405)  
RMIBSetTrapInfo (Opnum 33) (section 3.1.4.34 378, section 3.2.4.34 405)  
RMprAdminServerGetInfo (Opnum 0) (section 3.1.4.1 320, section 3.2.4.1 402)  
RMprAdminServerGetInfoEx (Opnum 44) (section 3.1.4.45 392, section 3.2.4.45 406)  
RMprAdminServerSetInfo (Opnum 43) (section 3.1.4.44 390, section 3.2.4.44 406)  
RMprAdminServerSetInfoEx (Opnum 47) (section 3.1.4.48 395, section 3.2.4.48 406)  
RRasAdminConnectionClearStats (Opnum 3) (section 3.1.4.4 324, section 3.2.4.4 402)  
RRasAdminConnectionEnum (Opnum 1) (section 3.1.4.2 321, section 3.2.4.2 402)  
RRasAdminConnectionEnumEx (Opnum 45) (section 3.1.4.46 392, section 3.2.4.46 406)  
RRasAdminConnectionGetInfo (Opnum 2) (section 3.1.4.3 323, section 3.2.4.3 402)  
RRasAdminConnectionGetInfoEx (Opnum 46) (section 3.1.4.47 394, section 3.2.4.47 406)  
RRasAdminConnectionNotification (Opnum 34) (section 3.1.4.35 380, section 3.2.4.35 405)  
RRasAdminConnectionRemoveQuarantine (Opnum 42) (section 3.1.4.43 389, section 3.2.4.43 406)  
RRasAdminPortClearStats (Opnum 6) (section 3.1.4.7 328, section 3.2.4.7 403)  
RRasAdminPortDisconnect (Opnum 8) (section 3.1.4.9 330, section 3.2.4.9 403)  
RRasAdminPortEnum (Opnum 4) (section 3.1.4.5 325, section 3.2.4.5 402)  
RRasAdminPortGetInfo (Opnum 5) (section 3.1.4.6 327, section 3.2.4.6 402)  
RRasAdminPortReset (Opnum 7) (section 3.1.4.8 329, section 3.2.4.8 403)  
RRasAdminSendUserMessage (Opnum 35) (section 3.1.4.36 381, section 3.2.4.36 405)  
RRasAdminUpdateConnection (Opnum 48) (section 3.1.4.49 396, section 3.2.4.49 406)  
RRouterDeviceEnum (Opnum 36) (section 3.1.4.37 382, section 3.2.4.37 405)  
RRouterInterfaceConnect (Opnum 21) (section 3.1.4.22 354, section 3.2.4.22 404)  
RRouterInterfaceCreate (Opnum 12) (section 3.1.4.13 336, section 3.2.4.13 403)  
RRouterInterfaceDelete (Opnum 15) (section 3.1.4.16 342, section 3.2.4.16 403)  
RRouterInterfaceDeviceGetInfo (Opnum 38) (section 3.1.4.39 384, section 3.2.4.39 405)  
RRouterInterfaceDeviceSetInfo (Opnum 39) (section 3.1.4.40 386, section 3.2.4.40 406)  
RRouterInterfaceDisconnect (Opnum 22) (section 3.1.4.23 355, section 3.2.4.23 404)  
RRouterInterfaceEnum (Opnum 20) (section 3.1.4.21 353, section 3.2.4.21 404)  
RRouterInterfaceGetCredentialsEx (Opnum 41) (section 3.1.4.42 388, section 3.2.4.42 406)  
RRouterInterfaceGetCredentialsLocal (Opnum 50) (section 3.1.4.51 398, section 3.2.4.51 407)  
RRouterInterfaceGetCustomInfoEx (Opnum 51) (section 3.1.4.52 399, section 3.2.4.52 407)  
RRouterInterfaceGetHandle (Opnum 11) (section 3.1.4.12 335, section 3.2.4.12 403)  
RRouterInterfaceGetInfo (Opnum 13) (section 3.1.4.14 338, section 3.2.4.14 403)  
RRouterInterfaceQueryUpdateResult (Opnum 24) (section 3.1.4.25 357, section 3.2.4.25 404)  
RRouterInterfaceSetCredentialsEx (Opnum 40) (section 3.1.4.41 387, section 3.2.4.41 406)  
RRouterInterfaceSetCredentialsLocal (Opnum 49) (section 3.1.4.50 397, section 3.2.4.50 406)  
RRouterInterfaceSetCustomInfoEx (Opnum 52) (section 3.1.4.53 400, section 3.2.4.53 407)  
RRouterInterfaceSetInfo (Opnum 14) (section 3.1.4.15 340, section 3.2.4.15 403)  
RRouterInterfaceTransportAdd (Opnum 17) (section 3.1.4.18 344, section 3.2.4.18 404)  
RRouterInterfaceTransportCreate (Opnum 37) (section 3.1.4.38 383, section 3.2.4.38 405)  
RRouterInterfaceTransportGetGlobalInfo (Opnum 10) (section 3.1.4.11 332, section 3.2.4.11 403)  
RRouterInterfaceTransportGetInfo (Opnum 18) (section 3.1.4.19 347, section 3.2.4.19 404)  
RRouterInterfaceTransportRemove (Opnum 16) (section 3.1.4.17 343, section 3.2.4.17 403)  
RRouterInterfaceTransportSetGlobalInfo (Opnum 9) (section 3.1.4.10 331, section 3.2.4.10 403)  
RRouterInterfaceTransportSetInfo (Opnum 19) (section 3.1.4.20 349, section 3.2.4.20 404)  
RRouterInterfaceUpdatePhonebookInfo (Opnum 25) (section 3.1.4.26 359, section 3.2.4.26 404)  
RRouterInterfaceUpdateRoutes (Opnum 23) (section 3.1.4.24 356, section 3.2.4.24 404)  
MIB\_BEST\_IF structure 71  
MIB\_BOUNDARYROW structure 72  
MIB\_DA\_MSG structure 212  
MIB\_ICMP structure 72  
MIB\_IFNUMBER structure 74



MIB\_IFROW structure 74  
MIB\_IFSTATUS structure 76  
MIB\_IFTABLE packet 77  
MIB\_IPADDRROW structure 77  
MIB\_IPADDRTABLE packet 78  
MIB\_IPDESTROW structure 70  
MIB\_IPDESTTABLE packet 71  
MIB\_IPFORWARD\_PROTO enumeration 43  
MIB\_IPFORWARD\_TYPE enumeration 42  
MIB\_IPFORWARDNUMBER structure 79  
MIB\_IPFORWARDROW structure 79  
MIB\_IPFORWARDTABLE packet 80  
MIB\_IPMCAST\_BOUNDARY structure 81  
MIB\_IPMCAST\_BOUNDARY\_TABLE packet 82  
MIB\_IPMCAST\_GLOBAL structure 82  
MIB\_IPMCAST\_IF\_ENTRY structure 82  
MIB\_IPMCAST\_IF\_TABLE structure 83  
MIB\_IPMCAST\_MFE structure 83  
MIB\_IPMCAST\_MFE\_STATS packet 84  
MIB\_IPMCAST\_OIF structure 84  
MIB\_IPMCAST\_OIF\_STATS structure 86  
MIB\_IPMCAST\_SCOPE structure 87  
MIB\_IPNETROW structure 88  
MIB\_IPNETTABLE structure 88  
MIB\_IPSTATS structure 88  
MIB\_IPSTATS\_FORWARDING enumeration 44  
MIB\_MCAST\_LIMIT\_ROW structure (section 2.2.1.2.16 68, section 2.2.1.2.50 90)  
MIB\_MFE\_STATS\_TABLE packet 91  
MIB\_MFE\_TABLE packet 91  
MIB\_OPAQUE\_INFO packet 91  
MIB\_OPAQUE\_QUERY packet 94  
MIB\_PROXYARP structure 99  
MIB\_ROUTESTATE structure 71  
MIB\_TCP\_STATE enumeration 44  
MIB\_TCPROW structure 99  
MIB\_TCPSTATS structure 100  
MIB\_TCPTABLE structure 101  
MIB\_UDPROW structure 101  
MIB\_UDPSTATS structure 102  
MIB\_UDPTABLE structure 102  
MIBICMPINFO structure 72  
MIBICMPSTATS structure 73  
Miscellaneous configuration information 302  
MPR\_CREDENTIALSEX\_1 structure 137  
MPR\_DEVICE\_0 structure 136  
MPR\_DEVICE\_1 structure 136  
MPR\_FILTER\_0 structure 138  
MPR\_IF\_CUSTOMINFOEX\_0 structure 254  
MPR\_IF\_CUSTOMINFOEX\_1 structure 271  
MPR\_IF\_CUSTOMINFOEX\_IDL structure 255  
MPR\_SERVER\_0 structure 102  
MPR\_SERVER\_1 structure 103  
MPR\_SERVER\_2 structure 104  
MPR\_SERVER\_EX\_1 structure 175  
MPR\_SERVER\_EX\_2 structure 253  
MPR\_SERVER\_EX\_3 structure 258  
MPR\_SERVER\_SET\_CONFIG\_EX\_1 structure 176  
MPR\_SERVER\_SET\_CONFIG\_EX\_2 structure 253  
MPR\_SERVER\_SET\_CONFIG\_EX\_3 structure 258  
MPR\_SERVER\_SET\_CONFIG\_EX\_IDL structure 177  
MPRAPI\_OBJECT\_HEADER\_IDL structure 161  
MPRAPI\_TUNNEL\_CONFIG\_PARAMS\_1 structure 176  
MPRAPI\_TUNNEL\_CONFIG\_PARAMS\_2 structure 252  
MPRAPI\_TUNNEL\_CONFIG\_PARAMS\_3 structure 257  
MPRI\_INTERFACE\_0 structure 118

MPRI\_INTERFACE\_1 structure 120  
MPRI\_INTERFACE\_2 structure 121  
MPRI\_INTERFACE\_3 structure 129

## N

Normative references 26

## O

OSPF\_AREA\_PARAM structure 228  
OSPF\_AREA\_RANGE\_PARAM structure 228  
OSPF\_FILTER\_ACTION enumeration 46  
OSPF\_GLOBAL\_PARAM structure 227  
OSPF\_INTERFACE\_PARAM structure 229  
OSPF\_NBMA\_NEIGHBOR\_PARAM structure 230  
OSPF\_PARAM\_TYPE enumeration 46  
OSPF\_PROTO\_FILTER\_INFO structure 227  
OSPF\_ROUTE\_FILTER structure 226  
OSPF\_ROUTE\_FILTER\_INFO packet 226  
OSPF\_VIRT\_INTERFACE\_PARAM structure 229  
Overview (synopsis) 30

## P

P\_NDISWAN\_DRIVER\_INFO 235  
Parameter index - security 452  
Parameters - security index 452  
PBGP\_ASN\_RANGE 262  
PBGP\_IP\_ADDRESS 261  
PBGP\_IP\_PREFIX 261  
PBGP\_PEER 267  
PBGP\_PEER\_TO\_POLICIES 268  
PBGP\_POLICY\_ACTION 265  
PBGP\_POLICY\_MATCH 263  
PBGP\_POLICY\_MODIFY 264  
PBGP\_ROUTER\_CONFIG 262  
PBGP\_ROUTER\_V6 269  
PDHCPV6R\_GLOBAL\_CONFIG 182  
PDHCPV6R\_IF\_CONFIG 184  
PDHCPV6R\_IF\_STATS 183  
PDHCPV6R\_MIB\_GET\_INPUT\_DATA 185  
PDHCPV6R\_MIB\_GET\_OUTPUT\_DATA 182  
PDIM\_INFORMATION\_CONTAINER 51  
PDIM\_INTERFACE\_CONTAINER 52  
PDIM\_MIB\_ENTRY\_CONTAINER 69  
PFILTER\_INFO 59  
PFILTER\_INFO\_V6 61  
PGLOBAL\_INFO 62  
Phonebook  
    entry settings 273  
    file format 273  
PIF\_TABLE\_INDEX 143  
PIFFILTER\_INFO 137  
PIGMP\_MIB\_GET\_INPUT\_DATA 195  
PIGMP\_MIB\_IF\_CONFIG 199  
PIGMP\_MIB\_IF\_STATS 203  
PIKEV2\_CONFIG\_PARAMS\_1 172  
PIKEV2\_CONFIG\_PARAMS\_2 252  
PIKEV2\_CONFIG\_PARAMS\_3 257  
PIKEV2\_PROJECTION\_INFO\_1 167  
PIKEV2\_PROJECTION\_INFO\_2 245  
PING\_ADDR 63  
PINTERFACE\_ROUTE\_INFO 63  
PINTERFACE\_STATUS\_INFO 69

PIP\_AUTO\_DHCP\_GLOBAL\_INFO 215  
PIP\_AUTO\_DHCP\_INTERFACE\_INFO 216  
PIP\_AUTO\_DHCP\_MIB\_QUERY 211  
PIP\_AUTO\_DHCP\_STATISTICS 211  
PIP\_DNS\_PROXY\_STATISTICS 211  
PIP\_NAT\_INTERFACE\_STATISTICS 210  
PIP\_NAT\_MIB\_QUERY 207  
PIP\_NAT\_SESSION\_MAPPING 208  
PIPBOOTP\_GLOBAL\_CONFIG 178  
PIPBOOTP\_IF\_BINDING 181  
PIPBOOTP\_IF\_CONFIG 178  
PIPBOOTP\_IF\_STATS 180  
PIPBOOTP\_IP\_ADDRESS 182  
PIPBOOTP\_MIB\_GET\_INPUT\_DATA 179  
PIPBOOTP\_MIB\_GET\_OUTPUT\_DATA 180  
PIPINIP\_CONFIG\_INFO 68  
PIPRIP\_GLOBAL\_CONFIG 187  
PIPRIP\_GLOBAL\_STATS 187  
PIPRIP\_IF\_BINDING 194  
PIPRIP\_IF\_STATS 188  
PIPRIP\_IP\_ADDRESS 194  
PIPRIP\_MIB\_GET\_INPUT\_DATA 185  
PIPRIP\_MIB\_GET\_OUTPUT\_DATA 186  
PIPRIP\_ROUTE\_FILTER 194  
PIPX\_ADAPTER\_INFO 141  
PIPX\_GLOBAL\_INFO 138  
PIPX\_IF\_INFO 138  
PIPX\_IF\_STATS 147  
PIPX\_INTERFACE 148  
PIPX\_MIB\_GET\_INPUT\_DATA 146  
PIPX\_MIB\_INDEX 145  
PIPX\_MIB\_ROW 152  
PIPX\_MIB\_SET\_INPUT\_DATA 152  
PIPX\_ROUTE 151  
PIPX\_SERVER\_ENTRY 140  
PIPX\_SERVICE 157  
PIPX\_STATIC\_NETBIOS\_NAME\_INFO 140  
PIPX\_STATIC\_ROUTE\_INFO 139  
PIPX\_STATIC\_SERVICE\_INFO 140  
PIPX\_TRAFFIC\_FILTER\_GLOBAL\_INFO 141  
PIPX\_TRAFFIC\_FILTER\_INFO 142  
PIPMIB\_BASE 146  
PIPXWAN\_IF\_INFO 139  
PL2TP\_CONFIG\_PARAMS\_1 173  
PL2TP\_CONFIG\_PARAMS\_2 272  
PMCAST\_HBEAT\_INFO 67  
PMIB\_BEST\_IF 71  
PMIB\_BOUNDARYROW 72  
PMIB\_ICMP 72  
PMIB\_IFNUMBER 74  
PMIB\_IFSTATUS 76  
PMIB\_IPADDRROW 77  
PMIB\_IPDESTROW 70  
PMIB\_IPFORWARDNUMBER 79  
PMIB\_IPFORWARDROW 79  
PMIB\_IPMCAST\_BOUNDARY 81  
PMIB\_IPMCAST\_GLOBAL 82  
PMIB\_IPMCAST\_IF\_ENTRY 82  
PMIB\_IPMCAST\_IF\_TABLE 83  
PMIB\_IPMCAST\_MFE 83  
PMIB\_IPMCAST\_OIF 84  
PMIB\_IPMCAST\_OIF\_STATS 86  
PMIB\_IPMCAST\_SCOPE 87  
PMIB\_IPNETROW 88  
PMIB\_IPNETTABLE 88

PMIB\_IPSTATS 88  
PMIB\_MCAST\_LIMIT\_ROW (section 2.2.1.2.16 68, section 2.2.1.2.50 90)  
PMIB\_PROXYARP 99  
PMIB\_ROUTESTATE 71  
PMIB\_TCPROW 99  
PMIB\_TCPSTATS 100  
PMIB\_TCPTABLE 101  
PMIB\_UDPROW 101  
PMIB\_UDPSTATS 102  
PMIB\_UDPTABLE 102  
PMPR\_CREDENTIALSEX\_1 137  
PMPR\_DEVICE\_0 136  
PMPR\_DEVICE\_1 136  
PMPR\_FILTER\_0 138  
PMPR\_IF\_CUSTOMINFOEX\_0 254  
PMPR\_IF\_CUSTOMINFOEX\_1 271  
PMPR\_IF\_CUSTOMINFOEX\_IDL 255  
PMPR\_SERVER\_0 102  
PMPR\_SERVER\_1 103  
PMPR\_SERVER\_2 104  
PMPR\_SERVER\_EX\_1 175  
PMPR\_SERVER\_EX\_2 253  
PMPR\_SERVER\_EX\_3 258  
PMPR\_SERVER\_SET\_CONFIG\_EX\_1 176  
PMPR\_SERVER\_SET\_CONFIG\_EX\_2 253  
PMPR\_SERVER\_SET\_CONFIG\_EX\_3 258  
PMPR\_SERVER\_SET\_CONFIG\_EX\_IDL 177  
PMPRAPI\_OBJECT\_HEADER\_IDL 161  
PMPRAPI\_TUNNEL\_CONFIG\_PARAMS\_1 176  
PMPRAPI\_TUNNEL\_CONFIG\_PARAMS\_2 252  
PMPRAPI\_TUNNEL\_CONFIG\_PARAMS\_3 257  
PMPRI\_INTERFACE\_0 118  
PMPRI\_INTERFACE\_1 120  
PMPRI\_INTERFACE\_2 121  
PMPRI\_INTERFACE\_3 129  
Ports configuration 300  
Ports configuration example 448  
Ports object 34  
PPP\_ATCP\_INFO structure 107  
PPP\_CCP\_INFO structure 107  
PPP\_INFO structure 111  
PPP\_INFO\_2 structure 112  
PPP\_INFO\_3 structure 112  
PPP\_IPCP\_INFO structure 105  
PPP\_IPCP\_INFO2 structure 105  
PPP\_IPV6\_CP\_INFO structure 106  
PPP\_IPXCP\_INFO structure 106  
PPP\_LCP\_INFO structure 109  
PPP\_NBFCP\_INFO structure 105  
PPP\_PROJECTION\_INFO\_1 structure 163  
PPP\_PROJECTION\_INFO\_2 structure 243  
PPPP\_IPV6\_CP\_INFO 106  
PPPP\_PROJECTION\_INFO\_1 163  
PPPP\_PROJECTION\_INFO\_2 243  
PPPTP\_CONFIG\_PARAMS\_1 173  
PPROJECTION\_INFO\_IDL\_1 168  
PPROJECTION\_INFO\_IDL\_2 246  
PPROTOCOL\_METRIC (section 2.2.1.2.13 66, section 2.2.1.2.267 270)  
PPTP\_CONFIG\_PARAMS\_1 structure 173  
PRAS\_CONNECTION\_4\_IDL 246  
PRAS\_CONNECTION\_EX\_1\_IDL 168  
PRAS\_DEVICE\_INFO 233  
PRAS\_UPDATE\_CONNECTION\_1\_IDL 177  
PRASI\_CONNECTION\_0 115  
PRASI\_CONNECTION\_1 116

- PRASI\_CONNECTION\_2 117
- PRASI\_CONNECTION\_3 118
- PRASI\_PORT\_0 113
- PRASI\_PORT\_1 114
- Preconditions 35
- Prerequisites 35
- PRIORITY\_INFO packet 66
- PRIORITY\_INFO\_EX packet 269
- PRIP\_IF\_STATS 158
- PRIP\_INTERFACE 159
- PRIP\_MIB\_GET\_INPUT\_DATA 159
- PRIP\_MIB\_SET\_INPUT\_DATA 160
- PRIPMIB\_BASE 158
- Product behavior 509
- PROJECTION\_INFO\_IDL\_1 structure 168
- PROJECTION\_INFO\_IDL\_2 structure 246
- Protocol Details
  - overview 315
- PROTOCOL\_METRIC structure (section 2.2.1.2.13 66, section 2.2.1.2.267 270)
- PROUTER\_CUSTOM\_IKEv2\_POLICY\_0 248
- PROUTER\_CUSTOM\_L2TP\_POLICY\_0 248
- PROUTER\_IKEv2\_IF\_CUSTOM\_CONFIG\_0 254
- PROUTER\_IKEv2\_IF\_CUSTOM\_CONFIG\_1 270
- PROUTING\_TABLE\_INDEX 144
- PRTR\_DISC\_INFO 66
- PSAP\_IF\_CONFIG 154
- PSAP\_IF\_FILTERS 153
- PSAP\_IF\_INFO 157
- PSAP\_IF\_STATS 155
- PSAP\_INTERFACE 156
- PSAP\_MIB\_BASE 154
- PSAP\_MIB\_GET\_INPUT\_DATA 156
- PSAP\_MIB\_SET\_INPUT\_DATA 156
- PSAP\_SERVICE\_FILTER\_INFO 153
- PSERVICES\_TABLE\_INDEX 144
- PSSTP\_CONFIG\_PARAMS\_1 174
- PSTATIC\_ROUTES\_TABLE\_INDEX 144
- PSTATIC\_SERVICES\_TABLE\_INDEX 145

## Q

- Querying interface status through Management Information Base (MIB) example 438
- Querying interface status through mib example 438
- Querying server configuration information example 433
- Querying validity of sstp certificate example 450

## R

- RAS\_CALLEDID\_INFO packet 234
- RAS\_CONNECTION\_4\_IDL structure 246
- RAS\_CONNECTION\_EX\_1\_IDL structure 168
- RAS\_DEVICE\_INFO structure 233
- RAS\_HARDWARE\_CONDITION enumeration 42
- RAS\_NDISWAN\_DRIVER\_INFO structure 235
- RAS\_PORT\_CONDITION enumeration 41
- RAS\_QUARANTINE\_STATE enumeration 41
- RAS\_UPDATE\_CONNECTION\_1\_IDL structure 177
- RAS\_UPDATE\_CONNECTION\_IDL 177
- RAS\_UPDATE\_CONNECTION\_IDL structure 177
- RASDEVICETYPE enumeration 47
- RASI\_CONNECTION\_0 structure 115
- RASI\_CONNECTION\_1 structure 116
- RASI\_CONNECTION\_2 structure 117
- RASI\_CONNECTION\_3 structure 118
- RASI\_PORT\_0 structure 113

RASI\_PORT\_1 structure 114  
RASMAN\_DISCONNECT\_TYPE enumeration 49  
RASMAN\_INFO structure 238  
RASMAN\_PORT\_32 structure 237  
RASMAN\_STATE enumeration 49  
RASMAN\_STATUS enumeration 48  
RASMAN\_USAGE enumeration 49  
RASRPC interface 407  
rasrpc interface interface (section 3.3 407, section 3.4 419)  
RASRPC\_CALLBACKLIST structure 241  
RASRPC\_LOCATIONLIST structure 243  
RASRPC\_PBUSER structure 239  
RASRPC\_STRINGLIST structure 242  
RasRpcDeleteEntry (Opnum 5) method (section 3.3.4.1 409, section 3.4.4.1 420)  
RasRpcDeleteEntry method (section 3.3.4.1 409, section 3.4.4.1 420)  
RasRpcGetInstalledProtocolsEx (Opnum 14) method (section 3.3.4.6 417, section 3.4.4.6 421)  
RasRpcGetInstalledProtocolsEx method (section 3.3.4.6 417, section 3.4.4.6 421)  
RasRpcGetSystemDirectory (Opnum 11) method (section 3.3.4.4 411, section 3.4.4.4 420)  
RasRpcGetSystemDirectory method (section 3.3.4.4 411, section 3.4.4.4 420)  
RasRpcGetUserPreferences (Opnum 9) method (section 3.3.4.2 410, section 3.4.4.2 420)  
RasRpcGetUserPreferences method (section 3.3.4.2 410, section 3.4.4.2 420)  
RasRpcGetVersion (Opnum 15) method (section 3.3.4.7 418, section 3.4.4.7 421)  
RasRpcGetVersion method (section 3.3.4.7 418, section 3.4.4.7 421)  
RasRpcSetUserPreferences (Opnum 10) method (section 3.3.4.3 411, section 3.4.4.3 420)  
RasRpcSetUserPreferences method (section 3.3.4.3 411, section 3.4.4.3 420)  
RasRpcSubmitRequest (Opnum 12) method (section 3.3.4.5 412, section 3.4.4.5 420)  
RasRpcSubmitRequest method (section 3.3.4.5 412, section 3.4.4.5 420)  
References 26  
    informative 29  
    normative 26  
Registry configuration example 446  
Registry keys 296  
Relationship to other protocols 35  
remras interface interface (section 3.5 421, section 3.6 431)  
ReqTypes enumeration 48  
RequestBuffer packet 231  
Retrieving device configuration information example 440  
Retrieving specific port information example 441  
Retrieving the rasrpc server version info example 440  
RIP\_GLOBAL\_INFO structure 223  
RIP\_IF\_CONFIG structure 225  
RIP\_IF\_FILTERS structure 223  
RIP\_IF\_INFO structure 224  
RIP\_IF\_STATS structure 158  
RIP\_INTERFACE structure 159  
RIP\_MIB\_GET\_INPUT\_DATA structure 159  
RIP\_MIB\_SET\_INPUT\_DATA structure 160  
RIP\_ROUTE\_FILTER\_INFO structure 223  
RIPMIB\_BASE structure 158  
RMIBEntryCreate (Opnum 26) method (section 3.1.4.27 359, section 3.2.4.27 404)  
RMIBEntryCreate method (section 3.1.4.27 359, section 3.2.4.27 404)  
RMIBEntryDelete (Opnum 27) method (section 3.1.4.28 363, section 3.2.4.28 404)  
RMIBEntryDelete method (section 3.1.4.28 363, section 3.2.4.28 404)  
RMIBEntryGet (Opnum 29) method (section 3.1.4.30 368, section 3.2.4.30 405)  
RMIBEntryGet method (section 3.1.4.30 368, section 3.2.4.30 405)  
RMIBEntryGetFirst (Opnum 30) method (section 3.1.4.31 372, section 3.2.4.31 405)  
RMIBEntryGetFirst method (section 3.1.4.31 372, section 3.2.4.31 405, section 7 509)  
RMIBEntryGetNext (Opnum 31) method (section 3.1.4.32 376, section 3.2.4.32 405)  
RMIBEntryGetNext method (section 3.1.4.32 376, section 3.2.4.32 405)  
RMIBEntrySet (Opnum 28) method (section 3.1.4.29 365, section 3.2.4.29 405)  
RMIBEntrySet method (section 3.1.4.29 365, section 3.2.4.29 405, section 7 509)  
RMIBGetTrapInfo (Opnum 32) method (section 3.1.4.33 377, section 3.2.4.33 405)  
RMIBGetTrapInfo method 377  
RMIBSetTrapInfo (Opnum 33) method (section 3.1.4.34 378, section 3.2.4.34 405)  
RMIBSetTrapInfo method (section 3.1.4.34 378, section 7 509)

RMprAdminServerGetInfo (Opnum 0) method (section 3.1.4.1 320, section 3.2.4.1 402)  
RMprAdminServerGetInfo method (section 3.1.4.1 320, section 3.2.4.1 402)  
RMprAdminServerGetInfoEx (Opnum 44) method (section 3.1.4.45 392, section 3.2.4.45 406)  
RMprAdminServerGetInfoEx method (section 3.1.4.45 392, section 3.2.4.45 406)  
RMprAdminServerSetInfo (Opnum 43) method (section 3.1.4.44 390, section 3.2.4.44 406)  
RMprAdminServerSetInfo method (section 3.1.4.44 390, section 3.2.4.44 406)  
RMprAdminServerSetInfoEx (Opnum 47) method (section 3.1.4.48 395, section 3.2.4.48 406)  
RMprAdminServerSetInfoEx method (section 3.1.4.48 395, section 3.2.4.48 406)  
ROUTER\_CONNECTION\_STATE enumeration 40  
ROUTER\_CUSTOM\_IKEv2\_POLICY\_0 structure 248  
ROUTER\_CUSTOM\_L2TP\_POLICY\_0 248  
ROUTER\_IKEv2\_IF\_CUSTOM\_CONFIG\_0 structure 254  
ROUTER\_IKEv2\_IF\_CUSTOM\_CONFIG\_1 structure 270  
ROUTER\_INTERFACE\_TYPE enumeration 40  
ROUTING\_TABLE\_INDEX structure 144  
RPC common messages 40  
RRAS entry section name 273  
RRasAdminConnectionClearStats (Opnum 3) method (section 3.1.4.4 324, section 3.2.4.4 402)  
RRasAdminConnectionClearStats method (section 3.1.4.4 324, section 3.2.4.4 402)  
RRasAdminConnectionEnum (Opnum 1) method (section 3.1.4.2 321, section 3.2.4.2 402)  
RRasAdminConnectionEnum method (section 3.1.4.2 321, section 3.2.4.2 402)  
RRasAdminConnectionEnumEx (Opnum 45) method (section 3.1.4.46 392, section 3.2.4.46 406)  
RRasAdminConnectionEnumEx method (section 3.1.4.46 392, section 3.2.4.46 406)  
RRasAdminConnectionGetInfo (Opnum 2) method (section 3.1.4.3 323, section 3.2.4.3 402)  
RRasAdminConnectionGetInfo method (section 3.1.4.3 323, section 3.2.4.3 402)  
RRasAdminConnectionGetInfoEx (Opnum 46) method (section 3.1.4.47 394, section 3.2.4.47 406)  
RRasAdminConnectionGetInfoEx method (section 3.1.4.47 394, section 3.2.4.47 406)  
RRasAdminConnectionNotification (Opnum 34) method (section 3.1.4.35 380, section 3.2.4.35 405)  
RRasAdminConnectionNotification method 380  
RRasAdminConnectionRemoveQuarantine (Opnum 42) method (section 3.1.4.43 389, section 3.2.4.43 406)  
RRasAdminConnectionRemoveQuarantine method (section 3.1.4.43 389, section 3.2.4.43 406)  
RRasAdminPortClearStats (Opnum 6) method (section 3.1.4.7 328, section 3.2.4.7 403)  
RRasAdminPortClearStats method (section 3.1.4.7 328, section 3.2.4.7 403)  
RRasAdminPortDisconnect (Opnum 8) method (section 3.1.4.9 330, section 3.2.4.9 403)  
RRasAdminPortDisconnect method (section 3.1.4.9 330, section 3.2.4.9 403)  
RRasAdminPortEnum (Opnum 4) method (section 3.1.4.5 325, section 3.2.4.5 402)  
RRasAdminPortEnum method (section 3.1.4.5 325, section 3.2.4.5 402)  
RRasAdminPortGetInfo (Opnum 5) method (section 3.1.4.6 327, section 3.2.4.6 402)  
RRasAdminPortGetInfo method (section 3.1.4.6 327, section 3.2.4.6 402)  
RRasAdminPortReset (Opnum 7) method (section 3.1.4.8 329, section 3.2.4.8 403)  
RRasAdminPortReset method (section 3.1.4.8 329, section 3.2.4.8 403)  
RRasAdminSendUserMessage (Opnum 35) method (section 3.1.4.36 381, section 3.2.4.36 405)  
RRasAdminSendUserMessage method (section 3.1.4.36 381, section 3.2.4.36 405)  
RRasAdminUpdateConnection (Opnum 48) method (section 3.1.4.49 396, section 3.2.4.49 406)  
RRasAdminUpdateConnection method (section 3.1.4.49 396, section 3.2.4.49 406)  
RRouterDeviceEnum (Opnum 36) method (section 3.1.4.37 382, section 3.2.4.37 405)  
RRouterDeviceEnum method (section 3.1.4.37 382, section 3.2.4.37 405)  
RRouterInterfaceConnect (Opnum 21) method (section 3.1.4.22 354, section 3.2.4.22 404)  
RRouterInterfaceConnect method (section 3.1.4.22 354, section 3.2.4.22 404)  
RRouterInterfaceCreate (Opnum 12) method (section 3.1.4.13 336, section 3.2.4.13 403)  
RRouterInterfaceCreate method (section 3.1.4.13 336, section 3.2.4.13 403)  
RRouterInterfaceDelete (Opnum 15) method (section 3.1.4.16 342, section 3.2.4.16 403)  
RRouterInterfaceDelete method (section 3.1.4.16 342, section 3.2.4.16 403)  
RRouterInterfaceDeviceGetInfo (Opnum 38) method (section 3.1.4.39 384, section 3.2.4.39 405)  
RRouterInterfaceDeviceGetInfo method (section 3.1.4.39 384, section 3.2.4.39 405)  
RRouterInterfaceDeviceSetInfo (Opnum 39) method (section 3.1.4.40 386, section 3.2.4.40 406)  
RRouterInterfaceDeviceSetInfo method (section 3.1.4.40 386, section 3.2.4.40 406)  
RRouterInterfaceDisconnect (Opnum 22) method (section 3.1.4.23 355, section 3.2.4.23 404)  
RRouterInterfaceDisconnect method (section 3.1.4.23 355, section 3.2.4.23 404)  
RRouterInterfaceEnum (Opnum 20) method (section 3.1.4.21 353, section 3.2.4.21 404)  
RRouterInterfaceEnum method (section 3.1.4.21 353, section 3.2.4.21 404)  
RRouterInterfaceGetCredentialsEx (Opnum 41) method (section 3.1.4.42 388, section 3.2.4.42 406)  
RRouterInterfaceGetCredentialsEx method (section 3.1.4.42 388, section 3.2.4.42 406)  
RRouterInterfaceGetCredentialsLocal (Opnum 50) method (section 3.1.4.51 398, section 3.2.4.51 407)  
RRouterInterfaceGetCredentialsLocal method (section 3.1.4.51 398, section 3.2.4.51 407)

RRouterInterfaceGetCustomInfoEx (Opnum 51) method (section 3.1.4.52 399, section 3.2.4.52 407)  
RRouterInterfaceGetCustomInfoEx method 399  
RRouterInterfaceGetHandle (Opnum 11) method (section 3.1.4.12 335, section 3.2.4.12 403)  
RRouterInterfaceGetHandle method (section 3.1.4.12 335, section 3.2.4.12 403)  
RRouterInterfaceGetInfo (Opnum 13) method (section 3.1.4.14 338, section 3.2.4.14 403)  
RRouterInterfaceGetInfo method (section 3.1.4.14 338, section 3.2.4.14 403)  
RRouterInterfaceQueryUpdateResult (Opnum 24) method (section 3.1.4.25 357, section 3.2.4.25 404)  
RRouterInterfaceQueryUpdateResult method (section 3.1.4.25 357, section 3.2.4.25 404)  
RRouterInterfaceSetCredentialsEx (Opnum 40) method (section 3.1.4.41 387, section 3.2.4.41 406)  
RRouterInterfaceSetCredentialsEx method (section 3.1.4.41 387, section 3.2.4.41 406)  
RRouterInterfaceSetCredentialsLocal (Opnum 49) method (section 3.1.4.50 397, section 3.2.4.50 406)  
RRouterInterfaceSetCredentialsLocal method (section 3.1.4.50 397, section 3.2.4.50 406)  
RRouterInterfaceSetCustomInfoEx (Opnum 52) method (section 3.1.4.53 400, section 3.2.4.53 407)  
RRouterInterfaceSetCustomInfoEx method (section 3.1.4.53 400, section 3.2.4.53 407)  
RRouterInterfaceSetInfo (Opnum 14) method (section 3.1.4.15 340, section 3.2.4.15 403)  
RRouterInterfaceSetInfo method (section 3.1.4.15 340, section 3.2.4.15 403)  
RRouterInterfaceTransportAdd (Opnum 17) method (section 3.1.4.18 344, section 3.2.4.18 404)  
RRouterInterfaceTransportAdd method (section 3.1.4.18 344, section 3.2.4.18 404)  
RRouterInterfaceTransportCreate (Opnum 37) method (section 3.1.4.38 383, section 3.2.4.38 405)  
RRouterInterfaceTransportCreate method (section 3.1.4.38 383, section 3.2.4.38 405)  
RRouterInterfaceTransportGetGlobalInfo (Opnum 10) method (section 3.1.4.11 332, section 3.2.4.11 403)  
RRouterInterfaceTransportGetGlobalInfo method (section 3.1.4.11 332, section 3.2.4.11 403)  
RRouterInterfaceTransportGetInfo (Opnum 18) method (section 3.1.4.19 347, section 3.2.4.19 404)  
RRouterInterfaceTransportGetInfo method (section 3.1.4.19 347, section 3.2.4.19 404)  
RRouterInterfaceTransportRemove (Opnum 16) method (section 3.1.4.17 343, section 3.2.4.17 403)  
RRouterInterfaceTransportRemove method (section 3.1.4.17 343, section 3.2.4.17 403)  
RRouterInterfaceTransportSetGlobalInfo (Opnum 9) method (section 3.1.4.10 331, section 3.2.4.10 403)  
RRouterInterfaceTransportSetGlobalInfo method (section 3.1.4.10 331, section 3.2.4.10 403)  
RRouterInterfaceTransportSetInfo (Opnum 19) method (section 3.1.4.20 349, section 3.2.4.20 404)  
RRouterInterfaceTransportSetInfo method (section 3.1.4.20 349, section 3.2.4.20 404)  
RRouterInterfaceUpdatePhonebookInfo (Opnum 25) method (section 3.1.4.26 359, section 3.2.4.26 404)  
RRouterInterfaceUpdatePhonebookInfo method (section 3.1.4.26 359, section 3.2.4.26 404)  
RRouterInterfaceUpdateRoutes (Opnum 23) method (section 3.1.4.24 356, section 3.2.4.24 404)  
RRouterInterfaceUpdateRoutes method (section 3.1.4.24 356, section 3.2.4.24 404)  
RTR\_DISC\_INFO structure 66  
RTR\_INFO\_BLOCK\_HEADER packet 53  
RTR\_TOC\_ENTRY packet 54

## S

Sample phonebook file for a demand-dial connection example 442  
SAP\_GLOBAL\_INFO structure 225  
SAP\_IF\_CONFIG structure 154  
SAP\_IF\_FILTERS structure 153  
SAP\_IF\_INFO structure 157  
SAP\_IF\_STATS structure 155  
SAP\_INTERFACE structure 156  
SAP\_MIB\_BASE structure 154  
SAP\_MIB\_GET\_INPUT\_DATA structure 156  
SAP\_MIB\_SET\_INPUT\_DATA structure 156  
SAP\_SERVICE\_FILTER\_INFO structure 153  
Security  
    implementer considerations 452  
    overview 452  
    RRAS Management Protocol-specific 452  
    parameter index 452  
Sequencing rules  
    client (section 3.2.4 402, section 3.4.4 420, section 3.6.4 431)  
    DIMSVC interface 402  
    RASRPC interface 420  
    server (section 3.1.4 316, section 3.3.4 407, section 3.5.4 422)  
    DIMSVC interface 316  
    RASRPC interface 407  
Server  
    abstract data model (section 3.1.1 315, section 3.3.1 407, section 3.5.1 421)



- DIMSVC interface 315
- RASRPC interface 407
- DIMSVC interface 315
- dimsvc interface interface 315
- initialization (section 3.1.3 316, section 3.3.3 407, section 3.5.3 422)
  - DIMSVC interface 316
  - RASRPC interface 407
- IRemoteICFICSConfig Interface (Opnum 3) method 426
- IRemoteIPv6Config Interface (Opnum 3) method 428
- IRemoteNetworkConfig Interface (Opnum 3) method 423
- IRemoteRouterRestart Interface (Opnum 3) method 424
- IRemoteSetDnsConfig Interface (Opnum 3) method 425
- IRemoteSSTPCertCheck Interface (Opnum 3) method 429
- IRemoteStringIdConfig Interface (Opnum 3) method 427
- local events (section 3.1.6 401, section 3.3.6 418, section 3.5.6 430)
  - DIMSVC interface 401
  - RASRPC interface 418
- message processing (section 3.1.4 316, section 3.3.4 407, section 3.5.4 422)
  - DIMSVC interface 316
  - RASRPC interface 407
- overview (section 3.1 315, section 3.3 407, section 3.5 421)
  - DIMSVC interface 315
  - RASRPC interface 407
- RASRPC interface 407
- rasrpc interface interface 407
- RasRpcDeleteEntry (Opnum 5) method 409
- RasRpcGetInstalledProtocolsEx (Opnum 14) method 417
- RasRpcGetSystemDirectory (Opnum 11) method 411
- RasRpcGetUserPreferences (Opnum 9) method 410
- RasRpcGetVersion (Opnum 15) method 418
- RasRpcSetUserPreferences (Opnum 10) method 411
- RasRpcSubmitRequest (Opnum 12) method 412
- remras interface interface 421
- RMIBEntryCreate (Opnum 26) method 359
- RMIBEntryDelete (Opnum 27) method 363
- RMIBEntryGet (Opnum 29) method 368
- RMIBEntryGetFirst (Opnum 30) method 372
- RMIBEntryGetNext (Opnum 31) method 376
- RMIBEntrySet (Opnum 28) method 365
- RMIBGetTrapInfo (Opnum 32) method 377
- RMIBSetTrapInfo (Opnum 33) method 378
- RMprAdminServerGetInfo (Opnum 0) method 320
- RMprAdminServerGetInfoEx (Opnum 44) method 392
- RMprAdminServerSetInfo (Opnum 43) method 390
- RMprAdminServerSetInfoEx (Opnum 47) method 395
- RRasAdminConnectionClearStats (Opnum 3) method 324
- RRasAdminConnectionEnum (Opnum 1) method 321
- RRasAdminConnectionEnumEx (Opnum 45) method 392
- RRasAdminConnectionGetInfo (Opnum 2) method 323
- RRasAdminConnectionGetInfoEx (Opnum 46) method 394
- RRasAdminConnectionNotification (Opnum 34) method 380
- RRasAdminConnectionRemoveQuarantine (Opnum 42) method 389
- RRasAdminPortClearStats (Opnum 6) method 328
- RRasAdminPortDisconnect (Opnum 8) method 330
- RRasAdminPortEnum (Opnum 4) method 325
- RRasAdminPortGetInfo (Opnum 5) method 327
- RRasAdminPortReset (Opnum 7) method 329
- RRasAdminSendMessage (Opnum 35) method 381
- RRasAdminUpdateConnection (Opnum 48) method 396
- RRouterDeviceEnum (Opnum 36) method 382
- RRouterInterfaceConnect (Opnum 21) method 354
- RRouterInterfaceCreate (Opnum 12) method 336
- RRouterInterfaceDelete (Opnum 15) method 342
- RRouterInterfaceDeviceGetInfo (Opnum 38) method 384
- RRouterInterfaceDeviceSetInfo (Opnum 39) method 386

- RRouterInterfaceDisconnect (Opnum 22) method 355
- RRouterInterfaceEnum (Opnum 20) method 353
- RRouterInterfaceGetCredentialsEx (Opnum 41) method 388
- RRouterInterfaceGetCredentialsLocal (Opnum 50) method 398
- RRouterInterfaceGetCustomInfoEx (Opnum 51) method 399
- RRouterInterfaceGetHandle (Opnum 11) method 335
- RRouterInterfaceGetInfo (Opnum 13) method 338
- RRouterInterfaceQueryUpdateResult (Opnum 24) method 357
- RRouterInterfaceSetCredentialsEx (Opnum 40) method 387
- RRouterInterfaceSetCredentialsLocal (Opnum 49) method 397
- RRouterInterfaceSetCustomInfoEx (Opnum 52) method 400
- RRouterInterfaceSetInfo (Opnum 14) method 340
- RRouterInterfaceTransportAdd (Opnum 17) method 344
- RRouterInterfaceTransportCreate (Opnum 37) method 383
- RRouterInterfaceTransportGetGlobalInfo (Opnum 10) method 332
- RRouterInterfaceTransportGetInfo (Opnum 18) method 347
- RRouterInterfaceTransportRemove (Opnum 16) method 343
- RRouterInterfaceTransportSetGlobalInfo (Opnum 9) method 331
- RRouterInterfaceTransportSetInfo (Opnum 19) method 349
- RRouterInterfaceUpdatePhonebookInfo (Opnum 25) method 359
- RRouterInterfaceUpdateRoutes (Opnum 23) method 356
- security settings
  - dimsvc 38
  - Rasrpc 39
- sequencing rules (section 3.1.4 316, section 3.3.4 407, section 3.5.4 422)
  - DIMSVC interface 316
  - RASRPC interface 407
- timer events (section 3.1.5 400, section 3.3.5 418, section 3.5.5 430)
  - DIMSVC interface 400
  - RASRPC interface 418
- timers (section 3.1.2 316, section 3.3.2 407, section 3.5.2 422)
  - DIMSVC interface 316
  - RASRPC interface 407
- SERVICES\_TABLE\_INDEX structure 144
- SSTP\_CERT\_INFO\_1 packet 174
- SSTP\_CONFIG\_PARAMS\_1 structure 174
- Standards assignments 36
- STATIC\_ROUTES\_TABLE\_INDEX structure 144
- STATIC\_SERVICES\_TABLE\_INDEX structure 145
- Structures 51

## T

- TCP\_RTO\_ALGORITHM enumeration 45
- Timer events
  - client (section 3.2.5 407, section 3.4.5 421, section 3.6.5 431)
    - DIMSVC interface 407
    - RASRPC interface 421
  - server (section 3.1.5 400, section 3.3.5 418, section 3.5.5 430)
    - DIMSVC interface 400
    - RASRPC interface 418
- Timers
  - client (section 3.2.2 401, section 3.4.2 419, section 3.6.2 431)
    - DIMSVC interface 401
    - RASRPC interface 419
  - server (section 3.1.2 316, section 3.3.2 407, section 3.5.2 422)
    - DIMSVC interface 316
    - RASRPC interface 407
- Tracking changes 528
- Transport 38
  - configuration 296
  - overview 38
  - security settings
    - client
      - dimsvc 38

- Rasrpc 39
  - server
    - dimsvc 38
    - Rasrpc 39
- Transport configuration example 446
- Transport object 33

## **U**

- Updating connection endpoint of IKEv2-based connection example 439
- Updating the connection endpoint of an ikev2-based connection example 439

## **V**

- Vendor-extensible fields 36
- Versioning 36