

[MS-RDPEPC]: Remote Desktop Protocol: Print Virtual Channel Extension

Intellectual Property Rights Notice for Open Specifications Documentation

- **Technical Documentation.** Microsoft publishes Open Specifications documentation for protocols, file formats, languages, standards as well as overviews of the interaction among each of these technologies.
- **Copyrights.** This documentation is covered by Microsoft copyrights. Regardless of any other terms that are contained in the terms of use for the Microsoft website that hosts this documentation, you may make copies of it in order to develop implementations of the technologies described in the Open Specifications and may distribute portions of it in your implementations using these technologies or your documentation as necessary to properly document the implementation. You may also distribute in your implementation, with or without modification, any schema, IDL's, or code samples that are included in the documentation. This permission also applies to any documents that are referenced in the Open Specifications.
- **No Trade Secrets.** Microsoft does not claim any trade secret rights in this documentation.
- **Patents.** Microsoft has patents that may cover your implementations of the technologies described in the Open Specifications. Neither this notice nor Microsoft's delivery of the documentation grants any licenses under those or any other Microsoft patents. However, a given Open Specification may be covered by Microsoft [Open Specification Promise](#) or the [Community Promise](#). If you would prefer a written license, or if the technologies described in the Open Specifications are not covered by the Open Specifications Promise or Community Promise, as applicable, patent licenses are available by contacting iplg@microsoft.com.
- **Trademarks.** The names of companies and products contained in this documentation may be covered by trademarks or similar intellectual property rights. This notice does not grant any licenses under those rights. For a list of Microsoft trademarks, visit www.microsoft.com/trademarks.
- **Fictitious Names.** The example companies, organizations, products, domain names, email addresses, logos, people, places, and events depicted in this documentation are fictitious. No association with any real company, organization, product, domain name, email address, logo, person, place, or event is intended or should be inferred.

Reservation of Rights. All other rights are reserved, and this notice does not grant any rights other than specifically described above, whether by implication, estoppel, or otherwise.

Tools. The Open Specifications do not require the use of Microsoft programming tools or programming environments in order for you to develop an implementation. If you have access to Microsoft programming tools and environments you are free to take advantage of them. Certain Open Specifications are intended for use in conjunction with publicly available standard specifications and network programming art, and assumes that the reader either is familiar with the aforementioned material or has immediate access to it.

Revision Summary

Date	Revision History	Revision Class	Comments
07/20/2007	0.1	Major	MCPP Milestone 5 Initial Availability
09/28/2007	1.0	Major	Updated and revised the technical content.
10/23/2007	1.1	Minor	Updated the technical content.
11/30/2007	1.2	Minor	Updated the technical content.
01/25/2008	1.2.1	Editorial	Revised and edited the technical content.
03/14/2008	1.2.2	Editorial	Revised and edited the technical content.
05/16/2008	1.2.3	Editorial	Revised and edited the technical content.
06/20/2008	1.3	Minor	Updated the technical content.
07/25/2008	1.4	Minor	Updated the technical content.
08/29/2008	1.4.1	Editorial	Revised and edited the technical content.
10/24/2008	1.5	Minor	Updated the technical content.
12/05/2008	1.6	Minor	Updated the technical content.
01/16/2009	1.6.1	Editorial	Revised and edited the technical content.
02/27/2009	1.6.2	Editorial	Revised and edited the technical content.
04/10/2009	1.6.3	Editorial	Revised and edited the technical content.
05/22/2009	1.7	Minor	Updated the technical content.
07/02/2009	1.7.1	Editorial	Revised and edited the technical content.
08/14/2009	1.7.2	Editorial	Revised and edited the technical content.
09/25/2009	1.8	Minor	Updated the technical content.
11/06/2009	2.0	Major	Updated and revised the technical content.
12/18/2009	2.0.1	Editorial	Revised and edited the technical content.
01/29/2010	2.1	Minor	Updated the technical content.
03/12/2010	2.1.1	Editorial	Revised and edited the technical content.
04/23/2010	2.1.2	Editorial	Revised and edited the technical content.
06/04/2010	2.1.3	Editorial	Revised and edited the technical content.
07/16/2010	2.1.3	No change	No changes to the meaning, language, or formatting of the technical content.

Date	Revision History	Revision Class	Comments
08/27/2010	3.0	Major	Significantly changed the technical content.
10/08/2010	4.0	Major	Significantly changed the technical content.
11/19/2010	4.0	No change	No changes to the meaning, language, or formatting of the technical content.
01/07/2011	4.0	No change	No changes to the meaning, language, or formatting of the technical content.
02/11/2011	4.0	No change	No changes to the meaning, language, or formatting of the technical content.
03/25/2011	4.0	No change	No changes to the meaning, language, or formatting of the technical content.
05/06/2011	4.0	No change	No changes to the meaning, language, or formatting of the technical content.
06/17/2011	4.1	Minor	Clarified the meaning of the technical content.
09/23/2011	4.1	No change	No changes to the meaning, language, or formatting of the technical content.
12/16/2011	5.0	Major	Significantly changed the technical content.
03/30/2012	5.0	No change	No changes to the meaning, language, or formatting of the technical content.
07/12/2012	5.0	No change	No changes to the meaning, language, or formatting of the technical content.
10/25/2012	5.0	No change	No changes to the meaning, language, or formatting of the technical content.
01/31/2013	5.0	No change	No changes to the meaning, language, or formatting of the technical content.
08/08/2013	6.0	Major	Significantly changed the technical content.
11/14/2013	6.0	No change	No changes to the meaning, language, or formatting of the technical content.
02/13/2014	6.0	No change	No changes to the meaning, language, or formatting of the technical content.

Contents

1 Introduction	7
1.1 Glossary	7
1.2 References	8
1.2.1 Normative References	8
1.2.2 Informative References	8
1.3 Overview	9
1.3.1 Purpose of Print Virtual Channel Extension	9
1.3.2 Protocol Initialization	9
1.4 Relationship to Other Protocols	9
1.5 Prerequisites/Preconditions	9
1.6 Applicability Statement	9
1.7 Versioning and Capability Negotiation	10
1.8 Vendor-Extensible Fields	10
1.9 Standards Assignments	10
2 Messages	11
2.1 Transport	11
2.2 Message Syntax	11
2.2.1 Common Data Types	11
2.2.1.1 Server Printer Cache Event (SERVER_PRINTER_CACHE_EVENT)	11
2.2.2 Printer Redirection Messages	12
2.2.2.1 Client Device List Announce Request (DR_PRN_DEVICE_ANNOUNCE)	12
2.2.2.2 Server Printer Set XPS Mode (DR_PRN_USING_XPS)	14
2.2.2.3 Add Printer Cachedata (DR_PRN_ADD_CACHEDATA)	14
2.2.2.4 Update Printer Cachedata (DR_PRN_UPDATE_CACHEDATA)	16
2.2.2.5 Delete Printer Cachedata (DR_PRN_DELETE_CACHEDATA)	17
2.2.2.6 Rename Printer Cachedata (DR_PRN_RENAME_CACHEDATA)	17
2.2.2.7 Server Create Request (DR_PRN_CREATE_REQ)	18
2.2.2.8 Server Printer Close Request (DR_PRN_CLOSE_REQ)	19
2.2.2.9 Server Printer Write Request (DR_PRN_WRITE_REQ)	20
2.2.2.10 Client Printer Create Response (DR_PRN_CREATE_RSP)	20
2.2.2.11 Client Printer Close Response (DR_PRN_CLOSE_RSP)	21
2.2.2.12 Client Printer Write Response (DR_PRN_WRITE_RSP)	21
3 Protocol Details	23
3.1 Common Details	23
3.1.1 Abstract Data Model	23
3.1.1.1 Cached Printer Config Data	23
3.1.1.2 XPS Mode	23
3.1.2 Timers	23
3.1.3 Initialization	23
3.1.4 Higher-Layer Triggered Events	23
3.1.5 Message Processing Events and Sequencing Rules	24
3.1.6 Timer Events	24
3.1.7 Other Local Events	24
3.2 Client Details	24
3.2.1 Abstract Data Model	24
3.2.2 Timers	24
3.2.3 Initialization	24
3.2.4 Higher-Layer Triggered Events	24

3.2.5	Message Processing Events and Sequencing Rules	24
3.2.5.1	Printer Redirection Messages	24
3.2.5.1.1	Sending a Client Device List Announce Request Message	24
3.2.5.1.2	Processing a Printer Set XPS Mode Message	25
3.2.5.1.3	Processing an Add Printer Cachedata Message	25
3.2.5.1.4	Processing an Update Printer Cachedata Message	25
3.2.5.1.5	Processing a Delete Printer Cachedata Message	25
3.2.5.1.6	Processing a Rename Printer Cachedata Message	25
3.2.5.1.7	Processing a Create Request Message	25
3.2.5.1.8	Processing a Close Request Message	25
3.2.5.1.9	Processing a Write Request Message	25
3.2.5.1.10	Sending a Printer Create Response Message	26
3.2.5.1.11	Sending a Printer Close Response Message	26
3.2.5.1.12	Sending a Printer Write Response Message	26
3.2.6	Timer Events	27
3.2.7	Other Local Events	27
3.3	Server Details	27
3.3.1	Abstract Data Model	27
3.3.2	Timers	27
3.3.3	Initialization	27
3.3.4	Higher-Layer Triggered Events	27
3.3.5	Message Processing Events and Sequencing Rules	28
3.3.5.1	Printer Redirection Messages	28
3.3.5.1.1	Processing a Client Device List Announce Request Message	28
3.3.5.1.2	Sending a Printer Set XPS Mode Message	28
3.3.5.1.3	Sending an Add Printer Cachedata Message	28
3.3.5.1.4	Sending an Update Printer Cachedata Message	28
3.3.5.1.5	Sending Delete Printer Cachedata	28
3.3.5.1.6	Sending a Rename Printer Cachedata Message	28
3.3.5.1.7	Sending a Printer Create Request Message	28
3.3.5.1.8	Sending a Printer Close Request Message	28
3.3.5.1.9	Sending a Printer Write Request Message	29
3.3.5.1.10	Processing a Printer Create Response Message	29
3.3.5.1.11	Processing a Printer Close Response Message	29
3.3.5.1.12	Processing a Printer Write Response Message	29
3.3.6	Timer Events	29
3.3.7	Other Local Events	29
4	Protocol Examples	30
4.1	Annotations for Printer Redirection	30
4.1.1	Client Printer Device (DR_PRN_DEVICE_ANNOUNCE)	30
4.1.2	Server Printer Set XPS Mode (DR_PRN_USING_XPS)	31
4.1.3	Add Printer Cachedata (DR_PRN_ADD_CACHEDATA)	31
4.1.4	Update Printer Cachedata (DR_PRN_UPDATE_CACHEDATA)	32
4.1.5	Delete Printer Cachedata (DR_PRN_DELETE_CACHEDATA)	32
4.1.6	Rename Printer Cachedata (DR_PRN_RENAME_CACHEDATA)	32
4.1.7	Server Printer Create Request (DR_PRN_CREATE_REQ)	33
4.1.8	Server Printer Close Request (DR_PRN_CLOSE_REQ)	33
4.1.9	Server Printer Write Request (DR_PRN_WRITE_REQ)	34
4.1.10	Client Printer Create Response (DR_PRN_CREATE_RSP)	34
4.1.11	Client Printer Close Response (DR_PRN_CLOSE_RSP)	35
4.1.12	Client Printer Write Response (DR_PRN_WRITE_RSP)	35

5 Security	36
5.1 Security Considerations for Implementers.....	36
5.2 Index of Security Parameters	36
6 Appendix A: Product Behavior	37
7 Change Tracking	38
8 Index	39

1 Introduction

This document specifies the Print Virtual Channel Extension to the Remote Desktop Protocol. This protocol is used to redirect printers from a **terminal client** to the **terminal server**. This allows the **server** access to printers physically connected to the **client** as if the devices were local to the server.

Sections 1.8, 2, and 3 of this specification are normative and can contain the terms MAY, SHOULD, MUST, MUST NOT, and SHOULD NOT as defined in RFC 2119. Sections 1.5 and 1.9 are also normative but cannot contain those terms. All other sections and examples in this specification are informative.

1.1 Glossary

The following terms are defined in [\[MS-GLOS\]](#):

ASCII
client
server
Unicode string

The following terms are specific to this document:

driver name: A name assigned by the vendor of a printer driver, typically this name is the same as the name of a printer model (or family) that is serviced by a particular driver.

manual printer redirection: The **terminal server client** redirects printers that are not installed (that is, associated with a printer driver) on the **client**. For such redirection to work, the user must manually specify which printer driver to use.

printer name: The term **printer name** is used to represent a user-assigned, arbitrary name given to a printer queue. This protocol uses the term "**printer name**" to identify a given printer queue.

printer queue: A **printer queue** refers to an instance of a printer. Each printer instance is associated with a printer driver and a printer port.

PRN file: A type of file that contains a sequence of raw bytes that are understood by the printer hardware. The printer driver produces these files and sends them to the printer port for actual printing. In the case of terminal server printer redirection, this stream is captured on the terminal server for the redirected printers and then sent to the client hardware for printing in raw mode. The contents of this stream are opaque to the Print Virtual Channel Extension.

remote device: A device attached to a remote (or **client**) machine, in contrast with a device physically attached to a machine.

terminal client: A **client** of a **terminal server**. A terminal client program that runs on the client machine.

terminal server: A **server** that provides a graphical user interface (GUI) of a desktop to terminal server clients allowing clients to remotely run applications on the server. The server transmits the GUI of the program to the client, and the client returns keyboard and mouse clicks to be processed by the server.

XML Paper Specification (XPS): A Microsoft XML-based document format introduced in Windows Vista. **XML Paper Specification (XPS)** specifies the set of conventions for the use of XML and other widely available technologies to describe the content and appearance of paginated documents.

XPS file: A type of file that contains **XPS** data. Such files contain all document elements as well as printer-specific rendering information.

MAY, SHOULD, MUST, SHOULD NOT, MUST NOT: These terms (in all caps) are used as described in [\[RFC2119\]](#). All statements of optional behavior use either MAY, SHOULD, or SHOULD NOT.

1.2 References

References to Microsoft Open Specifications documentation do not include a publishing year because links are to the latest version of the documents, which are updated frequently. References to other documents include a publishing year when one is available.

A reference marked "(Archived)" means that the reference document was either retired and is no longer being maintained or was replaced with a new document that provides current implementation details. We archive our documents online [\[Windows Protocol\]](#).

1.2.1 Normative References

We conduct frequent surveys of the normative references to assure their continued availability. If you have any issue with finding a normative reference, please contact dochelp@microsoft.com. We will assist you in finding the relevant information.

[MS-ERREF] Microsoft Corporation, "[Windows Error Codes](#)".

[MS-RDPEFS] Microsoft Corporation, "[Remote Desktop Protocol: File System Virtual Channel Extension](#)".

[MS-RDPESP] Microsoft Corporation, "[Remote Desktop Protocol: Serial and Parallel Port Virtual Channel Extension](#)".

[RFC2119] Bradner, S., "Key words for use in RFCs to Indicate Requirement Levels", BCP 14, RFC 2119, March 1997, <http://www.rfc-editor.org/rfc/rfc2119.txt>

1.2.2 Informative References

[MS-GLOS] Microsoft Corporation, "[Windows Protocols Master Glossary](#)".

[MSDN-PrnDrv-WIN2000] Microsoft Corporation, "Inbox Printer Driver Names for Windows 2000", <http://download.microsoft.com/download/1/B/3/1B3C179D-21D5-4133-A384-78B2E077AF0E/InboxPrinterDriverNamesforWindows2000.pdf>

[MSDN-PrnDrv-WIN7] Microsoft Corporation, "Inbox Printer Driver Names for Windows 7", <http://download.microsoft.com/download/1/B/3/1B3C179D-21D5-4133-A384-78B2E077AF0E/InboxPrinterDriverNamesforWindows7.pdf>

[MSDN-PrnDrv-WINVista] Microsoft Corporation, "Inbox Printer Driver Names for Windows Vista", <http://download.microsoft.com/download/0/F/E/0FE9AFD7-8214-4989-BA8F-485055AD263B/Inbox%20Printer%20Driver%20Names%20for%20Windows%20Vista.pdf>

[MSDN-PrnDrv-WINXP] Microsoft Corporation, "Inbox Printer Driver Names for Windows XP", <http://download.microsoft.com/download/1/B/3/1B3C179D-21D5-4133-A384-78B2E077AF0E/Inbox Printer Driver Names for Windows XP.pdf>

[MSDN-PrnDrv-WS2003] Microsoft Corporation, "Inbox Printer Driver Names for Windows Server 2003", <http://download.microsoft.com/download/0/F/E/0FE9AFD7-8214-4989-BA8F-485055AD263B/Inbox%20Printer%20Driver%20Names%20for%20Windows%20Server%202003.pdf>

[MSDN-PrnDrv-WS2003R2] Microsoft Corporation, "Inbox Printer Driver Names for Windows Server 2003 R2", <http://download.microsoft.com/download/1/B/3/1B3C179D-21D5-4133-A384-78B2E077AF0E/Inbox Printer Driver Names for Windows Server 2003 R2.pdf>

1.3 Overview

The Print Virtual Channel Extension specifies the communication used to enable the redirection of printers between a terminal client and a terminal server. By redirecting printers from the terminal client to the terminal server, applications running on a server machine can access the **remote devices** as if they were local printers.

1.3.1 Purpose of Print Virtual Channel Extension

The Print Virtual Channel Extension enables printer redirection. It allows applications running a terminal server to access the printers attached to the terminal client.

1.3.2 Protocol Initialization

This protocol relies for transportation of its packets on the [Remote Desktop Protocol: File System Virtual Channel Extension](#) as specified in [\[MS-RDPEFS\]](#). It describes the format of messages for printer devices. This protocol is considered initialized after at least one printer device is advertised by the client, and after the "Server Device Announce Response" message that indicates successful initialization for that device is sent by the server as illustrated in the figure in section [1.3.1](#) of [\[MS-RDPEFS\]](#).

1.4 Relationship to Other Protocols

This protocol relies for transportation of its packets on the [Remote Desktop Protocol: File System Virtual Channel Extension](#) as specified in [\[MS-RDPEFS\]](#). This protocol extends the File System Virtual Channel Extension to enable printer redirection.

1.5 Prerequisites/Preconditions

The Print Virtual Channel Extension operates only after the [Remote Desktop Protocol: File System Virtual Channel Extension](#) transport is fully established and a printer device is advertised by the client. This protocol describes the messages for printer devices only.

1.6 Applicability Statement

The Print Virtual Channel Extension is designed to be run within the context of a Remote Desktop Protocol virtual channel established between a client and server. This protocol extension is applicable when applications running on the terminal server need to access the printers physically connected to a client machine.

1.7 Versioning and Capability Negotiation

This protocol relies on the [Print Virtual Channel](#) to perform basic versioning and capability negotiation.

1.8 Vendor-Extensible Fields

This protocol contains no vendor-extensible fields.

1.9 Standards Assignments

This protocol does not use any standards assignments.

2 Messages

This protocol shares messages and common data types that are specified in [\[MS-RDPEFS\]](#) section 2 of Remote Desktop Protocol: File System Virtual Channel Extension. This section describes the messages and data types used by the Print Virtual Channel Extension.

2.1 Transport

All messages MUST be transported over an established Remote Desktop Protocol device extensions channel (as specified in [\[MS-RDPEFS\]](#) section 2.1).

The static virtual channel is considered terminated if the client and server are disconnected or if there are errors in processing the packet, as described in [\[MS-RDPEFS\]](#) section 3.1.5.2 "Processing Packet Errors".

2.2 Message Syntax

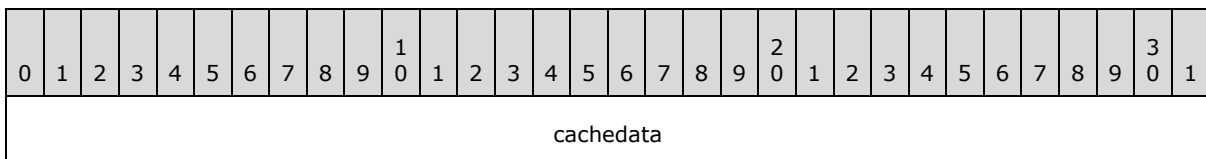
The following sections contain Print Virtual Channel Extension message syntax.

2.2.1 Common Data Types

Printer redirection uses common data types defined and explained in the [Remote Desktop Protocol: File System Virtual Channel Extension](#). The following are the data types that are specific to the Print Virtual Channel Extension.

2.2.1.1 Server Printer Cache Event (SERVER_PRINTER_CACHE_EVENT)

The Server Printer Cache Event is used to identify various server events associated with Printer Cached Config Data (section [3.1.1.1](#)) in the messages sent from the server to the client.



cachedata (4 bytes): A 32-bit unsigned integer value that MUST be set to one of the following values.

Value	Meaning
RDPDR_ADD_PRINTER_EVENT 0x00000001	Add printer cachedata event.
RDPDR_UPDATE_PRINTER_EVENT 0x00000002	Update printer cachedata event.
RDPDR_DELETE_PRINTER_EVENT 0x00000003	Delete printer cachedata event.
RDPDR_RENAME_PRINTER_EVENT 0x00000004	Rename printer cachedata event.

2.2.2 Printer Redirection Messages

2.2.2.1 Client Device List Announce Request (DR_PRN_DEVICE_ANNOUNCE)

This message is specified in [\[MS-RDPEFS\]](#) section 2.2.2.9 (Client Device List Announce Request). For each redirected printer, a DEVICE_ANNOUNCE header (as specified in [\[MS-RDPEFS\]](#) section 2.2.1.3) is generated by the client printer redirection extension followed by variable printer-specific data.

0	1	2	3	4	5	6	7	8	9	10	11	12	13	14	15	16	17	18	19	20	21	22	23	24	25	26	27	28	29	30	31
DeviceType																															
DeviceId																															
PreferredDosName																															
...																															
DeviceDataLength																															
Flags																															
CodePage																															
PnPNameLen																															
DriverNameLen																															
PrintNameLen																															
CachedFieldsLen																															
PnPName (variable)																															
...																															
DriverName (variable)																															
...																															
PrinterName (variable)																															
...																															
CachedPrinterConfigData (variable)																															

...

DeviceType (4 bytes): This field is defined in [\[MS-RDPEFS\]](#) section 2.2.1.3. This field MUST be set to RDPDR_DTYP_PRINT.

DeviceId (4 bytes): This field is defined in [\[MS-RDPEFS\]](#) section 2.2.1.3. The **DeviceId** field MUST be set to the unique device ID to identify this printer device. This field is later used to refer to the same printer device by both the client and the server.

PreferredDosName (8 bytes): This field is defined in [\[MS-RDPEFS\]](#) section 2.2.1.3. The **PreferredDosName** field MUST be set to the port name on which the printer is installed.

DeviceDataLength (4 bytes): This field is defined in [\[MS-RDPEFS\]](#) section 2.2.1.3. The **DeviceDataLength** field MUST be set to the length of data fields following the **DeviceDataLength** field.

Flags (4 bytes): A 32-bit unsigned integer that indicates the properties of the client **printer queue**. This bit field MUST be a valid combination of any of the following values.

Value	Meaning
RDPDR_PRINTER_ANNOUNCE_FLAG_ASCII 0x00000001	The DriverName field MUST be in ASCII characters. If not set, it MUST be in Unicode.
RDPDR_PRINTER_ANNOUNCE_FLAG_DEFAULTPRINTER 0x00000002	The printer is set as default. There MUST be only one printer with this flag set.
RDPDR_PRINTER_ANNOUNCE_FLAG_NETWORKPRINTER 0x00000004	This printer is from the network.
RDPDR_PRINTER_ANNOUNCE_FLAG_TSPRINTER 0x00000008	This flag is set when the printer to be redirected is not a local or network printer but is a Terminal Server client printer. This can happen in nested TS sessions; that is, this can happen when a TS connection is made from within a TS session.
RDPDR_PRINTER_ANNOUNCE_FLAG_XPSFORMAT 0x00000010	This client/printer supports XML Paper Specification (XPS) format.

CodePage (4 bytes): A 32-bit unsigned integer. Reserved for future use. This field MUST be set to 0.

PnPNameLen (4 bytes): A 32-bit unsigned integer that specifies the number of bytes in the **PnPName** field, including its null terminator.

DriverNameLen (4 bytes): A 32-bit unsigned integer that specifies the number of bytes in the **DriverName** field, including its null terminator.

PrintNameLen (4 bytes): A 32-bit unsigned integer that specifies the number of bytes in the **PrintName** field, including its null terminator.

CachedFieldsLen (4 bytes): A 32-bit unsigned integer that specifies the number of bytes in the **CachedPrinterConfigData** field.

PnPName (variable): A null-terminated **Unicode string**. This field can be set to any valid Unicode string and MUST be ignored on receipt.

DriverName (variable): An array of characters. The type of characters is determined by the RDPDR_PRINTER_ANNOUNCE_FLAG_ASCII flag. If the flag is set, the **DriverName** field MUST be a null-terminated ASCII string; otherwise, it MUST be a null-terminated Unicode string. The **DriverName** field specifies the **driver name** used by the client for this printer. This name is used by the Terminal Server to determine the appropriate matching driver for the redirected printer, which is to be used on the server. <1>

PrinterName (variable): The **PrinterName** field is a null-terminated Unicode string. The client MUST specify the user-assigned **printer name** of the local printer in this field. This name is used by the server to generate the server-side redirected printer queue.

CachedPrinterConfigData (variable): A variable-length array of bytes. This field is a binary large object (BLOB) of data that describes the cached printer configuration (see section [3.1.1.1](#)).

2.2.2.2 Server Printer Set XPS Mode (DR_PRN_USING_XPS)

This message is sent from server to client to set the device in XPS mode (see section [3.1.1.2](#)).

0	1	2	3	4	5	6	7	8	9	10	11	12	13	14	15	16	17	18	19	20	21	22	23	24	25	26	27	28	29	30	31
Header																															
PrinterId																															
Flags																															

Header (4 bytes): The common message header (as specified in [\[MS-RDPEFS\]](#) section 2.2.1.1). The **Component** field MUST be set to RDPDR_CTYP_PRN and the **PacketId** field MUST be set to PAKID_PRN_USING_XPS.

PrinterId (4 bytes): A 32-bit unsigned integer. This message is handled by the Print Virtual Channel Extension only if the **PrinterId** field matches the previously established **DeviceId** field for a printer device, see [\[MS-RDPEFS\]](#) section 3.1.1.

Flags (4 bytes): A 32-bit unsigned integer. This field is unused. It can contain any value and MUST be ignored on receipt.

2.2.2.3 Add Printer Cachedata (DR_PRN_ADD_CACHEDATA)

This message is sent from the server to the client when a printer queue is created manually on the redirected port (port redirection is explained in [\[MS-RDPESP\]](#)) on the server.

0	1	2	3	4	5	6	7	8	9	10	11	12	13	14	15	16	17	18	19	20	21	22	23	24	25	26	27	28	29	30	31
Header																															
EventId																															
PortDosName																															
...																															
PnPNameLen																															
DriverNameLen																															
PrintNameLen																															
CachedFieldsLen																															
PnPName (variable)																															
...																															
DriverName (variable)																															
...																															
PrinterName (variable)																															
...																															
CachedPrinterConfigData (variable)																															
...																															

Header (4 bytes): The common message header (as specified in [\[MS-RDPEFS\]](#) section 2.2.1.1). The **Component** field MUST be set to RDPDR_CTYP_PRN and the **PacketId** field MUST be set to PAKID_PRN_CACHE_DATA.

EventId (4 bytes): A SERVER_PRINTER_CACHE_EVENT (section [2.2.1.1](#)) packet. The **cachedata** field MUST be set to RDPDR_ADD_PRINTER_EVENT (0x00000001).

PortDosName (8 bytes): A string of ASCII characters with a maximum length of 8 characters that represent the name of the device as it appears on the client. If this field is not be null-terminated, then the **PortDosName** string is equal to all 8 characters.

PnPNameLen (4 bytes): A 32-bit unsigned integer that specifies the number of bytes in the **PnPName** field, including its null terminator.

DriverNameLen (4 bytes): A 32-bit unsigned integer that specifies the number of bytes in the **DriverName** field, including its null terminator.

PrintNameLen (4 bytes): A 32-bit unsigned integer that specifies the number of bytes in the **PrintName** field, including its null terminator.

CachedFieldsLen (4 bytes): A 32-bit unsigned integer that specifies the number of bytes in the **CachedPrinterConfigData** field.

PnPName (variable): A null-terminated Unicode string. This field can be set to any valid Unicode string and MUST be ignored on receipt.

DriverName (variable): A null-terminated Unicode string. This string specifies the printer driver name that is associated with the printer configuration data.

PrinterName (variable): A null-terminated Unicode string that specifies the client printer, which was sent for this configuration data message.

CachedPrinterConfigData (variable): A variable-length array of bytes. This field is a BLOB of data that describes the cached printer configuration (see section [3.1.1.1](#)).

2.2.2.4 Update Printer Cachedata (DR_PRN_UPDATE_CACHEDATA)

0	1	2	3	4	5	6	7	8	9	10	11	12	13	14	15	16	17	18	19	20	21	22	23	24	25	26	27	28	29	30	31
Header																															
EventId																															
PrinterNameLen																															
ConfigDataLen																															
PrinterName (variable)																															
...																															
CachedPrinterConfigData (variable)																															
...																															

Header (4 bytes): The common message header (as specified in [\[MS-RDPEFS\]](#) section 2.2.1.1). The **Component** field MUST be set to RDPDR_CTYP_PRN and the **PacketId** field MUST be set to PAKID_PRN_CACHE_DATA.

EventId (4 bytes): A SERVER_PRINTER_CACHE_EVENT (section [2.2.1.1](#)) event. The **cachedata** field MUST be set to RDPDR_UPDATE_PRINTER_EVENT (0x00000002).

PrinterNameLen (4 bytes): A 32-bit unsigned integer specifying the number of bytes in the **PrinterName** field, including its null terminator.

ConfigDataLen (4 bytes): A 32-bit unsigned integer specifying the number of bytes in the **CachedPrinterConfigData** field.

PrinterName (variable): A null-terminated Unicode string that specifies the printer, for which the updated printer configuration data is sent.

CachedPrinterConfigData (variable): A variable-length array of bytes. This field is a BLOB of data that describes the cached printer configuration (see section [3.1.1.1](#)).

2.2.2.5 Delete Printer Cachedata (DR_PRN_DELETE_CACHEDATA)

This message is sent by the server when a manually created printer on the redirected port is deleted.

0	1	2	3	4	5	6	7	8	9	10	11	12	13	14	15	16	17	18	19	20	21	22	23	24	25	26	27	28	29	30	31
Header																															
EventId																															
PrinterNameLen																															
PrinterName (variable)																															
...																															

Header (4 bytes): The common message header (as specified in [\[MS-RDPEFS\]](#) section 2.2.1.1). The **Component** field MUST be set to RDPDR_CTYP_PRN and the **PacketId** field MUST be set to PAKID_PRN_CACHE_DATA.

EventId (4 bytes): A SERVER_PRINTER_CACHE_EVENT (section [2.2.1.1](#)) event. The **cachedata** field MUST be set to RDPDR_DELETE_PRINTER_EVENT (0x00000003).

PrinterNameLen (4 bytes): A 32-bit unsigned integer that specifies the number of bytes in the **PrinterName** field, including its null terminator.

PrinterName (variable): A null-terminated Unicode string that specifies the printer that was deleted.

2.2.2.6 Rename Printer Cachedata (DR_PRN_RENAME_CACHEDATA)

This message is sent by the server when the user renames a redirected printer.

0	1	2	3	4	5	6	7	8	9	10	11	12	13	14	15	16	17	18	19	20	21	22	23	24	25	26	27	28	29	30	31
Header																															
EventId																															

OldPrinterNameLen
NewPrinterNameLen
OldPrinterName (variable)
...
NewPrinterName (variable)
...

Header (4 bytes): The common message header (as specified in [\[MS-RDPEFS\]](#) section 2.2.1.1). The **Component** field MUST be set to RDPDR_CTYP_PRN and the **PacketId** field MUST be set to PAKID_PRN_CACHE_DATA.

EventId (4 bytes): A SERVER_PRINTER_CACHE_EVENT (section [2.2.1.1](#)) event. The **cachedata** field MUST be set to RDPDR_RENAME_PRINTER_EVENT (0x00000004).

OldPrinterNameLen (4 bytes): A 32-bit unsigned integer that specifies the number of bytes in the **OldPrinterName** field, including its null terminator.

NewPrinterNameLen (4 bytes): A 32-bit unsigned integer that specifies the number of bytes in the **NewPrinterName** field, including its null terminator.

OldPrinterName (variable): A null-terminated Unicode string that specifies the printer name before the rename operation.

NewPrinterName (variable): A null-terminated Unicode string that specifies the printer name after the rename operation.

2.2.2.7 Server Create Request (DR_PRN_CREATE_REQ)

This message is sent by the server to request the opening of the clientprinter queue and to prepare for receiving print data.

0	1	2	3	4	5	6	7	8	9	10	11	12	13	14	15	16	17	18	19	20	21	22	23	24	25	26	27	28	29	30	31
DeviceIoRequest																															
...																															
...																															
...																															
...																															
...																															

DesiredAccess
AllocationSize
...
FileAttributes
SharedAccess
Disposition
CreateOptions
PathLength

DeviceIoRequest (24 bytes): A DR_DEVICE_IOREQUEST header (as specified in [\[MS-RDPEFS\]](#) section 2.2.1.4).

The **MajorFunction** in this header MUST be set to IRP_MJ_CREATE.

This message is handled by the Print Virtual Channel Extension only if the **DeviceId** field matches the previously established **DeviceId** for a printer device, see [\[MS-RDPEFS\]](#) section 3.1.1.

DesiredAccess (4 bytes): A 32-bit unsigned integer. Unused. This field can contain any value and MUST be ignored on receipt.

AllocationSize (8 bytes): A 64-bit unsigned integer. Unused. This field can contain any value and MUST be ignored on receipt.

FileAttributes (4 bytes): A 32-bit unsigned integer. Unused. This field can contain any value and MUST be ignored on receipt.

SharedAccess (4 bytes): A 32-bit unsigned integer. Unused. This field can contain any value and MUST be ignored on receipt.

Disposition (4 bytes): A 32-bit unsigned integer. Unused. This field can contain any value and MUST be ignored on receipt.

CreateOptions (4 bytes): A 32-bit unsigned integer. Unused. This field can contain any value and MUST be ignored on receipt.

PathLength (4 bytes): A 32-bit unsigned integer. This field MUST be set to 0 for the printer devices.

2.2.2.8 Server Printer Close Request (DR_PRN_CLOSE_REQ)

This message is sent by the server to request the closing of the printer queue that was previously created by a DR_PRN_CREATE_REQ (section [2.2.2.7](#)).

0	1	2	3	4	5	6	7	8	9	10	11	12	13	14	15	16	17	18	19	20	21	22	23	24	25	26	27	28	29	30	31
DeviceCloseRequest																															
...																															
...																															
...																															
...																															
...																															
...																															
...																															
(DeviceCloseRequest cont'd for 6 rows)																															

DeviceCloseRequest (56 bytes): A DR_CLOSE_REQ message (as specified in [\[MS-RDPEFS\]](#) section 2.2.1.4.2). This request closes a printer opened by DR_PRN_CREATE_REQ (section [2.2.2.7](#)).

2.2.2.9 Server Printer Write Request (DR_PRN_WRITE_REQ)

This message is sent from the server to send the print data to the client printer.

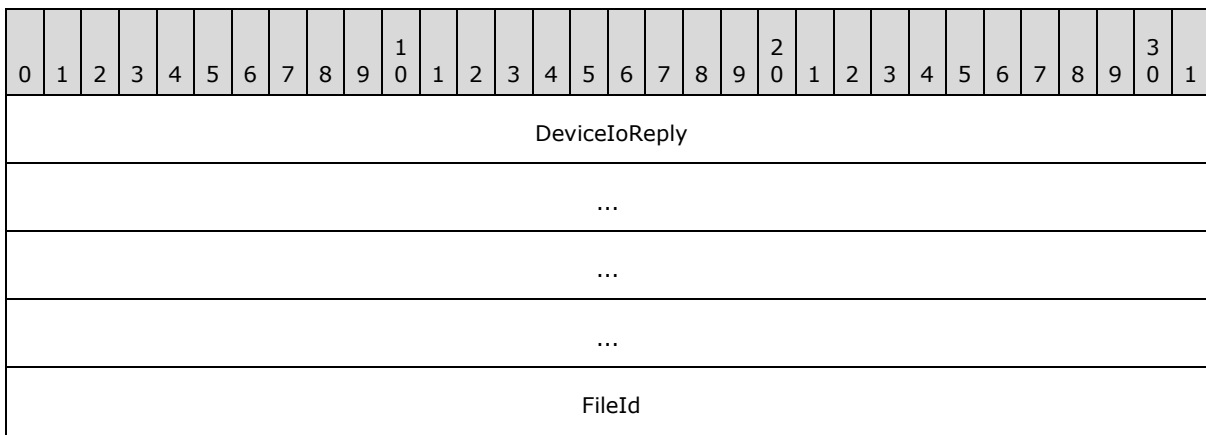
0	1	2	3	4	5	6	7	8	9	10	11	12	13	14	15	16	17	18	19	20	21	22	23	24	25	26	27	28	29	30	31
DeviceWriteRequest (variable)																															
...																															

DeviceWriteRequest (variable): A DR_WRITE_REQ request (as specified in [\[MS-RDPEFS\]](#) section 2.2.1.4.4). The **Offset** field of this request is unused and reserved for future use. The **Offset** field can contain any value and **MUST** be ignored on receipt.

The **WriteData** field of the request could be either in **PRN file** or **XPS file** format.

2.2.2.10 Client Printer Create Response (DR_PRN_CREATE_RSP)

The client responds to the [DR_PRN_CREATE_REQ](#) with this message.

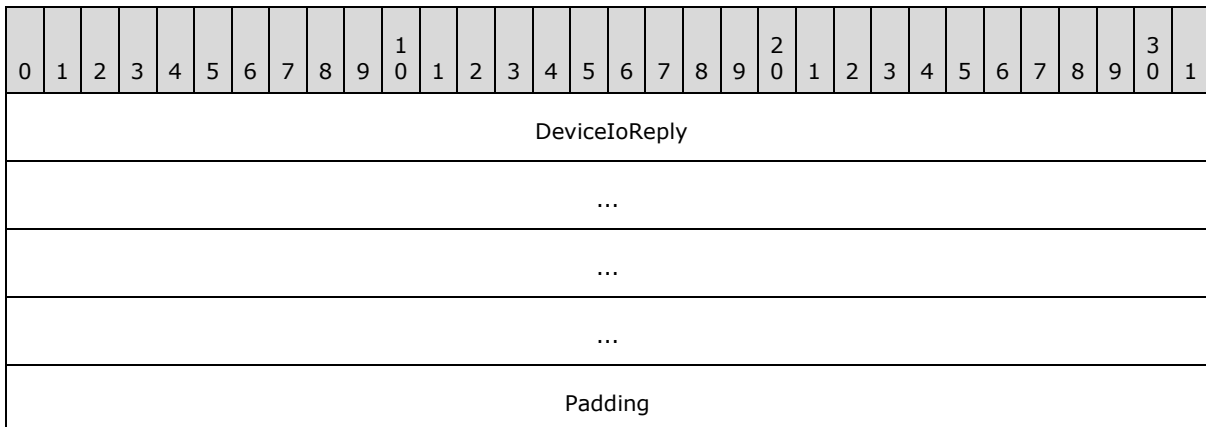


DeviceIoReply (16 bytes): A DR_DEVICE_IOCTLCOMPLETION header (as specified in [\[MS-RDPEFS\]](#) section 2.2.1.5). The **CompletionId** field of this header **MUST** match the **CompletionId** of a Device I/O Request message that had the **MajorFunction** field set to IRP_MJ_CREATE.

FileId (4 bytes): A 32-bit unsigned integer that specifies a unique ID that identifies the created file object. The ID **MUST** be reused after sending a Device Close Response (as specified in [\[MS-RDPEFS\]](#) section 2.2.1.5.2).

2.2.2.11 Client Printer Close Response (DR_PRN_CLOSE_RSP)

The client responds to the [DR_PRN_CLOSE_REQ](#) with this message.



DeviceIoReply (16 bytes): A DR_DEVICE_IOCTLCOMPLETION header (as specified in [\[MS-RDPEFS\]](#) section 2.2.1.5). The **CompletionId** field of this header **MUST** match the **CompletionId** of a Device I/O Request message that had the **MajorFunction** field set to IRP_MJ_CLOSE.

Padding (4 bytes): An array of 4 bytes. This field is reserved for future use.

2.2.2.12 Client Printer Write Response (DR_PRN_WRITE_RSP)

The client responds to the [DR_PRN_WRITE_REQ](#) with this message.

0	1	2	3	4	5	6	7	8	9	0	1	2	3	4	5	6	7	8	9	0	1	2	3	4	5	6	7	8	9	0	1	
DeviceWriteRsp																																
...																																
...																																
...																																
...																																
...																																

DeviceWriteRsp (21 bytes): A DR_WRITE_RSP request (as specified in [\[MS-RDPEFS\]](#) section 2.2.1.5.4). The **Length** field of this response is equal to the **Length** field of the Write Request (as specified in [\[MS-RDPEFS\]](#) section 2.2.3.3.4).

3 Protocol Details

The following sections specify protocol details, including abstract data models and message processing rules.

3.1 Common Details

3.1.1 Abstract Data Model

This section describes a conceptual model of possible data organization that an implementation maintains to participate in this protocol. The organization is provided to explain how the protocol behaves. This document does not mandate that implementations adhere to this model as long as their external behavior is consistent with that described in this document.

The Remote Desktop Protocol: Print Virtual Channel Extension follows the abstract data model specified in [\[MS-RDPEFS\]](#) section 3.1.1. The following abstract entities are specific to this protocol.

3.1.1.1 Cached Printer Config Data

Printer drivers store default printing preferences for each printer. The format of these preferences is driver-specific. For the redirected printers, when a user modifies printing preferences on the server side, these modified printing preferences are sent back to the client and are cached there. When such a printer is redirected again, this cached data is sent by the client to the server along with other printer information.

The cached configuration information SHOULD be treated as an opaque data BLOB by the client. The client SHOULD treat the printer name and data BLOB pairs as records in a database. The server sends packets to the client to add, rename, delete or update the printer name or the data BLOB of an existing record.

3.1.1.2 XPS Mode

When a client redirects printers, it adds a special flag (RDPDR_PRINTER_ANNOUNCE_FLAG_XPSFORMAT) if the client can handle the XPS format for the given printer. For these printers, the server MAY [<2>](#) choose to use either the XPS format or the printer driver-specific format. The server MUST notify the client with the message [DR_PRN_USING_XPS \(section 2.2.2.2\)](#) if it chooses to use the XPS format. When this type of message is received, the client marks the printer in XPS mode.

3.1.2 Timers

No common timers are used.

3.1.3 Initialization

The Print Virtual Channel Extension protocol MUST be initialized before the printer can be redirected.

3.1.4 Higher-Layer Triggered Events

No higher-layer triggered events are used.

3.1.5 Message Processing Events and Sequencing Rules

The common message processing events and rules that are described in [\[MS-RDPEFS\]](#) section 3.1.5 apply to this protocol. For client-specific and server-specific message processing, see sections [3.2.5](#) and [3.3.5](#).

3.1.6 Timer Events

No common timer events are used.

3.1.7 Other Local Events

There are no common local events.

3.2 Client Details

3.2.1 Abstract Data Model

The abstract data model is specified in section [3.1.1](#).

3.2.2 Timers

No timers are used.

3.2.3 Initialization

Initialization is specified in section [3.1.3](#).

3.2.4 Higher-Layer Triggered Events

No client higher-layer triggered events are used.

3.2.5 Message Processing Events and Sequencing Rules

3.2.5.1 Printer Redirection Messages

3.2.5.1.1 Sending a Client Device List Announce Request Message

After the [Remote Desktop Protocol: File System Virtual Channel Extension](#) completes its initialization, the client MUST send a [DR_CORE_DEVICELIST_ANNOUNCE_REQ](#) message to the server with information for various devices. This message is specified in [\[MS-RDPEFS\]](#) section 2.2.2.9. The Print Virtual Channel Extension prepares the printer device information that goes into this packet. The printer-specific structure is specified in section [2.2.2.1](#).

The printer redirection extension enumerates the printer queues and manually configured printers (**manual printer redirection**) and determines the devices to be redirected. For each printer, the client collects the following information and prepares DR_PRN_DEVICE_ANNOUNCE (section [2.2.2.1](#)) packet. This packet contains the following:

- The name of the printer queue assigned by the user.
- The name of the printer driver assigned by the driver manufacturer.
- Various flags associated with the printer.

- Printer cache data, if this data exists. See section [3.1.1.1](#).

3.2.5.1.2 Processing a Printer Set XPS Mode Message

This message MUST be received only for the printers that were marked with RDPDR_PRINTER_ANNOUNCE_FLAG_XPSFORMAT. When a server chooses to use an XPS driver for the redirected printer, it notifies the client using this message. The client MUST then mark the printer to be in XPS mode (see section [3.1.1.2](#)). When printer data arrives for these printers, it MUST be treated as an XPS file and not a PRN file. For other printers, the I/O data MUST be treated as a PRN file.

3.2.5.1.3 Processing an Add Printer Cachedata Message

This message is received when a printer queue is manually installed on the server on the client's redirected port. The name of the port is stored in the **PortDosName** field. The client SHOULD store this manual printer configuration in its persistent storage, and it MUST use this configuration to redirect the printer the next time the client connects to the same server.

3.2.5.1.4 Processing an Update Printer Cachedata Message

This message is received when the configuration information of a redirected printer queue is updated on the server. The client MUST store the updated **CachedPrinterConfigData** field (see section [3.1.1.1](#)), and it MUST use it when redirecting the printer next time.

3.2.5.1.5 Processing a Delete Printer Cachedata Message

This message is received when a redirected printer queue is deleted by the server. The client MUST delete the cached configuration data previously stored for this printer.

3.2.5.1.6 Processing a Rename Printer Cachedata Message

This message is received when the user renames the redirected printer on the server. The client MUST modify its local cached data for this printer to reflect this change, and the client MUST rename the local printer queue.

3.2.5.1.7 Processing a Create Request Message

When the server starts a print job on a redirected printer, before sending the actual printing data it sends a create request. The client MUST prepare the printer specified by the **DeviceId** field to receive the printer output.

3.2.5.1.8 Processing a Close Request Message

When the server finishes sending a print job to a redirected printer, it sends a close request. The client MUST end the printing process initiated when the create request was made.

3.2.5.1.9 Processing a Write Request Message

Multiple write requests are received along with the printing data. These write requests are sent between create and close requests. The client MUST send the data associated with the write requests to the corresponding printer queue. The format of this data could be either printer driver-specific (non-XPS mode) or XPS format (XPS mode).

3.2.5.1.10 Sending a Printer Create Response Message

The client MUST fill out the various members of the [DR_DEVICE_IOCOMPLETION](#) message (as specified in [\[MS-RDPEFS\]](#) section 2.2.1.5) as shown here.

For the [RDPDR_HEADER](#):

- The **Component** field MUST be set to RDPDR_CTYP_CORE.
- The **PacketId** field MUST be set to PAKID_CORE_DEVICE_IOCOMPLETION.

For the DR_DEVICE_IOCOMPLETION header:

- The **CompletionId** field MUST be set to match the **CompletionId** field from the corresponding I/O request (section [3.2.5.1.7](#)).
- The **DeviceId** field MUST be set to match the corresponding **DeviceId** field from the I/O request.
- The **IoStatus** field MUST be set to the NTSTATUS value indicating the result of the operation. NTSTATUS codes are specified in [\[MS-ERREF\]](#) section 2.3.

3.2.5.1.11 Sending a Printer Close Response Message

The client MUST fill out the various members of the [DR_DEVICE_IOCOMPLETION](#) message (as specified in [\[MS-RDPEFS\]](#) section 2.2.1.5) as shown here.

For the [RDPDR_HEADER](#):

- The **Component** field MUST be set to RDPDR_CTYP_CORE.
- The **PacketId** field MUST be set to PAKID_CORE_DEVICE_IOCOMPLETION.

For the DR_DEVICE_IOCOMPLETION header:

- The **CompletionId** field MUST be set to match the **CompletionId** field from the corresponding I/O request (section [3.2.5.1.8](#)).
- The **DeviceId** MUST be set to match the corresponding **DeviceId** from the I/O request.
- The **IoStatus** field MUST be set to the NTSTATUS value indicating the result of the operation. NTSTATUS codes are specified in [\[MS-ERREF\]](#) section 2.3.

3.2.5.1.12 Sending a Printer Write Response Message

The client MUST fill out the various members of the [DR_DEVICE_IOCOMPLETION](#) message (as specified in [\[MS-RDPEFS\]](#) section 2.2.1.5) as shown here.

For the [RDPDR_HEADER](#):

- The **Component** field MUST be set to RDPDR_CTYP_CORE.
- The **PacketId** field MUST be set to PAKID_CORE_DEVICE_IOCOMPLETION.

For the DR_DEVICE_IOCOMPLETION header:

- The **CompletionId** field MUST be set to match the **CompletionId** field from the corresponding I/O request (section [3.2.5.1.9](#)).

- The **DeviceId** field MUST be set to match the corresponding **DeviceId** field from the I/O request.
- The **IoStatus** field MUST be set to the NTSTATUS value indicating the result of the operation.

The client MUST set the **Length** field of [DR_WRITE_RSP](#) (see [\[MS-RDPEFS\]](#) section 2.2.1.5.4) to the bytes written successfully to the printer device. NTSTATUS codes are specified in [\[MS-ERREF\]](#) section 2.3.

3.2.6 Timer Events

No timer events are used.

3.2.7 Other Local Events

There are no other local events.

3.3 Server Details

3.3.1 Abstract Data Model

The abstract data model is specified in section [3.1.1](#).

3.3.2 Timers

No timers are used.

3.3.3 Initialization

Initialization is specified in section [3.1.3](#).

3.3.4 Higher-Layer Triggered Events

The server sends various messages to the client in response to the following application and user-driven events:

- When a printer is installed manually for the redirected port, the server sends an add printer cachedata message to the client (see section [3.3.5.1.3](#)).
- When the user modifies the redirected printer queue configuration, the server sends an update printer cachedata message to the client (see section [3.3.5.1.4](#)).
- When the user deletes the redirected printer queue, the server sends a delete printer cachedata message to the client (see section [3.3.5.1.5](#)).
- When the user renames the redirected printer queue, the server sends a rename printer cachedata message to the client (see section [3.3.5.1.6](#)).
- When an application running on the server opens the redirected printer queue for printing, the server sends a printer create request to the client (see section [3.3.5.1.7](#)).
- When an application running on the server closes the redirected printer queue, the server sends a printer close request to the client (see section [3.3.5.1.8](#)).
- When an application running on the server sends data to the redirected printer queue for printing, the server sends printer write requests to the client (see section [3.3.5.1.9](#)).

3.3.5 Message Processing Events and Sequencing Rules

3.3.5.1 Printer Redirection Messages

3.3.5.1.1 Processing a Client Device List Announce Request Message

After receiving a [Client Device List Announce Request \(section 2.2.2.1\)](#), the server creates a printer queue to represent each client-side printer device. The server MUST use the appropriate driver for this redirected printer queue. The server MAY use a pseudo driver that produces XPS-format output if the RDPDR_PRINTER_ANNOUNCE_FLAG_XPSFORMAT flag is supplied for the device. If this flag is not supplied, the server MAY use the **DriverName** field specified in this message to choose the appropriate printer driver on the server. If this message contains a **CachedPrinterConfigData** field, the server MUST use the information contained to configure the instance of the printer queue. The server MAY use the **PrinterName** field specified in the message to generate the name for the redirected printer queue.

3.3.5.1.2 Sending a Printer Set XPS Mode Message

If the client printer supports XPS format, it indicates this support using the RDPDR_PRINTER_ANNOUNCE_FLAG_XPSFORMAT flag when redirecting this printer (see section [2.2.2.1](#)). For these redirected printers, the server can choose to send print job output in XPS format. [<3>](#) If the server chooses to send print data in XPS format, the server MUST send this message to the client prior to sending any data in the write request messages (section [2.2.2.1](#)).

3.3.5.1.3 Sending an Add Printer Cachedata Message

When a user manually installs a printer driver for the redirected port, the server collects the configuration data for such a printer queue and sends it to the client using this message.

3.3.5.1.4 Sending an Update Printer Cachedata Message

When a user modifies the configuration data, such as the printing preferences for the redirected printer queue, the server sends this message along with the configuration data to inform the client.

3.3.5.1.5 Sending Delete Printer Cachedata

When a user deletes the printer queue, the server sends this message to the client.

3.3.5.1.6 Sending a Rename Printer Cachedata Message

When a user manually renames the redirected printer queue, the server sends this message to the client specifying old and new printer names.

3.3.5.1.7 Sending a Printer Create Request Message

When a server application starts printing to the redirected printer queue, the server MUST send this message to the client before sending any printer data so that the client can prepare for receiving printer data.

3.3.5.1.8 Sending a Printer Close Request Message

When the server application is done with a printing job, the server MUST send this message to the client.

3.3.5.1.9 Sending a Printer Write Request Message

As a server application prints to the redirected printer queue, the server MUST send the printer job data to the client. A print job can be distributed over multiple write requests. This message MUST be sent only after the [DR_PRN_CREATE_RSP \(section 2.2.2.10\)](#) message is received.

3.3.5.1.10 Processing a Printer Create Response Message

The server MUST inspect the result of the printer create operation and abort/fail the printer operation if the create request failed.

3.3.5.1.11 Processing a Printer Close Response Message

The server MUST ignore this message after validating it according to the rules specified in [\[MS-RDPEFS\]](#) section 3.1.5.2.

3.3.5.1.12 Processing a Printer Write Response Message

The server MUST inspect the amount of data written and send the next packet of data if there are any packets remaining.

3.3.6 Timer Events

There are no timer events used.

3.3.7 Other Local Events

There are no other local events.

4 Protocol Examples

4.1 Annotations for Printer Redirection

4.1.1 Client Printer Device (DR_PRN_DEVICE_ANNOUNCE)

The client sends this message to the server to indicate the list of printers that it wants to redirect.

```
Channel Name = RDPDR, 264, Client to server
00000000 72 44 41 44 03 00 00 00 04 00 00 00 04 00 00 00
00000010 50 52 4e 34 00 00 00 00 50 00 00 00 10 00 00 00
00000020 00 00 00 00 00 00 00 00 1c 00 00 00 1c 00 00 00
00000030 00 00 00 00 41 00 70 00 6f 00 6c 00 6c 00 6f 00
00000040 20 00 50 00 2d 00 31 00 32 00 30 00 30 00 00 00
00000050 41 00 70 00 6f 00 6c 00 6c 00 6f 00 20 00 50 00
00000060 2d 00 31 00 32 00 30 00 30 00 00 00 04 00 00 00
00000070 03 00 00 00 50 52 4e 33 00 00 00 00 74 00 00 00
00000080 12 00 00 00 00 00 00 00 00 00 00 00 2e 00 00 00
00000090 2e 00 00 00 00 00 00 00 43 00 61 00 6e 00 6f 00
000000a0 6e 00 20 00 42 00 75 00 62 00 62 00 6c 00 65 00
000000b0 2d 00 4a 00 65 00 74 00 20 00 42 00 4a 00 2d 00
000000c0 33 00 30 00 00 00 43 00 61 00 6e 00 6f 00 6e 00
000000d0 20 00 42 00 75 00 62 00 62 00 6c 00 65 00 2d 00
000000e0 4a 00 65 00 74 00 20 00 42 00 4a 00 2d 00 33 00
000000f0 30 00 00 00 02 00 00 00 02 00 00 00 4c 50 54 31
00000100 00 00 00 00 00 00 00 00

72 44          -> RDPDR_CTYP_CORE                = 0x4472
41 44          -> PAKID_CORE_DEVICELIST_ANNOUNCE     = 0x4441
03 00 00 00   -> DeviceCount                          = 0x00000003
04 00 00 00   -> DeviceType (RDPDR_DTYP_PRINT)          = 0x00000004
04 00 00 00   -> DeviceId                               = 0x00000004
50 52 4e 34 00 00 00 00 -> PreferredDosName (8 characters)
50 00 00 00   -> DeviceDataLength                      = 0x00000050
10 00 00 00   -> Flags (RDPDR_PRINTER_ANNOUNCE_FLAG_XPSFORMAT)
= 0x00000010
00 00 00 00   -> CodePage                                  = 0x00000000
00 00 00 00   -> PnpNameLen                              = 0x00000000
1c 00 00 00   -> DriverNameLen                            = 0x0000001c
1c 00 00 00   -> PrinterNameLen                          = 0x0000001c
00 00 00 00   -> CachedFieldsLen                         = 0x00000000
41 00 70 00 6f 00 6c 00 6c 00 6f 00 20 00 50 00 2d 00 31 00 32 00 30 00 30 00 00 00
-> DriverName (28 bytes)
41 00 70 00 6f 00 6c 00 6c 00 6f 00 20 00 50 00 2d 00 31 00 32 00 30 00 30 00 00 00
-> PrinterName (28 bytes)

04 00 00 00   -> DeviceType (RDPDR_DTYP_PRINT)          = 0x00000004
03 00 00 00   -> DeviceId                               = 0x00000003
50 52 4e 33 00 00 00 00 -> PreferredDosName (8 characters)
74 00 00 00   -> DeviceDataLength                      = 0x00000074
12 00 00 00   -> Flags (RDPDR_PRINTER_ANNOUNCE_FLAG_DEFAULTPRINTER |
RDPDR_PRINTER_ANNOUNCE_FLAG_XPSFORMAT)   = 0x00000012
00 00 00 00   -> CodePage                                  = 0x00000000
00 00 00 00   -> PnpNameLen                              = 0x00000000
2e 00 00 00   -> DriverNameLen                            = 0x0000002e
2e 00 00 00   -> PrinterNameLen                          = 0x0000002e
00 00 00 00   -> CachedFieldsLen                         = 0x00000000
```

```

43 00 61 00 6e 00 6f 00 6e 00 20 00 42 00 75 00 62 00 62 00 6c 00 65 00 2d 00
4a 00 65 00 74 00 20 00 42 00 4a 00 2d 00 33 00 30 00 00 00
    -> DriverName (46 bytes)
43 00 61 00 6e 00 6f 00 6e 00 20 00 42 00 75 00 62 00 62 00 6c 00 65 00 2d 00
4a 00 65 00 74 00 20 00 42 00 4a 00 2d 00 33 00 30 00 00 00
    -> PrinterName (46 bytes)

02 00 00 00          -> DeviceType (RDPDR_DTYP_PARALLEL)      = 0x00000002
02 00 00 00          -> DeviceId                                  = 0x00000002
4c 50 54 31 00 00 00 -> PreferredDosName (8 characters)
00 00 00 00          -> DeviceDataLength                          = 0x00000000

```

4.1.2 Server Printer Set XPS Mode (DR_PRN_USING_XPS)

When the server decides to use the XPS format for the output, it sends this message to prepare the client.

```

Channel Name = RDPDR, 12, Server to client
00000000 52 50 43 55 01 00 00 00 f8 5b fa 7f

52 50          -> RDPDR_CTYP_PRN          = 0x5052
43 55          -> PAKID_PRN_USING_XPS       = 0x5543
01 00 00 00    -> PrinterId                    = 0x00000001
f8 5b fa 7f    -> Flags                          = 0x7ffa5bf8

```

4.1.3 Add Printer Cachedata (DR_PRN_ADD_CACHEDATA)

When a printer is manually installed on the redirected port, the server sends this message to allow the client an opportunity to cache the configuration.

```

Channel Name = RDPDR, 116, Server to client
00000000 52 50 43 50 01 00 00 00 43 4f 4d 32 00 00 3a 00
00000010 00 00 00 00 2a 00 00 00 2a 00 00 00 00 00 00 00
00000020 42 00 72 00 6f 00 74 00 68 00 65 00 72 00 20 00
00000030 44 00 43 00 50 00 2d 00 31 00 30 00 30 00 30 00
00000040 20 00 55 00 53 00 42 00 00 00 42 00 72 00 6f 00
00000050 74 00 68 00 65 00 72 00 20 00 44 00 43 00 50 00
00000060 2d 00 31 00 30 00 30 00 30 00 20 00 55 00 53 00
00000070 42 00 00 00

52 50          -> RDPDR_CTYP_PRN          = 0x5052
43 50          -> PAKID_PRN_CACHE_DATA       = 0x5043
01 00 00 00    -> RDPDR_ADD_PRINTER_EVENT    = 0x00000001
43 4f 4d 32 00 00 3a 00-> PortDosName (64 bits)
00 00 00 00    -> PnPNameLen                 = 0x00000000
2a 00 00 00    -> DriverNameLen              = 0x0000002a
2a 00 00 00    -> PrintNameLen               = 0x0000002a
00 00 00 00    -> CachedFieldsLen            = 0x00000000
42 00 72 00 6f 00 74 00 68 00 65 00 72 00 20 00 44 00 43 00 50
00 2d 00 31 00 30 00 30 00 30 00 20 00 55 00 53 00 42 00 00 00
    -> DriverName (variable - 42 bytes)
        = "Brother DCP-1000 USB"
42 00 72 00 6f 00 74 00 68 00 65 00 72 00 20 00 44 00 43 00 50

```

```

00 2d 00 31 00 30 00 30 00 30 00 20 00 55 00 53 00 42 00 00 00
-> PrinterName (variable - 42 bytes)
    = "Brother DCP-1000 USB"

```

4.1.4 Update Printer Cachedata (DR_PRN_UPDATE_CACHEDATA)

When printing preferences or other configuration settings are modified on the server for a redirected printer, the server notifies the client with the configuration data.

```

Channel Name = RDPDR, 16330, Server to client
00000000 52 50 43 50 02 00 00 00 2a 00 00 00 90 3f 00 00
00000010 42 00 72 00 6f 00 74 00 68 00 65 00 72 00 20 00
00000020 44 00 43 00 50 00 2d 00 31 00 30 00 30 00 30 00
00000030 20 00 55 00 53 00 42 00 00 00 48 00 00 00 00 00
00000040 00 00 94 20 00 00 00 00 00 00 37 00 00 00 00 00

52 50          -> RDPDR_CTYP_PRN          = 0x5052
43 50          -> PAKID_PRN_CACHE_DATA     = 0x5043
02 00 00 00    -> RDPDR_UPDATE_PRINTER_EVENT = 0x00000002
2a 00 00 00    -> PrinterNameLen          = 0x0000002a
90 3f 00 00    -> ConfigDataLen          = 0x000039e4
42 00 72 00 6f 00 74 00 68 00 65 00 72 00 20 00 44 00 43 00 50
00 2d 00 31 00 30 00 30 00 30 00 20 00 55 00 53 00 42 00 00 00
                                -> PrinterName (42 bytes)
                                = "Brother DCP-1000 USB"
48 00 00 00 00 00 ... -> ConfigData (variable)

```

4.1.5 Delete Printer Cachedata (DR_PRN_DELETE_CACHEDATA)

The redirected printer was deleted manually.

```

Channel Name = RDPDR, 54, Server to client
00000000 52 50 43 50 03 00 00 00 2a 00 00 00 42 00 72 00
00000010 6f 00 74 00 68 00 65 00 72 00 20 00 44 00 43 00
00000020 50 00 2d 00 31 00 30 00 30 00 30 00 20 00 55 00
00000030 53 00 42 00 00 00

52 50          -> RDPDR_CTYP_PRN          = 0x5052
43 50          -> PAKID_PRN_CACHE_DATA     = 0x5043
03 00 00 00    -> RDPDR_DELETE_PRINTER_EVENT
                                = 0x00000003
2a 00 00 00    -> PrinterNameLen          = 0x0000002a
42 00 72 00 6f 00 74 00 68 00 65 00 72 00 20 00 44 00 43 00 50
00 2d 00 31 00 30 00 30 00 30 00 20 00 55 00 53 00 42 00 00 00
                                -> PrinterName (42 bytes)
                                = "Brother DCP-1000 USB"

```

4.1.6 Rename Printer Cachedata (DR_PRN_RENAME_CACHEDATA)

The redirected printer was renamed.


```

Channel Name = RDPDR, 120, Server to client
00000000 52 50 43 50 04 00 00 00 2a 00 00 00 3e 00 00 00
00000010 42 00 72 00 6f 00 74 00 68 00 65 00 72 00 20 00
00000020 44 00 43 00 50 00 2d 00 31 00 30 00 30 00 30 00
00000030 20 00 55 00 53 00 42 00 00 00 42 00 72 00 6f 00
00000040 74 00 68 00 65 00 72 00 20 00 44 00 43 00 50 00
00000050 2d 00 31 00 30 00 30 00 30 00 20 00 55 00 53 00
00000060 42 00 20 00 28 00 72 00 65 00 6e 00 61 00 6d 00
00000070 65 00 64 00 29 00 00 00

52 50          -> RDPDR_CTYP_PRN          = 0x5052
43 50          -> PAKID_PRN_CACHE_DATA       = 0x5043
04 00 00 00    -> RDPDR_RENAME_PRINTER_EVENT
                = 0x00000004

2a 00 00 00    -> OldPrinterNameLen          = 0x0000002a
3e 00 00 00    -> NewPrinterNameLen        = 0x0000003e
42 00 72 00 6f 00 74 00 68 00 65 00 72 00 20 00 44 00 43 00 50
00 2d 00 31 00 30 00 30 00 30 00 20 00 55 00 53 00 42 00 00 00
                -> OldPrinterName (42 bytes)
                = "Brother DCP-1000 USB"
42 00 72 00 6f 00 74 00 68 00 65 00 72 00 20 00 44 00 43 00 50
00 2d 00 31 00 30 00 30 00 30 00 20 00 55 00 53 00 42 00 20 00
28 00 72 00 65 00 6e 00 61 00 6d 00 65 00 64 00 29 00 00 00
                -> NewPrinterName (62 bytes)
                = "Brother DCP-1000 USB (renamed)"

```

4.1.7 Server Printer Create Request (DR_PRN_CREATE_REQ)

The server sends a create request before starting a print job.

```

Channel Name = RDPDR, 56, Server to client
00000000 72 44 52 49 02 00 00 00 00 00 00 00 00 00 00 00
00000010 00 00 00 00 00 00 00 00 9f 01 12 00 00 00 00 00
00000020 00 00 00 00 00 00 00 00 03 00 00 00 01 00 00 00
00000030 40 00 00 00 00 00 00 00

72 44          -> RDPDR_CTYP_CORE          = 0x4472
52 49          -> PAKID_CORE_DEVICE_IOREQUEST = 0x4952
02 00 00 00    -> DeviceId                  = 0x00000002
00 00 00 00    -> FileId                    = 0x00000000
00 00 00 00    -> CompletionId              = 0x00000000
00 00 00 00    -> MajorFunction (IRP_MJ_CREATE) = 0x00000000
00 00 00 00    -> MinorFunction              = 0x00000000
9f 01 12 00    -> DesiredAccess              = 0x0012019f
00 00 00 00 00 00 00 00 -> AllocationSize (8 bytes)
00 00 00 00    -> FileAttributes              = 0x00000000
03 00 00 00    -> SharedAccess                = 0x00000003
01 00 00 00    -> Disposition                  = 0x00000001
40 00 00 00    -> CreateOptions                = 0x00000004
00 00 00 00    -> PathLength                  = 0x00000000

```

4.1.8 Server Printer Close Request (DR_PRN_CLOSE_REQ)

The server sends a close message when it finishes sending a print job.

```

Channel Name = RDPDR, 56, Server to client
00000000 72 44 52 49 02 00 00 00 00 00 00 00 00 00 00
00000010 02 00 00 00 00 00 00 00 00 00 00 00 00 00 00
00000020 00 00 00 00 00 00 00 00 00 00 00 00 00 00 00
00000030 00 00 00 00 00 00 00 00

```

```

72 44          -> RDPDR_CTYP_CORE           = 0x4472
52 49          -> PAKID_CORE_DEVICE_IOREQUEST    = 0x4952
02 00 00 00    -> DeviceId                       = 0x00000002
00 00 00 00    -> FileId                           = 0x00000000
00 00 00 00    -> CompletionId                     = 0x00000000
02 00 00 00    -> MajorFunction (IRP_MJ_CLOSE)     = 0x00000002
00 00 00 00    -> MinorFunction                     = 0x00000000
00 00 .....    -> Padding (32 bytes)

```

4.1.9 Server Printer Write Request (DR_PRN_WRITE_REQ)

The server sends multiple write requests to send the print job to the client.

```

Channel Name = RDPDR, 65592, Server to client
00000000 72 44 52 49 02 00 00 00 00 00 00 00 00 00 00
00000010 04 00 00 00 00 00 00 00 00 00 01 00 00 00 00
00000020 00 00 00 00 00 00 00 00 00 00 00 00 00 00 00
00000030 00 00 00 00 00 00 00 00 .....

```

```

72 44          -> RDPDR_CTYP_CORE           = 0x4472
52 49          -> PAKID_CORE_DEVICE_IOREQUEST    = 0x4952
02 00 00 00    -> DeviceId                       = 0x00000002
00 00 00 00    -> FileId                           = 0x00000000
00 00 00 00    -> CompletionId                     = 0x00000000
04 00 00 00    -> MajorFunction (IRP_MJ_WRITE)     = 0x00000004
00 00 00 00    -> MinorFunction                     = 0x00000000
00 00 01 00    -> Length                           = 0x00010000
00 00 00 00 00 00 00 00 -> Offset (8 bytes)
00 00 ....    -> Padding (20 bytes)

```

(skipped)

4.1.10 Client Printer Create Response (DR_PRN_CREATE_RSP)

The client responds to the create request from the server.

```

Channel Name = RDPDR, 20, Client to server
00000000 72 44 43 49 02 00 00 00 00 00 00 00 00 00 00
00000010 00 00 00 00

```

```

72 44          -> RDPDR_CTYP_CORE           = 0x4472
43 49          -> PAKID_CORE_DEVICE_IOCOMPLETION = 0x4943
02 00 00 00    -> DeviceId                       = 0x00000002
00 00 00 00    -> CompletionId                     = 0x00000000
00 00 00 00    -> IoStatus                         = 0x00000000
00 00 00 00    -> FileId                           = 0x00000000

```

4.1.11 Client Printer Close Response (DR_PRN_CLOSE_RSP)

The client responds to the close request.

```
Channel Name = RDPDR, 20, Client to server
00000000 72 44 43 02 00 00 00 00 00 00 00 00 00 00
00000010 00 00 00 00

72 44          -> RDPDR_CTYP_CORE           = 0x4472
43 49          -> PAKID_CORE_DEVICE_IOCCompletion = 0x4943
02 00 00 00    -> DeviceId                       = 0x00000002
00 00 00 00    -> CompletionId                    = 0x00000000
00 00 00 00    -> IoStatus                          = 0x00000000
00 00 00 00    -> Padding                           = 0x00000000
```

4.1.12 Client Printer Write Response (DR_PRN_WRITE_RSP)

The client responds to the write request.

```
Channel Name = RDPDR, 21, Client to server
00000000 72 44 43 49 02 00 00 00 00 00 00 00 00 00
00000010 00 00 01 00 00

72 44          -> RDPDR_CTYP_CORE           = 0x4472
43 49          -> PAKID_CORE_DEVICE_IOCCompletion = 0x4943
02 00 00 00    -> DeviceId                       = 0x00000002
00 00 00 00    -> CompletionId                    = 0x00000000
00 00 00 00    -> IoStatus                          = 0x00000000
00 00 01 00    -> Length                           = 0x00010000
```

5 Security

5.1 Security Considerations for Implementers

There are no security considerations for Print Virtual Channel Extension.

5.2 Index of Security Parameters

There are no security parameters in the Remote Desktop Protocol: Print Virtual Channel Extension.

6 Appendix A: Product Behavior

The information in this specification is applicable to the following Microsoft products or supplemental software. References to product versions include released service packs:

- Windows 2000 operating system
- Windows XP operating system
- Windows Server 2003 operating system
- Windows Vista operating system
- Windows Server 2008 operating system
- Windows 7 operating system
- Windows Server 2008 R2 operating system
- Windows 8 operating system
- Windows Server 2012 operating system
- Windows 8.1 operating system
- Windows Server 2012 R2 operating system

Exceptions, if any, are noted below. If a service pack or Quick Fix Engineering (QFE) number appears with the product version, behavior changed in that service pack or QFE. The new behavior also applies to subsequent service packs of the product unless otherwise specified. If a product edition appears with the product version, behavior is different in that product edition.

Unless otherwise specified, any statement of optional behavior in this specification that is prescribed using the terms SHOULD or SHOULD NOT implies product behavior in accordance with the SHOULD or SHOULD NOT prescription. Unless otherwise specified, the term MAY implies that the product does not follow the prescription.

[<1> Section 2.2.2.1](#): Windows Server looks at the driver name specified by the client and performs an exact string comparison to find the matching printer driver on the server. The matching printer driver might not be available on the server for various reasons. If the matching printer driver is not available, the server cannot reliably load an appropriate printer driver, and it fails to redirect the printer. This is an early design limitation, which was fixed for Windows Server 2008.

For printer redirection in Windows Server 2008, Windows Server 2008 R2, Windows 7, Windows 8, Windows Server 2012, Windows 8.1, and Windows Server 2012 R2, XPS-based drivers are recommended. When a client supports the XPS format (that is, the RDPDR_PRINTER_ANNOUNCE_FLAG_XPSFORMAT flag is set in the [Client Device List Announce Request \(section 2.2.2.1\)](#) message), Windows implementations use the Terminal Server-specific XPS-capable printer driver and ignore the **DriverName** field.

[<2> Section 3.1.1.2](#): XPS Mode is supported only for Windows Server 2008, Windows 7, Windows 8, Windows Server 2012, Windows 8.1, and Windows Server 2012 R2.

[<3> Section 3.3.5.1.2](#): Windows has the option of using XPS format or not, based on group policy that instructs the implementation to use the XPS format or a matching printer driver.

7 Change Tracking

No table of changes is available. The document is either new or has had no changes since its last release.

8 Index

A

Abstract data model

- client ([section 3.1.1](#) 23, [section 3.2.1](#) 24)
- server ([section 3.1.1](#) 23, [section 3.3.1](#) 27)

[Add printer cachedata \(DR_PRN_ADD_CACHEDATA\)](#) 31

[Annotations - printer redirection](#) 30

[Applicability](#) 9

C

[Cached printer config data](#) 23

[Capability negotiation](#) 10

[Change tracking](#) 38

Client

- abstract data model ([section 3.1.1](#) 23, [section 3.2.1](#) 24)
- higher-layer triggered events ([section 3.1.4](#) 23, [section 3.2.4](#) 24)
- initialization ([section 3.1.3](#) 23, [section 3.2.3](#) 24)
- local events ([section 3.1.7](#) 24, [section 3.2.7](#) 27)
- message processing ([section 3.1.5](#) 24, [section 3.2.5](#) 24)
- [printer redirection messages](#) 24
- sequencing rules ([section 3.1.5](#) 24, [section 3.2.5](#) 24)
- timer events ([section 3.1.6](#) 24, [section 3.2.6](#) 27)
- timers ([section 3.1.2](#) 23, [section 3.2.2](#) 24)

Client printer

- [close response \(DR_PRN_CLOSE_RSP\)](#) 35
- [device \(DR_PRN_DEVICE_ANNOUNCE\)](#) 30
- [write response \(DR_PRN_WRITE_RSP\)](#) 35

[Client printer create response \(DR_PRN_CREATE_RSP\)](#) 34

[Common data types](#) 11

D

Data model - abstract

- client ([section 3.1.1](#) 23, [section 3.2.1](#) 24)
- server ([section 3.1.1](#) 23, [section 3.3.1](#) 27)

[Data types](#) 11

[Delete printer cachedata \(DR_PRN_DELETE_CACHEDATA\)](#) 32

[DR_PRN_ADD_CACHEDATA](#) 31

[DR_PRN_ADD_CACHEDATA packet](#) 14

[DR_PRN_CLOSE_REQ](#) 33

[DR_PRN_CLOSE_REQ packet](#) 19

[DR_PRN_CLOSE_RSP](#) 35

[DR_PRN_CLOSE_RSP packet](#) 21

[DR_PRN_CREATE_REQ](#) 33

[DR_PRN_CREATE_REQ packet](#) 18

[DR_PRN_CREATE_RSP](#) 34

[DR_PRN_CREATE_RSP packet](#) 20

[DR_PRN_DELETE_CACHEDATA](#) 32

[DR_PRN_DELETE_CACHEDATA packet](#) 17

[DR_PRN_DEVICE_ANNOUNCE](#) 30

[DR_PRN_DEVICE_ANNOUNCE packet](#) 12

[DR_PRN_RENAME_CACHEDATA](#) 32

[DR_PRN_RENAME_CACHEDATA packet](#) 17

[DR_PRN_UPDATE_CACHEDATA](#) 32

[DR_PRN_UPDATE_CACHEDATA packet](#) 16

[DR_PRN_USING_XPS](#) 31

[DR_PRN_USING_XPS packet](#) 14

[DR_PRN_WRITE_REQ](#) 34

[DR_PRN_WRITE_REQ packet](#) 20

[DR_PRN_WRITE_RSP](#) 35

[DR_PRN_WRITE_RSP packet](#) 21

E

[Examples](#) 30

F

[Fields - vendor-extensible](#) 10

G

[Glossary](#) 7

H

Higher-layer triggered events

- client ([section 3.1.4](#) 23, [section 3.2.4](#) 24)
- server ([section 3.1.4](#) 23, [section 3.3.4](#) 27)

I

[Implementer - security considerations](#) 36

[Index of security parameters](#) 36

[Informative references](#) 8

Initialization

- client ([section 3.1.3](#) 23, [section 3.2.3](#) 24)
- server ([section 3.1.3](#) 23, [section 3.3.3](#) 27)

[Introduction](#) 7

L

Local events

- client ([section 3.1.7](#) 24, [section 3.2.7](#) 27)
- server ([section 3.1.7](#) 24, [section 3.3.7](#) 29)

M

Message processing

- client ([section 3.1.5](#) 24, [section 3.2.5](#) 24)
- server ([section 3.1.5](#) 24, [section 3.3.5](#) 28)

Messages

- [data types](#) 11
- [overview](#) 11
- [printer redirection messages](#) 12
- [syntax](#) 11
- [transport](#) 11

N

[Normative references](#) 8

O

[Overview \(synopsis\)](#) 9

P

[Parameters - security index](#) 36

[Preconditions](#) 9

[Prerequisites](#) 9

[Print Virtual Channel Extension](#) 9

[Printer redirection- annotations](#) 30

[Printer redirection messages](#) 12

[Printer redirection messages - client](#) 24

[Printer redirection messages - server](#) 28

Processing message

[add printer cachedata](#) 25

[client device list announce request](#) 28

[close request](#) 25

[create request](#) 25

[delete printer cachedata](#) 25

[printer close response](#) 29

[printer create response](#) 29

[printer set XPS mode](#) 25

[printer write response](#) 29

[rename printer cachedata](#) 25

[update printer cachedata](#) 25

[write request](#) 25

[Product behavior](#) 37

R

[RDPEFS - subprotocol within](#) 9

References

[informative](#) 8

[normative](#) 8

[Relationship to other protocols](#) 9

[Rename printer cachedata](#)

[\(DR_PRN_RENAME_CACHEDATA\)](#) 32

S

Security

[implementer considerations](#) 36

[parameter index](#) 36

Sending message

[add printer cachedata](#) 28

[add printer create request](#) 28

[client device list announce request](#) 24

[delete printer cachedata](#) 28

[printer close request](#) 28

[printer close response](#) 26

[printer create response](#) 26

[printer set XPS mode](#) 28

[printer write response](#) 26

[rename printer cachedata](#) 28

[sending printer write request](#) 29

[update printer cachedata](#) 28

Sequencing rules

client ([section 3.1.5](#) 24, [section 3.2.5](#) 24)

server ([section 3.1.5](#) 24, [section 3.3.5](#) 28)

Server

abstract data model ([section 3.1.1](#) 23, [section 3.3.1](#) 27)

higher-layer triggered events ([section 3.1.4](#) 23, [section 3.3.4](#) 27)

initialization ([section 3.1.3](#) 23, [section 3.3.3](#) 27)

local events ([section 3.1.7](#) 24, [section 3.3.7](#) 29)

message processing ([section 3.1.5](#) 24, [section 3.3.5](#) 28)

[printer redirection messages](#) 28

sequencing rules ([section 3.1.5](#) 24, [section 3.3.5](#) 28)

timer events ([section 3.1.6](#) 24, [section 3.3.6](#) 29)

timers ([section 3.1.2](#) 23, [section 3.3.2](#) 27)

Server printer

[close request \(DR_PRN_CLOSE_REQ\)](#) 33

[create Request \(DR_PRN_CREATE_REQ\)](#) 33

[set XPS Mode \(DR_PRN_USING_XPS\)](#) 31

[Server printer write request \(DR_PRN_WRITE_REQ\)](#) 34

[SERVER_PRINTER_CACHE_EVENT packet](#) 11

[Standards assignments](#) 10

[Syntax](#) 11

T

Timer events

client ([section 3.1.6](#) 24, [section 3.2.6](#) 27)

server ([section 3.1.6](#) 24, [section 3.3.6](#) 29)

Timers

client ([section 3.1.2](#) 23, [section 3.2.2](#) 24)

server ([section 3.1.2](#) 23, [section 3.3.2](#) 27)

[Tracking changes](#) 38

[Transport](#) 11

Triggered events - higher-layer

client ([section 3.1.4](#) 23, [section 3.2.4](#) 24)

server ([section 3.1.4](#) 23, [section 3.3.4](#) 27)

U

[Update printer cachedata](#)

[\(DR_PRN_UPDATE_CACHEDATA\)](#) 32

V

[Vendor-extensible fields](#) 10

[Versioning](#) 10

X

[XPS mode](#) 23