

# [MS-OAUT-Diff]:

## OLE Automation Protocol

---

### Intellectual Property Rights Notice for Open Specifications Documentation

- **Technical Documentation.** Microsoft publishes Open Specifications documentation (~~“this documentation”~~) for protocols, file formats, data portability, computer languages, and standards as well as overviews of the interaction among each of these technologiessupport. Additionally, overview documents cover inter-protocol relationships and interactions.
- **Copyrights.** This documentation is covered by Microsoft copyrights. Regardless of any other terms that are contained in the terms of use for the Microsoft website that hosts this documentation, you maycan make copies of it in order to develop implementations of the technologies that are described in ~~the Open Specifications~~this documentation and maycan distribute portions of it in your implementations usingthat use these technologies or in your documentation as necessary to properly document the implementation. You maycan also distribute in your implementation, with or without modification, any ~~schema, IDL's~~schemas, IDLs, or code samples that are included in the documentation. This permission also applies to any documents that are referenced in the Open Specifications-documentation.
- **No Trade Secrets.** Microsoft does not claim any trade secret rights in this documentation.
- **Patents.** Microsoft has patents that maymight cover your implementations of the technologies described in the Open Specifications-documentation. Neither this notice nor Microsoft's delivery of ~~the~~this documentation grants any licenses under those patents or any other Microsoft patents. However, a given Open ~~Specification may~~Specifications document might be covered by the Microsoft Open Specifications Promise or the Microsoft Community Promise. If you would prefer a written license, or if the technologies described in ~~the Open Specifications~~this documentation are not covered by the Open Specifications Promise or Community Promise, as applicable, patent licenses are available by contacting [iplg@microsoft.com](mailto:iplg@microsoft.com).
- **Trademarks.** The names of companies and products contained in this documentation maymight be covered by trademarks or similar intellectual property rights. This notice does not grant any licenses under those rights. For a list of Microsoft trademarks, visit [www.microsoft.com/trademarks](http://www.microsoft.com/trademarks).
- **Fictitious Names.** The example companies, organizations, products, domain names, ~~e-mail~~email addresses, logos, people, places, and events that are depicted in this documentation are fictitious. No association with any real company, organization, product, domain name, email address, logo, person, place, or event is intended or should be inferred.

**Reservation of Rights.** All other rights are reserved, and this notice does not grant any rights other than as specifically described above, whether by implication, estoppel, or otherwise.

**Tools.** The Open Specifications ~~documentation~~ does not require the use of Microsoft programming tools or programming environments in order for you to develop an implementation. If you have access to Microsoft programming tools and environments, you are free to take advantage of them. Certain Open Specifications documents are intended for use in conjunction with publicly available ~~standard~~standards specifications and network programming art, and ~~assumes, as such, assume~~ that the reader either is familiar with the aforementioned material or has immediate access to it.

## Revision Summary

Date	Revision History	Revision Class	Comments
12/18/2006	0.1	<u>New</u>	Version 0.1 release
3/2/2007	1.0	<u>Major</u>	Version 1.0 release
4/3/2007	1.1	<u>Minor</u>	Version 1.1 release
5/11/2007	1.2	<u>Minor</u>	Version 1.2 release
6/1/2007	1.2.1	Editorial	Changed language and formatting in the technical content.
7/20/2007	2.0	Major	Updated and revised the technical content.
8/10/2007	2.0.1	Editorial	Changed language and formatting in the technical content.
9/28/2007	2.1	Minor	Clarified the meaning of the technical content.
10/23/2007	3.0	Major	Updated and revised the technical content.
11/30/2007	4.0	Major	Updated and revised the technical content.
1/25/2008	5.0	Major	Updated and revised the technical content.
3/14/2008	6.0	Major	Updated and revised the technical content.
5/16/2008	7.0	Major	Updated and revised the technical content.
6/20/2008	8.0	Major	Updated and revised the technical content.
7/25/2008	8.1	Minor	Clarified the meaning of the technical content.
8/29/2008	8.1.1	Editorial	Changed language and formatting in the technical content.
10/24/2008	8.2	Minor	Clarified the meaning of the technical content.
12/5/2008	8.3	Minor	Added Windows 7 Applicability.
1/16/2009	8.3.1	Editorial	Changed language and formatting in the technical content.
2/27/2009	8.4	Minor	Clarified the meaning of the technical content.
4/10/2009	8.4.1	Editorial	Changed language and formatting in the technical content.
5/22/2009	8.4.2	Editorial	Changed language and formatting in the technical content.
7/2/2009	9.0	Major	Updated and revised the technical content.
8/14/2009	9.0.1	Editorial	Changed language and formatting in the technical content.
9/25/2009	9.1	Minor	Clarified the meaning of the technical content.
11/6/2009	10.0	Major	Updated and revised the technical content.
12/18/2009	11.0	Major	Updated and revised the technical content.
1/29/2010	11.0.1	Editorial	Changed language and formatting in the technical content.
3/12/2010	12.0	Major	Updated and revised the technical content.
4/23/2010	12.0.1	Editorial	Changed language and formatting in the technical content.

Date	Revision History	Revision Class	Comments
6/4/2010	12.0.2	Editorial	Changed language and formatting in the technical content.
7/16/2010	12.0.2	None	No changes to the meaning, language, or formatting of the technical content.
8/27/2010	12.0.2	None	No changes to the meaning, language, or formatting of the technical content.
10/8/2010	12.0.2	None	No changes to the meaning, language, or formatting of the technical content.
11/19/2010	12.0.2	None	No changes to the meaning, language, or formatting of the technical content.
1/7/2011	13.0	Major	Updated and revised the technical content.
2/11/2011	13.0	None	No changes to the meaning, language, or formatting of the technical content.
3/25/2011	13.0	None	No changes to the meaning, language, or formatting of the technical content.
5/6/2011	13.0	None	No changes to the meaning, language, or formatting of the technical content.
6/17/2011	13.1	Minor	Clarified the meaning of the technical content.
9/23/2011	13.1	None	No changes to the meaning, language, or formatting of the technical content.
12/16/2011	14.0	Major	Updated and revised the technical content.
3/30/2012	14.0	None	No changes to the meaning, language, or formatting of the technical content.
7/12/2012	14.0	None	No changes to the meaning, language, or formatting of the technical content.
10/25/2012	14.0	None	No changes to the meaning, language, or formatting of the technical content.
1/31/2013	14.0	None	No changes to the meaning, language, or formatting of the technical content.
8/8/2013	15.0	Major	Updated and revised the technical content.
11/14/2013	15.0	None	No changes to the meaning, language, or formatting of the technical content.
2/13/2014	15.0	None	No changes to the meaning, language, or formatting of the technical content.
5/15/2014	15.0	None	No changes to the meaning, language, or formatting of the technical content.
6/30/2015	16.0	Major	Significantly changed the technical content.
10/16/2015	16.0	<del>No Change</del> None	No changes to the meaning, language, or formatting of the technical content.

# Table of Contents

<b>1</b>	<b>Introduction .....</b>	<b>10</b>
1.1	Glossary .....	10
1.2	References .....	13
1.2.1	Normative References .....	13
1.2.2	Informative References .....	13
1.3	Overview .....	14
1.4	Relationship to Other Protocols .....	17
1.5	Prerequisites/Preconditions .....	17
1.6	Applicability Statement .....	17
1.7	Versioning and Capability Negotiation .....	17
1.8	Vendor-Extensible Fields .....	17
1.9	Standards Assignments.....	17
<b>2</b>	<b>Messages.....</b>	<b>19</b>
2.1	Transport .....	19
2.2	Common Data Types .....	19
2.2.1	BYTE .....	19
2.2.2	IID .....	19
2.2.3	LPOLESTR.....	19
2.2.4	REFIID .....	20
2.2.5	REFGUID .....	20
2.2.6	PSAFEARRAY, LPSAFEARRAY .....	20
2.2.7	VARIANT Type Constants.....	20
2.2.8	SAFEARRAY Feature Constants .....	25
2.2.9	ADVFEATUREFLAGS Advanced Feature Flags .....	27
2.2.10	CALLCONV Calling Convention Constants .....	28
2.2.11	FUNCFLAGS Function Feature Constants .....	28
2.2.12	FUNCKIND Function Access Constants .....	29
2.2.13	IMPLTYPEFLAGS Feature Constants.....	29
2.2.14	INVOKEKIND Function Invocation Constants .....	30
2.2.15	PARAMFLAGS Parameter Feature Constants .....	31
2.2.16	TYPEFLAGS Type Feature Constants.....	31
2.2.17	TYPEKIND Type Kind Constants .....	32
2.2.18	VARFLAGS Variable Feature Constants .....	33
2.2.19	VARKIND Variable Kind Constants.....	34
2.2.20	LIBFLAGS Type Library Feature Constants .....	35
2.2.21	SYSKIND System Pointer Size Constants .....	35
2.2.22	DESCKIND Name Description Constants .....	35
2.2.23	BSTR.....	36
2.2.23.1	FLAGGED_WORD_BLOB .....	36
2.2.23.2	BSTR Type Definition.....	37
2.2.23.3	Mapping Between Presented and Transmitted BSTRs .....	37
2.2.24	CURRENCY.....	37
2.2.25	DATE .....	37
2.2.26	DECIMAL .....	38
2.2.27	VARIANT_BOOL.....	38
2.2.28	User-Defined Data Types and BRECORD .....	39
2.2.28.1	User-Defined Data Types .....	39
2.2.28.2	BRECORD.....	39
2.2.28.2.1	_wireBRECORD .....	39
2.2.28.2.2	BRECORD .....	40
2.2.29	VARIANT .....	40
2.2.29.1	_wireVARIANT .....	40
2.2.29.2	VARIANT.....	42
2.2.30	SAFEARRAY .....	42

2.2.30.1	SAFEARRAYBOUND .....	42
2.2.30.2	SAFEARR_BSTR .....	43
2.2.30.3	SAFEARR_UNKNOWN .....	43
2.2.30.4	SAFEARR_DISPATCH .....	43
2.2.30.5	SAFEARR_VARIANT .....	44
2.2.30.6	SAFEARR_BRECORD .....	44
2.2.30.7	SAFEARR_HAVEIID .....	44
2.2.30.8	Scalar-Sized Arrays .....	45
2.2.30.8.1	BYTE_SIZEDARR .....	45
2.2.30.8.2	WORD_SIZEDARR .....	45
2.2.30.8.3	DWORD_SIZEDARR .....	45
2.2.30.8.4	HYPER_SIZEDARR .....	46
2.2.30.9	SAFEARRAYUNION .....	46
2.2.30.10	SAFEARRAY .....	46
2.2.31	RecordInfoData .....	48
2.2.32	DISPID .....	49
2.2.32.1	Reserved DISPIDs .....	49
2.2.33	DISPPARAMS .....	50
2.2.34	EXCEPINFO .....	50
2.2.35	MEMBERID .....	51
2.2.35.1	Reserved MEMBERIDs .....	51
2.2.36	HREFTYPE .....	51
2.2.37	TYPEDESC .....	52
2.2.38	ARRAYDESC .....	52
2.2.39	PARAMDESCEX .....	53
2.2.40	PARAMDESC .....	53
2.2.41	ELEMDESC .....	53
2.2.42	FUNCDESC .....	53
2.2.43	VARDESC .....	54
2.2.44	TYPEATTR .....	55
2.2.45	TLIBATTR .....	57
2.2.46	CUSTDATAITEM .....	58
2.2.47	CUSTDATA .....	58
2.2.48	SCODE .....	59
2.2.49	IDL Syntax Extensions .....	59
2.2.49.1	COM Server Categories .....	62
2.2.49.1.1	Aggregatable Servers .....	62
2.2.49.1.2	Connectable Servers .....	62
2.2.49.1.3	Bindable Servers .....	62
2.2.49.2	IDL Automation Scope .....	63
2.2.49.3	Automation-Compatible Types .....	65
2.2.49.4	Automation Interfaces .....	67
2.2.49.4.1	Automation-Compatible Interfaces .....	67
2.2.49.4.2	Dual Interfaces .....	67
2.2.49.4.3	Dispinterface Interfaces .....	68
2.2.49.5	Automation Members .....	68
2.2.49.5.1	Interfaces Automation Members .....	68
2.2.49.5.2	Bindable Properties .....	69
2.2.49.5.3	Dispinterfaces Automation Members .....	70
2.2.49.6	Automation Parameters .....	70
2.2.49.7	AIDL Interfaces and ODL Dispinterfaces .....	71
2.2.49.7.1	Property Equivalence .....	72
2.2.49.7.2	Method Equivalence .....	72
2.2.49.8	Coclass Specifications .....	72
2.2.49.9	Module Specifications .....	74
2.2.49.10	Referencing External Types .....	74
2.2.50	String Handling .....	75
2.2.50.1	String Equivalence .....	75

2.2.50.2	Globalization .....	75
2.2.51	Automation Hash Values.....	75
2.2.51.1	ComputeHash Method.....	76
2.2.51.2	ComputeHashDBCS Method.....	77
2.2.51.3	MapDBChar Method.....	79
2.2.51.4	Locale Names .....	80
2.2.51.5	Primary Lookup Tables .....	80
2.2.51.6	DBCS Substitution Tables.....	84
<b>3</b>	<b>Protocol Details .....</b>	<b>87</b>
3.1	Automation Server Details.....	87
3.1.1	Abstract Data Model.....	87
3.1.2	Timers .....	87
3.1.3	Initialization.....	87
3.1.4	Message Processing Events and Sequencing Rules .....	88
3.1.4.1	IDispatch::GetTypeInfoCount (Opnum 3) .....	88
3.1.4.2	IDispatch::GetTypeInfo (Opnum 4) .....	88
3.1.4.3	IDispatch::GetIDsOfNames (Opnum 5).....	89
3.1.4.4	IDispatch::Invoke (Opnum 6).....	90
3.1.4.4.1	Invoke Consistency Checks.....	92
3.1.4.4.2	Invoke Argument-Parameter Mapping .....	93
3.1.4.4.3	Handling Default Value and Optional Arguments .....	93
3.1.4.4.4	Argument Coercion .....	93
3.1.5	Timer Events.....	93
3.1.6	Other Local Events.....	94
3.2	Automation Client Details .....	94
3.2.1	Abstract Data Model.....	94
3.2.2	Timers .....	94
3.2.3	Initialization.....	94
3.2.4	Message Processing and Sequencing Rules .....	94
3.2.5	Timer Events.....	95
3.2.6	Other Local Events.....	95
3.3	IEnumVARIANT Server Details .....	95
3.3.1	Abstract Data Model.....	95
3.3.2	Timers .....	95
3.3.3	Initialization.....	95
3.3.4	Message Processing and Sequencing Rules .....	95
3.3.4.1	IEnumVARIANT::Next (Opnum 3) .....	96
3.3.4.2	IEnumVARIANT::Skip (Opnum 4).....	97
3.3.4.3	IEnumVARIANT::Reset (Opnum 5).....	97
3.3.4.4	IEnumVARIANT::Clone (Opnum 6).....	97
3.3.5	Timer Events.....	98
3.3.6	Other Local Events.....	98
3.4	IEnumVARIANT Client Details .....	98
3.4.1	Abstract Data Model.....	98
3.4.2	Timers .....	98
3.4.3	Initialization.....	98
3.4.4	Message Processing and Sequencing Rules .....	98
3.4.5	Timer Events.....	99
3.4.6	Other Local Events.....	99
3.5	ITypeComp Server Details.....	99
3.5.1	Abstract Data Model.....	99
3.5.2	Timers .....	99
3.5.3	Initialization.....	99
3.5.4	Message Processing Events and Sequencing Rules .....	99
3.5.4.1	ITypeComp::Bind (Opnum 3) .....	100
3.5.4.1.1	Binding Context .....	101
3.5.4.1.1.1	Automation Type Library Binding Context .....	101

3.5.4.1.1.2	Automation Type Description Binding Context .....	102
3.5.4.1.2	Types Returned with Bound Elements .....	102
3.5.4.1.2.1	Types Returned with ITypeLib Members.....	102
3.5.4.1.2.2	Types Returned with ITypeInfo Members .....	103
3.5.4.2	ITypeComp::BindType (Opnum 4).....	103
3.5.5	Timer Events.....	104
3.5.6	Other Local Events.....	104
3.6	ITypeComp Client Details .....	104
3.6.1	Abstract Data Model.....	104
3.6.2	Timers .....	104
3.6.3	Initialization.....	104
3.6.4	Message Processing Events and Sequencing Rules .....	104
3.6.5	Timer Events.....	104
3.6.6	Other Local Events.....	104
3.7	ITypeInfo Server Details .....	104
3.7.1	Abstract Data Model.....	104
3.7.1.1	Common Automation Type Description Elements.....	105
3.7.1.2	TYPEKIND Dependent Automation Type Description Elements.....	106
3.7.2	Timers .....	107
3.7.3	Initialization.....	107
3.7.4	Message Processing Events and Sequencing Rules .....	107
3.7.4.1	ITypeInfo::GetTypeAttr (Opnum 3) .....	109
3.7.4.2	ITypeInfo::GetTypeComp (Opnum 4) .....	109
3.7.4.3	ITypeInfo::GetFuncDesc (Opnum 5).....	109
3.7.4.4	ITypeInfo::GetVarDesc (Opnum 6).....	110
3.7.4.5	ITypeInfo::GetNames (Opnum 7) .....	111
3.7.4.6	ITypeInfo::GetRefTypeOfImplType (Opnum 8) .....	112
3.7.4.7	ITypeInfo::GetImplTypeFlags (Opnum 9).....	113
3.7.4.8	ITypeInfo::GetDocumentation (Opnum 12) .....	113
3.7.4.9	ITypeInfo::GetDllEntry (Opnum 13) .....	114
3.7.4.10	ITypeInfo::GetRefTypeInfo (Opnum 14) .....	116
3.7.4.11	ITypeInfo::CreateInstance (Opnum 16) .....	116
3.7.4.12	ITypeInfo::GetMops (Opnum 17) .....	117
3.7.4.13	ITypeInfo::GetContainingTypeLib (Opnum 18).....	117
3.7.5	Timer Events.....	117
3.7.6	Other Local Events.....	118
3.8	ITypeInfo Client Details .....	118
3.8.1	Abstract Data Model.....	118
3.8.2	Timers .....	118
3.8.3	Initialization.....	118
3.8.4	Message Processing Events and Sequencing Rules .....	118
3.8.5	Timer Events.....	118
3.8.6	Other Local Events.....	118
3.9	ITypeInfo2 Server Details .....	119
3.9.1	Abstract Data Model.....	119
3.9.2	Timers .....	119
3.9.3	Initialization.....	119
3.9.4	Message Processing Events and Sequencing Rules .....	119
3.9.4.1	ITypeInfo2::GetTypeKind (Opnum 22).....	121
3.9.4.2	ITypeInfo2::GetTypeFlags (Opnum 23) .....	121
3.9.4.3	ITypeInfo2::GetFuncIndexOfMemId (Opnum 24) .....	121
3.9.4.4	ITypeInfo2::GetVarIndexOfMemId (Opnum 25) .....	122
3.9.4.5	ITypeInfo2::GetCustData (Opnum 26).....	123
3.9.4.6	ITypeInfo2::GetFuncCustData (Opnum 27) .....	123
3.9.4.7	ITypeInfo2::GetParamCustData (Opnum 28).....	124
3.9.4.8	ITypeInfo2::GetVarCustData (Opnum 29) .....	124
3.9.4.9	ITypeInfo2::GetImplTypeCustData (Opnum 30).....	125
3.9.4.10	ITypeInfo2::GetDocumentation2 (Opnum 31) .....	126

3.9.4.11	ITypeInfo2::GetAllCustData (Opnum 32)	127
3.9.4.12	ITypeInfo2::GetAllFuncCustData (Opnum 33)	127
3.9.4.13	ITypeInfo2::GetAllParamCustData (Opnum 34)	128
3.9.4.14	ITypeInfo2::GetAllVarCustData (Opnum 35)	128
3.9.4.15	ITypeInfo2::GetAllImplTypeCustData (Opnum 36)	129
3.9.5	Timer Events	130
3.9.6	Other Local Events	130
3.10	ITypeInfo2 Client Details	130
3.10.1	Abstract Data Model	130
3.10.2	Timers	130
3.10.3	Initialization	130
3.10.4	Message Processing Events and Sequencing Rules	130
3.10.5	Timer Events	130
3.10.6	Other Local Events	130
3.11	ITypeLib Server Details	130
3.11.1	Abstract Data Model	131
3.11.2	Timers	132
3.11.3	Initialization	132
3.11.4	Message Processing Events and Sequencing Rules	132
3.11.4.1	ITypeLib::GetTypeInfoCount (Opnum 3)	133
3.11.4.2	ITypeLib::GetTypeInfo (Opnum 4)	133
3.11.4.3	ITypeLib::GetTypeInfoType (Opnum 5)	134
3.11.4.4	ITypeLib::GetTypeInfoOfGuid (Opnum 6)	135
3.11.4.5	ITypeLib::GetLibAttr (Opnum 7)	135
3.11.4.6	ITypeLib::GetTypeComp (Opnum 8)	136
3.11.4.7	ITypeLib::GetDocumentation (Opnum 9)	136
3.11.4.8	ITypeLib::IsName (Opnum 10)	137
3.11.4.9	ITypeLib::FindName (Opnum 11)	138
3.11.5	Timer Events	139
3.11.6	Other Local Events	139
3.12	ITypeLib Client Details	139
3.12.1	Abstract Data Model	139
3.12.2	Timers	139
3.12.3	Initialization	139
3.12.4	Message Processing Events and Sequencing Rules	139
3.12.5	Timer Events	139
3.12.6	Other Local Events	140
3.13	ITypeLib2 Server Details	140
3.13.1	Abstract Data Model	140
3.13.2	Timers	140
3.13.3	Initialization	140
3.13.4	Message Processing Events and Sequencing Rules	140
3.13.4.1	ITypeLib2::GetCustData (Opnum 13)	141
3.13.4.2	ITypeLib2::GetLibStatistics (Opnum 14)	141
3.13.4.3	ITypeLib2::GetDocumentation2 (Opnum 15)	142
3.13.4.4	ITypeLib2::GetAllCustData (Opnum 16)	142
3.13.5	Timer Events	143
3.13.6	Other Local Events	143
3.14	ITypeLib2 Client Details	143
3.14.1	Abstract Data Model	143
3.14.2	Timers	143
3.14.3	Initialization	143
3.14.4	Message Processing Events and Sequencing Rules	143
3.14.5	Timer Events	143
3.14.6	Other Local Events	143
<b>4</b>	<b>Protocol Examples</b>	<b>144</b>
4.1	AIDL-ODL Property Equivalence	144



4.2	AIDL-ODL Method Equivalence.....	144
4.3	Invoke Argument Parameter Mapping.....	144
4.4	Getting the Value of a Property.....	145
4.5	Setting the Value of a Property.....	146
4.6	Calling a Method with Byref and Optional Arguments.....	147
4.7	IEnumVARIANT Example.....	148
4.7.1	IEnumVARIANT Next() Example.....	149
4.7.2	IEnumVARIANT Skip() Example.....	150
4.7.3	IEnumVARIANT Reset() Example.....	151
4.7.4	IEnumVARIANT Clone() Example.....	151
4.8	Reading Type Information.....	152
4.8.1	Getting ITypeLib Implementations from Automation Server.....	152
4.8.2	Enumerating on All Types in a Type Library.....	153
4.8.3	Enumerating on All Enumerations in a Type Library.....	153
4.8.4	Enumerating All Nonsource Interfaces in a Coclass.....	153
4.8.5	Enumerating All Methods in an Interface.....	154
4.8.6	Retrieving Type Information.....	155
4.8.7	Binding to a Member of a Default Nonsource Interface of an Appobject Coclass.....	156
4.8.8	Binding to a Member of a Partner Interface.....	156
<b>5</b>	<b>Security.....</b>	<b>158</b>
5.1	Security Considerations for Implementer.....	158
5.2	Index of Security Parameters.....	158
<b>6</b>	<b>Appendix A: Full IDL.....</b>	<b>159</b>
<b>7</b>	<b>Appendix B: Product Behavior.....</b>	<b>174</b>
<b>8</b>	<b>Appendix C: Full ABNF.....</b>	<b>179</b>
<b>9</b>	<b>Change Tracking.....</b>	<b>185</b>
<b>10</b>	<b>Index.....</b>	<b>186</b>

# 1 Introduction

The OLE Automation Protocol uses **Distributed Component Object Model (DCOM)** as its transport layer. It provides support for an additional set of types, a late-bound calling mechanism, and type description and discovery. The late-bound calling mechanism is based on dispatch identifiers and a dispatching table that maps the identifiers to specific operations. The dispatch identifiers and the dispatching table are specified by using **IDL** extensions specified in this document. Type description and discovery are based on a set of IDL extensions and a set of interfaces that are implemented by type library and type description servers.

Sections 1.5, 1.8, 1.9, 2, and 3 of this specification are normative ~~and can contain the terms MAY, SHOULD, MUST, MUST NOT, and SHOULD NOT as defined in [RFC2119]. Sections 1.5 and 1.9 are also normative but do not contain those terms.~~ All other sections and examples in this specification are informative.

## 1.1 Glossary

~~The~~This document uses the following terms ~~are specific to this document:~~

**aggregatable server:** A **COM server** that can be contained by another **COM server** and can allow its **interfaces** to be used as if they were defined by the containing **server**.

**automation client:** An application that can manipulate objects exposed by other applications, which are also called **automation servers**.

**automation interface:** An **interface** that supports the OLE Automation Protocol.

**Automation Interface Definition Language (AIDL) interface:** An **automation interface** that is not defined with the syntax of properties and methods.

**automation scope:** An **IDL** scope that provides a context for **automation types** that are defined or referenced.

**automation scope family:** A set of **automation scopes** that share the same **GUID**.

**automation scope generation:** A set of **automation scopes** that belong to the same automation family and share the same version.

**automation server:** An application that exposes its functionality through COM interfaces to other applications, which are also called **automation clients**.

**automation type browser:** A COM **client** that uses **automation type descriptions** to examine the functionality provided by an **automation type library** or an **automation server**.

**automation type description:** A **COM server** that describes and provides access to the members of a type that is defined or referenced in an **automation scope**.

**automation type library:** A **COM server** that provides descriptions of the automation-compatible types that are defined or referenced in an **automation scope**.

**automation types:** Types that support the OLE Automation Protocol.

**bindable server:** A **server** that is able to notify a **client** whenever the value of a specified **property** is changed.

**byref argument:** An argument to be modified by the invoked automation method. Such an argument is represented as a VARIANT with the VT\_BYREF flag set.

**class identifier (CLSID):** A **GUID** that identifies a software component; for instance, a DCOM object class (4) or a COM class.

**client:** An execution environment that holds object references and issues object RPC (ORPC) calls.

**coclass:** A component **object** (an association between a **class identifier (CLSID)** and a set of named implementations of IUnknown) that is defined using the **coclass** keyword.

**COM server:** A **server** that provides access to a component **object** (an association between a **CLSID** and a set of named implementations of IUnknown).

**connectable server:** A **server** that uses specified source **interfaces** to communicate with clients that implement those **interfaces**.

**DCOM interface:** An ORPC **interface**.

**dispatch ID (DISPID):** A 32-bit signed integer used in **automation interfaces** to identify methods, properties, and arguments.

**dispinterface:** An **automation interface** defined by using the **dispinterface** keyword or as part of a **dual interface**.

**Distributed Component Object Model (DCOM):** The Microsoft Component Object Model (COM) specification that defines how components communicate over networks, as specified in [MS-DCOM].

**dual interface:** An interface that can act either as a dispinterface or a Distributed Component Object Model (DCOM) interface.

**dynamic endpoint:** A network-specific server address that is requested and assigned at run time. For more information, see [C706].

**endpoint:** A network-specific address of a remote procedure call (RPC) server process for remote procedure calls. The actual name and type of the endpoint depends on the **RPC** protocol sequence that is being used. For example, for RPC over TCP (RPC Protocol Sequence ncacl\_ip\_tcp), an endpoint might be TCP port 1025. For RPC over Server Message Block (RPC Protocol Sequence ncacl\_np), an endpoint might be the name of a named pipe. For more information, see [C706].

**globally unique identifier (GUID):** A term used interchangeably with **universally unique identifier (UUID)** in Microsoft protocol technical documents (TDs). Interchanging the usage of these terms does not imply or require a specific algorithm or mechanism to generate the value. Specifically, the use of this term does not imply or require that the algorithms described in [RFC4122] or [C706] must be used for generating the **GUID**. See also **universally unique identifier (UUID)**.

**HRESULT:** An integer value that indicates the result or status of an operation. A particular HRESULT can have different meanings depending on the protocol using it. See [MS-ERREF] section 2.1 and specific protocol documents for further details.

**interface:** A specification in a Component Object Model (COM) server that describes how to access the methods of a class. For more information, see [MS-DCOM].

**Interface Definition Language (IDL):** The International Standards Organization (ISO) standard language for specifying the **interface** for remote procedure calls. For more information, see [C706] section 4.

**interface identifier (IID):** A **GUID** that identifies an **interface**.

**language code identifier (LCID):** A 32-bit number that identifies the user interface human language dialect or variation that is supported by an application or a client computer.

**Microsoft Interface Definition Language (MIDL):** The Microsoft implementation and extension of the OSF-DCE **Interface Definition Language (IDL)**. **MIDL** can also mean the **Interface Definition Language (IDL)** compiler provided by Microsoft. For more information, see [MS-RPCE].

**named argument:** An argument specified in a call both by its value and by its **DISPID**. **Named arguments** always follow positional arguments.

**Network Data Representation (NDR):** A specification that defines a mapping from **Interface Definition Language (IDL)** data types onto octet streams. **NDR** also refers to the runtime environment that implements the mapping facilities (for example, data provided to **NDR**). For more information, see [MS-RPCE] and [C706] section 14.

**object:** In COM, a software entity that implements the IUnknown interface and zero or more additional interfaces that may be obtained from each other using the IUnknown interface. A COM **object** can be exposed to remote clients via the DCOM protocol, in which case it is also a **DCOM object**.

**OBJREF:** The marshaled form of an object reference.

**ODL dispinterface:** An Object Description Language (ODL) **dispinterface** defined using the syntax of properties and methods.

**opnum:** An operation number or numeric identifier that is used to identify a specific **remote procedure call (RPC)** method or a method in an interface. For more information, see [C706] section 12.5.2.12 or [MS-RPCE].

**partner dispinterface:** An **automation type description** that exposes the members of a **dual interface** as a **dispinterface**.

**partner interface:** An **automation type description** that exposes the members of a **dual interface** as a **DCOM interface**.

**property:** A data field within a Common Information Model (CIM) class definition. This consists of a simple name, a type, and a value.

**reference dispinterface:** A **dispinterface** defined by referencing a **DCOM interface**.

**remote procedure call (RPC):** A context-dependent term commonly overloaded with three meanings. Note that much of the industry literature concerning RPC technologies uses this term interchangeably for any of the three meanings. Following are the three definitions: (\*) The runtime environment providing remote procedure call facilities. The preferred usage for this meaning is "RPC runtime". (\*) The pattern of request and response message exchange between two parties (typically, a client and a server). The preferred usage for this meaning is "RPC exchange". (\*) A single message from an exchange as defined in the previous definition. The preferred usage for this term is "RPC message". For more information about RPC, see [C706].

**server:** A computer on which the **remote procedure call (RPC)** server is executing.

**source interface:** An **interface** that is defined by a **connectable server**, and implemented by a **client** to enable the **server** to initiate communication with the **client**.

**universally unique identifier (UUID):** A 128-bit value. UUIDs can be used for multiple purposes, from tagging objects with an extremely short lifetime, to reliably identifying very persistent objects in cross-process communication such as client and server interfaces, manager entry-point vectors, and **RPC** objects. UUIDs are highly likely to be unique. UUIDs are also known as **globally unique identifiers (GUIDs)** and these terms are used interchangeably in the Microsoft protocol technical documents (TDs). Interchanging the usage of these terms does not imply or require a specific algorithm or mechanism to generate the UUID. Specifically, the

use of this term does not imply or require that the algorithms described in [RFC4122] or [C706] must be used for generating the UUID.

**user-defined type (UDT):** A group of related data items that is declared as one type of information in an **Interface Definition Language (IDL)** file.

**MAY, SHOULD, MUST, SHOULD NOT, MUST NOT:** These terms (in all caps) are used as defined in [RFC2119]. All statements of optional behavior use either MAY, SHOULD, or SHOULD NOT.

## 1.2 References

Links to a document in the Microsoft Open Specifications library point to the correct section in the most recently published version of the referenced document. However, because individual documents in the library are not updated at the same time, the section numbers in the documents may not match. You can confirm the correct section numbering by checking the Errata.

### 1.2.1 Normative References

We conduct frequent surveys of the normative references to assure their continued availability. If you have any issue with finding a normative reference, please contact dochelp@microsoft.com. We will assist you in finding the relevant information.

[C706] The Open Group, "DCE 1.1: Remote Procedure Call", C706, August 1997, <https://www2.opengroup.org/ogsys/catalog/c706>

[MS-DCOM] Microsoft Corporation, "Distributed Component Object Model (DCOM) Remote Protocol".

[MS-DTYP] Microsoft Corporation, "Windows Data Types".

[MS-ERREF] Microsoft Corporation, "Windows Error Codes".

[MS-OAUT] Microsoft Corporation, "OLE Automation Protocol".

[MS-RPCE] Microsoft Corporation, "Remote Procedure Call Protocol Extensions".

[MS-UCODEREF] Microsoft Corporation, "Windows Protocols Unicode Reference".

[RFC2119] Bradner, S., "Key words for use in RFCs to Indicate Requirement Levels", BCP 14, RFC 2119, March 1997, <http://www.rfc-editor.org/rfc/rfc2119.txt>

[RFC4234] Crocker, D., Ed., and Overell, P., "Augmented BNF for Syntax Specifications: ABNF", RFC 4234, October 2005, <http://www.rfc-editor.org/rfc/rfc4234.txt>

### 1.2.2 Informative References

[MSDN-CALLCONV] Microsoft Corporation, "C++ Calling Conventions", [http://msdn.microsoft.com/en-us/library/k2b2ssfz\(VS.80\).aspx](http://msdn.microsoft.com/en-us/library/k2b2ssfz(VS.80).aspx)

[MSDN-COM] Microsoft Corporation, "Component Object Model", <http://msdn.microsoft.com/en-us/library/aa286559.aspx>

[MSDN-ErrorHandling] Microsoft Corporation, "Win32 and Com Development Error Handling", <http://msdn.microsoft.com/en-us/library/ms679320.aspx>

[MSDN-SafeArrayAccessData] Microsoft Corporation, "SafeArrayAccessData Function", <http://msdn.microsoft.com/en-us/library/ms221620.aspx>

[MSDN-WinHelp] Microsoft Corporation, "WinHelp function", <http://msdn.microsoft.com/en-us/library/ms647953.aspx>

[MSDN] Microsoft Corporation, "MSDN Home Page", <http://msdn.microsoft.com/en-us/default.aspx>

[SCODE] Microsoft Corporation, "SCODE", <http://msdn.microsoft.com/en-us/library/ms527117.aspx>

### 1.3 Overview

The OLE Automation Protocol extends the use of DCOM by providing support for marshaling an additional set of types (known as **automation types**) and by providing support for exposing COM components to **automation clients** (such as scripting engines) through a late-bound calling alternative to the traditional COM calls. Additionally, the OLE Automation Protocol specifies how a type browser can discover and interpret type information provided by a type description **server**.

The automation client and server can be present on the same machine, or on different machines connected by a network. Automation takes advantage of functionality provided by the Microsoft Component Object Model (for more information, see [MSDN-COM]) and the Microsoft Distributed Component Object Model (as specified in [MS-DCOM]) for creating, activating, and managing the lifetime of the objects exposed by an **automation server**.

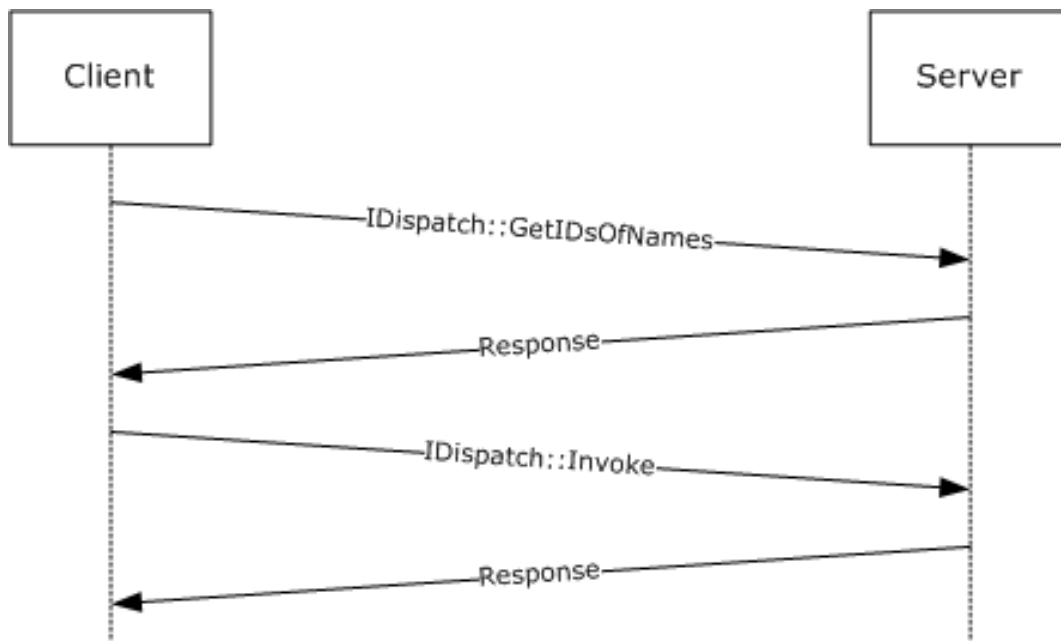
To support late-bound calling, the OLE Automation Protocol specifies the following:

- How a server defines a set of automation methods that can be dispatched, based on a **dispatch ID (DISPID)**.
- How the server provides a way to map a method name to the DISPID.
- How the server performs the late-bound call, based on the DISPID.

The automation methods are defined by using extensions to the IDL language specified in [C706] sections 6, 7, 8, 9, 10, 11, 12, 13, and 14. These extensions provide the definition of **automation interfaces** containing automation methods and properties. Each IDL definition of an automation method and **property** can have a unique (per **interface**) integer value associated with it. This value is defined as a DISPID and is statically discoverable (from the IDL specification of the method), and dynamically discoverable (through a call to `IDispatch::GetIDsOfNames` (section 3.1.4.3)). This value is then used by automation clients to invoke the automation method, or to set or retrieve an automation property (through a call to `IDispatch::Invoke`).

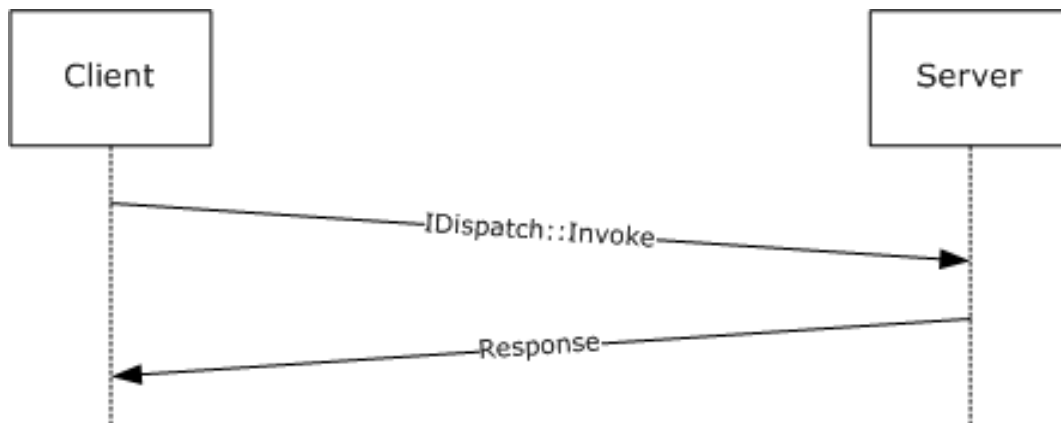
To support this late-bound calling mechanism, Automation defines a set of types, `VARIANT` (section 2.2.29) being the most important of them. A `VARIANT` can be thought of as a discriminated union of all automation-supported types. The OLE Automation Protocol imposes the following restriction on the automation interfaces: All types of method arguments and properties can be stored as `VARIANT` structures.

The following illustration shows a generic automation call sequence:



**Figure 1: Generic Automation call**

This automation call response can be optimized if the automation client knows the DISPIDs associated with an automation server's method at compile time, and forgoes the initial call to `GetIDsOfNames`:



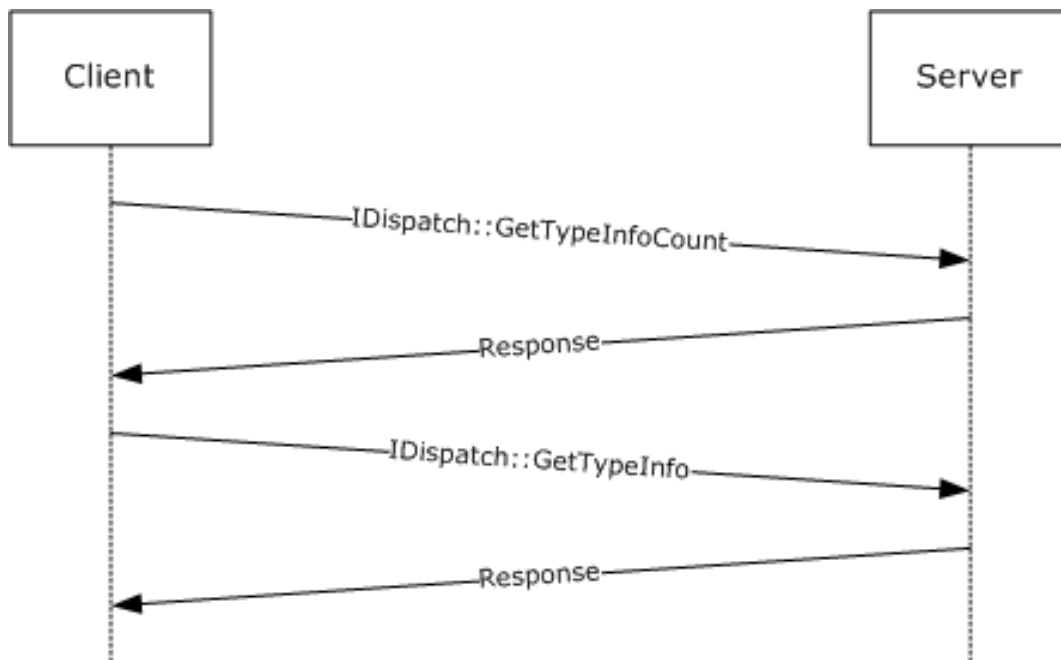
**Figure 2: Optimized Automation call**

To support type description and discovery, the OLE Automation Protocol specifies:

- How the automation server supports queries for type-description support.
- How to specify an extended set of capabilities and relationships using automation IDL extensions.
- How a server can provide access to the information specified in the IDL.

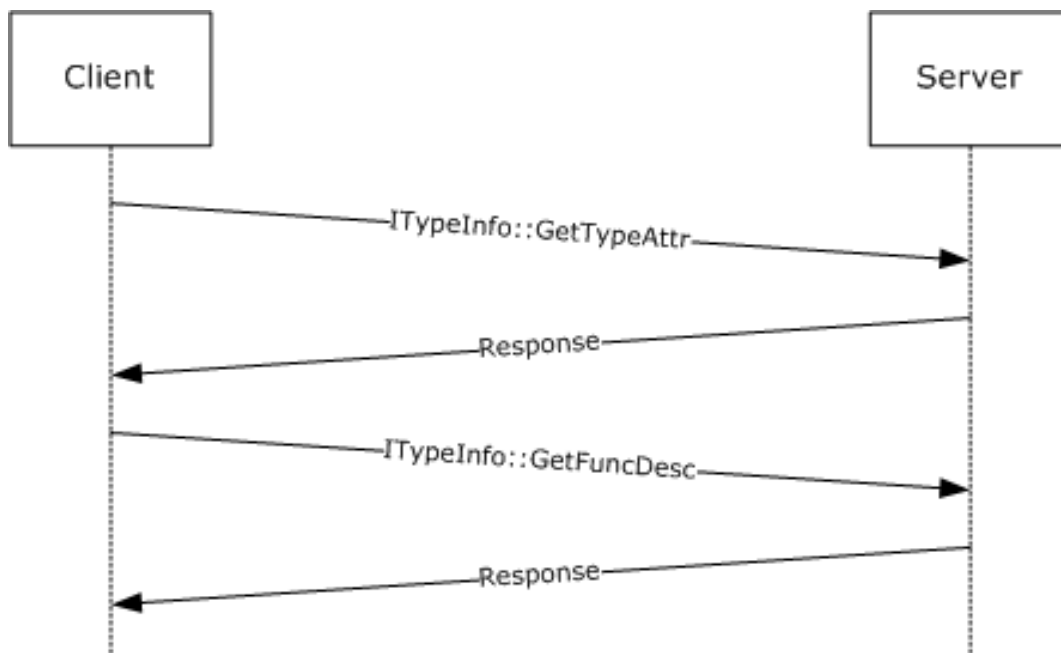
An automation server specifies that it provides type information by implementing `IDispatch::GetTypeInfoCount` (section 3.1.4.1), and exposes access to the type description server that describes the server's **dispinterface** by implementing `IDispatch::GetTypeInfo` (section 3.1.4.2).

The following diagram illustrates a generic query for type information.



**Figure 3: Generic query for type information**

To support exposing type information related to **COM servers**, the OLE Automation Protocol specifies the set of types that are used to encapsulate semantic information associated with a COM server, with the interfaces it implements, and with the methods and properties defined on those interfaces (TYPEATTR (section 2.2.44), FUNCDESC (section 2.2.42), and VARDESC (section 2.2.43) being the most important), in addition to the set of interfaces that a server **must have to** implement to provide COM clients with access to the type information (ITypeInfo being the central one).



**Figure 4: Generic query for type information related to COM servers**



## 1.4 Relationship to Other Protocols

The OLE Automation Protocol uses the DCOM Remote Protocol, as specified in [MS-DCOM].

## 1.5 Prerequisites/Preconditions

The DCOM Remote Protocol, as specified in [MS-DCOM], must be installed on both the automation client and automation server.

## 1.6 Applicability Statement

The OLE Automation Protocol is useful for exposing application functionality to scripting languages and across a distributed environment.

Exposing COM objects as automation servers offers several benefits:

- Exposed objects from many applications are available in a single programming environment. Software implementers can choose from these objects to create solutions that span applications.
- Exposed objects are accessible from any scripting environment or programming tool that implements automation. Systems integrators are not limited to the programming language in which the objects were developed. Instead, they can choose the programming tool or scripting language that best suits their needs and capabilities.
- Object names can remain consistent across versions of an application and can conform automatically to the user's language.

## 1.7 Versioning and Capability Negotiation

Supported Transports: This protocol uses the DCOM Remote Protocol, as specified in [MS-DCOM], as its transport.

Protocol Version: This protocol comprises two DCOM interfaces: IDispatch and IEnumVARIANT, which are both version 0.0.

## 1.8 Vendor-Extensible Fields

This protocol uses HRESULTs, as specified in [MS-ERREF]. Vendors can choose their own values for this field as long as the C bit (0x20000000) is set, which indicates that it is a customer code.

This protocol uses Win32 error codes. These values are taken from the Windows error number space, as specified in [MS-ERREF]. Vendors SHOULD<1> reuse those values with their indicated meaning. Choosing any other value runs the risk of a collision.

This protocol uses DISPIDs, which are vendor-extensible. Vendors are free to choose their own values, as long as the method and property DISPIDs are strictly positive 32-bit values. For more information about DISPIDs, see section 2.2.32.

## 1.9 Standards Assignments

The following **GUIDs** are used by the OLE Automation Protocol.

Constant/value	Description
CLSID_RecordInfo {0000002F-0000-0000-C000-000000000046}	The OBJREF_CUSTOM unmarshaler <b>CLSID</b> for RecordInfoData (section 2.2.31).

Constant/value	Description
IID_IRecordInfo {0000002F-0000-0000-C000-000000000046}	The value of the <b>IID</b> field of the pRecInfo OBJREF structure (see section 2.2.28.2.1).
IID_IDispatch {00020400-0000-0000-C000-000000000046}	The GUID associated with the IDispatch interface (see section 3.1).
IID_ITypeComp {00020403-0000-0000-C000-000000000046}	The GUID associated with the ITypeComp interface (see section 3.5).
IID_ITypeInfo {00020401-0000-0000-C000-000000000046}	The GUID associated with the ITypeInfo interface (see section 3.7).
IID_ITypeInfo2 {00020412-0000-0000-C000-000000000046}	The GUID associated with the ITypeInfo2 interface (see section 3.9).
IID_ITypeLib {00020402-0000-0000-C000-000000000046}	The GUID associated with the ITypeLib interface (see section 3.11).
IID_ITypeLib2 {00020411-0000-0000-C000-000000000046}	The GUID associated with the ITypeLib2 interface (see section 3.13).
IID_IUnknown {00000000-0000-0000-C000-000000000046}	The GUID associated with the IUnknown interface.
IID_IEnumVARIANT {00020404-0000-0000-C000-000000000046}	The GUID associated with the IEnumVARIANT interface (see section 3.3).
IID_NULL {00000000-0000-0000-0000-000000000000}	The GUID that identifies a NULL value (as specified in [C706] section A1 nil <b>UUID</b> ).

## 2 Messages

The following sections specify how OLE Automation Protocol messages are encapsulated on the wire, common OLE Automation Protocol data types, and the IDL extensions that support late-bound calling.

### 2.1 Transport

This protocol uses **remote procedure call (RPC) dynamic endpoints** (as specified in [C706] sections 6, 7, 8, 9, 10, 11, 12, 13, and 14) and the DCOM Remote Protocol, as specified in [MS-DCOM].

To access an interface, the **client** MUST request a DCOM connection to its well-known **object UUID endpoint** on the server, as specified in section 1.9.

The RPC version number for all interfaces MUST be 0.0.

### 2.2 Common Data Types

This protocol MUST indicate to the RPC runtime that it is to support the **Network Data Representation (NDR)** transfer syntax only, as specified in [C706] sections 6, 7, 8, 9, 10, 11, 12, 13, and 14.

In addition to RPC base types and definitions specified in [C706] and [MS-DTYP], additional data types are defined in the following sections.

#### 2.2.1 BYTE

A BYTE is an 8-bit, unsigned value that corresponds to a single octet in a network protocol.

This type is declared as follows:

```
typedef byte BYTE;
```

#### 2.2.2 IID

The IID type specifies an **interface identifier (IID)**.

A globally unique identifier (GUID), as specified in [MS-DTYP], section 2.3.4.

This type is declared as follows:

```
typedef GUID IID;
```

#### 2.2.3 LPOLESTR

The following is the type definition for the LPOLESTR type.

This type is declared as follows:

```
typedef [string] wchar_t* LPOLESTR;
```

## 2.2.4 REFIID

The following is the type definition for the REFIID type.

This type is declared as follows:

```
typedef IID* REFIID;
```

## 2.2.5 REFGUID

The following is the type definition for the REFGUID type.

This type is declared as follows:

```
typedef GUID* REFGUID;
```

## 2.2.6 PSAFEARRAY, LPSAFEARRAY

Definitions for the PSAFEARRAY and LPSAFEARRAY types follow:

This type is declared as follows:

```
typedef [unique] SAFEARRAY* PSAFEARRAY, *LPSAFEARRAY;
```

## 2.2.7 VARIANT Type Constants

The VARENUM enumeration constants are used in the discriminant field, **vt**, of the VARIANT type specified in section 2.2.29.2. When present, the VT\_BYREF flag MUST be in an OR relation with another value to specify the **byref argument** for the VARIANT. The VT\_EMPTY and VT\_NULL values MUST NOT be specified with the VT\_BYREF bit flag.

The following values are also used in the discriminant field, **vt**, of the **TYPEDESC** structure specified in section 2.2.37.

The meaning of each VARIANT type constant is specified as follows. The Context column specifies the context in which each constant is used. A constant MUST NOT be used in a VARIANT unless it is specified with a "V". A constant MUST NOT be used in a SAFEARRAY unless it is specified with an "S". A constant MUST NOT be used in a TYPEDESC unless it is specified with a "T".

```
typedef enum tagVARENUM
{
    VT_EMPTY = 0x0000,
    VT_NULL = 0x0001,
    VT_I2 = 0x0002,
    VT_I4 = 0x0003,
    VT_R4 = 0x0004,
    VT_R8 = 0x0005,
    VT_CY = 0x0006,
    VT_DATE = 0x0007,
    VT_BSTR = 0x0008,
    VT_DISPATCH = 0x0009,
    VT_ERROR = 0x000A,
    VT_BOOL = 0x000B,
    VT_VARIANT = 0x000C,
    VT_UNKNOWN = 0x000D,
    VT_DECIMAL = 0x000E,
    VT_I1 = 0x0010,
```

```

VT_UI1 = 0x0011,
VT_UI2 = 0x0012,
VT_UI4 = 0x0013,
VT_I8 = 0x0014,
VT_UI8 = 0x0015,
VT_INT = 0x0016,
VT_UINT = 0x0017,
VT_VOID = 0x0018,
VT_HRESULT = 0x0019,
VT_PTR = 0x001A,
VT_SAFEARRAY = 0x001B,
VT_CARRAY = 0x001C,
VT_USERDEFINED = 0x001D,
VT_LPSTR = 0x001E,
VT_LPWSTR = 0x001F,
VT_RECORD = 0x0024,
VT_INT_PTR = 0x0025,
VT_UINT_PTR = 0x0026,
VT_ARRAY = 0x2000,
VT_BYREF = 0x4000
} VARENUM;

```

### VT\_EMPTY:

Context	Description
V	The type of the contained field is undefined. When this flag is specified, the VARIANT MUST NOT contain a data field. The VARIANT definition is specified in section 2.2.29.2.

### VT\_NULL:

Context	Description
V	The type of the contained field is NULL. When this flag is specified, the VARIANT MUST NOT contain a data field. The VARIANT definition is specified in section 2.2.29.2.

### VT\_I2:

Context	Description
V, S, T	Either the specified type, or the type of the element or contained field MUST be a 2-byte signed integer.

### VT\_I4:

Context	Description
V, S, T	Either the specified type, or the type of the element or contained field MUST be a 4-byte signed integer.

### VT\_R4:

Context	Description
V, S, T	Either the specified type, or the type of the element or contained field MUST be a 4-byte IEEE floating-point number.

### VT\_R8:

Context	Description
V, S, T	Either the specified type, or the type of the element or contained field MUST be an 8-byte IEEE floating-point number.

#### VT\_CY:

Context	Description
V, S, T	Either the specified type, or the type of the element or contained field MUST be CURRENCY (see section 2.2.24).

#### VT\_DATE:

Context	Description
V, S, T	Either the specified type, or the type of the element or contained field MUST be DATE (see section 2.2.25).

#### VT\_BSTR:

Context	Description
V, S, T	Either the specified type, or the type of the element or contained field MUST be BSTR (see section 2.2.23).

#### VT\_DISPATCH:

Context	Description
V, S, T	Either the specified type, or the type of the element or contained field MUST be a pointer to IDispatch (see section 3.1.4).

#### VT\_ERROR:

Context	Description
V, S, T	Either the specified type, or the type of the element or contained field MUST be HRESULT.

#### VT\_BOOL:

Context	Description
V, S, T	Either the specified type, or the type of the element or contained field MUST be VARIANT_BOOL (see section 2.2.27).

#### VT\_VARIANT:

Context	Description
V, S, T	Either the specified type, or the type of the element or contained field MUST be VARIANT (see section 2.2.29). It MUST appear with the bit flag VT_BYREF.

#### VT\_UNKNOWN:

Context	Description
V, S, T	Either the specified type, or the type of the element or contained field MUST be a pointer to IUnknown.

#### VT\_DECIMAL:

Context	Description
V, S, T	Either the specified type, or the type of the element or contained field MUST be DECIMAL (see section 2.2.26).

#### VT\_I1:

Context	Description
V, S, T	Either the specified type, or the type of the element or contained field MUST be a 1-byte integer.

#### VT\_UI1:

Context	Description
V, S, T	Either the specified type, or the type of the element or contained field MUST be a 1-byte unsigned integer.

#### VT\_UI2:

Context	Description
V, S, T	Either the specified type, or the type of the element or contained field MUST be a 2-byte unsigned integer.

#### VT\_UI4:

Context	Description
V, S, T	Either the specified type, or the type of the element or contained field MUST be a 4-byte unsigned integer.

#### VT\_I8:

Context	Description
V, S, T	Either the specified type, or the type of the element or contained field MUST be an 8-byte signed integer.

#### VT\_UI8:

Context	Description
V, S, T	Either the specified type, or the type of the element or contained field MUST be an 8-byte unsigned integer.

#### VT\_INT:

Context	Description
V, S, T	Either the specified type, or the type of the element or contained field MUST be a 4-byte signed integer.

#### VT\_UINT:

Context	Description
V, S, T	Either the specified type, or the type of the element or contained field MUST be a 4-byte unsigned integer.

#### VT\_VOID:

Context	Description
T	The specified type MUST be void.

#### VT\_HRESULT:

Context	Description
T	The specified type MUST be HRESULT.

#### VT\_PTR:

Context	Description
T	The specified type MUST be a unique pointer, as specified in [C706] section 4.2.20.2.

#### VT\_SAFEARRAY:

Context	Description
T	The specified type MUST be SAFEARRAY (section 2.2.30).

#### VT\_CARRAY:

Context	Description
T	The specified type MUST be a fixed-size array.

#### VT\_USERDEFINED:

Context	Description
T	The specified type MUST be user defined.

#### VT\_LPSTR:

Context	Description
T	The specified type MUST be a NULL-terminated string, as specified in [C706] section 14.3.4.

#### VT\_LPWSTR:



Context	Description
T	The specified type MUST be a zero-terminated string of UNICODE characters, as specified in [C706], section 14.3.4.

#### VT\_RECORD:

Context	Description
V, S	The type of the element or contained field MUST be a BRECORD (see section 2.2.28.2).

#### VT\_INT\_PTR:

Context	Description
T	The specified type MUST be either a 4-byte or an 8-byte signed integer. The size of the integer is platform specific and determines the system pointer size value, as specified in section 2.2.21.

#### VT\_UINT\_PTR:

Context	Description
T	The specified type MUST be either a 4 byte or an 8 byte unsigned integer. The size of the integer is platform specific and determines the system pointer size value, as specified in section 2.2.21.

#### VT\_ARRAY:

Context	Description
V, S	The type of the element or contained field MUST be a SAFEARRAY (see section 2.2.30.10).

#### VT\_BYREF:

Context	Description
V, S	The type of the element or contained field MUST be a pointer to one of the types listed in the previous rows of this table. If present, this bit flag MUST appear in a VARIANT discriminant (see section 2.2.28) with one of the previous flags.

## 2.2.8 SAFEARRAY Feature Constants

The SF\_TYPE enumeration values are used in the discriminant field, **sfType**, of a SAFEARRAYUNION structure.

The SAFEARRAY feature constants are defined in the SF\_TYPE enumeration.

```
typedef [v1_enum] enum tagSF_TYPE
{
    SF_ERROR = VT_ERROR,
    SF_I1 = VT_I1,
    SF_I2 = VT_I2,
    SF_I4 = VT_I4,
    SF_I8 = VT_I8,
    SF_BSTR = VT_BSTR,
    SF_UNKNOWN = VT_UNKNOWN,
    SF_DISPATCH = VT_DISPATCH,
}
```

```
SF_VARIANT = VT_VARIANT,  
SF_RECORD = VT_RECORD,  
SF_HAVEIID = VT_UNKNOWN | 0x8000  
} SF_TYPE;
```

**SF\_ERROR:** This value means that the SAFEARRAY was incorrectly marshaled. The receiver MUST reject any call that has a SAFEARRAY argument with this flag specified, by raising an RPC\_X\_BAD\_STUB\_DATA RPC exception.

Hex value is 0x0000000A.

Element marshaling size: N/A

**SF\_I1:** The type of the elements contained in the SAFEARRAY MUST be a 1-byte integer.

Hex value is 0x00000010.

Element marshaling size in bytes: 1

**SF\_I2:** The type of the elements contained in the SAFEARRAY MUST be a 2-byte integer.

Hex value is 0x00000002.

Element marshaling size in bytes: 2

**SF\_I4:** The type of the elements contained in the SAFEARRAY MUST be a 4-byte integer.

Hex value is 0x00000003.

Element marshaling size in bytes: 4

**SF\_I8:** The type of the elements contained in the SAFEARRAY MUST be an 8-byte integer.

Hex value is 0x00000014.

Element marshaling size in bytes: 8

**SF\_BSTR:** The type of the elements contained in the SAFEARRAY MUST be a BSTR.

Hex value is 0x00000008.

Element marshaling size in bytes: 4

**SF\_UNKNOWN:** The type of the elements contained in the SAFEARRAY MUST be a pointer to IUnknown.

Hex value is 0x0000000D.

Element marshaling size in bytes: 4

**SF\_DISPATCH:** The type of the elements contained in the SAFEARRAY MUST be a pointer to IDispatch (see section 3.1.4).

Hex value is 0x00000009.

Element marshaling size in bytes: 4

**SF\_VARIANT:** The type of the elements contained in the SAFEARRAY MUST be VARIANT.

Hex value is 0x0000000C.

Element marshaling size in bytes: 16

**SF\_RECORD:** The type of the elements contained in the SAFEARRAY is a **user-defined type (UDT)** (as defined in section 2.2.28.1).

Hex value is 0x00000024.

Element marshaling size in bytes: 4

**SF\_HAVEIID:** The type of the elements contained in the SAFEARRAY MUST be an MInterfacePointer.

Hex value is 0x0000800D.

Element marshaling size in bytes: 4

## 2.2.9 ADVFEATUREFLAGS Advanced Feature Flags

The following values are used in the field **fFeatures** of a SAFEARRAY (section 2.2.30.10) data type.

```
typedef enum tagADVFEATUREFLAGS
{
    FADF_AUTO = 0x0001,
    FADF_STATIC = 0x0002,
    FADF_EMBEDDED = 0x0004,
    FADF_FIXEDSIZE = 0x0010,
    FADF_RECORD = 0x0020,
    FADF_HAVEIID = 0x0040,
    FADF_HAVEVARTYPE = 0x0080,
    FADF_BSTR = 0x0100,
    FADF_UNKNOWN = 0x0200,
    FADF_DISPATCH = 0x0400,
    FADF_VARIANT = 0x0800
} ADVFEATUREFLAGS;
```

**FADF\_AUTO:** MUST be set if the SAFEARRAY is allocated on the stack. This flag MUST be ignored on receipt.

**FADF\_STATIC:** MUST be set if the SAFEARRAY is statically allocated. This flag MUST be ignored on receipt.

**FADF\_EMBEDDED:** MUST be set if the SAFEARRAY is embedded in a structure. This flag MUST be ignored on receipt.

**FADF\_FIXEDSIZE:** MUST be set if the SAFEARRAY cannot be resized or reallocated. This flag MUST be ignored on receipt.

**FADF\_RECORD:** The SAFEARRAY MUST contain elements of a UDT (see section 2.2.28.1)

**FADF\_HAVEIID:** The SAFEARRAY MUST contain MInterfacePointers elements.

**FADF\_HAVEVARTYPE:** If this bit flag is set, the high word of the **cLocks** field of the SAFEARRAY MUST contain a VARIANT type constant that describes the type of the array's elements (see sections 2.2.7 and 2.2.30.10).

**FADF\_BSTR:** The SAFEARRAY MUST contain an array of BSTR elements (see section 2.2.23).

**FADF\_UNKNOWN:** The SAFEARRAY MUST contain an array of pointers to IUnknown.

**FADF\_DISPATCH:** The SAFEARRAY MUST contain an array of pointers to IDispatch (see section 3.1.4).

**FADF\_VARIANT:** The SAFEARRAY MUST contain an array of VARIANT instances.

## 2.2.10 CALLCONV Calling Convention Constants

The CALLCONV enumeration values are used in the **callconv** field of a FUNCDESC to identify the calling convention of a local method defined in the **automation type library** module, as specified in sections 2.2.42 and 2.2.49.9 .

The following calling convention constants are defined in the CALLCONV enumeration:

```
typedef [v1_enum] enum tagCALLCONV
{
    CC_CDECL = 1,
    CC_PASCAL = 2,
    CC_STDCALL = 4
} CALLCONV;
```

**CC\_CDECL:** MUST be set if the method was declared with the `cdecl` keyword.

**CC\_PASCAL:** MUST be set if the method was declared with the `pascal` keyword.

**CC\_STDCALL:** MUST be set if the method was declared with the `stdcall` keyword.

## 2.2.11 FUNCFLAGS Function Feature Constants

The FUNCFLAGS enumeration values are used in the **wFuncFlags** field of a FUNCDESC to identify features of a function, as specified in section 2.2.42.

The function feature constants are defined in the FUNCFLAGS enumeration.

```
typedef enum tagFUNCFLAGS
{
    FUNCFLAG_FREstricted = 0x00000001,
    FUNCFLAG_FSOURCE = 0x00000020,
    FUNCFLAG_FBINDABLE = 0x00000040,
    FUNCFLAG_FREQUESTEDIT = 0x00000080,
    FUNCFLAG_FDISPLAYBIND = 0x00000100,
    FUNCFLAG_FDEFAULTBIND = 0x00000200,
    FUNCFLAG_FHIDDEN = 0x00000400,
    FUNCFLAG_FUSESGETLASTERROR = 0x00000800,
    FUNCFLAG_FDEFAULTCOLLELEM = 0x00001000,
    FUNCFLAG_FUIDEFAULT = 0x00002000,
    FUNCFLAG_FNONBROWSABLE = 0x00004000,
    FUNCFLAG_FREPLACEABLE = 0x00008000,
    FUNCFLAG_FIMMEDIATEBIND = 0x00010000
} FUNCFLAGS;
```

**FUNCFLAG\_FREstricted:** MUST be set if the method or property was declared with the **[restricted]** attribute (as specified in section 2.2.49.5.1).

**FUNCFLAG\_FSOURCE:** MUST be set if the method or property is a member of an interface declared with the **[source]** attribute (as specified in section 2.2.49.8).

**FUNCFLAG\_FBINDABLE:** MUST be set if the property was declared with the **[bindable]** attribute (as specified in section 2.2.49.5.2).

**FUNCFLAG\_FREQUESTEDIT:** MUST be set if the property was declared with the **[requestedit]** attribute (as specified in section 2.2.49.5.2).

**FUNCFLAG\_FDISPLAYBIND:** MUST be set if the property was declared with the **[displaybind]** attribute (as specified in section 2.2.49.5.2).

**FUNCFLAG\_FDEFAULTBIND:** MUST be set if the property was declared with the **[defaultbind]** attribute (as specified in section 2.2.49.5.2).

**FUNCFLAG\_FHIDDEN:** MUST be set if the method or property was declared with the **[hidden]** attribute (as specified in section 2.2.49.5.1).

**FUNCFLAG\_FUSESGETLASTERROR:** MUST be set if the method or property was declared with the **[usesgetlasterror]** attribute (as specified in section 2.2.49.9) and MUST be ignored on receipt.

**FUNCFLAG\_FDEFAULTCOLLELEM:** MUST be set if the method or property was declared with the **[defaultcollelem]** attribute (as specified in section 2.2.49.5.1).

**FUNCFLAG\_FUIDEFAULT:** MUST be set if the method or property was declared with the **[uidefault]** attribute (as specified in section 2.2.49.5.1).

**FUNCFLAG\_FNONBROWSABLE:** MUST be set if the property was declared with the **[nonbrowsable]** attribute (as specified in section 2.2.49.5.1).

**FUNCFLAG\_FREPLACEABLE:** MUST be set if the property was declared with the **[replaceable]** attribute (as specified in section 2.2.49.5.1). MUST be ignored on receipt.

**FUNCFLAG\_FIMMEDIATEBIND:** MUST be set if the property was declared with the **[immediatebind]** attribute (as specified in section 2.2.49.5.2).

## 2.2.12 FUNCKIND Function Access Constants

The FUNCKIND enumeration values are used in the **funckind** field of a FUNCDESC to specify the way that a method is accessed, as specified in section 2.2.42.

The following function access constants are defined in the FUNCKIND enumeration.

```
typedef [v1_enum] enum tagFUNCKIND
{
    FUNC_PUREVIRTUAL = 0x00000001,
    FUNC_STATIC = 0x00000033,
    FUNC_DISPATCH = 0x00000044
} FUNCKIND;
```

**FUNC\_PUREVIRTUAL:** MUST be set if the method described by the **FUNCDESC** structure is a member of an interface whose associated TYPEKIND value is TKIND\_INTERFACE (as specified in section 2.2.17).

**FUNC\_STATIC:** MUST be set if the method described by the **FUNCDESC** structure is a method member of the module defined with the **automation scope** (as specified in section 2.2.49.9).

**FUNC\_DISPATCH:** MUST be set if the method described by the **FUNCDESC** structure is a member of an interface whose associated TYPEKIND value is TKIND\_DISPATCH (as specified in section 2.2.17). MUST NOT be set if the FUNC\_PUREVIRTUAL flag is set.

## 2.2.13 IMPLTYPEFLAGS Feature Constants

The IMPLTYPEFLAGS enumeration values are stored in the pImplTypeFlags parameter of the ITypeInfo::GetImplTypeFlags method to specify the implementation features of a COM server, as specified in section 3.7.4.7.

The following implementation type feature constants are defined in [the IMPLTYPEFLAGS enumeration](#).

```
typedef enum tagIMPLTYPEFLAGS
{
```

```

IMPLTYPEFLAG_FDEFAULT = 0x000000010x1,
IMPLTYPEFLAG_FSOURCE = 0x000000020x2,
IMPLTYPEFLAG_FREstricted = 0x000000040x4,
IMPLTYPEFLAG_FDEFAULTVTABLE = 0x000000080x8
} IMPLTYPEFLAGS;

```

**IMPLTYPEFLAG\_FDEFAULT:** MUST be set if the interface was declared with the **[default]** attribute (as specified in section 2.2.49.8).

**IMPLTYPEFLAG\_FSOURCE:** MUST be set if the interface was declared with the **[source]** or **[defaultvtable]** attributes (as specified in section 2.2.49.8).

**IMPLTYPEFLAG\_FREstricted:** MUST be set if the interface was declared with the **[restricted]** attribute (as specified in section 2.2.49.8).

**IMPLTYPEFLAG\_FDEFAULTVTABLE:** MUST be set if the interface was declared with the **[defaultvtable]** attribute (as specified in section 2.2.49.8).

## 2.2.14 INVOKEKIND Function Invocation Constants

The INVOKEKIND enumeration values are used in the **invkind** field of a FUNCDESC (section 2.2.42) to specify the way that a method is invoked using IDispatch::Invoke (section 3.1.4.4). They are also used in the ITypeInfo2::GetFuncIndexOfMemId, ITypeInfo::GetDlEntry and ITypeComp::Bind methods to distinguish between properties and property accessor methods that have the same MEMBERID (section 2.2.35) but are invoked differently.

Fields and parameters that contain function invocation constants MUST contain a single INVOKEKIND value, and MUST NOT contain bitwise combinations of multiple INVOKEKIND values.

The function invocation constants are defined in the INVOKEKIND enumeration.

```

typedef [v1_enum] enum tagINVOKEKIND
{
    INVOKE_FUNC = 0x000000010x1,
    INVOKE_PROPERTYGET = 0x000000020x2,
    INVOKE_PROPERTYPUT = 0x000000040x4,
    INVOKE_PROPERTYPUTREF = 0x000000080x8
} INVOKEKIND;

```

**INVOKE\_FUNC:** MUST be set if the type member is a method declared without the **[propget]**, **[propput]**, or **[propputref]** attributes, or to specify that a client method request MUST NOT return a property.

**INVOKE\_PROPERTYGET:** MUST be set if the type member is a property declared with the **[propget]** attribute (as specified in section 2.2.49.5.1), or to specify that a client method request MUST NOT return anything but an **ODL dispinterface** property (as specified in section 2.2.49.5.3) or a property declared with the **[propget]** attribute.

**INVOKE\_PROPERTYPUT:** MUST be set if the type member is a property declared with the **[propput]** attribute (as specified in section 2.2.49.5.1), or to specify that a client method request MUST NOT return anything but a property declared with the **[propput]** attribute.

**INVOKE\_PROPERTYPUTREF:** MUST be set if the type member is a property declared with the **[propputref]** attribute (as specified in section 2.2.49.5.1), or to specify that a client method request MUST NOT return anything but a property declared with the **[propputref]** attribute.

## 2.2.15 PARAMFLAGS Parameter Feature Constants

The PARAMFLAGS enumeration values are used in the **wParamFlags** field of a PARAMFLAGS to identify the features of a method parameter, as specified in section 2.2.40.

The following ~~table specifies the meaning of each~~ parameter feature ~~constant~~ constants are defined in the PARAMFLAGS enumeration.

```
typedef enum tagPARAMFLAGS
{
    PARAMFLAG_NONE = 0x00000000,
    PARAMFLAG_FIN = 0x00000001,
    PARAMFLAG_FOUT = 0x00000002,
    PARAMFLAG_FLCID = 0x00000004,
    PARAMFLAG_FRETVAL = 0x00000008,
    PARAMFLAG_FOPT = 0x00000010,
    PARAMFLAG_FHASDEFAULT = 0x00000020,
    PARAMFLAG_FHASCUSTDATA = 0x00000040
} PARAMFLAGS;
```

**PARAMFLAG\_NONE:** The behavior of the parameter is not specified.

**PARAMFLAG\_FIN:** MUST be set if the parameter was declared by using the [in] attribute (for more information, see section 2.2.49.6).

**PARAMFLAG\_FOUT:** MUST be set if the parameter was declared by using the [out] attribute (for more information, see section 2.2.49.5).

**PARAMFLAG\_FLCID:** MUST be set if the parameter was declared by using the [lcid] attribute (for more information, see section 2.2.49.6).

**PARAMFLAG\_FRETVAL:** MUST be set if the parameter was declared by using the [retval] attribute (for more information, see section 2.2.49.6).

**PARAMFLAG\_FOPT:** MUST be set if the parameter was declared by using the [optional] attribute (for more information, see section 2.2.49.6). MUST be set if the PARAMFLAG\_FHASDEFAULT flag is set.

**PARAMFLAG\_FHASDEFAULT:** MUST be set if the parameter was declared by using the [defaultvalue] attribute (for more information, see section 2.2.49.6).

**PARAMFLAG\_FHASCUSTDATA:** MAY<2> be set if the parameter was declared by using the [custom] attribute (for more information, see section 2.2.49.2).

## 2.2.16 TYPEFLAGS Type Feature Constants

The TYPEFLAGS enumeration values are used in the **wTypeFlags** field of a TYPEATTR to specify the features of a type, as specified in section 2.2.44. They also are used in the *pTypeFlags* parameter of the ITypeInfo2::GetTypeFlags method.

The function invocation constants are defined in the TYPEFLAGS enumeration.

```
typedef enum tagTYPEFLAGS
{
    TYPEFLAG_FAPPOBJECT = 0x00000001,
    TYPEFLAG_FCANCREATE = 0x00000002,
    TYPEFLAG_FLICENSED = 0x00000004,
    TYPEFLAG_FPREDECLID = 0x00000008,
    TYPEFLAG_FHIDDEN = 0x00000010,
    TYPEFLAG_FCONTROL = 0x00000020,
    TYPEFLAG_FDUAL = 0x00000040
}
```

```

TYPEFLAG_FNONEXTENSIBLE = 0x00000080x80,
TYPEFLAG_FOLEAUTOMATION = 0x00000100x100,
TYPEFLAG_FREstricted = 0x00000200x200,
TYPEFLAG_FAGGREGATABLE = 0x00000400x400,
TYPEFLAG_FREPLACEABLE = 0x00000800x800,
TYPEFLAG_FDISPATCHABLE = 0x00001000x1000,
TYPEFLAG_FPROXY = 0x00004000x4000
} TYPEFLAGS;

```

**TYPEFLAG\_FAPPOBJECT:** MUST be set if the type was declared with the **[appobject]** attribute (see section 2.2.49.8).

**TYPEFLAG\_FCANCREATE:** MUST NOT be set if the type was declared with the **[noncreatable]** attribute (see section 2.2.49.8). Otherwise, MUST be set.

**TYPEFLAG\_FLICENSED:** MUST be set if the type was declared with the **[licensed]** attribute (see section 2.2.49.8).

**TYPEFLAG\_FPREDECLID:** MUST be set if the type was declared with the **[predeclid]** or **[appobject]** attributes (see section 2.2.49.8).

**TYPEFLAG\_FHIDDEN:** MUST be set if the type was declared with the **[hidden]** attribute (see section 2.2.49.8).

**TYPEFLAG\_FCONTROL:** MUST be set if the type was declared with the **[control]** attribute (see section 2.2.49.8).

**TYPEFLAG\_FDUAL:** MUST be set if the type was declared with the **[dual]** attribute (see section 2.2.49.4.2).

**TYPEFLAG\_FNONEXTENSIBLE:** MUST be set if the type was declared with the **[nonextensible]** attribute (see section 2.2.49.4).

**TYPEFLAG\_FOLEAUTOMATION:** MUST be set if the type is a **DCOM interface** that was declared with the **[oleautomation]** or **[dual]** attributes (see section 2.2.49.4). MUST NOT be set if the type is a dispinterface.

**TYPEFLAG\_FREstricted:** MUST be set if the type was declared with the **[restricted]** attribute (see section 2.2.49.5.1).

**TYPEFLAG\_FAGGREGATABLE:** MUST be set if the type was declared with the **[aggregatable]** attribute (see section 2.2.49.8).

**TYPEFLAG\_FREPLACEABLE:** MUST be set if the type contains a member that was declared with the **[replaceable]** attribute (see section 2.2.49.5.1). MUST be ignored on receipt.

**TYPEFLAG\_FDISPATCHABLE:** MUST be set if the type derives from IDispatch, either directly or indirectly. MUST be set if the type is a dispinterface or **dual interface** <3> (see section 2.2.49.4.2).

**TYPEFLAG\_FPROXY:** MUST be set if the type was declared with the **[proxy]** attribute (see section 2.2.49.4). MUST be ignored on receipt.

## 2.2.17 TYPEKIND Type Kind Constants

The TYPEKIND enumeration values are used in the **typekind** field of a TYPEATTR to specify the features of a type, as specified in section 2.2.44. They are also used in the *pTypeKind* parameter of the ITypeInfo2::GetTypeKind method, as specified in section 3.9.4.1.

The type kind constants are defined in the TYPEKIND enumeration.



```

typedef [v1_enum] enum tagTYPEKIND
{
    TKIND_ENUM = 0x00000000x0,
    TKIND_RECORD = 0x00000001x1,
    TKIND_MODULE = 0x00000002x2,
    TKIND_INTERFACE = 0x00000003x3,
    TKIND_DISPATCH = 0x00000004x4,
    TKIND_COCLASS = 0x00000005x5,
    TKIND_ALIAS = 0x00000006x6,
    TKIND_UNION = 0x00000007x7
} TYPEKIND;

```

**TKIND\_ENUM:** MUST be used if the type is an enumeration that was defined with the **typedef** and **enum** keywords.

**TKIND\_RECORD:** MUST be used if the type is a structure that was defined with the **typedef** and **struct** keywords.

**TKIND\_MODULE:** MUST be used if the type is a module that was defined with the **module** keyword.

**TKIND\_INTERFACE:** MUST be used if the type is a DCOM interface that was defined with the **interface** keyword.

**TKIND\_DISPATCH:** MUST be used if the type is a dispinterface that was defined with either the **dispinterface** keyword or the **interface** keyword with the **[dual]** attribute.

**TKIND\_COCLASS:** MUST be used if the type is a COM server that was defined with the **coclass** keyword.

**TKIND\_ALIAS:** MUST be used if the type is an alias for a predefined type that was defined with the **typedef** keyword and added to the automation scope by using the **[public]** attribute as specified in section 2.2.49.3.

**TKIND\_UNION:** MUST be used if the type is a union that was defined with the **typedef** and **union** keywords.

## 2.2.18 VARFLAGS Variable Feature Constants

The VARFLAGS enumeration values are used in the **wVarFlags** field of a VARDESC to specify the features of a field, constant, or ODL dispinterface property, as specified in section 2.2.43.

The variable feature constants are defined in the VARFLAGS enumeration.

```

typedef enum tagVARFLAGS
{
    VARFLAG_FREADONLY = 0x00000001x1,
    VARFLAG_FSOURCE = 0x00000002x2,
    VARFLAG_FBINDABLE = 0x00000004x4,
    VARFLAG_FREQUESTEDIT = 0x00000008x8,
    VARFLAG_FDISPLAYBIND = 0x00000010x10,
    VARFLAG_FDEFAULTBIND = 0x00000020x20,
    VARFLAG_FHIDDEN = 0x00000040x40,
    VARFLAG_FREstricted = 0x00000080x80,
    VARFLAG_FDEFAULTCOLLELEM = 0x00000100x100,
    VARFLAG_FUIDEFAULT = 0x00000200x200,
    VARFLAG_FNONBROWSABLE = 0x00000400x400,
    VARFLAG_FREPLACEABLE = 0x00000800x800,
    VARFLAG_FIMMEDIATEBIND = 0x00001000x1000
} VARFLAGS;

```

**VARFLAG\_FREADONLY:** MUST be set if the variable is an ODL dispinterface property that was declared with the [readonly] attribute (see section 2.2.49.5.3).

**VARFLAG\_FSOURCE:** MUST be set if the variable is a property member of an ODL interface that was declared with the [source] attribute (see section 2.2.49.8).

**VARFLAG\_FBINDABLE:** MUST be set if the variable is an ODL dispinterface property that was declared with the [bindable] attribute (see section 2.2.49.5.2).

**VARFLAG\_FREQUESTEDIT:** MUST be set if the variable is an ODL dispinterface property that was declared with the [requestededit] attribute (see section 2.2.49.5.2).

**VARFLAG\_FDISPLAYBIND:** MUST be set if the variable is an ODL dispinterface property that was declared with the [displaybind] attribute (see section 2.2.49.5.2).

**VARFLAG\_FDEFAULTBIND:** MUST be set if the variable is an ODL dispinterface property that was declared with the [defaultbind] attribute (see section 2.2.49.5.2).

**VARFLAG\_FHIDDEN:** MUST be set if the variable is a member of a type that was declared with the [hidden] attribute (see section 2.2.49.5.1).

**VARFLAG\_FREstricted:** MUST be set if the variable is a member of a type that was declared with the [restricted] attribute (see section 2.2.49.5.1).

**VARFLAG\_FDEFAULTCOLLELEM:** MUST be set if the variable is an ODL dispinterface property that was declared with the [defaultcollelem] attribute (see section 2.2.49.5.1).

**VARFLAG\_FUIDEFAULT:** MUST be set if the variable is an ODL dispinterface property that was declared with the [uidefault] attribute (see section 2.2.49.5.1).

**VARFLAG\_FNONBROWSABLE:** MUST be set if the variable is an ODL dispinterface property that was declared with the [nonbrowsable] attribute (see section 2.2.49.5.1).

**VARFLAG\_FREPLACEABLE:** MUST be set if the variable is an ODL dispinterface property that was declared with the [replaceable] attribute (see section 2.2.49.5.1). MUST be ignored on receipt.

**VARFLAG\_FIMMEDIATEBIND:** MUST be set if the variable is an ODL dispinterface property that was declared with the [immediatebind] attribute (see section 2.2.49.5.2).

## 2.2.19 VARKIND Variable Kind Constants

The VARKIND enumeration values are used in the **varkind** field of a VARDESC to specify the kind of element that is described by the VARDESC, as specified in section 2.2.43.

The variable kind constants are defined in the VARKIND enumeration:

```
typedef [v1_enum] enum tagVARKIND
{
    VAR_PERINSTANCE = 0x00000000,
    VAR_STATIC = 0x00000001, (VAR_PERINSTANCE + 1),
    VAR_CONST = 0x00000002, (VAR_STATIC + 1),
    VAR_DISPATCH = 0x00000003 (VAR_CONST + 1)
} VARKIND;
```

**VAR\_PERINSTANCE:** MUST be used if the VARDESC describes a member of a structure or union.

**VAR\_STATIC:** MUST be used if the VARDESC describes an appobject **coClass** (see section 2.2.49.8).

**VAR\_CONST:** MUST be used if the VARDESC describes a member of a module or enumeration.

**VAR\_DISPATCH:** MUST be used if the VARDESC describes an ODL dispinterface property (see section 2.2.49.5.3).

## 2.2.20 LIBFLAGS Type Library Feature Constants

The LIBFLAGS enumeration values are used in the **wLibFlags** field of a TLIBATTR to specify the features of the automation scope of an ITypeLib server, as specified in section 2.2.45.

The Type library feature constants are defined in the LIBFLAGS enumeration.

```
typedef [v1_enum] enum tagLIBFLAGS
{
    LIBFLAG_FREstricted = 0x000000010x01,
    LIBFLAG_FCONTROL = 0x00000020x02,
    LIBFLAG_FHIDDEN = 0x00000040x04,
    LIBFLAG_FHASKDISKIMAGE = 0x00000080x08
} LIBFLAGS;
```

**LIBFLAG\_FREstricted:** MUST be set if the automation scope was declared with the **[restricted]** attribute (as specified in section 2.2.49.2).

**LIBFLAG\_FCONTROL:** MUST be set if the automation scope was declared with the **[control]** attribute (as specified in section 2.2.49.2).

**LIBFLAG\_FHIDDEN:** MUST be set if the automation scope was declared with the **[hidden]** attribute (as specified in section 2.2.49.2).

**LIBFLAG\_FHASKDISKIMAGE:** MAY be set <4>and MUST be ignored on receipt.

## 2.2.21 SYSKIND System Pointer Size Constants

SYSKIND **arejs** used in the **syskind** field of a TLIBATTR to specify the system pointer size value, as specified in section 2.2.45.

The system pointer size constants are defined in the SYSKIND enumeration.

```
typedef [v1_enum] enum tagSYSKIND
{
    SYS_WIN32 = 0x000000011,
    SYS_WIN64 = 0x000000033
} SYSKIND;
```

**SYS\_WIN32:** MUST be set if the automation type library uses 32 bits for pointer-sized values.

**SYS\_WIN64:** MUST be set if the automation type library uses 64 bits for pointer-sized values.

## 2.2.22 DESCKIND Name Description Constants

The DESCKIND Name Description Constants enumeration values are used by the ITypeComp::Bind method to indicate the kind of element to which a name has been bound, as specified in section 3.5.4.1.

The name description constants are defined in the DESCKIND enumeration.

```
typedef [v1_enum] enum tagDESCKIND
{
    DESCKIND_NONE = 0x00000000,
    DESCKIND_FUNCDESC = 0x000000011,

```

```

    DESCKIND_VARDESC = 0x00000022,
    DESCKIND_TYPECOMP = 0x00000033,
    DESCKIND_IMPLICITAPPOBJ = 0x00000044
} DESCKIND;

```

**DESCKIND\_NONE:** MUST be set if there is no element bound to the name.

**DESCKIND\_FUNCDESC:** MUST be set if the name is bound to a method or property accessor method. MUST NOT be set if the name is bound to an ODL dispinterface property.

**DESCKIND\_VARDESC:** MUST be set if the name is bound to a data element or ODL dispinterface property.

**DESCKIND\_TYPECOMP:** MUST be set if the name is bound to an enumeration or module.

**DESCKIND\_IMPLICITAPPOBJ:** MUST be set if the name is bound to an appobject coclass (see section 2.2.49.8) or a member of its default nonsource interface (also see 2.2.49.8).

## 2.2.23 BSTR

BSTR is an OLE automation type for transferring length-prefixed strings, either Unicode or ANSI, as well as length-prefixed binary data.

The **BSTR** type defined in this section specifies the wire representation of a length-prefixed data block whose memory representation is specified in [MS-DTYP] section 2.2.5. To clarify, the memory specification will be referred to as the presented **BSTR**, and the wire specification will be referred to as the transmitted **BSTR**.

For any document referencing both [MS-DTYP] and [MS-OAUT], specifying **BSTR** in a wire representation context MUST be considered as a reference to the transmitted **BSTR** type, while specifying **BSTR** in a memory representation context MUST be considered as a reference to the presented **BSTR** type ([MS-DTYP] section 2.2.5). Reflecting the terminology used for presented **BSTRs**, a **NULL BSTR**, or NULL transmitted **BSTR**, is defined as the wire representation of a NULL presented BSTR; and an empty **BSTR**, or empty transmitted **BSTR**, is defined as the wire representation of a zero-length presented **BSTR**. Preserving this distinction in the wire representation enables clients and servers to distinguish between NULL presented **BSTRs** and zero-length presented **BSTRs**, and thus associate possibly different, application-specific semantics to these two values.

### 2.2.23.1 FLAGGED\_WORD\_BLOB

The FLAGGED\_WORD\_BLOB structure defines a type for transferring length-prefixed data.

```

typedef struct _FLAGGED_WORD_BLOB {
    unsigned long cBytes;
    unsigned long clSize;
    [size_is(clSize)] unsigned short asData[];
} FLAGGED_WORD_BLOB;

```

**cBytes:** MUST be the size, in bytes, of the **asData** array.

**Note** A value of 0xFFFFFFFF MUST be considered as representing a null **BSTR**.

**clSize:** MUST be the total number of unsigned shorts in the **asData** array. This value MUST be half the value of **cBytes**, rounded up, unless this is a null **BSTR**. In the latter case, a value of 0 MUST be used.

**asData:** An array of unsigned shorts. If **clSize** is 0, **asData** MUST not contain any elements.

Data of this type MUST be marshaled as specified in [C706], section 14, with the exception that it MUST be marshaled by using a little-endian data representation regardless of the data representation format label. For more information, see [C706] section 14.2.5.

### 2.2.23.2 BSTR Type Definition

BSTR Type Definition is an OLE Automation type for transferring length-prefixed data.

This type is declared as follows:

```
typedef [unique] FLAGGED_WORD_BLOB* BSTR;
```

A null transmitted **BSTR** is a pointer to a **FLAGGED\_WORD\_BLOB** whose **cBytes** field MUST equal 0xFFFFFFFF, **clSize** field MUST equal 0, and **asData** MUST NOT contain any elements. An empty transmitted **BSTR** is a pointer to a **FLAGGED\_WORD\_BLOB** whose **cBytes** and **clSize** fields MUST both equal 0, and **asData** MUST NOT contain any elements.

### 2.2.23.3 Mapping Between Presented and Transmitted BSTRs

The mapping from the memory representation of a BSTR to the wire representation MUST be performed by setting the fields of **FLAGGED\_WORD\_BLOB** referred by the transmitted **BSTR** as specified below:

**cBytes:** MUST be set to the value of the presented **BSTR**'s length prefix, or 0xFFFFFFFF for a NULL presented **BSTR**.

**clSize:** MUST be half the value of **cBytes** rounded up, or 0 for a NULL presented **BSTR**.

**asData:** MUST contain exactly **clSize** elements, and MUST be filled from the contents of the data pointed to by the presented **BSTR**.

The mapping from the transmitted **BSTR** to the presented **BSTR** MUST be performed as follows:

- The length prefix MUST be set to the value of the **cBytes** field of the transmitted **BSTR**'s **FLAGGED\_WORD\_BLOB**.
- The data pointed to by the presented BSTR MUST be set to the contents of the **asData** field of the transmitted **BSTR**'s **FLAGGED\_WORD\_BLOB**.

### 2.2.24 CURRENCY

The CURRENCY type specifies currency information. It is represented as an 8-byte integer, scaled by 10,000, to give a fixed-point number with 15 digits to the left of the decimal point, and four digits to the right. This representation provides a range of 922337203685477.5807 to -922337203685477.5808. For example, \$5.25 is stored as the value 52500.

```
typedef struct tagCY {  
    __int64 int64;  
} CURRENCY;
```

### 2.2.25 DATE

~~The DATE structure~~ is a type that specifies date and time information. It is represented as an 8-byte floating-point number.

This type is declared as follows:

```
typedef double DATE;
```

The date information is represented by whole-number increments, starting with December 30, 1899 midnight as time zero. The time information is represented by the fraction of a day since the preceding midnight. For example, 6:00 A.M. on January 4, 1900 would be represented by the value 5.25 (5 and 1/4 of a day past December 30, 1899).

## 2.2.26 DECIMAL

The DECIMAL structure specifies a sign and scale for a number. Decimal variables are represented as 96-bit unsigned integers that are scaled by a variable power of 10.

```
typedef struct tagDEC {  
    WORD wReserved;  
    BYTE scale;  
    BYTE sign;  
    ULONG Hi32;  
    ULLONGLONG Lo64;  
} DECIMAL;
```

**wReserved:** MUST be set to 0 and MUST be ignored by the recipient.

**scale:** MUST be the power of 10 by which to divide the 96-bit integer represented by  $Hi32 * 2^{64} + Lo64$ . The value MUST be in the range of 0 to 28, inclusive.

Value	Meaning
0 – 28	Order of magnitude of the decimal number.

**sign:** MUST equal one of the following values.

Value	Meaning
0	The decimal contains a positive value.
0x80	The decimal contains a negative value.

**Hi32:** MUST be the high 32 bits of the 96-bit integer that is scaled and signed to represent the final DECIMAL value.

**Lo64:** MUST be the low 64 bits of the 96-bit integer that is scaled and signed to represent the final DECIMAL value.

## 2.2.27 VARIANT\_BOOL

The VARIANT\_BOOL type specifies Boolean values.

This type is declared as follows:

```
typedef short VARIANT_BOOL;
```

The values MUST be defined as:

Value	Meaning
VARIANT_TRUE 0xFFFF	MUST indicate a Boolean value of TRUE.
VARIANT_FALSE 0x0000	MUST indicate a Boolean value of FALSE.

## 2.2.28 User-Defined Data Types and BRECORD

### 2.2.28.1 User-Defined Data Types

The OLE Automation Protocol supports the specification of UDTs, in the form of structures of related data elements. The data elements MUST consist of scalar and OLE automation types. The structure is considered to be a single type and is referred to as a UDT.

In the IDL, a UDT MUST be identified by the `uuid` attribute (see section 2.2.49.2). The GUID from this attribute MUST uniquely identify the UDT.

A UDT MUST be specified or referenced from an automation scope (see section 2.2.49.2). For more information about the wire representation of the UDT, see sections 2.2.31 and 2.2.49.2.

### 2.2.28.2 BRECORD

A BRECORD is the type used for the representation of UDTs on the wire.

#### 2.2.28.2.1 `_wireBRECORD`

The `_wireBRECORD` structure is the wire representation of a collection of UDTs of the same type. This representation MUST be used when the UDTs appear inside a SAFEARRAY (section 2.2.30.10) or inside a VARIANT (section 2.2.29.2). Otherwise, the UDTs MUST be NDR-marshaled as specified by their IDL. For more information, see [C706] section 14.

```
typedef struct _wireBRECORD {
    ULONG fFlags;
    ULONG clSize;
    MInterfacePointer* pRecInfo;
    [size_is(clSize)] byte* pRecord;
} wireBRECORDStr;
```

**fFlags:** MUST be 0 if `pRecord` is NULL. Otherwise, the value MUST be 1.

**clSize:** MUST be 0 if `pRecord` is NULL. Otherwise, the value MUST equal the size (in bytes) of the UDTs contained in `pRecord`, plus 4 bytes to account for the prefix contained in `pRecord`.

**pRecInfo:** MUST specify an `MInterfacePointer` that MUST contain an `OBJREF_CUSTOM` with a `CLSID` field set to `CLSID_RecordInfo` (1.9) and a `pObjectData` field that MUST contain a `RecordInfoData` binary large object (BLOB) (2.2.31). The `iid` field of the `OBJREF` portion of the structure MUST be set to `IID_IRRecordInfo` (1.9). An implementation MAY use this value as the IID of a local-only interface.<5>

**pRecord:** MUST be NULL if there are no UDTs. Otherwise, the value MUST contain the NDR-marshaled representation of the UDTs, prefixed by a 4-byte unsigned integer that specifies the size, in bytes. This integer MUST equal the value of `clSize`.

Data of this type MUST be marshaled as specified in [C706] section 14, with the exception that the fields **fFlags**, **clSize**, and the 4-byte prefix in **pRecord** MUST be marshaled by using a little-endian data representation, regardless of the data representation format label. For more information, see [C706] section 14.2.5.

### 2.2.28.2.2 BRECORD

The following is the type definition for the BRECORDER type.

This type is declared as follows:

```
typedef [unique] struct _wireBRECORDER* BRECORDER;
```

### 2.2.29 VARIANT

VARIANT is a container for a union that can hold many types of data.

#### 2.2.29.1 \_wireVARIANT

The \_wireVARIANT is a container for a union that in turn contains scalar and OLE Automation data types.

```
typedef struct _wireVARIANT {
    DWORD clSize;
    DWORD rpcReserved;
    USHORT vt;
    USHORT wReserved1;
    USHORT wReserved2;
    USHORT wReserved3;
    [switch_type(ULONG), switch_is(vt)]
    union {
        [case(VT_I8)]
            LONGLONG llVal;
        [case(VT_I4)]
            LONG lVal;
        [case(VT_UI1)]
            BYTE bVal;
        [case(VT_I2)]
            SHORT iVal;
        [case(VT_R4)]
            FLOAT fltVal;
        [case(VT_R8)]
            DOUBLE dblVal;
        [case(VT_BOOL)]
            VARIANT_BOOL boolVal;
        [case(VT_ERROR)]
            HRESULT scode;
        [case(VT_CY)]
            CURRENCY cyVal;
        [case(VT_DATE)]
            DATE date;
        [case(VT_BSTR)]
            BSTR bstrVal;
        [case(VT_UNKNOWN)]
            IUnknown* punkVal;
        [case(VT_DISPATCH)]
            IDispatch* pdispVal;
        [case(VT_ARRAY)]
            PSAFEARRAY parray;
        [case(VT_RECORD, VT_RECORD|VT_BYREF)]
            BRECORDER brecVal;
        [case(VT_UI1|VT_BYREF)]
            BYTE* pbVal;
    }
};
```



```

[case(VT_I2|VT_BYREF)]
    SHORT* piVal;
[case(VT_I4|VT_BYREF)]
    LONG* plVal;
[case(VT_I8|VT_BYREF)]
    LONGLONG* pllVal;
[case(VT_R4|VT_BYREF)]
    FLOAT* pfltVal;
[case(VT_R8|VT_BYREF)]
    DOUBLE* pdblVal;
[case(VT_BOOL|VT_BYREF)]
    VARIANT_BOOL* pboolVal;
[case(VT_ERROR|VT_BYREF)]
    HRESULT* pscode;
[case(VT_CY|VT_BYREF)]
    CURRENCY* pcyVal;
[case(VT_DATE|VT_BYREF)]
    DATE* pdate;
[case(VT_BSTR|VT_BYREF)]
    BSTR* pbstrVal;
[case(VT_UNKNOWN|VT_BYREF)]
    IUnknown** ppunkVal;
[case(VT_DISPATCH|VT_BYREF)]
    IDispatch** ppdispVal;
[case(VT_ARRAY|VT_BYREF)]
    PSAFEARRAY* ppararray;
[case(VT_VARIANT|VT_BYREF)]
    VARIANT* pvarVal;
[case(VT_I1)]
    CHAR cVal;
[case(VT_UI2)]
    USHORT uiVal;
[case(VT_UI4)]
    ULONG ulVal;
[case(VT_UI8)]
    ULONGLONG ullVal;
[case(VT_INT)]
    INT intVal;
[case(VT_UINT)]
    UINT uintVal;
[case(VT_DECIMAL)]
    DECIMAL decVal;
[case(VT_I1|VT_BYREF)]
    CHAR* pcVal;
[case(VT_UI2|VT_BYREF)]
    USHORT* puiVal;
[case(VT_UI4|VT_BYREF)]
    ULONG* pulVal;
[case(VT_UI8|VT_BYREF)]
    ULONGLONG* pullVal;
[case(VT_INT|VT_BYREF)]
    INT* pintVal;
[case(VT_UINT|VT_BYREF)]
    UINT* puintVal;
[case(VT_DECIMAL|VT_BYREF)]
    DECIMAL* pdecVal;
[case(VT_EMPTY)]
    ;
[case(VT_NULL)]
    ;
} _varUnion;
} wireVARIANTStr;

```

**cbSize:** MUST be set to the size, in quad words (64 bits), of the structure.

**rpcReserved:** MUST be set to 0 and MUST be ignored by the recipient.

**vt:** MUST be set to one of the values specified with a "V" in the Context column of the table in section 2.2.7.

**wReserved1:** MAY be set to 0 and MUST be ignored by the recipient.<6>

**wReserved2:** MAY be set to 0 and MUST be ignored by the recipient.<7>

**wReserved3:** MAY be set to 0 and MUST be ignored by the recipient.<8>

**\_varUnion:** MUST contain an instance of the type, according to the value in the **vt** field.

Data of this type MUST be marshaled as specified in [C706] section 14, with the following additional restrictions.

- All fields except **\_varUnion** MUST be marshaled using a little-endian data representation, regardless of the data representation format label. For more information, see [C706] section 14.2.5.
- If the **vt** field has the flag VT\_ARRAY set, then **\_varUnion** MUST be marshaled according to 2.2.30.
- If the **vt** field has the flags VT\_UNKNOWN or VT\_DISPATCH set, then **\_varUnion** MUST be marshaled according to [MS-DCOM] section 1.3.2.
- If the **vt** field has the flag VT\_RECORD set, then **\_varUnion** field MUST be marshaled according to 2.2.28.
- If the **vt** field has the flag VT\_BSTR set, then **\_varUnion** MUST be marshaled according to 2.2.23.
- If none of the preceding flags is specified in the **vt** field, the **\_varUnion** field MUST be marshaled by using a little-endian data representation, regardless of the data representation format label.

## 2.2.29.2 VARIANT

The VARIANT type is defined as follows. Also, the definitions of the VARIANT data type provided in this section correspond to the wire formats of these data types.<9>

This type is declared as follows:

```
typedef [unique] struct _wireVARIANT* VARIANT;
```

## 2.2.30 SAFEARRAY

A SAFEARRAY specifies a multidimensional array of OLE Automation types.

### 2.2.30.1 SAFEARRAYBOUND

The SAFEARRAYBOUND structure specifies the bounds of one dimension of a SAFEARRAY.

```
typedef struct tagSAFEARRAYBOUND {  
    ULONG cElements;  
    LONG lLbound;  
} SAFEARRAYBOUND,  
*LPSAFEARRAYBOUND;
```

**cElements:** MUST be set to the number of elements in the current dimension. MUST be nonzero.

**ILbound:** MUST be set to the lower bound of the current dimension.

Data of this type MUST be marshaled as specified in [C706] section 14, except that it MUST be marshaled by using a little-endian data representation, regardless of the data representation format label. For more information, see [C706] section 14.2.5.

### 2.2.30.2 SAFEARR\_BSTR

The SAFEARR\_BSTR structure specifies an array of BSTRs (see section 2.2.23).

```
typedef struct _wireSAFEARR_BSTR {
    ULONG Size;
    [size_is(Size), ref] BSTR* aBstr;
} SAFEARR_BSTR;
```

**Size:** MUST be set to the total number of elements in the array.

**aBstr:** MUST be an array of BSTRs (see section 2.2.23).

Data of this type MUST be marshaled as specified in [C706] section 14, with the exception that it MUST be marshaled by using a little-endian data representation, regardless of the data representation format label. For more information, see [C706] section 14.2.5.

### 2.2.30.3 SAFEARR\_UNKNOWN

The SAFEARR\_UNKNOWN structure specifies an array of MInterfacePointers elements (see [MS-DCOM] section 2.2.14) whose IPID is IID\_IUnknown (see section 1.9).

```
typedef struct _wireSAFEARR_UNKNOWN {
    ULONG Size;
    [size_is(Size), ref] IUnknown** apUnknown;
} SAFEARR_UNKNOWN;
```

**Size:** MUST be set to the total number of elements in the array.

**apUnknown:** MUST be an array of MInterfacePointer (see [MS-DCOM], section 2.2.1.10). The iid field in the **OBJREF** MUST be IID\_IUnknown (see section 1.9).

The **Size** field of this type MUST be marshaled as specified in [C706] section 14, with the exception that it MUST be marshaled by using a little-endian data representation, regardless of the data representation format label. For more information, see [C706] section 14.2.5.

### 2.2.30.4 SAFEARR\_DISPATCH

The SAFEARR\_DISPATCH structure specifies an array of MInterfacePointer elements (see [MS-DCOM] section 2.2.14) whose IPID is IID\_IDispatch (see section 1.9).

```
typedef struct _wireSAFEARR_DISPATCH {
    ULONG Size;
    [size_is(Size), ref] IDispatch** apDispatch;
} SAFEARR_DISPATCH;
```

**Size:** MUST be set to the total number of elements in the array.

**apDispatch:** MUST be an array of MInterfacePointer elements (see [MS-DCOM] section 2.2.14). The **iid** field in the **OBJREF** MUST be IID\_IDispatch (see section 1.9).

The **Size** field of this type MUST be marshaled as specified in [C706] section 14, with the exception that it MUST be marshaled by using a little-endian data representation, regardless of the data representation format label. For more information, see [C706] section 14.2.5.

### 2.2.30.5 SAFEARR\_VARIANT

The SAFEARR\_VARIANT structure specifies an array of VARIANT types.

```
typedef struct _wireSAFEARR_VARIANT {
    ULONG Size;
    [size_is(Size), ref] VARIANT* aVariant;
} SAFEARR_VARIANT;
```

**Size:** MUST be set to the total number of elements in the array. MUST be nonzero.

**aVariant:** MUST be an array of VARIANT types. For more information, see section 2.2.29.2.

The **Size** field of this type MUST be marshaled as specified in [C706] section 14, with the exception that it MUST be marshaled by using a little-endian data representation, regardless of the data representation format label. For more information, see [C706] section 14.2.5.

### 2.2.30.6 SAFEARR\_BRECORD

The SAFEARR\_BRECORD structure specifies an array of UDTs.

```
typedef struct _wireSAFEARR_BRECORD {
    ULONG Size;
    [size_is(Size), ref] BRECORD* aRecord;
} SAFEARR_BRECORD;
```

**Size:** The number of BRECORD elements in the aRecord array. This MUST be set to 1.

**aRecord:** MUST be the collection of UDTs as specified in BRECORD (see section 2.2.28.2).

The **Size** field of this type MUST be marshaled as specified in [C706] section 14, with the exception that it MUST be marshaled by using a little-endian data representation, regardless of the data representation format label. For more information, see [C706] section 14.2.5.

### 2.2.30.7 SAFEARR\_HAVEIID

The SAFEARR\_HAVEIID structure defines an array of MInterfacePointers (see [MS-DCOM] section 2.2.14

```
typedef struct _wireSAFEARR_HAVEIID {
    ULONG Size;
    [size_is(Size), ref] IUnknown** apUnknown;
    IID iid;
} SAFEARR_HAVEIID;
```

**Size:** MUST be set to the total number of elements in the array. This MUST be nonzero.

**apUnknown:** MUST be an array of MInterfacePointer elements. The OBJREF **iid** field MUST be the same as the value of the **iid**.

**iid:** MUST specify the IID of each of the elements in the SAFEARRAY.

The **Size** and **iid** fields of this type MUST be marshaled as specified in [C706] section 14, with the exception that it MUST be marshaled by using a little-endian data representation, regardless of the data representation format label. For more information, see [C706] section 14.2.5.

### 2.2.30.8 Scalar-Sized Arrays

The following four types represent byte-sized, short-sized, long-sized, and hyper-sized arrays.

#### 2.2.30.8.1 BYTE\_SIZEDARR

The BYTE\_SIZEDARR structure specifies a BYTE array.

```
typedef struct _BYTE_SIZEDARR {
    unsigned long clSize;
    [size_is(clSize)] byte* pData;
} BYTE_SIZEDARR;
```

**clSize:** MUST be set to the total number of elements in the array. This MUST be nonzero.

**pData:** MUST be an array of BYTEs.

Data of this type MUST be marshaled as specified in [C706] section 14, with the exception that it MUST be marshaled by using a little-endian data representation, regardless of the data representation format label. For more information, see [C706] section 14.2.5.

#### 2.2.30.8.2 WORD\_SIZEDARR

The WORD\_SIZEDARR structure defines an array of unsigned 16-bit integers.

```
typedef struct _SHORT_SIZEDARR {
    unsigned long clSize;
    [size_is(clSize)] unsigned short* pData;
} WORD_SIZEDARR;
```

**clSize:** MUST be set to the total number of elements in the array. This MUST be nonzero.

**pData:** MUST be an array of WORD elements.

Data of this type MUST be marshaled as specified in [C706] section 14, with the exception that it MUST be marshaled by using a little-endian data representation, regardless of the data representation format label. For more information, see [C706] section 14.2.5.

#### 2.2.30.8.3 DWORD\_SIZEDARR

The DWORD\_SIZEDARR structure defines an array of unsigned 32-bit integers.

```
typedef struct _LONG_SIZEDARR {
    unsigned long clSize;
    [size_is(clSize)] unsigned long* pData;
} DWORD_SIZEDARR;
```

**clSize:** MUST be set to the number of elements within the array. This MUST be nonzero.

**pData:** MUST be an array of DWORD elements.

Data of this type MUST be marshaled as specified in [C706] section 14, with the exception that it MUST be marshaled by using a little-endian data representation, regardless of the data representation format label. For more information, see [C706] section 14.2.5.

#### 2.2.30.8.4 HYPER\_SIZEDARR

The HYPER\_SIZEDARR structure defines an array of 64-bit integers.

```
typedef struct _HYPER_SIZEDARR {
    unsigned long clSize;
    [size_is(clSize)] hyper* pData;
} HYPER_SIZEDARR;
```

**clSize:** MUST be set to the total number of elements in the array. This MUST be nonzero.

**pData:** MUST be an array of hyper elements.

Data of this type MUST be marshaled as specified in [C706] section 14, with the exception that it MUST be marshaled by using a little-endian data representation, regardless of the data representation format label. For more information, see [C706] section 14.2.5.

#### 2.2.30.9 SAFEARRAYUNION

The SAFEARRAYUNION union defines the mapping between the discriminant value and the contained array data.

```
typedef
union _wireSAFEARRAY_UNION switch(unsigned long sfType) u {
    case SF_BSTR : SAFEARR_BSTR BstrStr;
    case SF_UNKNOWN : SAFEARR_UNKNOWN UnknownStr;
    case SF_DISPATCH : SAFEARR_DISPATCH DispatchStr;
    case SF_VARIANT : SAFEARR_VARIANT VariantStr;
    case SF_RECORD : SAFEARR_RECORD RecordStr;
    case SF_HAVEIID : SAFEARR_HAVEIID HaveIIDStr;
    case SF_I1 : BYTE_SIZEDARR ByteStr;
    case SF_I2 : WORD_SIZEDARR WordStr;
    case SF_I4 : DWORD_SIZEDARR LongStr;
    case SF_I8 : HYPER_SIZEDARR HyperStr;
} SAFEARRAYUNION;
```

**\_wireSAFEARRAY\_UNION:** MUST contain an instance of the type, according to the value of the union discriminant.

The **sfType** field MUST be marshaled as specified in [C706] section 14, with the exception that it MUST be marshaled by using a little-endian data representation, regardless of the data representation format label. For more information, see [C706] section 14.2.5.

#### 2.2.30.10 SAFEARRAY

The SAFEARRAY structure defines a multidimensional array of OLE automation types. The definitions of SAFEARRAY data types provided in this section correspond to the wire formats of these data types.<10>

```
typedef[unique]
struct _wireSAFEARRAY {
    USHORT cDims;
    USHORT fFeatures;
```

```

    ULONG cbElements;
    ULONG cLocks;
    SAFEARRAYUNION uArrayStructs;
    [size_is(cDims)] SAFEARRAYBOUND rgsabound[];
} *SAFEARRAY;

```

**cDims:** MUST be set to the number of dimensions of the array. cDims MUST NOT be set to 0.

**fFeatures:** MUST be set to a combination of the bit flags specified in section 2.2.9.

**cbElements:** MUST be set to the size, in bytes, of an element in the SAFEARRAY, as specified in the table in section 2.2.8.

**cLocks:** If the **fFeatures** field contains FADF\_HAVEVARTYPE (see section 2.2.9), the **cLocks** field MUST contain a VARIANT (section 2.2.7) type constant in its high word that specifies the type of the elements in the array. Otherwise, the high word of the **cLocks** field MUST be set to 0.

The low word of the **cLocks** field MAY<11> be set to an implementation-specific value, and MUST be ignored on receipt.

**uArrayStructs:** MUST be a SAFEARRAYUNION (section 2.2.30.9).

**rgsabound:** MUST contain an array of bounds, specifying the shape of the array. This array MUST be represented in reverse order. That is, for an array [0:5][0:2][0:10], the bounds would be represented as (10, 0), (2, 0), (5, 0).

The following consistency statements MUST hold, where **sfType** is the discriminant field in the SAFEARRAYUNION data member.

If sfType equals	fFeatures MUST be set to
SF_HAVEIID	FADF_UNKNOWN   FADF_HAVEIID or FADF_DISPATCH   FADF_HAVEIID
SF_BSTR	FADF_BSTR or FADF_BSTR   FADF_HAVEVARTYPE
SF_UNKNOWN	FADF_UNKNOWN or FADF_UNKNOWN   FADF_HAVEVARTYPE or FADF_UNKNOWN   FADF_HAVEIID
SF_DISPATCH	FADF_DISPATCH or FADF_DISPATCH   FADF_HAVEVARTYPE or FADF_DISPATCH   FADF_HAVEIID
SF_VARIANT	FADF_VARIANT or FADF_VARIANT   FADF_HAVEVARTYPE
SF_RECORD	FADF_RECORD

If **fFeatures** field specifies FADF\_HAVEVARTYPE, the following additional statements MUST hold, where **vt** is the high word of the **cLocks** field.

If vt (the high word of cLocks) equals	sfType MUST be set to
VT_I1 VT_UI1	SF_I1
VT_I2	SF_I2

If vt (the high word of cLocks) equals	sfType MUST be set to
VT_UI2 VT_BOOL	
VT_ERROR VT_I4 VT_UI4 VT_R4 VT_INT VT_UINT	SF_I4
VT_I8 VT_UI8 VT_R8 VT_CY VT_DATE	SF_I8
VT_BSTR	SF_BSTR
VT_VARIANT	SF_VARIANT
VT_UNKNOWN	SF_UNKNOWN or SF_HAVEIID
VT_DISPATCH	SF_DISPATCH or SF_HAVEIID
VT_RECORD	SF_RECORD

In addition, the type of **vt** MUST NOT equal VT\_DECIMAL.

If any of the consistency checks fail, the protocol implementation SHOULD<12>

Data of this type MUST be marshaled as specified in [C706] section 14, with the exception that it MUST be marshaled by using a little-endian data representation, regardless of the data representation format label. For more information, see [C706] section 14.2.5.

### 2.2.31 RecordInfoData

~~This~~The **RecordInfoData** structure specifies information that is needed to identify the definition of a UDT, such as the GUID and version of the automation scope that defines the UDT, and the GUID of the type itself.

```
typedef struct tagRecordInfo {
    GUID libraryGuid;
    DWORD verMajor;
    GUID recGuid;
    DWORD verMinor;
    DWORD Lcid;
} RecordInfo;
```

**libraryGuid:** MUST be set to a GUID that identifies the IDL automation scope of the UDT (see section 2.2.49.2).

**verMajor:** MUST be set to the major version of the UDT automation scope (see section 2.2.49.2).

**recGuid:** MUST be set to the GUID of the UDT.

**verMinor:** MUST be set to the minor version of the UDT's automation scope (see section 2.2.49.2).



**Lcid:** MUST be set to the locale ID of the UDT's automation scope (see section 2.2.49.2).

RecordInfoData structures allow a client and a server to fully specify the identity of the UDT type being marshaled in the containing BRECORDER (section 2.2.28.2). The client and the server MUST be able to reference the same type definition, by sharing through an unspecified mechanism a consistent view of the IDL automation scope of the UDT. <13>

Data of this type MUST be marshaled as specified in [C706] section 14, with the exception that it MUST be marshaled by using a little-endian data representation, regardless of the data representation format label. For more information, see [C706] section 14.2.5.

## 2.2.32 DISPID

The DISPID is used by IDispatch::Invoke to identify methods, properties, and **named arguments**.

This type is declared as follows:

```
typedef LONG DISPID;
```

The DISPID values associated with methods, properties, and named arguments are retrieved as specified in section 3.1.4.3.

### 2.2.32.1 Reserved DISPIDs

The following DISPIDs are defined by the OLE Automation Protocol, as specified in [MS-OAUT]. These DISPIDs are reserved and are meant to provide common, well-known DISPIDs associated with methods that have similar semantics across all automation server implementations. When an automation server needs to provide access to methods or properties that have specific semantics that map to one from the set below, they SHOULD use the DISPIDs specified in the following table.

Constant/value	Description
DISPID_VALUE 0	This MUST designate the default member for the object. The default member is the member that best represents the automation server.
DISPID_UNKNOWN -1	The value MUST be returned by GetIDsOfNames (see section 3.1.4.3) to indicate that a member or parameter name was not found.
DISPID_PROPERTYPUT -3	This MUST designate the parameter that receives the value of an assignment in a DISPATCH PROPERTYPUT or DISPATCH PROPERTYPUTREF invocation (see section 3.1.4.4).
DISPID_NEWENUM -4	This MUST designate the DISPID associated with a _NewEnum method that MUST have the following signature.  <pre>HRESULT _NewEnum([out,retval] IEnumVARIANT** ppenum); OR: HRESULT _NewEnum([out,retval] IUnknown** ppenum);</pre> For more information about IEnumVARIANT, see section 3.3.

### 2.2.33 DISPPARAMS

The DISPPARAMS structure is used by the Invoke method (see section 3.1.4.4) to contain the arguments passed to a method or property.

```
typedef struct tagDISPPARAMS {
    [size_is(cArgs)] VARIANT* rgvarg;
    [size_is(cNamedArgs)] DISPID* rgdispIdNamedArgs;
    UINT cArgs;
    UINT cNamedArgs;
} DISPPARAMS;
```

**rgvarg:** MUST be the array of arguments passed to the method or property call.

**rgdispIdNamedArgs:** MUST be the array of DISPIDs corresponding to the named arguments (see section 3.1.4.4).

**cArgs:** MUST equal the number of arguments passed to the method.

**cNamedArgs:** MUST equal the number of named arguments passed to the method. This value MUST be less than or equal to the value of **cArgs**.

The arguments passed in DISPPARAMS MUST be stored as specified in section 3.1.4.4.2.

### 2.2.34 EXCEPINFO

The EXCEPINFO structure is filled in by an automation server to describe an exception that occurred during a call to Invoke (as specified in section 3.1.4.4). If no exception occurred, the server MUST set both wCode and sCode to 0.

```
typedef struct tagEXCEPINFO {
    WORD wCode;
    WORD wReserved;
    BSTR bstrSource;
    BSTR bstrDescription;
    BSTR bstrHelpFile;
    DWORD dwHelpContext;
    ULONG_PTR pvReserved;
    ULONG_PTR pfnDeferredFillIn;
    HRESULT sCode;
} EXCEPINFO;
```

**wCode:** An implementation-specific<14> value that identifies an error.

Value	Meaning
0	The value MUST be zero for either of the following conditions: <ul style="list-style-type: none"><li>This field does not contain an error code.</li><li>The value in the <b>sCode</b> field is nonzero.</li></ul>
1000 < value	Implementation-specific error values MUST be greater than 1000.

**wReserved:** MUST be set to 0, and MUST be ignored on receipt.

**bstrSource:** MUST<15> be set to an implementation-specific string that identifies the source of the exception.

**bstrDescription:** MUST<16> be set to an implementation-specific string, or to a NULL BSTR if no description is available.

**bstrHelpFile:** MUST<17> be set to an implementation-specific string, or to a NULL BSTR if no help is available.

**dwHelpContext:** MUST<18> be set to an implementation-specific integer. If **bstrHelpFile** is NULL, this field MUST be set to 0, and MUST be ignored on receipt.

**pvReserved:** MUST be set to NULL, and MUST be ignored on receipt.

**pfnDeferredFillIn:** MAY be set to NULL, and MUST be ignored on receipt.<19>

**scode:** MUST be set to a failure HRESULT that describes the error, or to 0 to indicate that it does not contain an error code. If **wCode** is nonzero, this field MUST be set to 0.

## 2.2.35 MEMBERID

A MEMBERID [type](#) is a 32-bit value that identifies a data or method member of a type.

This type is declared as follows:

```
typedef DISPID MEMBERID;
```

The MEMBERID of an IDispatch interface MUST be the same as its DISPID.

A type MUST NOT have more than one member with the same MEMBERID, unless the members are accessor methods for the same property. A property accessor methods with the same name and MEMBERID MUST specify different INVOKEKIND constant values, as specified in section 2.2.14.

### 2.2.35.1 Reserved MEMBERIDs

The following MEMBERIDs are defined by the OLE Automation Protocol. These MEMBERIDs are reserved and are meant to provide common, well-known MEMBERIDs that are associated with methods that have similar semantics across all automation server implementations. When an automation server needs to provide MEMBERID references that have specific semantics that map to one from the set below, they MUST use the MEMBERIDs specified in the following table.

Constant/value	Description
MEMBERID_NIL -1	This MUST designate the containing type in a context where it is also possible to refer to elements in its method or data member tables.
MEMBERID_DEFAULTINST -2	This MUST designate an appobject coclass in a context where it is also possible to refer to members of its default nonsource interface (as specified in 2.2.49.8).

## 2.2.36 HREFTYPE

An HREFTYPE is a 32-bit value that an automation type library server uses as a handle to associate a type that is defined or referenced in its automation scope with an instance of an **automation type description** server.

This type is declared as follows:

```
typedef DWORD HREFTYPE;
```

### 2.2.37 TYPEDESC

The TYPEDESC structure is used in the ARRAYDESC, ELEMDESC, and TYPEATTR structures to identify and describe the type of a data member, the return type of a method, or the type of a method parameter.

```
typedef struct tagTYPEDESC {
    [switch_type(USHORT), switch_is(vt)]
    union {
        [case(VT_PTR, VT_SAFEARRAY)]
        struct _tagTYPEDESC* lptdesc;
        [case(VT_CARRAY)]
        struct _tagARRAYDESC* lpadesc;
        [case(VT_USERDEFINED)]
        HREFTYPE hreftype;
        [default]
        ;
    } _tdUnion;
    USHORT vt;
} TYPEDESC;
```

**\_tdUnion:** MUST contain an instance of the type, according to the VARENUM value provided in the **vt** field.

**lptdesc:** MUST refer to a TYPEDESC that specifies the element type. If the ELEMDESC is contained in a VARDESC that describes an appobject coclass, the TYPEDESC MUST specify the type of the coclass.

**lpadesc:** MUST refer to an ARRAYDESC that describes a fixed-length array.

**hreftype:** MUST be set to an HREFTYPE that identifies the UDT (see section 2.2.28).

**vt:** MUST be set to one of the values that are specified as available to a TYPEDESC and identified with a "T" in the Context column of the table in 2.2.7. MUST be set to VT\_PTR if the ELEMDESC is contained in a VARDESC that describes an appobject coclass, as specified in section 2.2.49.8.

### 2.2.38 ARRAYDESC

The ARRAYDESC structure is used in a TYPEDESC structure to specify the dimensions of an array and the type of its elements.

```
typedef struct tagARRAYDESC {
    TYPEDESC tdescElem;
    USHORT cDims;
    [size_is(cDims)] SAFEARRAYBOUND rgbounds[];
} ARRAYDESC;
```

**tdescElem:** MUST contain a TYPEDESC that specifies the type of the elements in the array as specified in section 2.2.37.

**cDims:** MUST be set to the number of dimensions in the array.

**rgbounds:** MUST refer to a SAFEARRAYBOUND that specifies the maximum index value for each dimension of the array, as specified in section 2.2.30.1.

### 2.2.39 PARAMDESCEX

The PARAMDESCEX structure is used in a PARAMDESC (section 2.2.40) structure to specify information about the default value of a parameter.

```
typedef struct tagPARAMDESCEX {
    ULONG cBytes;
    VARIANT varDefaultValue;
} PARAMDESCEX;
```

**cBytes:** MUST be set to an implementation-specific value. <20>

**varDefaultValue:** MUST contain a VARIANT that specifies the default value of the parameter.

### 2.2.40 PARAMDESC

The PARAMDESC structure is used in an ELEMDESC (section 2.2.41) structure to specify the features of a method parameter.

```
typedef struct tagPARAMDESC {
    PARAMDESCEX* pparamdescex;
    USHORT wParamFlags;
} PARAMDESC;
```

**pparamdescex:** MUST refer to a PARAMDESCEX structure that specifies the default value of the parameter if the PARAMFLAG\_FHASDEFAULT flag is set in the **wParamFlags** field. MUST be set to NULL otherwise.

**wParamFlags:** MUST be set to a combination of the PARAMFLAG (section 2.2.15) bit flags if the PARAMDESC belongs to an element of the lprgelemdescParam array in a FUNCDESC (section 2.2.42) structure. MUST be set to 0 otherwise.

### 2.2.41 ELEMDESC

The ELEMDESC structure is used in the FUNCDESC (section 2.2.42) and VARDESC (section 2.2.43) structures to describe a member of a structure, a parameter, or the return value of a method.

```
typedef struct tagELEMDESC {
    TYPEDESC tdesc;
    PARAMDESC paramdesc;
} ELEMDESC;
```

**tdesc:** MUST contain a TYPEDESC (section 2.2.37) that describes the element, parameter, or return value.

**paramdesc:** MUST contain a PARAMDESC that has the values as specified in section 2.2.40, if the ELEMDESC is a member of the lprgelemdescParam array in a FUNCDESC (section 2.2.42) structure. Otherwise, it MUST contain a PARAMDESC that has the data fields pparamdescex and wParamFlags set to NULL and 0 respectively.

### 2.2.42 FUNCDESC

The FUNCDESC structure is used by an ITypeComp server or ITypeInfo server to describe a method, as specified in sections 3.5.4.1 and 3.7.4.3.

```

typedef struct tagFUNCDESC {
    MEMBERID memid;
    [size_is(cReserved2)] SCODE* lReserved1;
    [size_is(cParams)] ELEMDESC* lprgelemdescParam;
    FUNCKIND funckind;
    INVOKEKIND invkind;
    CALLCONV callconv;
    SHORT cParams;
    SHORT cParamsOpt;
    SHORT oVft;
    SHORT cReserved2;
    ELEMDESC elemdescFunc;
    WORD wFuncFlags;
} FUNCDESC,
*LPFUNCDESC;

```

**memid:** MUST be set to the MEMBERID (section 2.2.35) of the method.

**lReserved1:** MUST be set to 0 and ignored on receipt. An **HRESULT** value is closely related, or identical to an SCODE.

**lprgelemdescParam:** MUST refer to an array of ELEMDESC that contains one entry for each element in the method's parameter table.

The lprgelemdescParam array MUST NOT include parameters that are declared with the [lcid] or [retval] attributes if the value of funckind is FUNC\_DISPATCH (as specified in section 3.1.4.4.2).

**funckind:** MUST be set to one of the values of the FUNCKIND (section 2.2.12) enumeration.

**invkind:** MUST be set to one of the values of the INVOKEKIND (section 2.2.14) enumeration.

**callconv:** MUST be set to one of the values of the CALLCONV (section 2.2.10) enumeration.

**cParams:** MUST be set to the length of the lprgelemdescParam array.

**cParamsOpt:** SHOULD be set to the number of optional VARIANT parameters<21>. MUST be set to -1 if the method was declared with the [vararg] attribute. Otherwise, MUST be set to 0.

**oVft:** MUST be set to either 0 or to the **opnum** of the interface method multiplied by the system pointer size value (as specified in sections 2.2.44 and 3.11.1).

**cReserved2:** MUST be set to 0, and ignored on receipt.

**elemdescFunc:** MUST contain an ELEMDESC that specifies the return type of the method, as specified in section 2.2.41.

**wFuncFlags:** MUST be set to a combination of the FUNCFLAGS bit flags (as specified in section 2.2.11), or set to 0.

## 2.2.43 VARDESC

The VARDESC structure is used by an ITypeInfo server or ITypeComp server to describe a data member, constant, or ODL dispinterface property, as specified in sections 3.5.4.1 and 3.7.4.4.

```

typedef struct tagVARDESC {
    MEMBERID memid;
    LPOLESTR lpstrReserved;
    [switch_type(VARKIND), switch_is(varkind)]
    union {
        [case(VAR_PERINSTANCE, VAR_DISPATCH, VAR_STATIC)]
        ULONG oInst;
    };
};

```

```

        [case (VAR_CONST)]
        VARIANT* lpVarValuelpvarValue;
    } _vdUnion;
    ELEMDESC elemdescVar;
    WORD wVarFlags;
    VARKIND varkind;
} VARDESC,
*LPVARDESC;

```

**memid:** MUST be set to the MEMBERID (section 2.2.35) of the data member, the constant, or the ODL dispinterface property. MUST be set to MEMBERID\_DEFAULTINST if the VARDESC describes an appobject coclass, as specified in section 2.2.49.8.

**lpstrReserved:** MUST be set to NULL, and MUST be ignored by the recipient.

**\_vdUnion:** MUST be set to an instance of the type, according to the value in the **varkind** field.

**oInst:**

- VAR\_PERINSTANCE: MUST be set to an implementation-specific value<22>
- VAR\_DISPATCH: MUST be set to 0.
- VAR\_STATIC: MUST be set to 0.

**lpVarValue:** MUST be set to a reference to a VARIANT that specifies the value of the constant.

**elemdescVar:** MUST contain an ELEMDESC that describes the data member, constant, or ODL dispinterface property and its type, as specified in section 2.2.41.

**wVarFlags:** MUST be set to a combination of the VARFLAGS bit flags (as specified in 2.2.18), or set to 0. MUST be set to 0 if the VARDESC describes an appobject coclass, as specified in section 2.2.49.8.

**varkind:** MUST be set to a value of the VARKIND enumeration. MUST be set to VAR\_STATIC if the VARDESC describes an appobject coclass, as specified in section 2.2.49.8.

## 2.2.44 TYPEATTR

The TYPEATTR structure is used by an ITypeInfo server to describe a type, as specified in section 3.7.4.1.

```

typedef struct tagTYPEATTR {
    GUID guid;
    LCID lcid;
    DWORD dwReserved1;
    DWORD dwReserved2;
    DWORD dwReserved3;
    LPOLESTR lpstrReserved4;
    ULONG cbSizeInstance;
    TYPEKIND typeKindtypekind;
    WORD cFuncs;
    WORD cVars;
    WORD cImplTypes;
    WORD cbSizeVft;
    WORD cbAlignment;
    WORD wTypeFlags;
    WORD wMajorVerNum;
    WORD wMinorVerNum;
    TYPEDESC tdescAlias;
    DWORD dwReserved5;
    WORD dwReserved6dwReserved6;
} TYPEATTR,

```

\*LPCTSTR;

**guid:** MUST be set to the GUID that is associated with the type, or to IID\_NULL, if the type was not declared with the [uuid] attribute (see section 2.2.49.2).

**lcid:** MUST be set to the locale ID of the type's member names and documentation strings (see section 2.2.49.2).

**dwReserved1:** MUST be set to 0, and MUST be ignored on receipt.

**dwReserved2:** MUST be set to -1, and MUST be ignored on receipt.

**dwReserved3:** MUST be set to -1, and MUST be ignored on receipt.

**lpstrReserved4:** MUST be set to NULL, and MUST be ignored on receipt.

**cbSizeInstance:** MUST be set to a value that is specified by the value of **typekind**.

Value of typekind	Value of cbSizeInstance
TKIND_COCLASS	MUST be set to the system pointer size (see section 3.7.1.2).
TKIND_DISPATCH	MUST be set to the system pointer size (see section 3.7.1.2).
TKIND_INTERFACE	MUST be set to the system pointer size (see section 3.7.1.2).
TKIND_MODULE	MUST be set to 2.
TKIND_ENUM	MUST be set to an implementation-specific value<23> that specifies the size of an integer.
TKIND_UNION	MUST be set to an implementation-specific value<24> that specifies the size of its largest element.
TKIND_RECORD	MUST be set to an implementation-specific value<25> that specifies the size in bytes, of the structure.
TKIND_ALIAS	MUST be set to an implementation-specific value<26> that specifies the size, in bytes, of the predefined type for which this type is an alias.

**typeKindtypekind:** MUST be set to a value of the TYPEKIND enumeration, as specified in section 2.2.17.

**cFuncs:** MUST be set to a value specified by the value of **typekind**.

Value of typekind	Value of cfuncs
TKIND_COCLASS	MUST be set to 0.
TKIND_DISPATCH	MUST be set to the number of elements in the dispatch method table, as specified in section 3.7.1.2.
TKIND_INTERFACE	MUST be set to the number of elements in the method table, as specified in section 3.7.1.2.
TKIND_MODULE	MUST be set to the number of elements in the method table, as specified in section 3.7.1.2.
TKIND_ENUM	MUST be set to 0.
TKIND_UNION	MUST be set to 0.
TKIND_RECORD	MUST be set to 0.



Value of typekind	Value of cfuncs
TKIND_ALIAS	MUST be set to 0.

**cVars:** MUST be set to the number of elements in the data member table, as specified in section 3.7.1.2.

**cImplTypes:** MUST be set to the number of elements in the interface table, as specified in section 3.7.1.2.

**cbSizeVft:** MUST be set to a value specified by the value of **typekind**.

Value of typekind	Value of cbSizeVft
TKIND_COCLASS	MUST be set to 0.
TKIND_DISPATCH	MUST be set to the system pointer size value (see section 2.2.45) multiplied by seven.
TKIND_INTERFACE	MUST be set to the system pointer size value multiplied by the number of methods that are defined by the interface and all its inherited interfaces.
TKIND_MODULE	MUST be set to 0.
TKIND_ENUM	MUST be set to 0.
TKIND_UNION	MUST be set to 0.
TKIND_RECORD	MUST be set to 0.
TKIND_ALIAS	MUST be set to 0.

**cbAlignment:** MUST be set to 0 or to an implementation-specific positive value. <27>

**wTypeFlags:** MUST be either a combination of the TYPEFLAGS bit flags that are specified in section 2.2.16, or 0.

**wMajorVerNum:** MUST be set to the major version number of the automation scope that is associated with the ITypeLib server, as specified in section 2.2.49.2.

**wMinorVerNum:** MUST be set to the minor version number of the automation scope that is associated with the ITypeLib server, as specified in section 2.2.49.2.

**tdescAlias:** MUST contain a TYPEDESC (section 2.2.37) that describes the predefined type for which this type is an alias, if **typekind** is set to TKIND\_ALIAS. Otherwise, MUST contain a TYPEDESC with the **vt** field set to VT\_EMPTY.

**dwReserved5:** MUST be set to 0, and MUST be ignored on receipt.

**dwReserved6wReserved6:** MUST be set to 0, and MUST be ignored on receipt.

## 2.2.45 TLIBATTR

The TLIBATTR structure is used to specify the attributes of an ITypeLib server, as specified in section 3.11.4.

```
typedef struct tagTLIBATTR {
    GUID guid;
    LCID lcid;
    SYSKIND syskind;
}
```

```

    unsigned short wMajorVerNum;
    unsigned short wMinorVerNum;
    unsigned short wLibFlags;
} TLIBATTR,
*LPTLIBATTR;

```

**guid:** MUST be set to the GUID of the automation scope that is associated with the ITypeLib server, as specified in section 2.2.49.1.

**lcid:** MUST be set to the **LCID** of the automation scope that is associated with the ITypeLib server, as specified in section 2.2.49.1.

**syskind:** MUST be set to a value of the SYSKIND enumeration, as specified in section 2.2.21.

The value of syskind specifies the system pointer-size value. If syskind is SYS\_WIN32, the system pointer-size value is 4. If syskind is SYS\_WIN64, the system pointer-size value is 8.

The system pointer-size value MUST be the size, in bytes, of the VT\_INT\_PTR and VT\_UINT\_PTR type variables created by the server (see section 2.2.7). It is used as a multiplier in the **oVft** field of a FUNCDESC (see section 2.2.42) and in the **cbSizeVft** field of a TYPEATTR (see section 2.2.44).

**wMajorVerNum:** MUST be set to the major version number of the automation scope that is associated with the ITypeLib server, as specified in section 2.2.49.2.

**wMinorVerNum:** MUST be set to the minor version number of the automation scope that is associated with the ITypeLib server, as specified in section 2.2.49.2.

**wLibFlags:** MUST be either a combination of the LIBFLAGS bit flags (as specified in section 2.2.20) or 0.

## 2.2.46 CUSTDATAITEM

The CUSTDATAITEM structure is used in a CUSTDATA structure to store custom data items, as specified in section 2.2.47.

```

typedef struct tagCUSTDATAITEM {
    GUID guid;
    VARIANT varValue;
} CUSTDATAITEM;

```

**guid:** MUST be set to the GUID associated with the custom data item that uses the [custom] attribute, as specified in section 2.2.49.5.1.

**varValue:** MUST be set to the value of the custom data item.

## 2.2.47 CUSTDATA

The CUSTDATA structure is used by an ITypeInfo2 server or ITypeLib2 server to retrieve custom data items, as specified in sections 3.9.4 and 3.13.4.

```

typedef struct tagCUSTDATA {
    DWORD cCustData;
    [size_is(cCustData)] CUSTDATAITEM* prgCustData;
} CUSTDATA;

```

**cCustData:** MUST be set to the number of custom data items in **prgCustData**.

**prgCustData:** MUST refer to an array of CUSTDATAITEM structures that contain custom data items, as specified in section 2.2.46.

## 2.2.48 SCORE

The SCORE data type is a 32-bit status value that is used to describe an error or warning.

This type is declared as follows:

```
typedef LONG SCORE;
```

On 32-bit platforms, the **SCORE** data type is the same as the HRESULT data type. On 16-bit platforms, an **SCORE** value is used to generate an HRESULT value.

For more information, see [SCORE].

## 2.2.49 IDL Syntax Extensions

Automation provides a number of IDL extensions that support a seamless integration of automation servers with generic automation clients, scripting languages, and various development environments. A client that uses automation type descriptions to examine the functionality provided by an automation type library or an automation server is an **automation type browser**.

This section specifies the automation types and the IDL attributes and statements that have an impact on the wire communication between an automation client and server. It also specifies the attributes and statements that allow a client to discover rich type information regarding the automation servers that it is calling.

The areas covered are:

- COM server categories and behaviors that can be described by the IDL extensions: **aggregatable servers**, connectable servers, and bindable servers.
- Automation-compatible types, which are relevant to marshaling the arguments as part of the call to IDispatch::Invoke (see section 3.1.4.4).
- Automation library scope, which provides context for marshaling UDTs (see sections 2.2.28 and 2.2.31).
- Automation DISPIDs, which provide the information needed for performing an automation call through IDispatch::Invoke (see section 3.1.4.4).
- Automation attributes and statements that specify a rich set of type information regarding an automation server (see sections 3.5 through 3.14).

The extensions to the IDL that are specified by the OLE Automation Protocol are derived from the now-obsolete Object Definition Language (ODL). The extensions take the following forms.

- A set of attributes that specify additional semantic meaning for the language element they decorate: version, lcid, oleautomation, dual, id, propget, propput, propputref, readonly, defaultvalue, optional, vararg, and retval.
- A set of statements that allow for additional information to be specified, or for an alternative way to define language elements. The statements are introduced by the following keywords: library, dispinterface, methods, and properties.
- A set of attributes that specify a rich group of properties of interest to the automation client: control, source, default, defaultvtable, bindable, defaultbind, immediatebind, displaybind,

requestedit, public, uidefault, restricted, hidden, nonbrowsable, helpcontext, helpfile, helpstring, helpstringcontext, helpstringdll, appobject, predeclid, aggregatable, defaultcollelem, licensed, proxy, noncreatable, nonextensible, custom, and replaceable.

- A statement that allows specifying an automation server coclass.

Extensions to the IDL syntax that support the OLE Automation Protocol are specified by using the Augmented Backus-Naur Form (ABNF) notation, as specified in [RFC4234] section 2.2.

The DCE 1.1: Remote Procedure Call, as specified in [C706], specifies the syntax for IDL by using an extended BNF notation. The following table specifies the DCE 1.1: Remote Procedure Call (as specified in [C706]), the production names referenced later, and the corresponding ABNF name as it will be used in this specification.

DCE 1.1: Remote Procedure Call production name	Equivalent ABNF production name
<Uuid_rep>	uuid-rep
<integer_const_exp>	integer-const-exp
<param_attribute>	param-attribute
<const_exp>	const-exp
<type_attribute>	type-attribute
<param_attribute>	param-attribute
<operation_attributes>	operation-attributes
<op_declarator>	op-declarator
<interface_attribute>	interface-attribute
<interface_attributes>	interface-attributes
<interface>	interface
<import>	import
<export>	export
<string>	string
<param_declarators>	param-declarators

In addition, the productions use LWSP as the linear whitespace production rpcidl-defined for any production defined in [C706] section 4, and "kw-KEYWORD" as the production for the case-sensitive keyword **KEYWORD**:

```

kw-aggregatable = %d97.103.103.114.101.103.97.116.97.98.108.101
kw-appobject = %d97.112.112.111.98.106.101.99.116
kw-bindable = %d98.105.110.100.97.98.108.101
kw-boolean = %d98.111.111.108.101.97.110
kw-BSTR = %d66.83.84.82
kw-cdecl = %d99.100.101.99.108
kw-char = %d99.104.97.114
kw-coclass = %d99.111.99.108.97.115.115
kw-const = %d99.111.110.115.116
kw-control = %d99.111.110.116.114.111.108
kw-CURRENCY = %d67.85.82.82.69.78.67.89
kw-custom = %d99.117.115.116.111.109
kw-DATE = %d68.65.84.69
kw-Decimal = %d68.101.99.105.109.97.108

```

kw-default = %d100.101.102.97.117.108.116  
kw-defaultbind = %d100.101.102.97.117.108.116.98.105.110.100  
kw-defaultcollelem =  
    %d100.101.102.97.117.108.116.99.111.108.108.101.108.101.109  
kw-defaultvalue =  
    %d100.101.102.97.117.108.116.118.97.108.117.101  
kw-defaultvtable =  
    %d100.101.102.97.117.108.116.118.116.97.98.108.101  
kw-dispinterface =  
    %d100.105.115.112.105.110.116.101.114.102.97.99.101  
kw-displaybind =  
    %d100.105.115.112.108.97.121.98.105.110.100  
kw-dllname = %d100.108.108.110.97.109.101  
kw-double = %d100.111.117.98.108.101  
kw-dual = %d100.117.97.108  
kw-entry = %d101.110.116.114.121  
kw-float = %d102.108.111.97.116  
kw-helpcontext = %d104.101.108.112.99.111.110.116.101.120.116  
kw-helpfile = %d104.101.108.112.102.105.108.101  
kw-helpstring = %d104.101.108.112.115.116.114.105.110.103  
kw-helpstringcontext =  
    %d104.101.108.112.115.116.114.105.110.103.99.111.110.116.101.120.116  
kw-helpstringdll =  
    %d104.101.108.112.115.116.114.105.110.103.100.108.108  
kw-hidden = %d104.105.100.100.101.110  
kw-id = %d105.100  
kw-immediatebind =  
    %d105.109.109.101.100.105.97.116.101.98.105.110.100  
kw-importlib = %d105.109.112.111.114.116.108.105.98  
kw-int = %d105.110.116  
kw-interface = %d105.110.116.101.114.102.97.99.101  
kw-lcid = %d108.99.105.100  
kw-library = %d108.105.98.114.97.114.121  
kw-licensed = %d108.105.99.101.110.115.101.100  
kw-long = %d108.111.110.103  
kw-methods = %d109.101.116.104.111.100.115  
kw-module = %d109.111.100.117.108.101  
kw-nonbrowsable = %d110.111.110.98.114.111.119.115.97.98.108.101  
kw-noncreatable = %d110.111.110.99.114.101.97.116.97.98.108.101  
kw-nonextensible =  
    %d110.111.110.101.120.116.101.110.115.105.98.108.101  
kw-oleautomation =  
    %d111.108.101.97.117.116.111.109.97.116.105.111.110  
kw-optional = %d111.112.116.105.111.110.97.108  
kw-pascal = %d112.97.115.99.97.108  
kw-predeclid = %d112.114.101.100.101.99.108.105.100  
kw-properties = %d112.114.111.112.101.114.116.105.101.115  
kw-propget = %d112.114.111.112.103.101.116  
kw-propput = %d112.114.111.112.112.117.116  
kw-propputref = %d112.114.111.112.112.117.116.114.101.102  
kw-proxy = %d112.114.111.120.121  
kw-public = %d112.117.98.108.105.99  
kw-readonly = %d114.101.97.100.111.110.108.121  
kw-replaceable = %d114.101.112.108.97.99.101.97.98.108.101  
kw-requestedit = %d114.101.113.117.101.115.116.101.100.105.116  
kw-restricted = %d114.101.115.116.114.105.99.116.101.100  
kw-retval = %d114.101.116.118.97.108  
kw-SAFEARRAY = %d83.65.70.69.65.82.82.65.89  
kw-SCODE = %d83.67.79.68.69  
kw-short = %d115.104.111.114.116  
kw-source = %d115.111.117.114.99.101  
kw-static = %d115.116.97.116.105.99  
kw-stdcall = %d115.116.100.99.97.108.108  
kw-uidefault = %d117.105.100.101.102.97.117.108.116  
kw-unsigned = %d117.110.115.105.103.110.101.100  
kw-uuid = %d117.117.105.100  
kw-usesgetlasterror =  
    %d117.115.101.115.103.101.116.108.97.115.116.101.114.114.111.114  
kw-vararg = %d118.97.114.97.114.103  
kw-version = %d118.101.114.115.105.111.110

For the full ABNF specification of the extensions provided in this section, see Appendix C.

### 2.2.49.1 COM Server Categories

The following are particular COM server categories that can be specified using the automation IDL extensions described in this section. Clients can use automation type description interfaces to identify servers that advertise their capabilities and to communicate with them according to the categories they publicly support.

#### 2.2.49.1.1 Aggregatable Servers

An aggregatable server is a COM server that can be contained by another COM server and that allows its interfaces to be used as if they were defined by the containing server.

#### 2.2.49.1.2 Connectable Servers

A **connectable server** is a COM server that enables bidirectional communication with clients. Server-initiated communication MAY be specified using source interfaces (as specified in section 2.2.49.8) or bindable properties (as specified in section 2.2.49.1.3).

The automation IDL extensions allow a connectable server to define source interfaces for communicating with clients. If the server does not define source interfaces, server-initiated communication is limited to notifications related to bindable properties.

A connectable server provides the following functionality: <29>

- Identifies itself as a connectable server.
- Enables its clients to enumerate its available source interfaces.
- Enables its clients to register and unregister a client-implemented interface with any of its available **source interfaces**.
- Enables its clients to enumerate the registered connections for each available source interface.

A client of the connectable server MUST implement one or more of the source interfaces that are specified by the server.

A connectable server MUST have one or more interfaces that are declared with the [source] attribute (as specified in section 2.2.49.8) or one or more properties that are declared with the [bindable] attribute (as specified in section 2.2.49.5.2).

#### 2.2.49.1.3 Bindable Servers

A **bindable server** extends the functionality of a connectable server. It associates clients with bindable properties and notifies the clients whenever the value of the property is changed.

A bindable server provides the same functionality as a connectable server (see section 2.2.49.1.2) and MUST have one or more properties declared with the [bindable] attribute (see section 2.2.49.5.2).

A client for a bindable server MUST provide the following functionality: <30>

- The client MUST receive notifications that the value of the associated property has changed.
- The client MUST specify whether it provides the functionality to determine whether a property value can be changed. If it does provide this functionality, it either grants or denies permission to change the value of the property upon request.

When the value of a bindable property is changed, the server notifies each registered client that the value of the property was changed.

## 2.2.49.2 IDL Automation Scope

An IDL automation scope is defined by the **library** keyword, as in the following.

```
oa-scope =
    oa-library-header LWSP "{" oa-library-body "}" LWSP [";"]
oa-library-header =
    "[" LWSP library-attributes LWSP "]"
    LWSP kw-library LWSP Identifier
oa-library-body = *oa-library-declarator

library-attributes =
    library-attribute *( "," LWSP library-attribute LWSP )
library-attribute = uuid-attr /
    version-attr /
    lcid-attr /
    help-attr /
    custom-attr /
    kw-control /
    kw-hidden /
    kw-restricted

uuid-attr = kw-uuid LWSP "(" LWSP uuid-rep LWSP ")"
version-attr =
    kw-version LWSP "(" LWSP 1*DIGIT *( "." 1*DIGIT ) LWSP ")"
lcid-attr = kw-lcid LWSP "(" LWSP integer-const-exp LWSP ")"
help-attr = helpcontext-attr /
    helpfile-attr /
    helpstring-attr /
    helpstringcontext-attr /
    helpstringdll-attr
helpcontext-attr =
    kw-helpcontext LWSP "(" LWSP integer-const-exp LWSP ")"
helpfile-attr = kw-helpfile LWSP "(" LWSP string LWSP ")"
helpstring-attr = kw-helpstring LWSP "(" LWSP string LWSP ")"
helpstringcontext-attr = kw-helpstringcontext LWSP "("
    LWSP integer-const-exp LWSP ")"
helpstringdll-attr = kw-helpstringdll LWSP "(" LWSP string LWSP ")"
custom-attr = kw-custom LWSP
    "(" uuid-rep LWSP "," LWSP const-exp LWSP ")"

oa-library-declarator = interface /
    import /
    export /
    oa-importlib /
    oa-module /
    oa-dispinterface /
    oa-coclass
```

- **oa-scope:** Specifies a new automation scope. There MUST be, at most, one automation scope defined in an IDL file.
- **uuid-attr:** Specifies a GUID that MUST identify the automation scope. This attribute MUST be present in the library scope.
- **version-attr:** Specifies the version of the automation scope. If this attribute is not specified, a version of 0.0 MUST be assumed for the automation scope. Otherwise, it MUST contain a major version that MUST be a decimal number between 0 and 65535 inclusive. If the minor version is

missing, it MUST be treated as 0. Otherwise, it MUST be a decimal number between 0 and 65535 inclusive.

**lcid-attr:** Specifies the locale ID of the automation scope. If this attribute is not specified, the locale ID of 0x0409 MUST be used for the automation scope. Otherwise, this value MUST resolve to a valid locale ID.

The combination (<guid>, <vMajor>, <vMinor>, <lcidValue>) MUST uniquely identify an automation scope.

The <guid> value is the main component of the automation scope identity. Scopes with identical <guid> values MUST belong to the same **automation scope family**.

The <vMajor> and <vMinor> values MUST be used to specify different versions of an automation scope. automation scopes from the same automation scope family that also share the same version numbers MUST belong to the same **automation scope generation**.

The <lcidValue> MUST be used to define multiple automation scopes within an automation scope generation. Two such automation scopes MUST define the same automation interfaces, and the interfaces MUST differ only in the names that are used for methods, properties, and parameter names (see sections 2.2.49.5 and 2.2.49.6). The equivalent names from the two automation scopes MUST map to the same DISPIDs. This enables an automation server to define multiple mappings from method/property names to a determined set of DISPIDs, with one mapping for each supported locale ID.

**helpcontext-attr:** Specifies an implementation-specific integer.<31> The value of this attribute MUST be a 32-bit integer. When used on nonlibrary elements, the language element it decorates MUST belong to an automation scope that is declared with the helpfile attribute.

**helpfile-attr:** Specifies an implementation-specific string.<32>

**helpstring-attr:** Specifies an implementation-specific string.<33>

**helpstringcontext-attr:** Specifies an implementation-specific integer.<34> The value of this attribute MUST be a 32-bit integer.

**helpstringdll-attr:** Specifies an implementation-specific string.<35>

**uuid-attr:** Specifies a GUID that MUST identify the type. Any Automation-compatible constructed types (enums, structs, or unions) that are not declared with a specifying GUID cannot be retrieved by using `ITypeLib::GetTypeInfoOfGuid`.

**kw-control:** Specifies that all COM servers in the automation scope are visual controls. A type browser client [maycan](#) limit the visibility of elements that have this attribute.

**kw-hidden:** Specifies that the automation scope elements are not intended to be displayed to users. Type browser clients SHOULD NOT expose the functionality of elements with this attribute.

**kw-restricted:** Specifies that the element is not intended to be used under all conditions. Type browser clients MAY<36> place restrictions on the visibility or usability of elements that have this attribute. Elements that have the **[restricted]** attribute MUST NOT also have the **[default]** attribute.

**help-attr:** Specifies information associated with language elements that can be retrieved by using `ITypeLib::GetDocumentation` or `ITypeInfo::GetDocumentation` (as specified in section 3.11.4.7).

**custom-attr:** Specifies that the attribute is user-defined, and that its meaning depends on its associated GUID.

Custom attributes are optional. If there is more than one custom attribute decorating an automation scope, each one MUST have a different identifying GUID.



The constant value associated with a [custom] attribute MUST be a value that can be stored in a `_wireVARIANT`, as specified in section 2.2.29.2.

### 2.2.49.3 Automation-Compatible Types

The OLE Automation Protocol restricts the types of parameters that can be used in the definition of an automation interface (see section 2.2.49.4).

```
type-attribute = rpc-defined /
                uuid-attr /
                help-attr /
                custom-attr /
                kw-public /
                kw-restricted

oa-type-spec = oa-base-type-spec /
               oa-safearray-type-spec /
               oa-ptr-type-spec /
               Identifier

oa-base-type-spec = oa-base-nondecimal-type-spec / kw-Decimal

oa-base-nondecimal-type-spec = kw-boolean /
                               [kw-unsigned] LWSP kw-char /
                               [kw-unsigned] LWSP kw-short /
                               [kw-unsigned] LWSP kw-int /
                               [kw-unsigned] LWSP kw-long /
                               kw-double /
                               kw-float /
                               kw-BSTR /
                               kw-CURRENCY /
                               kw-DATE /
                               kw-SCODE

oa-safearray-type-spec =
  kw-SAFEARRAY "(" oa-base-nondecimal-type-spec ")" /
  kw-SAFEARRAY "(" oa-ptr-type-spec ")" /
  kw-SAFEARRAY "(" Identifier ")"

oa-ptr-type-spec = oa-base-nondecimal-type-spec "*" /
                  oa-safearray-type-spec "*" /
                  Identifier "**"
```

In the preceding productions, <Identifier> MUST be a type that is defined as an enumeration type, a UDT, or an automation-compatible interface (see section 2.2.49.4.1 for details).

The restriction that defines the automation-compatible types is that they MUST be representable as a field in a VARIANT (section 2.2.29.2).

The following table specifies the mapping between the IDL keyword and the associated VARIANT type constant (see section 2.2.7) that MUST<37> be used when storing the type in a VARIANT. These are the only types that are legal in an automation-compatible interface (see section 2.2.49.4.1).

Type keyword	VARIANT type constant
boolean	VT_BOOL
unsigned char	VT_UI1
char	VT_I1

Type keyword	VARIANT type constant
double	VT_R8
float	VT_R4
unsigned int	VT_UI4
int	VT_I4
unsigned long	VT_UI4
long	VT_I4
unsigned short	VT_UI2
short	VT_I2
BSTR	VT_BSTR
CURRENCY	VT_CY
VARIANT	VT_BYREF VT_VARIANT
DATE	VT_DATE
Decimal	VT_DECIMAL
SCODE	VT_ERROR
HRESULT	VT_ERROR
typedef enum myenum	VT_I4
typedef struct myUDT	VT_RECORD or VT_BYREF VT_RECORD
interface IDispatch*	VT_DISPATCH
interface IUnknown*	VT_UNKNOWN
dispinterface Typename*	VT_DISPATCH
[oleautomation] interface Typename*	VT_UNKNOWN
SAFEARRAY(Typename)	VT_ARRAY
Typename*	VT_BYREF   the variant type associated with Typename
[dual] interface Typename*	VT_DISPATCH

The methods of an **Automation Interface Definition Language (AIDL) interface** MUST return an HRESULT or SCODE. The methods and properties of an ODL dispinterface MUST return only the types that are specified in the previous table. Otherwise, an automation interface MUST use types from the previous table. See AIDL Interfaces and ODL Dispinterfaces (section 2.2.49.7) for more information.

**uuid-attr:** Specifies a GUID that MUST identify the type. Any automation-compatible constructed types (enums, structs, or unions) that are not declared with a specifying GUID cannot be retrieved using `ITypeLib::GetTypeInfoOfGuid` (section 3.11.4.4).

**help-attr:** Specifies information associated with the type that can be retrieved using `ITypeLib::GetDocumentation` (section 3.11.4.7) or `ITypeInfo::GetDocumentation` (section 3.7.4.8).

**kw-public:** Specifies that the element is an alias declared with the typedef keyword and explicitly included in an automation scope.

**kw-restricted:** Specifies that the element is not intended to be used under all conditions. Type browser clients MAY<38> place restrictions on the visibility or usability of elements that have this attribute. Elements with the **[restricted]** attribute MUST NOT also have the **[default]** attribute.

**kw-hidden:** Specifies that the type is not intended to be displayed to users. Type browser clients SHOULD NOT expose the functionality of elements that have this attribute.

#### 2.2.49.4 Automation Interfaces

The OLE Automation Protocol allows interfaces to specify two degrees of Automation support:

- Automation-compatible interfaces are interfaces whose methods use only automation-compatible types.
- automation interfaces are interfaces that define an automation behavior. That is, servers that implement the automation interfaces MUST provide access to the automation functionality through an implementation of IDispatch (see section 3.1.4).

In order for an interface to be used as an automation-compatible type (see section 2.2.49.3), it MUST be defined as an automation-compatible interface.

All automation interfaces MUST be Automation-compatible.

The following attributes apply to interfaces defined in an automation scope:

```
interface-attribute = rpcidl-defined /
                    kw-nonextensible /
                    kw-proxy /
                    attr-oleautomation /
                    attr-dual /
                    custom-attr
```

**kw-nonextensible:** Specifies that an interface or dispinterface implements IDispatch, but includes only the properties and methods listed in the interface description. Interfaces and dispinterfaces with this attribute MUST NOT be extended with additional members at run time.

**kw-proxy:** Specifies an implementation-specific local behavior of the interface <39>. This attribute has no effect across the wire.

##### 2.2.49.4.1 Automation-Compatible Interfaces

To define an interface as an automation-compatible interface, the **oleautomation** attribute MUST be specified when defining the interface.

The following production extends the <interface\_attribute> production from [C706]:

```
attr-oleautomation = kw-oleautomation
```

An automation-compatible interface MUST be derived from IDispatch or IUnknown, MUST have the **[oleautomation]** attribute, and all of its methods MUST have only automation-compatible parameters and return types.

##### 2.2.49.4.2 Dual Interfaces

A dual interface is an automation interface that allows a server to expose its functionality both to automation clients and to regular DCOM clients. A dual interface MUST derive from IDispatch (see section 3.1.4), and be Automation compatible (that is, its methods MUST have only automation-compatible parameters and return values).

To define an interface as a dual interface, the **dual** attribute MUST be specified when defining the interface.

The following production extends the <interface\_attribute> production from [C706]:

```
attr-dual = kw-dual
```

### 2.2.49.4.3 Dispinterface Interfaces

A dispinterface is an automation interface that specifies the properties and methods (see section 2.2.49.5) that the IDispatch implementation of the automation server MUST implement.

A dispinterface is specified as:

```
oa-dispinterface =  
    oa-dispinterface-header LWSP "{" LWSP oa-dispinterface-body LWSP "  
oa-dispinterface-header =  "[" interface-attributes "]"  
    LWSP kw-dispinterface LWSP Identifier  
oa-dispinterface-body = oa-itf-ref / oa-odl-body  
oa-itf-ref = kw-interface LWSP Identifier LWSP ";"
```

A dispinterface defined using the <oa-itf-ref> production is a **reference dispinterface**. The interface referenced from the <oa-itf-ref> production (its "referenced interface") MUST be an automation-compatible interface.

The **oleautomation** attribute MUST NOT be used on dispinterfaces.

### 2.2.49.5 Automation Members

Any automation interface defines one or more automation members, either methods or properties. Methods and properties are specified differently, depending on whether they are defined in a dispinterface, in a dual interface, or in a regular interface.

#### 2.2.49.5.1 Interfaces Automation Members

An interface defined as "dual", or an interface referenced from the <oa-itf-ref> production, defines the automation members by extending the <op\_declarator> production from [C706] with a new set of attributes:

```
operation-attribute = rpcidl-defined /  
    kw-id LWSP "(" LWSP integer-const-exp LWSP ")" /  
    kw-propget /  
    kw-propput /  
    kw-propputref /  
    kw-vararg /  
    kw-defaultcollelem /  
    kw-nonbrowsable /  
    kw-replaceable /  
    kw-restricted /  
    kw-uidefault /  
    kw-hidden /  
    oa-bindable-attr /  
    readonly-attr /
```

```
help-attr /
custom-attr
```

If the **id** attribute exists, it MUST represent the DISPID that any client MUST pass in as the `dispIdMember` argument in calls to `IDispatch::Invoke` (see section 3.1.4.4) to execute the automation method identified by this value.

An operation that specifies any of the **propget**, **propput**, or **propputref** attributes MUST be a property accessor method. Two operations with the same property name MUST have the same DISPID; one of them MUST have the **propget** attribute; the other MUST have either the **propput** or **propputref** attribute.

If the attributes **propget**, **propput**, or **propputref** exist for a method, a client MUST set the values `DISPATCH_PROPERTYGET`, `DISPATCH_PROPERTYPUT`, or `DISPATCH_PROPERTYPUTREF`, respectively, into the `wFlags` argument in calls to `IDispatch::Invoke` (see section 3.1.4.4) to disambiguate between the put and get semantics. The disambiguation is needed because the DISPID identifies only the property to be accessed, not the operation to be executed.

**kw-vararg**: Specifies that the final parameter of the method MUST be a `SAFEARRAY` containing `VARIANTs` or a pointer to a `SAFEARRAY` containing `VARIANTs`. This parameter MUST NOT be used on an ODL dispinterface property or on a property accessor method. For further specifications on handling "vararg" arguments, see section 3.1.4.4.3.

**kw-defaultcollelem**: Specifies that a property is available for compiler-specific optimizations<40>. The **[defaultcollelem]** attribute refers to the property as a whole, and MUST be applied to both get and set accessor methods, if they exist. A type SHOULD NOT contain more than one property with this attribute<41>.

**kw-nonbrowsable**: Specifies that a property is not always safe to evaluate. The attribute MUST be specified only for property accessor methods or properties. Type browser clients SHOULD display the name of the property to users, but MUST NOT call the property's get accessor in order to display its contents.

**kw-replaceable**: This attribute SHOULD NOT be used<42>.

**kw-restricted**: Specifies that the element is not intended to be used under all conditions, as specified in section 2.2.49.3.

**kw-uidefault**: Specifies that the element is intended to be used to represent its containing type to users. Type browser clients MUST display an element with this attribute whenever only one member of a type can be displayed. A type MUST NOT contain more than one element with this attribute.

## 2.2.49.5.2 Bindable Properties

Bindable attributes are applied only to property accessor methods and properties.

```
oa-bindable-attr = kw-bindable /
                  kw-immediatebind /
                  kw-defaultbind /
                  kw-displaybind /
                  kw-requestedit
```

**kw-bindable**: Specifies that the property can act as a bindable server (see section 2.2.49.1.3). The bindable attribute refers to the property as a whole, and is applied to both get and set accessor methods, if they exist.

If the server is capable of distinguishing between temporary and permanent states when the value of a property is changed (see the following entry for the `immediatebind` attribute), the server MUST call clients that are bound to the property, each time the value of the property is permanently changed. If the server is incapable of distinguishing between temporary and permanent states, the server MUST call clients that are bound to the property each time the value of the property is changed.

**kw-immediatebind:** Specifies that, if the server is capable of distinguishing between intermediate and final states when the value of a property is changed, <43> the server MUST call clients that are bound to the property each time the value of the property is temporarily or permanently changed. Properties that have the `immediatebind` attribute MUST also have the `bindable` attribute.

**kw-defaultbind:** Specifies that the property acts as the default bindable server for clients that bind to objects rather than to properties. Properties with the `defaultbind` attribute MUST also have the `bindable` attribute.

**kw-displaybind:** Specifies that Type browser clients MUST indicate to users that the property is bindable. Properties with the `displaybind` attribute MUST also have the `bindable` attribute.

**kw-requestedit:** Specifies that the server calls clients that are bound to the property before the property value is changed, in order to determine whether the change can be allowed. The server must not change the value of the property if any client specifies that the property cannot be changed. Properties with the `requestedit` attribute MUST also have the `bindable` attribute.

### 2.2.49.5.3 Dispinterfaces Automation Members

When defining a dispinterface, the automation members can also be declared by using a split properties/methods syntax:

```
oa-odl-body =
    kw-properties LWS ":" LWS *oa-odl-prop LWS
    kw-methods LWS ":" LWS *oa-odl-method
oa-odl-prop =
    *( operation-attributes ) LWS oa-type-spec LWS
    Identifier LWS ";"
oa-odl-method = op-declarator
readonly-attr = kw-readonly
```

The **readonly** attribute, if present, MUST be specified only in the context of an `oa-odl-prop` production. If this attribute is specified for a property, the client MUST NOT set either `DISPATCH_PROPERTYPUT` or `DISPATCH_PROPERTYPUTREF` into the `wFlags` argument in calls to `IDispatch::Invoke` (see section 3.1.4.4).

The automation properties MUST specify automation-compatible types. The automation methods MUST have return types that are automation-compatible, as well as parameters that MUST be automation-compatible.

### 2.2.49.6 Automation Parameters

The OLE Automation Protocol provides a number of attributes, specified in this section, that extend the IDL syntax specified by the `<param-attribute>` production from [C706] chapter 4. When these attributes are used, they specify how the client MUST pack the arguments when calling `IDispatch::Invoke` (section 3.1.4.4).

The automation extensions to IDL expand the definition for the `<param_attribute>` production in [C706]:

```

param-attribute = rpcidl-defined /
  kw-defaultvalue LWSW "(" LWSW integer-const-exp LWSW ")" /
  kw-optional /
  kw-licid /
  kw-retval /
  custom-attr

```

The **defaultvalue** attribute is valid only if the parameter is a scalar type, an enum, or a BSTR (section 2.2.23). The expression specified with **defaultvalue** MUST be a constant, or an expression resolving to a constant, that can be represented by a VARIANT. The **defaultvalue** attribute MUST NOT be used on a parameter of a method declared with the **vararg** attribute.

The **optional** attribute is valid only if the parameter is of type VARIANT or VARIANT\*. The **optional** attribute MUST NOT be used on a parameter of a method declared with the **vararg** attribute. For information on handling **optional** arguments, see section 3.1.4.4.3.

When applied to a parameter, the **licid** attribute lets you pass a locale identifier to a function. A function MUST have at most one [**licid**] parameter, which MUST be [**in**] only, and MUST have a type of LONG.

The **retval** attribute designates the parameter that receives the return value of an interface member that describes a method or get property. The attribute MUST appear on the last parameter of a method that has the **propget** attribute. The parameter MUST have the [**out**] attribute, and MUST be a pointer type.

The following parameter ordering (from left to right) MUST be respected when defining an automation-compatible method.

1. Required parameters (parameters that do not have the **defaultvalue** or **optional** attributes)
2. Parameters with the **defaultvalue** attribute, if any
3. Parameters with the **optional** attribute, if any
4. *licid* parameter, if present
5. *retval* parameter, if present

## 2.2.49.7 AIDL Interfaces and ODL Dispinterfaces

An ODL dispinterface is a dispinterface whose properties and methods are specified using the two keywords: "properties" and "methods", as specified in 2.2.49.5.3. All other automation interfaces (that is, dual interfaces and reference dispinterfaces) are AIDL interfaces.

This section explains how the methods defined in an AIDL interface map to properties and methods in an equivalent conceptual ODL dispinterface.

The conceptual signature of an ODL operation (a method call, or setting or retrieving a property) determines how an automation client MUST call IDispatch::Invoke (see section 3.1.4.4): how it MUST pack the arguments in *pDispParams* and *rgVarRef*, as well as how *pVarResult* and *pExcepInfo* MUST be filled in on return (see section 3.1.4.4.2):

- The conceptual ODL arguments MUST be packed in *pDispParams* and *rgVarRef*.
- The conceptual return value MUST be returned in *pVarResult*.
- The actual HRESULT of an AIDL method MUST be set in *pExcepInfo->scode*.

### 2.2.49.7.1 Property Equivalence

Any AIDL interface method that has the "propget", "propput", or "propputref" method MUST map to a conceptual ODL property. If only a "propget" method exists for the property, it MUST map to a "readonly" conceptual ODL property.

- For an example illustrating this, see section 4.1.
- AIDL supports the definition of indexed properties, which MUST NOT be expressed as ODL properties.

### 2.2.49.7.2 Method Equivalence

Any AIDL method that does not have any parameters with the **lcid** or **retval** attributes MUST map to an ODL method with the same argument types, and a void return type.

An AIDL method with a parameter with the **lcid** attribute MUST map to an ODL method that is equivalent to the AIDL method with the *lcid* parameter removed.

An AIDL method that has a parameter with the **retval** attribute MUST map to an ODL method whose return type is the type of the *retval* parameter, with one level of indirection removed. The argument types of the ODL method MUST correspond to the arguments in the AIDL method, with the *retval* parameter and any *lcid* parameter removed.

For an example illustrating this, see section 4.2.

### 2.2.49.8 Coclass Specifications

The automation IDL extensions allow a COM server to expose a rich set of attributes and behaviors, as specified below.

```
oa-coclass = "[" LWSP oa-coclass-attrs LWSP "]" LWSP
            kw-coclass LWSP Identifier
            LWSP "{" LWSP oa-coclass-body LWSP "}"

oa-coclass-attrs = oa-coclass-attr *( LWSP "," LWSP oa-coclass-attr )
oa-coclass-attr = uuid-attr /
                 help-attr /
                 version-attr /
                 custom-attr /
                 kw-aggregatable /
                 kw-appobject /
                 kw-control /
                 kw-hidden /
                 kw-licensed /
                 kw-noncreatable /
                 kw-predeclid

oa-coclass-body = *( oa-coclass-itf-decl )
oa-coclass-itf-decl = [ "[" LWSP oa-cid-attrs LWSP "]" LWSP ]
                    ( kw-interface / kw-dispinterface ) LWSP Identifier
                    LWSP ";"
oa-cid-attrs = oa-cid-attr *( LWSP "," LWSP oa-cid-attr )
oa-cid-attr = kw-source /
             kw-default /
             kw-defaultvtable /
             kw-restricted
```

A coclass statement MUST specify a UUID using the *uuid-attr* production. The other attributes in the *oa-coclass-attrs* production are optional.



**kw-aggregatable:** Specifies that the COM server is aggregatable (see section 2.2.49.1.1).

**kw-appobject:** Specifies that the coclass is an "appobject coclass" and that its members MUST be included in the binding context of the automation type library (see section 3.5.4.1.1). It also specifies that `TypeInfo::CreateInstance` MUST NOT create more than one instance of the coclass, and MUST return a reference to an existing instance of the coclass if one has already been created.

**kw-control:** Specifies that the COM server it describes is a visual control and is not intended to be used in a nonvisual environment. When applied to an automation scope, it specifies that all COM servers in the scope are visual controls. A Type browser client MAY limit the visibility of elements with this attribute<44>.

**kw-hidden:** Specifies that the coclass element is not intended to be displayed to users. Type browser clients SHOULD NOT expose the functionality of elements with this attribute<45>.

**kw-licensed:** Specifies that the COM server is licensed, and can be instantiated only by using a license-aware object creation method<46>. Calls to any object creation method requesting an object of this type MUST fail if the creation method cannot validate licensing requirements at run time.

**kw-noncreatable:** Specifies that the coclass can be instantiated only by using a custom object creation method. Calls to any generic object creation method, including `TypeInfo::CreateInstance` (as specified in section 3.7.4.11), that request an object of this type MUST fail<47>.

**kw-predeclid:** Specifies that `TypeInfo::CreateInstance` MUST NOT create more than one instance of the coclass, and MUST return a reference to an existing instance of the coclass if one has already been created.

**kw-default:** Specifies that the interface or dispinterface it decorates is a default interface, and can be used in a context where it is not specified by name. Elements with the default attribute MUST NOT also have the [restricted] attribute.

An interface with the [default] attribute and without the [source] attribute is a "default nonsource interface" and defines the binding context of its coclass. Clients, such as macro languages, that can refer to only one interface per coclass MUST use this interface. A coclass MUST NOT contain more than one default nonsource interface.

An interface with both the [default] and [source] attributes behaves as specified by the [source] and [defaultvtable] sections that follow.

**kw-source:** Specifies that the interface is a source interface for the COM server described by the oa-coclass production. Such a COM server is a connectable server (as specified in section 2.2.49.1.2). The interface MUST be implemented by a client in order to receive events raised by the connectable server.

When combined with the [default] attribute, this attribute specifies that the interface is the default source interface for clients that can refer to only one source interface per coclass. A coclass MUST NOT contain more than one interface with both the [source] and [default] attributes.

**kw-defaultvtable:** Specifies that the interface is the default source DCOM interface for clients that can refer to only one source DCOM interface per coclass. Interfaces with this attribute MUST also have the [source] attribute. A coclass MUST NOT contain more than one interface with the [defaultvtable] attribute.

An interface that is declared with the [dual], [source], [default], and [defaultvtable] attributes MUST be both the default dispinterface and the default DCOM interface of its coclass.

**kw-restricted:** Specifies that the element is not intended to be used under all conditions, as specified in section 2.2.49.3.

## 2.2.49.9 Module Specifications

The module statement is provided as a means to define non-enum symbolic constants.

```
oa-module = [ "[" LWSP oa-module-attrs LWSP "]" LWSP ]
            kw-module LWSP Identifier LWSP
            "{" oa-module-body "}"

oa-module-attrs = oa-module-attr *( LWSP "," LWSP oa-module-attr )
oa-module-attr = uuid-attr /
                version-attr /
                help-attr /
                kw-dllname LWSP "(" LWSP string LWSP ")" /
                kw-hidden

oa-module-body = *( oa-const-stmt / oa-mmethod-stmt )
oa-const-stmt = [ "[" LWSP *(help-attr) LWSP "]" LWSP ]
                ( kw-const / kw-static ) LWSP
                oa-base-type-spec LWSP Identifier LWSP
                "=" LWSP const-exp LWSP ";"

oa-mmethod-stmt = [ "[" LWSP oa-mmethod-attrs LWSP "]" LWSP ]
                  oa-type-spec LWSP [ oa-mmethod-cc LWSP ]
                  Identifier LWSP param-declarators LWSP ";"
oa-mmethod-attrs = oa-mmethod-attr *( LWSP "," LWSP oa-mmethod-attr )
oa-mmethod-attr =
    kw-entry LWSP "(" LWSP oa-entry-id LWSP ")" /
    kw-propget /
    kw-propput /
    kw-propputref /
    kw-usesgetlasterror /
    kw-vararg /
    help-attr
oa-entry-id = string / integer-const-exp
oa-mmethod-cc = kw-cdecl /
               kw-stdcall /
               kw-pascal
```

**kw-usesgetlasterror:** Specifies that the module method supports an implementation-specific local error handling method<48>.

**kw-vararg:** Specifies that the final parameter of the method MUST be of type SAFEARRAY(VARIANT) or SAFEARRAY(VARIANT)\*. This attribute MUST NOT be used on an ODL dispinterface property or on a property accessor method. For information on handling **vararg** arguments, see section 3.1.4.4.3.

**oa-mmethod-cc:** Specifies an implementation-specific local calling convention for the method<49>.

The statements within the scope of the module statement define constant symbols with the specified type and values, and static entry points in the module are specified by the string argument of the **dllname** attribute.

All oa-mmethod-stmt productions MUST have an entry attribute specified. If oa-entry-id is a string, this is a named entry point. If oa-entry-id is an integer, the entry point is defined by an ordinal.

## 2.2.49.10 Referencing External Types

The automation IDL extensions allow elements defined inside an automation scope to reference types defined in an external automation type library. This is done through the use of the importlib statement:

```
oa-importlib = kw-importlib LWS " (" LWS string LWS " )" LWS ";"
```

The string specified in the `importlib` statement is an implementation-specific string<50> that MUST allow an automation type library to locate the definitions of referenced types that are defined in another automation type library.

## 2.2.50 String Handling

The following sections specify the ways in which strings are compared and stored in the `ITypeComp::Bind`, `ITypeComp::BindType`, `ITypeLib::IsName`, and `ITypeLib::FindName` methods.

### 2.2.50.1 String Equivalence

The OLE Automation Protocol interfaces MUST treat two strings as equivalent when a comparison of their values with the `CompareString` method (see [MS-UCODEREF] section 1) returns `CSTR_EQUAL`.

All automation string comparisons MUST conform to the behavior of the `CompareString` method with the following bit flags set in its `dwCmpFlags` parameter:

- `NORM_IGNORECASE`
- `NORM_IGNOREWIDTH`
- `NORM_IGNOREKANATYPE`

### 2.2.50.2 Globalization

The OLE Automation Protocol interfaces MUST use the `WideCharToMultiByte` method (as specified in [MS-UCODEREF] section 2) to preprocess strings before they are compared or stored.

Automation string preprocessing MUST conform to the behavior of the `WideCharToMultiByte` method with the following parameter values:

- `CodePage`: `CP_ACP` (zero – the current system Windows ANSI code page)
- `dwFlags`: zero or `NULL`
- `lpDefaultChar`: zero or `NULL`
- `lpUsedDefaultChar`: zero or `NULL`

### 2.2.51 Automation Hash Values

An automation hash value is a numeric representation of a string that is used by an automation server to perform implementation-specific optimizations<51> in methods that reference types and type members by name.

Implementation of the hash function is optional. An automation hash value of zero MAY be used to represent any string<52>. If an automation hash value is nonzero, it MUST be computed from the specified string after it is preprocessed, as specified in section 2.2.50.2, using a hash algorithm that MUST be consistent with the pseudocode specified in this section.

The values of [out] parameters returned by automation server methods MUST be the same for both zero and matching nonzero automation hash values.

## 2.2.51.1 ComputeHash Method

The ComputeHash algorithm requires two externally specified values:

1. A string of no more than 255 characters, converted to the ANSI code page as specified in 2.2.50.2.
2. A language code identifier (LCID) that specifies the locale ID associated with the string.

The ComputeHash method uses the named constants defined in the LocaleNames (section 2.2.51.4) and PrimaryLookupTables (section 2.2.51.5) sections.

Use alternative hash function if the locale ID uses DBCS-encoded strings.

```
SET PrimaryLocale to the bitwise AND of LocaleID and 0x000003FF

IF PrimaryLocale is LocaleChinese
  OR PrimaryLocale is LocaleJapanese
  OR PrimaryLocale is LocaleKorean THEN

  CALL ComputeHashDBCS
  WITH LocaleID, Name
  RETURNING HashValue
  RETURN HashValue as a 32-bit unsigned integer

ENDIF

COMMENT Set LookupTable and Encoding Mask based on Locale ID.

CASE LocaleID OF
  LocaleRussian: SET LookupTable to Eur_English_1251
                 SET EncodingMask to 0x00300000
  LocaleGreek:   SET LookupTable to WGreek
                 SET EncodingMask to 0x00800000
  LocaleIceland: SET LookupTable to Wiceland
                 SET EncodingMask to 0x00900000
  LocaleTurkish: SET LookupTable to WTurkish
                 SET EncodingMask to 0x00A00000
  LocaleNorway:  SET LookupTable to WNorwegian
                 SET EncodingMask to 0x00B00000
  LocaleIreland: SET LookupTable to WEngIreland
                 SET EncodingMask to 0x00C00000
  LocaleHebrew:  SET LookupTable to WHebrew
                 SET EncodingMask to 0x00E00000
  LocaleCzech:   SET LookupTable to Eur_English_1250
                 SET EncodingMask to 0x00200000
  LocaleHungary: SET LookupTable to Eur_English_1250
                 SET EncodingMask to 0x00200000
  LocalePoland:  SET LookupTable to Eur_English_1250
                 SET EncodingMask to 0x00200000
  LocaleSlovak:  SET LookupTable to Eur_English_1250
                 SET EncodingMask to 0x00200000
  OTHERS:        IF LocaleID is LocaleFarsi
                 OR the lower byte of LocaleID is
                   SecondaryLocaleArabic THEN
                   SET LookupTable to WArabic
                   SET EncodingMask to 0x00D00000
                 ELSE
                   SET LookupTable to US_English_1252
                   SET EncodingMask to 0x00100000
                 ENDIF
ENDCASE

SET HashAccumulator to 0x0DEADBEE

COMMENT Step through the characters in the string,
        multiplying the accumulator by 37 at each step
```

and adding a value specified by the value of the character.

```
FOR each Character in Name

    COMPUTE HashAccumulator as HashAccumulator multiplied by 37,
        allowing unsigned 32 bit overflows
    COMPUTE HashAccumulator as LookupTable (Character) added to
        HashAccumulator, allowing unsigned 32 bit overflows

END FOR

COMPUTE HashAccumulator as the remainder when HashAccumulator is
    divided by 0x0001003F
COMPUTE HashAccumulator as the bitwise AND of HashAccumulator and
    0x0000FFFF
COMPUTE HashAccumulator as the bitwise OR of HashAccumulator and
    EncodingMask

RETURN HashAccumulator as a 32-bit unsigned integer
```

### 2.2.51.2 ComputeHashDBCS Method

The DBCS implementation of the hash algorithm uses the default lookup table for all locales.

The ComputeHashDBCS method uses the named constants defined in the LocaleNames (section 2.2.51.4), PrimaryLookupTables (section 2.2.51.5), and DBCS Substitution Tables (section 2.2.51.6) sections.

Set the substitution table and the character range boundaries based on the locale ID and define the character ranges that contain two-byte characters. The Korean and Chinese character tables have two-byte characters only within a single range of character values, so the second range is empty.

```
SET LookupTable to US_English_1252
SET PrimaryLocale to the Logical AND of LocaleID and 0x000003FF

COMMENT This method MUST only be called when PrimaryLocale
    is LocaleJapanese, LocaleKorean, or LocaleChinese.

CASE PrimaryLocale OF

    LocaleJapanese:      SET SubstitutionTable to WJapanese
                        SET EncodingMask to 0x00400000
                        SET LowerRangeStart to 0x80
                        SET LowerRangeEnd to 0xA0
                        SET UpperRangeStart to 0xE0
                        SET UpperRangeEnd to 0xFF

    LocaleKorean:       SET SubstitutionTable to WKorean
                        SET EncodingMask to 0x00500000
                        SET LowerRangeStart to 0x81
                        SET LowerRangeEnd to 0xFE
                        SET UpperRangeStart to 0xFE
                        SET UpperRangeEnd to 0xFE

    LocaleChinese:     SET UpperRangeStart to 0xFE
                        SET UpperRangeEnd to 0xFE

                        SET SecondaryLocale to the lower 16 bits of LocaleID
                        COMPUTE SecondaryLocale AS SecondaryLocale divided by 1024

                        IF SecondaryLocale is SecondaryLocaleChineseTraditional
                        OR SecondaryLocale is SecondaryLocaleChineseHongKong THEN

                            SET SubstitutionTable to WChineseTraditional
```

```

        SET EncodingMask to 0x00700000
            SET LowerRangeStart to 0x81
            SET LowerRangeEnd to 0xFE
ELSE
        SET SubstitutionTable to WChineseSimplified
    SET EncodingMask to 0x00600000
        SET LowerRangeStart to 0xA1
        SET LowerRangeEnd to 0xFE
ENDIF
ENDCASE

COMMENT Initialize hash accumulator with a predefined value.
COMMENT Initialize byte index and loop flag.

SET HashAccumulator to 0x0DEADBEE
SET ByteIndex to refer to the first byte in Name
SET ByteInName to the value of the byte indexed by ByteIndex
SET Break to False

COMMENT Step through the characters in the string, multiplying
the accumulator by 37 at each step and adding a value
specified by the value of the character.

REPEAT

        COMMENT Store the current byte or exit the loop.

    IF the value of ByteInName is zero THEN
        SET Break to True
    ELSE
        SET TempChar to the value of ByteInName
    ENDIF

    COMMENT Increment the byte index. If the previous byte
was the first byte of a DBCS two-byte character,
compute the DBCS character value and increment
the byte index again.

    IF Break is False THEN
        INCREMENT ByteIndex to refer to the next byte in Name
    SET ByteInName to
        the value of the byte indexed by ByteIndex

    IF (TempChar >= LowerRangeStart AND
TempChar <= LowerRangeEnd)
        OR (TempChar >= UpperRangeStart AND
TempChar <= UpperRangeEnd) THEN

        COMMENT If the second byte of the DBCS character
is zero, ignore the character and
exit the loop.

        IF the value of ByteInName is zero THEN
            SET Break to True

        ELSE
            COMPUTE TempChar as TempChar
                multiplied by 256
            COMPUTE TempChar as the value of ByteInName
                added to TempChar
            INCREMENT ByteIndex to refer
                to the next byte in Name
            SET ByteInName to the value of the byte
                indexed by ByteIndex
        ENDIF
    ENDIF
ENDIF
ENDIF

```

```

IF Break is False THEN

COMMENT If the character has an upper byte, replace
its value with the appropriate value from a
Locale-specified substitution table.
COMMENT If the upper byte is nonzero after substitution,
update the hash accumulator using its value.

IF TempChar > 255

CALL MapDBChar
WITH TempChar, SubstitutionTable
RETURNING TempChar

SET HighByte to the upper byte of TempChar
IF HighByte is not 0
COMPUTE HashAccumulator as HashAccumulator
multiplied by 37, allowing unsigned 32 bit
overflows
COMPUTE HashAccumulator as LookupTable
(HighByte) added to HashAccumulator,
allowing unsigned 32 bit overflows
ENDIF
ENDIF

COMMENT Update the hash accumulator using the value of
a one-byte character or the lower byte of a
two-byte character.

SET LowByte to the lower byte of TempChar
COMPUTE HashAccumulator as HashAccumulator
multiplied by 37, allowing unsigned
32 bit overflows
COMPUTE HashAccumulator as LookupTable
(LowByte) added to HashAccumulator, allowing
unsigned 32 bit overflows
ENDIF

UNTIL Break is True

COMPUTE HashAccumulator as the remainder when HashAccumulator is
divided by 0x0001003F
COMPUTE HashAccumulator as the bitwise AND of HashAccumulator and
0x0000FFFF
COMPUTE HashAccumulator as the bitwise OR of HashAccumulator and
EncodingMask

RETURN HashAccumulator as a 32-bit unsigned integer

```

### 2.2.51.3 MapDBChar Method

Loop through the table, returning a substitution character if a match is found. If no match is found, return the original character.

```

FOR each Row in SubstitutionTable
IF Row (0) is TempChar THEN
RETURN Row (1)
END IF
END FOR
RETURN TempChar

```

## 2.2.51.4 Locale Names

```
SET LocaleRussian to 0x0419
SET LocaleGreek to 0x0408
SET LocaleIceland to 0x040f
SET LocaleTurkish to 0x041f
SET LocaleNorway to 0x0814
SET LocaleIreland to 0x1809
SET LocaleHebrew to 0x040d
SET LocaleCzech to 0x0405
SET LocaleHungary to 0x040e
SET LocalePoland to 0x0415
SET LocaleSlovak to 0x041b
SET LocaleFarsi to 0x0429
SET LocaleChinese to 0x04
SET LocaleJapanese to 0x11
SET LocaleKorean to 0x12
SET SecondaryLocaleChineseTraditional to 0x01
SET SecondaryLocaleChineseHongKong to 0x03
SET SecondaryLocaleArabic to 0x01
```

## 2.2.51.5 Primary Lookup Tables

```
SET US_English_1252 (256) to
0, 1, 2, 3, 4, 5, 6, 7, 8, 9, 10, 11, 12, 13, 14, 15,
16, 17, 18, 19, 20, 21, 22, 23, 24, 25, 26, 27, 28, 29, 30, 31,
32, 33, 34, 35, 36, 37, 38, 39, 40, 41, 42, 43, 44, 45, 46, 0,
48, 49, 50, 51, 52, 53, 54, 55, 56, 57, 58, 59, 60, 61, 62, 63,
64, 65, 66, 67, 68, 69, 70, 71, 72, 73, 74, 75, 76, 77, 78, 79,
80, 81, 82, 83, 84, 85, 86, 86, 88, 85, 90, 91, 92, 93, 94, 95,
96, 65, 66, 67, 68, 69, 70, 71, 72, 73, 74, 75, 76, 77, 78, 79,
80, 81, 82, 83, 84, 85, 86, 86, 88, 85, 90, 123, 124, 125, 126, 127,
127, 127, 130, 70, 132, 133, 134, 135, 127, 137, 83, 139, 140, 127,
127, 127,
127, 145, 146, 147, 148, 149, 150, 150, 152, 153, 83, 155, 140, 127,
127, 85,
160, 161, 162, 163, 164, 165, 166, 167, 168, 169, 65, 171, 172, 150,
174, 175,
176, 177, 50, 51, 180, 181, 182, 183, 184, 49, 79, 187, 188, 189, 190,
191,
65, 65, 65, 65, 65, 65, 65, 67, 69, 69, 69, 69, 73, 73, 73, 73,
68, 78, 79, 79, 79, 79, 79, 215, 79, 85, 85, 85, 85, 222, 223,
65, 65, 65, 65, 65, 65, 65, 67, 69, 69, 69, 69, 73, 73, 73, 73,
68, 78, 79, 79, 79, 79, 79, 247, 79, 85, 85, 85, 85, 85, 222, 85

SET Eur_1250 (256) to
0, 1, 2, 3, 4, 5, 6, 7, 8, 9, 10, 11, 12, 13, 14, 15,
16, 17, 18, 19, 20, 21, 22, 23, 24, 25, 26, 27, 28, 29, 30, 31,
32, 33, 34, 35, 36, 37, 38, 39, 40, 41, 42, 43, 44, 45, 46, 0,
48, 49, 50, 51, 52, 53, 54, 55, 56, 57, 58, 59, 60, 61, 62, 63,
64, 65, 66, 67, 68, 69, 70, 71, 72, 73, 74, 75, 76, 77, 78, 79,
80, 81, 82, 83, 84, 85, 86, 87, 88, 89, 90, 91, 92, 93, 94, 95,
96, 65, 66, 67, 68, 69, 70, 71, 72, 73, 74, 75, 76, 77, 78, 79,
80, 81, 82, 83, 84, 85, 86, 87, 88, 89, 90, 123, 124, 125, 126,
127,
127, 127, 130, 127, 132, 133, 134, 135, 127, 137, 83, 139, 83, 84,
90, 90,
127, 145, 146, 147, 148, 149, 150, 150, 127, 153, 83, 155, 83, 84,
90, 90,
160, 127, 162, 76, 164, 65, 166, 167, 168, 169, 83, 171, 172, 150,
174, 90,
176, 177, 178, 76, 180, 181, 182, 183, 184, 65, 83, 187, 76, 189,
76, 90,
82, 65, 65, 65, 65, 76, 67, 67, 67, 69, 69, 69, 69, 73, 73, 68,
208, 78, 78, 79, 79, 79, 79, 215, 82, 85, 85, 85, 85, 89, 84, 223,
82, 65, 65, 65, 65, 76, 67, 67, 67, 69, 69, 69, 69, 73, 73, 68,
```



208, 78, 78, 79, 79, 79, 79, 247, 82, 85, 85, 85, 85, 89, 84, 255

SET Eur\_English\_1251 (256) to

0, 1, 2, 3, 4, 5, 6, 7, 8, 9, 10, 11, 12, 13, 14, 15,  
16, 17, 18, 19, 20, 21, 22, 23, 24, 25, 26, 27, 28, 29, 30, 31,  
32, 33, 34, 35, 36, 37, 38, 39, 40, 41, 42, 43, 44, 45, 46, 0,  
48, 49, 50, 51, 52, 53, 54, 55, 56, 57, 58, 59, 60, 61, 62, 63,  
64, 65, 66, 67, 68, 69, 70, 71, 72, 73, 74, 75, 76, 77, 78, 79,  
80, 81, 82, 83, 84, 85, 86, 87, 88, 89, 90, 91, 92, 93, 94, 95,  
96, 65, 66, 67, 68, 69, 70, 71, 72, 73, 74, 75, 76, 77, 78, 79,  
80, 81, 82, 83, 84, 85, 86, 87, 88, 89, 90, 123, 124, 125, 126,  
127,  
127, 127, 130, 70, 132, 133, 134, 135, 127, 137, 83, 139, 140,  
127, 127, 127,  
127, 145, 146, 147, 148, 149, 150, 150, 152, 153, 83, 155, 140,  
127, 127, 89,  
160, 161, 162, 163, 164, 165, 166, 167, 168, 169, 65, 171, 172,  
150, 174, 175,  
176, 177, 50, 51, 180, 181, 182, 183, 184, 49, 79, 187, 188, 189,  
190, 191,  
65, 65, 65, 65, 65, 198, 67, 69, 69, 69, 69, 73, 73, 73, 73,  
208, 78, 79, 79, 79, 79, 79, 215, 79, 85, 85, 85, 85, 89, 222,  
223,  
65, 65, 65, 65, 65, 65, 198, 67, 69, 69, 69, 69, 73, 73, 73, 73,  
208, 78, 79, 79, 79, 79, 79, 247, 79, 85, 85, 85, 85, 89, 222, 89

SET WGreek (256) to

0, 1, 2, 3, 4, 5, 6, 7, 8, 9, 10, 11, 12, 13, 14, 15,  
16, 17, 18, 19, 20, 21, 22, 23, 24, 25, 26, 27, 28, 29, 30, 31,  
32, 33, 34, 35, 36, 37, 38, 39, 40, 41, 42, 43, 44, 45, 46, 47,  
48, 49, 50, 51, 52, 53, 54, 55, 56, 57, 58, 59, 60, 61, 62, 63,  
64, 65, 66, 67, 68, 69, 70, 71, 72, 73, 74, 75, 76, 77, 78, 79,  
80, 81, 82, 83, 84, 85, 86, 87, 88, 89, 90, 91, 92, 93, 94, 95,  
96, 65, 66, 67, 68, 69, 70, 71, 72, 73, 74, 75, 76, 77, 78, 79,  
80, 81, 82, 83, 84, 85, 86, 87, 88, 89, 90, 123, 124, 125, 126,  
0,  
0, 0, 130, 70, 132, 133, 134, 135, 0, 137, 0, 139, 0, 0, 0, 0,  
0, 145, 146, 147, 148, 149, 45, 45, 0, 153, 0, 155, 0, 0, 0, 0,  
9, 161, 162, 163, 164, 165, 166, 167, 168, 169, 0, 171, 172, 45,  
174, 45,  
176, 177, 50, 51, 180, 181, 182, 183, 184, 185, 186, 187, 188,  
189, 190, 191,  
186, 162, 194, 195, 196, 184, 198, 185, 200, 186, 202, 203, 204,  
205, 206, 188,  
208, 209, 0, 211, 212, 190, 214, 215, 216, 191, 186, 190, 162,  
184, 185, 186,  
190, 162, 194, 195, 196, 184, 198, 185, 200, 186, 202, 203, 204,  
205, 206, 188,  
208, 209, 211, 211, 212, 190, 214, 215, 216, 191, 186, 190, 188,  
190, 191, 0

SET Wiceland (256) to

0, 1, 2, 3, 4, 5, 6, 7, 8, 9, 10, 11, 12, 13, 14, 15,  
16, 17, 18, 19, 20, 21, 22, 23, 24, 25, 26, 27, 28, 29, 30, 31,  
32, 33, 34, 35, 36, 37, 38, 39, 40, 41, 42, 43, 44, 45, 46, 47,  
48, 49, 50, 51, 52, 53, 54, 55, 56, 57, 58, 59, 60, 61, 62, 63,  
64, 65, 66, 67, 68, 69, 70, 71, 72, 73, 74, 75, 76, 77, 78, 79,  
80, 81, 82, 83, 84, 85, 86, 87, 88, 89, 90, 91, 92, 93, 94, 95,  
96, 65, 66, 67, 68, 69, 70, 71, 72, 73, 74, 75, 76, 77, 78, 79,  
80, 81, 82, 83, 84, 85, 86, 87, 88, 89, 90, 123, 124, 125, 126,  
0,  
0, 0, 130, 70, 132, 133, 134, 135, 0, 137, 83, 139, 140, 0, 0,  
0,  
0, 145, 146, 147, 148, 149, 45, 45, 152, 153, 83, 155, 140, 0,  
0, 89,  
9, 161, 162, 163, 164, 165, 166, 167, 168, 169, 65, 171, 172, 45,  
174, 175,  
176, 177, 50, 51, 180, 181, 182, 183, 184, 49, 79, 187, 188, 189,  
190, 191,  
65, 193, 65, 65, 65, 65, 198, 67, 69, 201, 69, 69, 73, 205, 73,

73,  
208, 78, 79, 211, 79, 79, 214, 215, 214, 85, 218, 85, 85, 221,  
222, 223,  
65, 193, 65, 65, 65, 65, 198, 67, 69, 201, 69, 69, 73, 205, 73,  
73,  
208, 78, 79, 211, 79, 79, 214, 247, 214, 85, 218, 85, 85, 221,  
222, 89

SET WTurkish (256) to

0, 1, 2, 3, 4, 5, 6, 7, 8, 9, 10, 11, 12, 13, 14, 15,  
16, 17, 18, 19, 20, 21, 22, 23, 24, 25, 26, 27, 28, 29, 30, 31,  
32, 33, 34, 35, 36, 37, 38, 39, 40, 41, 42, 43, 44, 45, 46, 47,  
48, 49, 50, 51, 52, 53, 54, 55, 56, 57, 58, 59, 60, 61, 62, 63,  
64, 65, 66, 67, 68, 69, 70, 71, 72, 73, 74, 75, 76, 77, 78, 79,  
80, 81, 82, 83, 84, 85, 86, 87, 88, 89, 90, 91, 92, 93, 94, 95,  
96, 65, 66, 67, 68, 69, 70, 71, 72, 73, 74, 75, 76, 77, 78, 79,  
80, 81, 82, 83, 84, 85, 86, 87, 88, 89, 90, 123, 124, 125, 126,  
0,  
0, 0, 130, 70, 132, 133, 134, 135, 0, 137, 83, 139, 140, 0, 0,  
0,  
0, 145, 146, 147, 148, 149, 45, 45, 152, 153, 83, 155, 140, 0, 0,  
89,  
9, 161, 162, 163, 164, 165, 166, 167, 168, 169, 65, 171, 172, 45,  
174, 175,  
176, 177, 50, 51, 180, 181, 182, 183, 184, 49, 79, 187, 188, 189,  
190, 191,  
65, 65, 65, 65, 65, 65, 198, 199, 69, 69, 69, 69, 73, 73, 73,  
73,  
208, 78, 79, 79, 79, 79, 214, 215, 79, 85, 85, 85, 220, 221, 222,  
223,  
65, 65, 65, 65, 65, 65, 198, 199, 69, 69, 69, 69, 73, 73, 73,  
73,  
208, 78, 79, 79, 79, 79, 214, 247, 79, 85, 85, 85, 220, 221, 222,  
89

SET WNorwegian (256) to

0, 1, 2, 3, 4, 5, 6, 7, 8, 9, 10, 11, 12, 13, 14, 15,  
16, 17, 18, 19, 20, 21, 22, 23, 24, 25, 26, 27, 28, 29, 30, 31,  
32, 33, 34, 35, 36, 37, 38, 39, 40, 41, 42, 43, 44, 45, 46, 47,  
48, 49, 50, 51, 52, 53, 54, 55, 56, 57, 58, 59, 60, 61, 62, 63,  
64, 65, 66, 67, 68, 69, 70, 71, 72, 73, 74, 75, 76, 77, 78, 79,  
80, 81, 82, 83, 84, 85, 86, 87, 88, 89, 90, 91, 92, 93, 94, 95,  
96, 65, 66, 67, 68, 69, 70, 71, 72, 73, 74, 75, 76, 77, 78, 79,  
80, 81, 82, 83, 84, 85, 86, 87, 88, 89, 90, 123, 124, 125, 126,  
0,  
0, 0, 130, 70, 132, 133, 134, 135, 0, 137, 83, 139, 140, 0, 0,  
0,  
0, 145, 146, 147, 148, 149, 45, 45, 152, 153, 83, 155, 140, 0, 0,  
89,  
9, 161, 162, 163, 164, 165, 166, 167, 168, 169, 65, 171, 172, 45,  
174, 175,  
176, 177, 50, 51, 180, 181, 182, 183, 184, 49, 79, 187, 188, 189,  
190, 191,  
65, 65, 65, 65, 196, 197, 196, 67, 69, 69, 69, 69, 73, 73, 73, 73,  
68, 78, 79, 79, 79, 79, 214, 215, 214, 85, 85, 85, 89, 89, 222,  
223,  
65, 65, 65, 65, 196, 197, 196, 67, 69, 69, 69, 69, 73, 73, 73, 73,  
68, 78, 79, 79, 79, 79, 214, 247, 214, 85, 85, 85, 89, 89, 222, 89

SET WIreland (256) to

0, 1, 2, 3, 4, 5, 6, 7, 8, 9, 10, 11, 12, 13, 14, 15,  
16, 17, 18, 19, 20, 21, 22, 23, 24, 25, 26, 27, 28, 29, 30, 31,  
32, 33, 34, 35, 36, 37, 38, 39, 40, 41, 42, 43, 44, 45, 46, 47,  
48, 49, 50, 51, 52, 53, 54, 55, 56, 57, 58, 59, 60, 61, 62, 63,  
64, 65, 66, 67, 68, 69, 70, 71, 72, 73, 74, 75, 76, 77, 78, 79,  
80, 81, 82, 83, 84, 85, 86, 87, 88, 89, 90, 91, 92, 93, 94, 95,  
96, 65, 66, 67, 68, 69, 70, 71, 72, 73, 74, 75, 76, 77, 78, 79,  
80, 81, 82, 83, 84, 85, 86, 87, 88, 89, 90, 123, 124, 125, 126,  
0,  
0, 0, 130, 70, 132, 133, 134, 135, 0, 137, 83, 139, 140, 0, 0,

0,  
0, 145, 146, 147, 148, 149, 45, 45, 152, 153, 83, 155, 140, 0,  
0, 89,  
9, 161, 162, 163, 164, 165, 166, 167, 168, 169, 65, 171, 172, 45,  
174, 175,  
176, 177, 50, 51, 180, 181, 182, 183, 184, 49, 79, 187, 188, 189,  
190, 191,  
65, 65, 65, 65, 65, 65, 198, 67, 69, 69, 69, 69, 73, 73, 73, 73,  
208, 78, 79, 79, 79, 79, 79, 215, 79, 85, 85, 85, 85, 89, 222,  
223,  
65, 65, 65, 65, 65, 65, 198, 67, 69, 69, 69, 69, 73, 73, 73, 73,  
208, 78, 79, 79, 79, 79, 79, 247, 79, 85, 85, 85, 85, 89, 222, 89

SET WArabic (256) to

0, 1, 2, 3, 4, 5, 6, 7, 8, 9, 10, 11, 12, 13, 14, 15,  
16, 17, 18, 19, 20, 21, 22, 23, 24, 25, 26, 27, 28, 29, 30, 31,  
32, 33, 34, 35, 36, 37, 38, 39, 40, 41, 42, 43, 44, 45, 46, 47,  
48, 49, 50, 51, 52, 53, 54, 55, 56, 57, 58, 59, 60, 61, 62, 63,  
64, 65, 66, 67, 68, 69, 70, 71, 72, 73, 74, 75, 76, 77, 78, 79,  
80, 81, 82, 83, 84, 85, 86, 87, 88, 89, 90, 91, 92, 93, 94, 95,  
96, 65, 66, 67, 68, 69, 70, 71, 72, 73, 74, 75, 76, 77, 78, 79,  
80, 81, 82, 83, 84, 85, 86, 87, 88, 89, 90, 123, 124, 125, 126,  
127,  
128, 129, 130, 70, 132, 133, 134, 135, 94, 137, 138, 139, 140,  
141, 142, 143,  
144, 145, 146, 147, 148, 149, 150, 151, 152, 153, 154, 155, 140,  
157, 0, 159,  
160, 161, 162, 163, 164, 165, 166, 167, 168, 169, 170, 171, 172,  
173, 174, 175,  
176, 177, 50, 51, 180, 181, 182, 183, 184, 49, 186, 187, 188, 189,  
190, 191,  
192, 193, 194, 193, 193, 193, 193, 199, 200, 201, 201, 203, 204,  
205, 206, 207,  
208, 209, 210, 211, 212, 213, 214, 215, 216, 217, 218, 219, 0,  
221, 222, 223,  
65, 225, 65, 227, 228, 229, 230, 67, 69, 69, 69, 69, 236, 236,  
73, 73,  
240, 241, 242, 243, 79, 245, 246, 247, 248, 85, 250, 85, 85, 0,  
0, 255

SET WHebrew (256) to

0, 1, 2, 3, 4, 5, 6, 7, 8, 9, 10, 11, 12, 13, 14, 15,  
16, 17, 18, 19, 20, 21, 22, 23, 24, 25, 26, 27, 28, 29, 30, 31,  
32, 33, 34, 35, 36, 37, 38, 39, 40, 41, 42, 43, 44, 45, 46, 47,  
48, 49, 50, 51, 52, 53, 54, 55, 56, 57, 58, 59, 60, 61, 62, 63,  
64, 65, 66, 67, 68, 69, 70, 71, 72, 73, 74, 75, 76, 77, 78, 79,  
80, 81, 82, 83, 84, 85, 86, 87, 88, 89, 90, 91, 92, 93, 94, 95,  
96, 65, 66, 67, 68, 69, 70, 71, 72, 73, 74, 75, 76, 77, 78, 79,  
80, 81, 82, 83, 84, 85, 86, 87, 88, 89, 90, 123, 124, 125, 126,  
127,  
128, 129, 130, 70, 132, 133, 134, 135, 94, 137, 138, 139, 140,  
141, 142, 143,  
144, 145, 146, 147, 148, 149, 150, 151, 152, 153, 154, 155, 156,  
157, 158, 159,  
160, 161, 162, 163, 164, 165, 166, 167, 168, 169, 170, 171, 172,  
173, 174, 175,  
176, 177, 50, 51, 180, 181, 182, 183, 184, 49, 186, 187, 188, 189,  
190, 191,  
192, 193, 194, 195, 196, 197, 198, 199, 200, 201, 202, 203, 204,  
205, 206, 207,  
208, 209, 210, 211, 212, 213, 214, 215, 216, 217, 218, 219, 220,  
221, 222, 223,  
224, 225, 226, 227, 228, 229, 230, 231, 232, 233, 234, 234, 236,  
237, 237, 239,  
239, 241, 242, 243, 243, 245, 245, 247, 248, 249, 250, 251, 252,  
0, 0, 255

## 2.2.51.6 DBCS Substitution Tables

SET WJapanese (235) (2) to  
(0x815C, 0x815C), (0x815B, 0x815B), (0x829F, 0x00A7),  
(0x82A0, 0x00B1),  
(0x82A1, 0x00A8), (0x82A2, 0x00B2), (0x82A3, 0x00A9),  
(0x82A4, 0x00B3),  
(0x82A5, 0x00AA), (0x82A6, 0x00B4), (0x82A7, 0x00AB),  
(0x82A8, 0x00B5),  
(0x82A9, 0x00B6), (0x82AA, 0xB6DE), (0x82AB, 0x00B7),  
(0x82AC, 0xB7DE),  
(0x82AD, 0x00B8), (0x82AE, 0xB8DE), (0x82AF, 0x00B9),  
(0x82B0, 0xB9DE),  
(0x82B1, 0x00BA), (0x82B2, 0xBADE), (0x82B3, 0x00BB),  
(0x82B4, 0xBBDE),  
(0x82B5, 0x00BC), (0x82B6, 0xBCDE), (0x82B7, 0x00BD),  
(0x82B8, 0xBDDE),  
(0x82B9, 0x00BE), (0x82BA, 0xBEDE), (0x82BB, 0x00BF),  
(0x82BC, 0xBFDE),  
(0x82BD, 0x00C0), (0x82BE, 0xC0DE), (0x82BF, 0x00C1),  
(0x82C0, 0xC1DE),  
(0x82C1, 0x00AF), (0x82C2, 0x00C2), (0x82C3, 0xC2DE),  
(0x82C4, 0x00C3),  
(0x82C5, 0xC3DE), (0x82C6, 0x00C4), (0x82C7, 0xC4DE),  
(0x82C8, 0x00C5),  
(0x82C9, 0x00C6), (0x82CA, 0x00C7), (0x82CB, 0x00C8),  
(0x82CC, 0x00C9),  
(0x82CD, 0x00CA), (0x82CE, 0xCADE), (0x82CF, 0xCADF),  
(0x82D0, 0x00CB),  
(0x82D1, 0xCBDE), (0x82D2, 0xCBDF), (0x82D3, 0x00CC),  
(0x82D4, 0xCCDE),  
(0x82D5, 0xCCDF), (0x82D6, 0x00CD), (0x82D7, 0xCDDE),  
(0x82D8, 0xCDDF),  
(0x82D9, 0x00CE), (0x82DA, 0xCEDE), (0x82DB, 0xCEDF),  
(0x82DC, 0x00CF),  
(0x82DD, 0x00D0), (0x82DE, 0x00D1), (0x82DF, 0x00D2),  
(0x82E0, 0x00D3),  
(0x82E1, 0x00AC), (0x82E2, 0x00D4), (0x82E3, 0x00AD),  
(0x82E4, 0x00D5),  
(0x82E5, 0x00AE), (0x82E6, 0x00D6), (0x82E7, 0x00D7),  
(0x82E8, 0x00D8),  
(0x82E9, 0x00D9), (0x82EA, 0x00DA), (0x82EB, 0x00DB),  
(0x82EC, 0x838E),  
(0x82ED, 0x00DC), (0x82EE, 0x8390), (0x82EF, 0x8391),  
(0x82F0, 0x00A6),  
(0x82F1, 0x00DD), (0x8340, 0x00A7), (0x8341, 0x00B1),  
(0x8342, 0x00A8),  
(0x8343, 0x00B2), (0x8344, 0x00A9), (0x8345, 0x00B3),  
(0x8346, 0x00AA),  
(0x8347, 0x00B4), (0x8348, 0x00AB), (0x8349, 0x00B5),  
(0x834A, 0x00B6),  
(0x834B, 0xB6DE), (0x834C, 0x00B7), (0x834D, 0xB7DE),  
(0x834E, 0x00B8),  
(0x834F, 0xB8DE), (0x8350, 0x00B9), (0x8351, 0xB9DE),  
(0x8352, 0x00BA),  
(0x8353, 0xBADE), (0x8354, 0x00BB), (0x8355, 0xBBDE),  
(0x8356, 0x00BC),  
(0x8357, 0xBCDE), (0x8358, 0x00BD), (0x8359, 0xBDDE),  
(0x835A, 0x00BE),  
(0x835B, 0xBEDE), (0x835C, 0x00BF), (0x835D, 0xBFDE),  
(0x835E, 0x00C0),  
(0x835F, 0xC0DE), (0x8360, 0x00C1), (0x8361, 0xC1DE),  
(0x8362, 0x00AF),  
(0x8363, 0x00C2), (0x8364, 0xC2DE), (0x8365, 0x00C3),  
(0x8366, 0xC3DE),  
(0x8367, 0x00C4), (0x8368, 0xC4DE), (0x8369, 0x00C5),  
(0x836A, 0x00C6),  
(0x836B, 0x00C7), (0x836C, 0x00C8), (0x836D, 0x00C9),  
(0x836E, 0x00CA),

(0x836F, 0xCADE), (0x8370, 0xCADF), (0x8371, 0x00CB),  
(0x8372, 0xCBDE),  
(0x8373, 0xCBDF), (0x8374, 0x00CC), (0x8375, 0xCCDE),  
(0x8376, 0xCCDF),  
(0x8377, 0x00CD), (0x8378, 0xCDDE), (0x8379, 0xCDDF),  
(0x837A, 0x00CE),  
(0x837B, 0xCEDE), (0x837C, 0xCEDF), (0x837D, 0x00CF),  
(0x837E, 0x00D0),  
(0x8380, 0x00D1), (0x8381, 0x00D2), (0x8382, 0x00D3),  
(0x8383, 0x00AC),  
(0x8384, 0x00D4), (0x8385, 0x00AD), (0x8386, 0x00D5),  
(0x8387, 0x00AE),  
(0x8388, 0x00D6), (0x8389, 0x00D7), (0x838A, 0x00D8),  
(0x838B, 0x00D9),  
(0x838C, 0x00DA), (0x838D, 0x00DB), (0x838E, 0x838E),  
(0x838F, 0x00DC),  
(0x8390, 0x8390), (0x8391, 0x8391), (0x8392, 0x00A6),  
(0x8393, 0x00DD),  
(0x8394, 0xB3DE), (0x8395, 0x8395), (0x8396, 0x8396),  
(0x824F, 0x30),  
(0x8250, 0x31), (0x8251, 0x32), (0x8252, 0x33), (0x8253, 0x34),  
(0x8254, 0x35), (0x8255, 0x36), (0x8256, 0x37), (0x8257, 0x38),  
(0x8258, 0x39), (0x8260, 0x41), (0x8261, 0x42), (0x8262, 0x43),  
(0x8263, 0x44), (0x8264, 0x45), (0x8265, 0x46), (0x8266, 0x47),  
(0x8267, 0x48), (0x8268, 0x49), (0x8269, 0x4A), (0x826A, 0x4B),  
(0x826B, 0x4C), (0x826C, 0x4D), (0x826D, 0x4E), (0x826E, 0x4F),  
(0x826F, 0x50), (0x8270, 0x51), (0x8271, 0x52), (0x8272, 0x53),  
(0x8273, 0x54), (0x8274, 0x55), (0x8275, 0x56), (0x8276, 0x57),  
(0x8277, 0x58), (0x8278, 0x59), (0x8279, 0x5A), (0x8151, 0x5F),  
(0x8281, 0x61), (0x8282, 0x62), (0x8283, 0x63), (0x8284, 0x64),  
(0x8285, 0x65), (0x8286, 0x66), (0x8287, 0x67), (0x8288, 0x68),  
(0x8289, 0x69), (0x828A, 0x6A), (0x828B, 0x6B), (0x828C, 0x6C),  
(0x828D, 0x6D), (0x828E, 0x6E), (0x828F, 0x6F), (0x8290, 0x70),  
(0x8291, 0x71), (0x8292, 0x72), (0x8293, 0x73), (0x8294, 0x74),  
(0x8295, 0x75), (0x8296, 0x76), (0x8297, 0x77), (0x8298, 0x78),  
(0x8299, 0x79), (0x829A, 0x7A)

SET WKorean (64) (2) to

(0xA3B0, 0x30), (0xA3B1, 0x31), (0xA3B2, 0x32), (0xA3B3, 0x33),  
(0xA3B4, 0x34), (0xA3B5, 0x35), (0xA3B6, 0x36), (0xA3B7, 0x37),  
(0xA3B8, 0x38), (0xA3B9, 0x39), (0xA3C1, 0x41), (0xA3C2, 0x42),  
(0xA3C3, 0x43), (0xA3C4, 0x44), (0xA3C5, 0x45), (0xA3C6, 0x46),  
(0xA3C7, 0x47), (0xA3C8, 0x48), (0xA3C9, 0x49), (0xA3CA, 0x4A),  
(0xA3CB, 0x4B), (0xA3CC, 0x4C), (0xA3CD, 0x4D), (0xA3CE, 0x4E),  
(0xA3CF, 0x4F), (0xA3D0, 0x50), (0xA3D1, 0x51), (0xA3D2, 0x52),  
(0xA3D3, 0x53), (0xA3D4, 0x54), (0xA3D5, 0x55), (0xA3D6, 0x56),  
(0xA3D7, 0x57), (0xA3D8, 0x58), (0xA3D9, 0x59), (0xA3DA, 0x5A),  
(0xA3DF, 0x5F), (0xA3E1, 0x61), (0xA3E2, 0x62), (0xA3E3, 0x63),  
(0xA3E4, 0x64), (0xA3E5, 0x65), (0xA3E6, 0x66), (0xA3E7, 0x67),  
(0xA3E8, 0x68), (0xA3E9, 0x69), (0xA3EA, 0x6A), (0xA3EB, 0x6B),  
(0xA3EC, 0x6C), (0xA3ED, 0x6D), (0xA3EE, 0x6E), (0xA3EF, 0x6F),  
(0xA3F0, 0x70), (0xA3F1, 0x71), (0xA3F2, 0x72), (0xA3F3, 0x73),  
(0xA3F4, 0x74), (0xA3F5, 0x75), (0xA3F6, 0x76), (0xA3F7, 0x77),  
(0xA3F8, 0x78), (0xA3F9, 0x79), (0xA3FA, 0x7A)

SET WChineseTraditional (64) (2) to

(0xA2AF, 0x30), (0xA2B0, 0x31), (0xA2B1, 0x32), (0xA2B2, 0x33),  
(0xA2B3, 0x34), (0xA2B4, 0x35), (0xA2B5, 0x36), (0xA2B6, 0x37),  
(0xA2B7, 0x38), (0xA2B8, 0x39), (0xA2CF, 0x41), (0xA2D0, 0x42),  
(0xA2D1, 0x43), (0xA2D2, 0x44), (0xA2D3, 0x45), (0xA2D4, 0x46),  
(0xA2D5, 0x47), (0xA2D6, 0x48), (0xA2D7, 0x49), (0xA2D8, 0x4A),  
(0xA2D9, 0x4B), (0xA2DA, 0x4C), (0xA2DB, 0x4D), (0xA2DC, 0x4E),  
(0xA2DD, 0x4F), (0xA2DE, 0x50), (0xA2DF, 0x51), (0xA2E0, 0x52),  
(0xA2E1, 0x53), (0xA2E2, 0x54), (0xA2E3, 0x55), (0xA2E4, 0x56),  
(0xA2E5, 0x57), (0xA2E6, 0x58), (0xA2E7, 0x59), (0xA2E8, 0x5A),  
(0xA1C5, 0x5F), (0xA2E9, 0x61), (0xA2EA, 0x62), (0xA2EB, 0x63),  
(0xA2EC, 0x64), (0xA2ED, 0x65), (0xA2EE, 0x66), (0xA2EF, 0x67),  
(0xA2F0, 0x68), (0xA2F1, 0x69), (0xA2F2, 0x6A), (0xA2F3, 0x6B),  
(0xA2F4, 0x6C), (0xA2F5, 0x6D), (0xA2F6, 0x6E), (0xA2F7, 0x6F),  
(0xA2F8, 0x70), (0xA2F9, 0x71), (0xA2FA, 0x72), (0xA2FB, 0x73),

(0xA2FC, 0x74), (0xA2FD, 0x75), (0xA2FE, 0x76), (0xA340, 0x77),  
(0xA341, 0x78), (0xA342, 0x79), (0xA343, 0x7A)

SET WChineseSimplified (64) (2) to

(0xA3B0, 0x30), (0xA3B1, 0x31), (0xA3B2, 0x32), (0xA3B3, 0x33),  
(0xA3B4, 0x34), (0xA3B5, 0x35), (0xA3B6, 0x36), (0xA3B7, 0x37),  
(0xA3B8, 0x38), (0xA3B9, 0x39), (0xA3C1, 0x41), (0xA3C2, 0x42),  
(0xA3C3, 0x43), (0xA3C4, 0x44), (0xA3C5, 0x45), (0xA3C6, 0x46),  
(0xA3C7, 0x47), (0xA3C8, 0x48), (0xA3C9, 0x49), (0xA3CA, 0x4A),  
(0xA3CB, 0x4B), (0xA3CC, 0x4C), (0xA3CD, 0x4D), (0xA3CE, 0x4E),  
(0xA3CF, 0x4F), (0xA3D0, 0x50), (0xA3D1, 0x51), (0xA3D2, 0x52),  
(0xA3D3, 0x53), (0xA3D4, 0x54), (0xA3D5, 0x55), (0xA3D6, 0x56),  
(0xA3D7, 0x57), (0xA3D8, 0x58), (0xA3D9, 0x59), (0xA3DA, 0x5A),  
(0xA3DF, 0x5F), (0xA3E1, 0x61), (0xA3E2, 0x62), (0xA3E3, 0x63),  
(0xA3E4, 0x64), (0xA3E5, 0x65), (0xA3E6, 0x66), (0xA3E7, 0x67),  
(0xA3E8, 0x68), (0xA3E9, 0x69), (0xA3EA, 0x6A), (0xA3EB, 0x6B),  
(0xA3EC, 0x6C), (0xA3ED, 0x6D), (0xA3EE, 0x6E), (0xA3EF, 0x6F),  
(0xA3F0, 0x70), (0xA3F1, 0x71), (0xA3F2, 0x72), (0xA3F3, 0x73),  
(0xA3F4, 0x74), (0xA3F5, 0x75), (0xA3F6, 0x76), (0xA3F7, 0x77),  
(0xA3F8, 0x78), (0xA3F9, 0x79), (0xA3FA, 0x7A)

## 3 Protocol Details

The following sections specify OLE Automation Protocol details, including abstract data models, interface method syntax, and message processing rules.

### 3.1 Automation Server Details

An automation server is any COM server that exposes access to its functionality through an implementation of IDispatch. This automation interface can be either an oleautomation interface or a "dual" interface; but, for the server to qualify as an automation server, its clients need to be able to access its functionality through calls to IDispatch::Invoke (section 3.1.4.4).

The distinguishing characteristic of IDispatch is that clients do not need to have specific type information regarding the way the automation server exposes its functionality. Rather, clients can use a looser approach in which they provide a name for the method that they need to call, and then provide the arguments to be passed to this method in a format that allows for both named arguments and more loosely typed arguments.

#### 3.1.1 Abstract Data Model

This section describes a conceptual model of possible data organization that an implementation maintains to participate in this protocol. The described organization is provided to explain how the protocol behaves. This specification does not mandate that implementations adhere to this model as long as their external behavior is consistent with the behavior described in this specification.

The automation server needs to maintain a direct and consistent mapping for the DISPIDs that it recognizes for specific name requests. This mapping is permanent if, and only if, the method definition in the IDL file is marked with the id attribute (as specified in section 2.2.49.5) or if the server documents the mapping in the component documentation. If the preceding conditions are not satisfied, the automation server MAY generate the mapping on the fly, but it maintains it for the extent of its own lifetime.

The automation server maintains a dispatch mapping table that contains a list of mapping entries for each supported locale ID. Automation clients calling servers that do not have their DISPIDs specified in the IDL and that also do not have their DISPIDs specified in the server documentation cannot assume that the mapping is permanent and always query for the current mapping.

Each mapping entry contains:

- A list of names that identify the method or property and the named parameters that the server supports for it.
- A corresponding list of DISPIDs.

**Note** The preceding conceptual data can be implemented by using a variety of techniques. Any data structure that stores this conceptual data may be used in the implementation.

#### 3.1.2 Timers

None.

#### 3.1.3 Initialization

The server MUST initialize its dispatch mapping tables.

### 3.1.4 Message Processing Events and Sequencing Rules

This is an overview of the four methods used by the IDispatch interface. The names and opnums of each method follow, as well as a simple description of the method.

IDispatch derives from the IUnknown interface. IDispatch servers MUST implement the methods that are defined in IUnknown, in the order in which and with the opnums with which they are specified, in [MS-DCOM] Appendix A.

Methods in RPC Opnum Order

Method	Description
GetTypeInfoCount	The GetTypeInfoCount method specifies whether the automation server provides type description information. Opnum: 3
GetTypeInfo	The GetTypeInfo method provides access to the type description information that is exposed by the automation server. Opnum: 4
GetIDsOfNames	The GetIDsOfNames method maps a single member name (method or property name), and an optional set of argument names, to a corresponding set of integer DISPIDs, which can be used on subsequent calls to IDispatch::Invoke. Opnum: 5
Invoke	The Invoke method provides access to properties and methods that are exposed by the automation server. Opnum: 6

All methods MUST NOT throw exceptions. All return values use the NTSTATUS numbering space; in particular, a value of 0x00000000 indicates success, and any other return value indicates an error. All error values are specified in [MS-ERREF] and MUST be treated the same, unless specified otherwise.

#### 3.1.4.1 IDispatch::GetTypeInfoCount (Opnum 3)

The GetTypeInfoCount method specifies whether the automation server provides Type description information.

```
HRESULT GetTypeInfoCount(  
    [out] UINT* pctinfo  
);
```

**pctinfo:** MUST be set to 0 if the automation server does not provide Type description information. Otherwise, it MUST be set to 1.

**Return Values:** The method MUST return information in an **HRESULT** data structure, defined in [MS-ERREF] section 2.1. The severity bit in the structure identifies the following conditions:

- If the severity bit is set to 0, the method completed successfully.
- If the severity bit is set to 1, the method failed and encountered a fatal error.

#### 3.1.4.2 IDispatch::GetTypeInfo (Opnum 4)

The GetTypeInfo method provides access to the Type description information exposed by the automation server.



```

HRESULT GetTypeInfo(
    [in] UINT iTInfo,
    [in] LCID lcid,
    [out] ITypeInfo** ppTInfo
);

```

**iTInfo:** MUST be 0.

**lcid:** MUST equal the locale ID for the Type description information to be retrieved.

**ppTInfo:** MUST be set to reference an instance of an ITypeInfo server that corresponds to the default nonsource interface of the coclass implementing IDispatch (see section 2.2.49.8). MUST refer to the **partner dispinterface** if the default nonsource interface is a dual interface. MUST be set to NULL if the coclass does not specify a default nonsource interface.

**Return Values:** The method MUST return information in an **HRESULT** data structure, defined in [MS-ERREF] section 2.1. The severity bit in the structure identifies the following conditions:

- If the severity bit is set to 0, the method completed successfully.
- If the severity bit is set to 1 and the entire HRESULT DWORD does not match the value in the following table, a fatal failure occurred.
- If the severity bit is set to 1 and the entire HRESULT DWORD matches the value in the following table, a failure occurred.

Return value/code	Description
0x8002000B DISP_E_BADINDEX	SHOULD be returned when the value of the passed in iTInfo argument was not 0. See [MS-ERREF].

### 3.1.4.3 IDispatch::GetIDsOfNames (Opnum 5)

The GetIDsOfNames method maps a single member (method or property) name, and an optional set of argument names, to a corresponding set of integer DISPIDs, which can be used on subsequent calls to IDispatch::Invoke.

```

HRESULT GetIDsOfNames(
    [in] REFIID riid,
    [in, size_is(cNames)] LPOLESTR* rgszNames,
    [in, range(0,16384)] UINT cNames,
    [in] LCID lcid,
    [out, size_is(cNames)] DISPID* rgDispId
);

```

**riid:** MUST equal IID\_NULL (see section 1.9).

**rgszNames:** MUST be the array of strings to be mapped. The first string in the array MUST specify the name of a method or property that is supported by the server. Any additional strings MUST contain the names of all arguments for the method or property that is specified by the value in the first string. The mapping MUST be case-insensitive.

**cNames:** MUST equal the count of names to be mapped, and MUST<54> be between 0 and 16384.

**lcid:** MUST equal the locale ID in which to interpret the names.

**rgDispId:** MUST be an array of DISPIDs that are filled in by the server. Each DISPID corresponds, by position, to one of the names passed in *rgszNames*.

**Return Values:** The method MUST return information in an HRESULT data structure, as defined in [MS-ERREF] section 2.1. The severity bit in the structure identifies the following conditions:

- If the severity bit is set to 0, the method completed successfully.
- If the severity bit is set to 1 and the entire HRESULT DWORD does not match a value in the following table, a fatal failure occurred.
- If the severity bit is set to 1 and the entire HRESULT DWORD matches a value in the following table, a failure occurred.

Return value/code	Description
0x80020006 DISP_E_UNKNOWNAME	One or more names were not known. The returned array of DISPIDs MUST contain at least one DISPID_UNKNOWN, and there MUST be one DISPID_UNKNOWN for each entry that corresponds to an unknown name. See [MS-ERREF].
0x80020001 DISP_E_UNKNOWINTERFACE	The interface identifier passed in riid is not IID_NULL. See [MS-ERREF].

Exceptions Thrown: No exceptions are thrown from this method except those that are thrown by the underlying RPC Protocol specified in [MS-RPCE].

When GetIDsOfNames is called with more than one name, the first name (*rgszNames[0]*) corresponds to the member name, and subsequent names correspond to the names of member parameters.

The same name **may** map to different DISPIDs, depending on context. For example, a name **may** have a DISPID when it is used as: a member name with a particular interface, a different ID as a member of a different interface, **and/or** a different mapping for each time it appears as a parameter.

The implementation of GetIDsOfNames MUST be case-insensitive.

An implementation of the OLE Automation Protocol MAY choose to implement a mapping for the parameter names that map to the index of the parameter in the member parameter list.

#### 3.1.4.4 IDispatch::Invoke (Opnum 6)

The Invoke method provides access to properties and methods exposed by the automation server.

```
HRESULT Invoke(  
    [in] DISPID dispIdMember,  
    [in] REFIID riid,  
    [in] LCID lcid,  
    [in] DWORD dwFlags,  
    [in] DISPPARAMS* pDispParams,  
    [out] VARIANT* pVarResult,  
    [out] EXCEPINFO* pExcepInfo,  
    [out] UINT* pArgErr,  
    [in] UINT cVarRef,  
    [in, size_is(cVarRef)] UINT* rgVarRefIdx,  
    [in, out, size_is(cVarRef)] VARIANT* rgVarRef  
);
```

**dispIdMember:** MUST equal the DISPID of the method or property to call.

**riid:** MUST equal IID\_NULL (see section 1.9).

**lcid:** MUST equal a locale ID supported by the automation server. This value SHOULD be used by the automation server if any of the arguments are strings whose meaning is dependent on a specific locale ID. If no such strings are present in the arguments the server SHOULD ignore this value.

**dwFlags:** MUST be a combination of the bit flags specified in the following table.

**Note** The value MUST specify one and only one of the following bit flags: DISPATCH\_METHOD, DISPATCH\_PROPERTYGET, DISPATCH\_PROPERTYPUT, or DISPATCH\_PROPERTYPUTREF.

Value	Meaning
DISPATCH_METHOD 0x00000001	The member is invoked as a method.
DISPATCH_PROPERTYGET 0x00000002	The member is retrieved as a property or data member.
DISPATCH_PROPERTYPUT 0x00000004	The member is changed as a property or data member.
DISPATCH_PROPERTYPUTREF 0x00000008	The member is changed by a reference assignment, rather than by a value assignment. This flag is valid only when the property accepts a reference to an object.
DISPATCH_zeroVarResult 0x00020000	MUST specify that the client is not interested in the actual pVarResult [out] argument. On return the pVarResult argument MUST point to a VT_EMPTY variant, with all reserved fields set to 0.
DISPATCH_zeroExcepInfo 0x00040000	MUST specify that the client is not interested in the actual pExcepInfo [out] argument. On return pExcepInfo MUST point to an EXCEPINFO structure, with all scalar fields set to 0 and all BSTR fields set to NULL.
DISPATCH_zeroArgErr 0x00080000	MUST specify that the client is not interested in the actual pArgErr [out] argument. On return, pArgErr MUST be set to 0.

**pDispParams:** MUST point to a DISPPARAMS structure that defines the arguments passed to the method. Arguments MUST be stored in pDispParams->rgvarg in reverse order, so that the first argument is the one with the highest index in the array. Byref arguments MUST be marked in this array as VT\_EMPTY entries, and stored in rgVarRef instead. For more information, see section 2.2.33.

**pVarResult:** MUST point to a VARIANT that will be filled with the result of the method or property call.

**pExcepInfo:** If this value is not null and the return value is DISP\_E\_EXCEPTION, this structure MUST be filled by the automation server. Otherwise, it MUST specify a 0 value for the **scode** and **wCode** fields, and it MUST be ignored on receipt.

**pArgErr:** If this value is not null and the return value is DISP\_E\_TYPERISMATCH or DISP\_E\_PARAMNOTFOUND, this argument MUST equal the index (within pDispParams->rgvarg) of the first argument that has an error. Otherwise, it MUST be ignored on receipt.

**cVarRef:** MUST equal the number of byref arguments passed in pDispParams.

**rgVarRefIdx:** MUST contain an array of cVarRef unsigned integers that holds the indices of the byref arguments marked as VT\_EMPTY entries in pDispParams->rgvarg.

**rgVarRef:** MUST contain the byref arguments as set by the client at the time of the call, and by the server on successful return from the call. Arguments in this array MUST also be stored in reverse order, so that the first byref argument has the highest index in the array.

**Return Values:** The method MUST return information in an HRESULT data structure, defined in [MS-ERREF] section 2.1. The severity bit in the structure identifies the following conditions:

- If the severity bit is set to 0, the method completed successfully.
- If the severity bit is set to 1 and the entire HRESULT DWORD does not match a value in the following table, a fatal failure occurred.
- If the severity bit is set to 1 and the entire HRESULT DWORD matches a value in the following table, a failure occurred.

Return value/code	Description
0x80020009 DISP_E_EXCEPTION	The application needs to raise an exception. In this case, the structure passed in <i>pExcepInfo</i> MUST be filled in with a nonzero error code. See [MS-ERREF].
0x80020004 DISP_E_PARAMNOTFOUND	One of the parameter DISPIDs does not correspond to a parameter on the method. In this case, <i>pArgErr</i> MUST be set to the first argument that contains the error. See [MS-ERREF].
0x80020005 DISP_E_TYEMISMATCH	One or more of the arguments could not be coerced into the type of the corresponding formal parameter. The index within <i>rgvarg</i> of the first parameter with the incorrect type MUST be returned in the <i>pArgErr</i> parameter. For more information, see section 3.1.4.4.4 and [MS-ERREF].
0x8002000E DISP_E_BADPARAMCOUNT	The number of elements provided to DISPPARAMS is different from the number of arguments accepted by the method or property. See [MS-ERREF].
0x80020008 DISP_E_BADVARTYPE	One of the arguments in <i>rgvarg</i> is not a valid variant type. See [MS-ERREF].
0x80020003 DISP_E_MEMBERNOTFOUND	The requested member does not exist, or the call to <i>Invoke</i> tried to set the value of a read-only property. See [MS-ERREF].
0x80020007 DISP_E_NONAMEDARGS	At least one named argument was provided for methods with a <i>vararg</i> parameter (see section 3.1.4.4.3), for which named arguments are illegal. See [MS-ERREF].
0x8002000A DISP_E_OVERFLOW	One of the arguments in <i>rgvarg</i> could not be coerced to the type of its corresponding formal parameter. See [MS-ERREF].
0x80020001 DISP_E_UNKNOWNINTERFACE	The interface identifier passed in <i>riid</i> is not IID_NULL. See [MS-ERREF].
0x8002000F DISP_E_PARAMNOTOPTIONAL	A required parameter was omitted. See [MS-ERREF].

Exceptions Thrown: No exceptions are thrown beyond those thrown by the underlying RPC Protocol, as specified in [MS-RPCE].

### 3.1.4.4.1 Invoke Consistency Checks

The following conditions MUST hold:

- If `pDispParams->cNamedArgs` is nonzero, `rgdispidNamedArgs` MUST contain the DISPIDs corresponding to the named arguments that are recognized by the server in the context of the current method or property (identified by the `dispIdMember` argument passed to `Invoke`).
- The last `cArgs-cNamedArgs` VARIANT values from `rgvargs` correspond to the positional arguments passed to the method.
- There are no `VT_BYREF` variant values in `rgvargs`.
- All variant values in `rgVarRef` have the `VT_BYREF` bit flag set.
- Each VARIANT contained within the `pDispParams->rgvarg` array, whose index corresponds to an entry in `rgVarRefIdx`, is set to `VT_EMPTY`.

#### 3.1.4.4.2 Invoke Argument-Parameter Mapping

The two arrays of VARIANTS that appear in this method, `pDispParams->rgvarg` and `rgVarRef`, are two halves of the same whole.

The first array, `pDispParams->rgvarg`, MUST contain only the [in] argument values, whose updates do not need to be reflected on the client side. The second array, `rgVarRef`, MUST contain all the [in, out] or [out] arguments, passed by reference, which need to update client-side state upon return. The elements in this array MUST be mapped to positional or named arguments through `rgVarRefIdx`.

In addition, any parameters that have the `lcid` or `retval` attributes MUST NOT be packed in the `pDispParams->rgvarg` or `rgVarRef`. Instead the "lcid" argument MUST be used to specify the third argument (`lcid`) to `IDispatch::Invoke`. Also, the "retval" argument MUST be set from the sixth argument (`pVarResult`) to `IDispatch::Invoke`.

#### 3.1.4.4.3 Handling Default Value and Optional Arguments

For any arguments that the automation client does not semantically need to specify that correspond to *defaultvalue* parameters, the automation client MUST use the value specified in the **defaultvalue** attribute.

For any arguments that the automation client does not semantically need to specify, that correspond to optional parameters, the automation client MUST use the "optional argument marker". The "optional argument marker" is a VARIANT value with the **discriminant** field set to `VT_ERROR` and the **scode** field set to `DISP_E_PARAMNOTFOUND`.

A method with the **vararg** attribute does not specify optional arguments by position. To pass arguments that do not correspond to positional arguments, the automation client MUST create a one-dimensional SAFEARRAY of VARIANTS whose length is the number of additional arguments, package the values of the arguments as VARIANTS in the SAFEARRAY, and pass the SAFEARRAY as the first argument in `pDispParams`. The automation client MUST pass an empty SAFEARRAY as the final argument of a **vararg** method if it does not need to specify any optional arguments.

#### 3.1.4.4.4 Argument Coercion

The automation server MAY attempt to convert the arguments passed in `pDispParams` to the expected types of the formal parameters of the method or property that is called. If no possible coercion exists, the server MUST return `DISP_E_TYPERISMATCH`.

### 3.1.5 Timer Events

None.

### 3.1.6 Other Local Events

None.

## 3.2 Automation Client Details

### 3.2.1 Abstract Data Model

This section describes a conceptual model of possible data organization that an implementation maintains to participate in this protocol. The described organization is provided to explain how the protocol behaves. This specification does not mandate that implementations adhere to this model as long as their external behavior is consistent with the behavior described in this specification.

For every locale ID that an automation client is using, it **MUST** maintain a dispatch mapping table that contains a list of mapping entries.

Each mapping entry **MUST** contain:

- The list of names that identify the method or property, and the named parameters that the client intends to use for calls to those operations.
- A corresponding list of DISPIDs.

**Note** The preceding conceptual data can be implemented by using a variety of techniques. Any data structure that stores this conceptual data [may](#) be used in the implementation.

### 3.2.2 Timers

None.

### 3.2.3 Initialization

If the client caches the mapping between the automation server's member names and the corresponding DISPIDs, the client **MUST** initialize the cache at this time.

### 3.2.4 Message Processing and Sequencing Rules

If the client does not have prior knowledge of the server's DISPIDs, it **MUST** call `IDispatch::GetIDsOfNames` (section 3.1.4.3) before calling `IDispatch::Invoke` (section 3.1.4.4). The client **MUST** call `GetIDsOfNames` at least once for each automation member (see section 2.2.49.5 ) that it needs to call.

The sequence of events in this case **MUST** be as follows:

- The automation client calls `IDispatch::GetIDsOfNames` to obtain the mapping between the automation member name and any of its named arguments, and their corresponding DISPIDs (see section 2.2.32).
- The automation client potentially caches this mapping in the dispatch mapping table that corresponds to the locale ID value it specified.
- The automation client invokes the operation by using `IDispatch::Invoke` one or more times.

If the client uses the DISPIDs retrieved at compile time (from the documentation of the automation server, or from the IDL that describes the Automation interface), there are no sequencing rules.

### 3.2.5 Timer Events

None.

### 3.2.6 Other Local Events

None.

## 3.3 IEnumVARIANT Server Details

By implementing the IEnumVARIANT interface, a server provides a method for enumerating a collection of variants, including heterogeneous collections of objects. This interface SHOULD be implemented by COM servers that expose collections of objects.

An automation server SHOULD expose this functionality by implementing a `_NewEnum` method with a DISPID of `DISPID_NEWENUM`, as specified in section 2.2.32.1.

IEnumVARIANT MUST NOT impose restrictions on the semantics associated with the collection it manages.

### 3.3.1 Abstract Data Model

An IEnumVARIANT server MUST maintain a sequence of elements and the current position in the enumeration:

- Static servers: MUST maintain a static sequence of elements throughout its lifetime, and the current position in the sequence.
- Semi-static servers: MUST maintain a static sequence of elements, and the current position in the sequence. The sequence MUST be updated upon the call to `Reset`.
- Dynamic servers: MUST maintain the current position in the sequence and server-specific state that allows it to dynamically retrieve the next elements requested by a client.

### 3.3.2 Timers

None.

### 3.3.3 Initialization

The server MUST initialize the current position. A static and semi-static server MUST initialize the sequence of elements it manages.

### 3.3.4 Message Processing and Sequencing Rules

This is an overview of the four methods that are used by the IEnumVARIANT interface. The names and opnums of each method are given as follows, as well as a simple description of the method.

The IEnumVARIANT derives from the IUnknown interface. IEnumVARIANT servers MUST implement the methods defined in IUnknown in the order and with the opnums with which they are specified in [MS-DCOM] Appendix A.

Methods in RPC Opnum Order

Method	Description
Next	The IEnumVARIANT::Next method returns the requested items that are next in the enumeration sequence. Opnum: 3
Skip	The IEnumVARIANT::Skip method skips over the requested number of elements in the enumeration sequence. Opnum: 4
Reset	The IEnumVARIANT::Reset method resets the enumeration sequence to the beginning. Opnum: 5
Clone	The IEnumVARIANT::Clone method creates a copy of the current state of the enumeration. Opnum: 6

All methods MUST NOT throw exceptions. All return values use the NTSTATUS numbering space; in particular, a value of 0x00000000 indicates success, and any other return value indicates an error. All error values are specified in [MS-ERREF] and MUST be treated the same unless specified otherwise.

### 3.3.4.1 IEnumVARIANT::Next (Opnum 3)

The IEnumVARIANT::Next method returns up to the number of requested items that occur next in the enumeration sequence.

```

HRESULT Next(
    [in] ULONG celt,
    [out, size_is(celt), length_is(*pCeltFetched)]
    VARIANT* rgVar,
    [out] ULONG* pCeltFetched
);

```

**celt:** MUST be set to the maximum number of elements to return. The value MUST NOT be 0.

**rgVar:** MUST be set to an array of elements that are returned from the enumeration sequence.

**pCeltFetched:** MUST be set to the number of elements successfully returned. This number MUST be equal to the value in *celt*, unless the end of the enumeration sequence is encountered.

**Return Values:** The method MUST return the information in an **HRESULT** data structure, which is defined in [MS-ERREF] section 2.1. The severity bit in the structure identifies the following conditions:

- If the severity bit is set to 0, the method completed successfully.
- If the severity bit is set to 1, the method failed and encountered a fatal error.

A static or semistatic IEnumVARIANT server MUST retrieve the next *celt* elements from the sequence and fill in *rgVar* up to the *celt* elements or up to the remaining number of elements that are not yet enumerated.

A dynamic server MUST use its server-specific state to retrieve the next elements.

In all cases, the server MUST:

- Set *pCeltFetched* with the number retrieved.
- Update the current position in the sequence.



- Return a status of 1 (S\_FALSE) if *pCeltFetched* is not equal to *celt*.

### 3.3.4.2 IEnumVARIANT::Skip (Opnum 4)

The IEnumVARIANT::Skip method skips over the requested number of elements in the enumeration sequence.

```
HRESULT Skip(  
    [in] ULONG celt  
);
```

**celt:** MUST be set to the maximum number of elements to skip over.

**Return Values:** The method MUST return information in an **HRESULT** data structure, defined in [MS-ERREF] section 2.1. The severity bit in the structure identifies the following conditions:

- If the severity bit is set to 0, the method completed successfully.
- If the severity bit is set to 1, the method failed and encountered a fatal error.

A static or semi-static IEnumVARIANT server MUST update the current position in the sequence by either *celt* elements, or the number of elements remaining, whichever is smaller.

A dynamic server MUST use its server-specific state to affect the dynamic collection it manages, and MUST update the current position in the sequence by either *celt* elements, or the number of elements remaining, whichever is smaller.

In all cases, the server MUST return 1 (S\_FALSE), if the current position was updated by less than *celt* elements.

### 3.3.4.3 IEnumVARIANT::Reset (Opnum 5)

The IEnumVARIANT::Reset method resets the enumeration sequence to the beginning.

```
HRESULT Reset();
```

This method has no parameters.

**Return Values:** The method MUST return information in an **HRESULT** data structure, defined in [MS-ERREF] section 2.1. The severity bit in the structure identifies the following conditions:

- If the severity bit is set to 0, the method completed successfully.
- If the severity bit is set to 1, the method failed and encountered a fatal error.

A static server MUST reset its current position in the sequence.

A semi-static or dynamic server MUST update the sequence of elements it maintains and MUST reset the current position in the sequence to the beginning.

### 3.3.4.4 IEnumVARIANT::Clone (Opnum 6)

The IEnumVARIANT::Clone method creates a copy of the current state of the enumeration.

```
HRESULT Clone(  
    [out] IEnumVARIANT** ppEnum
```

);

**ppEnum:** MUST be set to an instance of the enumeration.

**Return Values:** The method MUST return information in an **HRESULT** data structure, defined in [MS-ERREF] section 2.1. The severity bit in the structure identifies the following conditions:

- If the severity bit is set to 0, the method completed successfully.
- If the severity bit is set to 1, the method failed and encountered a fatal error.

The server MUST create a new COM server that implements IEnumVARIANT. The state of the newly created IEnumVARIANT server MUST be set according to the type of the current server:

- If the original server is a static or semi-static server, the state of the new COM server MUST be based on the current state of the enumeration.
- If the original server is a dynamic server, the state of the new COM server MUST be based on the current state of the underlying collection, and the current position in the sequence.

### 3.3.5 Timer Events

None.

### 3.3.6 Other Local Events

None.

## 3.4 IEnumVARIANT Client Details

An IEnumVARIANT client iterates over the elements of a collection managed by an IEnumVARIANT server.

### 3.4.1 Abstract Data Model

None.

### 3.4.2 Timers

None.

### 3.4.3 Initialization

None.

### 3.4.4 Message Processing and Sequencing Rules

An IEnumVARIANT client MUST retrieve an instance of the server by:

- Some DCOM server-specific method.
- Calling `_NewEnum` (see section 2.2.32.1) on an automation server.

The client MUST call `IEnumVARIANT::Next` to enumerate over the elements of the collection.

The client MUST call IEnumVARIANT::Skip if it needs to omit collection elements from the enumeration.

The client MUST call IEnumVARIANT::Reset if it needs to restart the enumeration.

The client MUST call IEnumVARIANT::Clone if it needs to save the current state of the enumeration.

### **3.4.5 Timer Events**

None.

### **3.4.6 Other Local Events**

None.

## **3.5 ITypeComp Server Details**

The ITypeComp interface defines methods that map names to types and type members.

### **3.5.1 Abstract Data Model**

This section describes a conceptual model of possible data organization that an implementation maintains to participate in this protocol. The described organization is provided to facilitate the explanation of how the protocol behaves. This specification does not mandate that implementations adhere to this model so long as their external behavior is consistent with the behavior described in this specification.

An ITypeComp server MUST maintain a "binding server" reference to either an ITypeLib server or an ITypeInfo server. The binding context of the ITypeComp server (see section 3.5.4.1.1) MUST be the same as the binding context of the binding server.

The reference to an ITypeLib server or ITypeInfo server MUST be permanent over the lifetime of the ITypeComp server.

### **3.5.2 Timers**

None.

### **3.5.3 Initialization**

The server MUST initialize its ITypeLib or ITypeInfo reference and maintain the reference over its lifetime. The ITypeLib or ITypeInfo instance referenced by the ITypeComp server MUST be initialized as specified in section 3.11.3 or section 3.7.3.

### **3.5.4 Message Processing Events and Sequencing Rules**

This is an overview of the two methods that are used by the ITypeComp interface. The names and opnums of each method are given as follows, in addition to simple descriptions of the methods.

ITypeComp derives from the IUnknown interface. ITypeComp servers MUST implement the methods that are defined in IUnknown, in the order in which and with the opnums with which they are specified in [MS-DCOM] Appendix A.

Methods in RPC Opnum Order

Method	Description
Bind	The Bind method retrieves a type member whose name corresponds to a specified string. Opnum: 3
BindType	The BindType method retrieves a reference to an Automation type description whose name corresponds to a specified string. Opnum: 4

All methods MUST NOT throw exceptions. All return values use the NTSTATUS numbering space; in particular, a value of 0x00000000 indicates success, and any other return value indicates an error. All error values are specified in [MS-ERREF] and MUST be treated the same, unless specified otherwise.

### 3.5.4.1 ITypeComp::Bind (Opnum 3)

The Bind method retrieves automation type description server instances and related structures that provide access to a method, property or data member whose name corresponds to a specified string.

```

HRESULT Bind(
    [in] LPOLESTR szName,
    [in] ULONG lHashVal,
    [in] WORD wFlags,
    [out] ITypeInfo** ppTypeInfo,
    [out] DESCCKIND* pDescKind,
    [out] LPFUNCDESC* ppFuncDesc,
    [out] LPVARDESC* ppVarDesc,
    [out] ITypeComp** ppTypeComp,
    [out] DWORD* pReserved
);

```

**szName:** MUST be set to a string.

**lHashVal:** MUST be set to the hash value that corresponds to the value of *szName* (as specified in section 2.2.51) or 0. Whether 0 or a computed hash value is specified for this argument, the server MUST return the same values in *ppTypeInfo*, *pDescKind*, *ppFuncDesc*, *ppVarDesc*, and *ppTypeComp*.

**wFlags:** MUST be set to a value of the INVOKEKIND enumeration, as specified in section 2.2.14, or 0.

**ppTypeInfo:** MUST be set to a reference to the ITypeInfo server instance that corresponds to the element whose name matches the value of *szName* or NULL, as specified in sections 3.5.4.1.2 and 2.2.50. MUST be set to NULL if *szName* does not match the name of any element in the binding context (see section 3.5.4.1.1).

**pDescKind:** MUST be set to one of the following values of the DESCCKIND enumeration (section 2.2.22):

- MUST be set to DESCCKIND\_FUNCDESC if the values of *szName* and *wFlags* specify a method or property accessor method in the binding context of the ITypeComp server.
- MUST be set to DESCCKIND\_VARDESC if the values of *szName* and *wFlags* specify a data member of an enumeration, module, or ODL dispinterface in the binding context of the ITypeComp server, or if the binding server is an ITypeLib server and *szName* specifies the name of an appobject coclass in the binding context of the ITypeComp server.
- MUST be set to DESCCKIND\_TYPECOMP if the value of *szName* specifies an enumeration or module in the binding context of the ITypeComp server.

- MUST be set to DESCKIND\_IMPLICITAPPOBJ if the binding server is an ITypeLib server, the value of *szName* specifies an element in the binding context of an appobject coclass, and the appobject coclass is in the binding context of the ITypeComp server.
- Otherwise, MUST be set to DESCKIND\_NONE.

**ppFuncDesc:** MUST be set to a FUNCDESC that describes the method or property whose name matches the value of *szName*, if *pDescKind* is DESCKIND\_FUNCDESC. Otherwise, MUST be set to NULL.

**ppVarDesc:** MUST be set to a value that is specified by the value of *pDescKind*.

- DESCKIND\_VARDESC: MUST be set to a VARDESC that describes a data member of an enumeration, module, or ODL dispinterface if the name of the data member matches *szName*.
- DESCKIND\_IMPLICITAPPOBJ: MUST be set to a VARDESC that describes the appobject coclass whose binding context contains a member whose name matches *szName*.
- DESCKIND\_FUNCDESC, DESCKIND\_TYPECOMP, DESCKIND\_NONE: MUST be set to NULL.

**ppTypeComp:** MUST be set to a reference to an ITypeComp server instance that provides access to the binding context of the bound element, if *pDescKind* is DESCKIND\_TYPECOMP or DESCKIND\_IMPLICITAPPOBJ. Otherwise, MUST be set to NULL.

**pReserved:** MUST be set to 0.

**Return Values:** The method MUST return information in an HRESULT data structure, which is defined in [MS-ERREF] section 2.1. The severity bit in the structure identifies the following conditions:

- If the severity bit is set to 0, the method completed successfully.
- If the severity bit is set to 1 and the entire HRESULT DWORD does not match a value in the following table, a fatal failure occurred.
- If the severity bit is set to 1 and the entire HRESULT DWORD matches a value in the following table, a failure occurred.

Return value/code	Description
0x8002802C TYPE_E_AMBIGUOUSNAME	The values of <i>szName</i> and <i>wFlags</i> match more than one element in the binding context. See [MS-ERREF].
0x80028CA0 TYPE_E_TYPEMISMATCH	The value of <i>szName</i> matched a single element in the binding context, but the <b>INVOKEKIND</b> value that is associated with that element did not match the value of <i>wFlags</i> . See [MS-ERREF].

### 3.5.4.1.1 Binding Context

The binding context of ITypeComp server is determined by its associated automation type library or Automation type description server. The binding context defines the set of members and members of inherited types that can be referenced by name.

#### 3.5.4.1.1.1 Automation Type Library Binding Context

The binding context of an automation type library MUST consist of the following elements:

- The names of all enum types of the module, if present, and of all appobject coclass types.

- The data members of each enumeration member of its type information table.
- The data and method members of the module member of its type information table, if there is one.
- The binding context of each coclass defined in the Automation scope, if the coclass was declared with the **[apobject]** attribute (an appobject coclass).

### 3.5.4.1.1.2 Automation Type Description Binding Context

The binding context of an Automation type description MUST be specified by its associated TYPEKIND value.

TYPEKIND value	Binding context
TKIND_ENUM, TKIND_RECORD, TKIND_UNION	The binding context MUST consist of the members of the data member table.
TKIND_MODULE	The binding context MUST consist of the members of the method and data member tables.
TKIND_COCLASS	The binding context MUST consist of the binding context of the default nonsource interface in the interface table (see section 2.2.49.8). A coclass whose interface table does not include an interface declared with the [default] attribute and without the [source] attribute (that is, a "default nonsource interface") MUST have an empty binding context.
TKIND_DISPATCH	The binding context MUST consist of the members of the dispatch method and data member tables. The binding context of an ODL dispinterface also includes the members of the method tables of IDispatch and IUnknown.
TKIND_INTERFACE	The binding context MUST consist of the members of the method table, plus the members of the binding context specified by the entry in the interface table (if present).
TKIND_ALIAS	The binding context MUST be empty.

### 3.5.4.1.2 Types Returned with Bound Elements

The following rules specify the ITypeInfo server instance that is returned with each element in the binding context whose name matches a specified string according to the string-matching criteria specified in section 2.2.50.

#### 3.5.4.1.2.1 Types Returned with ITypeLib Members

The ITypeInfo server returned with a member of an automation type library MUST be specified by the kind of element whose name was matched.

- MUST be the ITypeInfo server instance that represents an enumeration, if the matched element was a member of the enumeration's data member table.
- MUST be the ITypeInfo server instance that represents the module declared with the automation type library, if the matched element was a member of the module's method or data member tables.
- MUST be the ITypeInfo server instance that represents the coclass, if the matched element was an appobject coclass with a default nonsource interface or a member of its default nonsource interface.

- MUST be NULL, if the matched element was an enumeration or the module declared with the automation type library.

### 3.5.4.1.2.2 Types Returned with ITypeInfo Members

The ITypeInfo server reference returned with a member of an automation type description MUST be specified by its associated TYPEKIND value.

TYPEKIND value	Returned type
TKIND_ENUM, TKIND_RECORD, TKIND_UNION, TKIND_MODULE:	MUST be the ITypeInfo server instance whose corresponding Bind method was called.
TKIND_COCLASS	MUST be the ITypeInfo server instance that would be returned by the Bind method associated with its default nonsource interface.
TKIND_DISPATCH	MUST be the ITypeInfo server instance that represents IDispatch, if the ITypeInfo server instance whose corresponding Bind method was called represents an ODL dispinterface, and the bound element is a method member of IDispatch or IUnknown. MUST be the ITypeInfo server instance whose corresponding Bind method was called in all other cases.
TKIND_INTERFACE	MUST be the ITypeInfo server whose method table contains the matching element.
TKIND_ALIAS:	MUST be NULL.

### 3.5.4.2 ITypeComp::BindType (Opnum 4)

The BindType method retrieves a reference to an automation type description whose name corresponds to a specified string.

```
HRESULT BindType(
    [in] LPOLESTR szName,
    [in] ULONG lHashVal,
    [out] ITypeInfo** ppTypeInfo
);
```

**szName:** MUST be set to a string.

**lHashVal:** MUST be the hash value associated with the value of *szName* as specified in section 2.2.51, or 0. The server MUST return the same values in *ppTypeInfo* in either case.

**ppTypeInfo:** MUST be set to a reference to an ITypeInfo server instance, or NULL.

If the ITypeComp server is associated with an ITypeLib server, *ppTypeInfo* MUST specify a type defined in its automation scope whose name matches the value of *szName* according to the string-matching criteria specified in section 2.2.50, or be set to NULL if no such type exists.

MUST be set to NULL if the ITypeComp server is associated with an ITypeInfo server.

**Return Values:** The method MUST return information in an **HRESULT** data structure, defined in [MS-ERREF] section 2.1. The severity bit in the structure identifies the following conditions:

- If the severity bit is set to 0, the method completed successfully.

- If the severity bit is set to 1, the method failed and encountered a fatal error.

### **3.5.5 Timer Events**

None.

### **3.5.6 Other Local Events**

None.

## **3.6 ITypeComp Client Details**

### **3.6.1 Abstract Data Model**

None.

### **3.6.2 Timers**

None.

### **3.6.3 Initialization**

None.

### **3.6.4 Message Processing Events and Sequencing Rules**

To retrieve a reference to an ITypeComp server, a client MUST call ITypeLib::GetTypeComp (section 3.11.4.6), ITypeInfo::GetTypeComp (section 3.7.4.2), or ITypeComp::Bind (section 3.5.4.1).

The protocol specifies no additional sequencing rules.

### **3.6.5 Timer Events**

None.

### **3.6.6 Other Local Events**

None.

## **3.7 ITypeInfo Server Details**

An automation type description server is a COM server that provides access to an automation type through an implementation of ITypeInfo.

### **3.7.1 Abstract Data Model**

This section describes a conceptual model of possible data organization that an implementation maintains to participate in this protocol. The described organization is provided to explain how the protocol behaves. This specification does not mandate that implementations adhere to this model so long as their external behavior is consistent with that described in this specification.

An automation type description server provides a concrete representation of a type element that has been defined or referenced in an automation scope. An automation type description can describe the



following type elements: an enumeration, a data-only structure, a union, a typedef alias, an interface, a dispinterface, a module, or a COM server.

### 3.7.1.1 Common Automation Type Description Elements

Every automation type description server maintains the following data elements:

- The name of the type.
- A TYPEKIND value that specifies the type that the automation type description describes, as specified in section 2.2.17.
- A value or structure that specifies the attributes declared with the type in the IDL, as specified in section 2.2.49.
- A value that specifies the size, in bytes, of an instance of the type.
- A reference to the automation type library that contains the automation type description in its type information table.
- A reference to an ITypeComp server whose binding context (see section 3.5.4.1.1) is specified by the members of the automation type description.
- A set of implementation-specific documentation values.<58>

An automation type description can include the following tables of member elements, as specified in the remainder of this topic.

A method table specifies the methods that are defined by an interface. Each element of a method table includes the following:

- The name of the method.
- The MEMBERID of the method.
- A value or structure that specifies the attributes declared with the method in the IDL (as specified in section 2.2.49) and other method information, as specified in section 2.2.42.
- An ELEMDESC that specifies the return type of the method.
- A parameter table (see below) that specifies the parameters declared with the method in the IDL, as specified in section 2.2.49.5.

A data member table describes data-only members of the type. Each element of a data member table includes the following:

- The name of the data member.
- The MEMBERID of the data member.
- A value or structure that specifies the attributes declared with the data member in the IDL (as specified in section 2.2.49.5) and other data member information, as specified in section 2.2.43.
- An ELEMDESC that specifies the type of the data member.

An interface table contains references to interfaces and dispinterfaces. Each element of an interface table includes the following:

- The HREFTYPE of the referenced interface or dispinterface.
- A reference to the automation type description of the interface or dispinterface.

- A value or structure that specifies the attributes declared with the interface reference in the IDL (as specified in section 2.2.49.8) and other information, as specified in section 2.2.13.

A parameter table contains references to method parameters. The order of the elements in the parameter table follows the parameter ordering criteria specified in section 2.2.49.6. Each element of a parameter table includes the following:

- The name of the parameter.
- An ELEMDESC that specifies the type of the parameter.
- A value or structure that specifies the attributes declared with the parameter in the IDL (as specified in section 2.2.49.6) and other data member information, as specified in section 2.2.40.

### 3.7.1.2 TYPEKIND Dependent Automation Type Description Elements

Every automation type description maintains the following data elements specified by its TYPEKIND value.

TYPEKIND value	Type description elements
TKIND_ENUM	A data member table that specifies the values defined by the enumeration.
TKIND_RECORD and TKIND_UNION	A data member table that specifies the fields of the structure or union.
TKIND_INTERFACE	A method table that specifies the method members of the interface. An interface table that specifies the interfaces inherited by the described interface. A reference to the partner dispinterface if the described type is a dual interface (see section 2.2.49.4.2).
TKIND_DISPATCH	A method table that specifies the method members defined by the dispinterface. If the type is an ODL dispinterface, the method table includes the elements defined with the "methods" keyword. If the type is a partner dispinterface, the method table includes the methods defined by the dual interface. If the type is a reference dispinterface, the method table is empty. A "dispatch" method table that specifies the method members available through ITypeComp::Bind. If the type is an ODL dispinterface, the dispatch method table includes the elements defined with the "methods" keyword. If the type is a reference dispinterface, the dispatch method table includes all members defined by its referenced DCOM interface and its base interfaces (including IUnknown), and includes separate entries for property accessor methods with the same MEMBERID (see 2.2.35). If the type is a partner dispinterface, the dispatch method table includes all members defined by the dual interface or its base interfaces (including IUnknown), and includes separate entries for property accessor methods with the same MEMBERID (see section 2.2.35). A data member table that specifies the data members defined by the dispinterface and available through IDispatch::Invoke. If the type is an ODL dispinterface, the data member table includes the elements defined with the properties keyword. Otherwise, it is empty. An interface table that specifies a single interface. If the type is an ODL dispinterface or a partner dispinterface, the specified interface is IDispatch. If the type is a reference dispinterface, the specified interface is its referenced DCOM interface (see section 2.2.49.4.3.) A reference to the <b>partner interface</b> if the described type is a dual interface (see section 2.2.49.4.2).
TKIND_COCLASS	An interface table that specifies the interfaces and dispinterfaces defined or referenced by the coclass.
TKIND_MODULE	A method table that specifies the local-only methods defined by the module. A data member table that specifies the symbolic constants and static variables defined

<b>TYPEKIND value</b>	<b>Type description elements</b>
	by the module (see section 2.2.49.9).
TKIND_ALIAS	A reference to the TYPEDESC that specifies the predefined type of the alias.

### 3.7.2 Timers

None.

### 3.7.3 Initialization

The server **MUST** initialize its name, TYPEKIND, automation type library reference, and ITypeComp server reference, and specify the size of an instance of the type in bytes. These values **MUST NOT** change over the server's lifetime.

The server **MUST** initialize the representation of the IDL attributes declared with the type and its implementation-specific documentation values. The attribute representation and documentation values **MUST NOT** change over the server's lifetime.

The server **MUST** initialize the following elements according to its TYPEKIND value, as specified in the first paragraph of this section:

- Data member table
- Method tables (including parameter tables)
- Interface table
- Partner interface reference or partner dispinterface reference
- Alias type reference

These tables and references **MUST NOT** change over the server's lifetime.

### 3.7.4 Message Processing Events and Sequencing Rules

The ITypeInfo interface derives from the IUnknown interface. ITypeInfo servers **MUST** implement the methods that are defined in IUnknown in the order in which, and with the opnums with which, they are specified in [MS-DCOM] Appendix A.

Methods in RPC Opnum Order

<b>Method</b>	<b>Description</b>
GetTypeAttr	The GetTypeAttr method retrieves a <b>TYPEATTR</b> structure that contains information about the type described by the ITypeInfo server. Opnum: 3
GetTypeComp	The GetTypeComp method retrieves a reference to the ITypeComp server instance associated with the ITypeInfo server. Opnum: 4
GetFuncDesc	The GetFuncDesc method retrieves a FUNCDESC structure that contains information about a member of the ITypeInfo server's method or dispatch method table. Opnum: 5

<b>Method</b>	<b>Description</b>
GetVarDesc	The GetVarDesc method retrieves a VARDESC structure that contains information about a member of the ITypeInfo server's data member table. Opnum: 6
GetNames	The GetNames method retrieves the data member name, or the method and parameter names associated with a specified MEMBERID. Opnum: 7
GetRefTypeOfImplType	The GetRefTypeOfImplType method retrieves the HREFTYPE corresponding to the automation type description of an interface that is inherited, implemented, or referenced by the ITypeInfo server. Opnum: 8
GetImplTypeFlags	The GetImplTypeFlags method retrieves the IMPLTYPEFLAGS values associated with an interface member of a coclass. Opnum: 9
Opnum10NotUsedOnWire	Reserved for local use. Opnum: 10
Opnum11NotUsedOnWire	Reserved for local use. Opnum: 11
GetDocumentation	The GetDocumentation method retrieves the documentation resources associated with a type member. Opnum: 12
GetDllEntry	The GetDllEntry method retrieves values associated with a local-only method defined in a module. Opnum: 13
GetRefTypeInfo	The GetRefTypeInfo method retrieves an automation type description that describes a type that is inherited or referenced by the ITypeInfo server. Opnum: 14
Opnum15NotUsedOnWire	Reserved for local use. Opnum: 15
CreateInstance	The CreateInstance method creates a new instance of a type that describes a COM server (coclass). Opnum: 16
GetMops	The GetMops method has no effect when called across the wire. Opnum: 17
GetContainingTypeLib	The GetContainingTypeLib method retrieves the ITypeLib server instance whose type information table contains the ITypeInfo instance, and the index of the ITypeInfo instance within the type information table. Opnum: 18
Opnum19NotUsedOnWire	Reserved for local use. Opnum: 19
Opnum20NotUsedOnWire	Reserved for local use. Opnum: 20
Opnum21NotUsedOnWire	Reserved for local use. Opnum: 21

In the preceding table, the term "Reserved for local use" means that the client MUST NOT send the opnum, and the server behavior is undefined because it does not affect interoperability.

All methods MUST NOT throw exceptions. All return values use the NTSTATUS numbering space; in particular, a value of 0x00000000 indicates success, and any other return value indicates an error. All error values are specified in [MS-ERREF] and MUST be treated the same, unless specified otherwise.

### 3.7.4.1 ITypeInfo::GetTypeAttr (Opnum 3)

The GetTypeAttr method retrieves a TYPEATTR structure that contains information about the type described by the ITypeInfo server.

```
HRESULT GetTypeAttr(  
    [out] LPTYPEATTR* ppTypeAttr,  
    [out] DWORD* pReserved  
);
```

**ppTypeAttr:** MUST be set to a TYPEATTR structure whose data values describe the type associated with the ITypeInfo server, as specified in section 2.2.44.

**pReserved:** MUST be set to 0 and ignored on receipt.

**Return Values:** The method MUST return information in an **HRESULT** data structure, defined in [MS-ERREF] section 2.1. The severity bit in the structure identifies the following conditions:

- If the severity bit is set to 0, the method completed successfully.
- If the severity bit is set to 1, the method failed and encountered a fatal error.

### 3.7.4.2 ITypeInfo::GetTypeComp (Opnum 4)

The GetTypeComp method retrieves a reference to the ITypeComp server instance associated with the ITypeInfo server.

```
HRESULT GetTypeComp(  
    [out] ITypeComp** ppTComp  
);
```

**ppTComp:** MUST be set to a reference to the ITypeComp server instance associated with the ITypeInfo server (see section 3.5).

**Return Values:** The method MUST return information in an **HRESULT** data structure, defined in [MS-ERREF] section 2.1. The severity bit in the structure identifies the following conditions:

- If the severity bit is set to 0, the method completed successfully.
- If the severity bit is set to 1, the method failed and encountered a fatal error.

### 3.7.4.3 ITypeInfo::GetFuncDesc (Opnum 5)

The GetFuncDesc method retrieves a FUNCDESC structure that contains information about a member of the ITypeInfo server's method or dispatch method table.

```
HRESULT GetFuncDesc(  
    [in] UINT index,  
    [out] LPFUNCDESC* ppFuncDesc,  
    [out] DWORD* pReserved
```

);

**index:** MUST equal the ordinal position in the method table (if the type describes a DCOM interface or module) or the dispatch method table (if the type describes a dispinterface) of the method whose description is to be returned. The value of *index* MUST be less than the value of the *cFuncs* field in the *TYPEATTR* (section 2.2.44) structure returned by the *GetTypeAttr* (section 3.7.4.1) method.

**ppFuncDesc:** MUST be set to a *FUNCDESC* structure (see section 2.2.42) that contains the data values associated with the specified member of the method or dispatch method table, or *NULL* if no such member exists.

**pReserved:** MUST be set to 0 and ignored on receipt.

**Return Values:** The method MUST return information in an *HRESULT* data structure, defined in [MS-ERREF] section 2.1. The severity bit in the structure identifies the following conditions:

- If the severity bit is set to 0, the method completed successfully.
- If the severity bit is set to 1 and the entire *HRESULT* *DWORD* does not match a value in the following table, a fatal failure occurred.
- If the severity bit is set to 1 and the entire *HRESULT* *DWORD* matches a value in the following table, a failure occurred.

Return value/code	Description
0x8002802B TYPE_E_ELEMENTNOTFOUND	The value of <i>index</i> did not specify the ordinal position of an element in the method table.

### 3.7.4.4 ITypeInfo::GetVarDesc (Opnum 6)

The *GetVarDesc* method retrieves a *VARDESC* structure that contains information about a member of the *ITypeInfo* server's data member table.

```
HRESULT GetVarDesc(  
    [in] UINT index,  
    [out] LPVARDESC* ppVarDesc,  
    [out] DWORD* pReserved  
);
```

**index:** MUST equal the data member table *index* value of the data member whose description is to be returned. The value of *index* MUST be less than the value of the *cVars* field in the *TYPEATTR* structure returned by the *GetTypeAttr* method, as specified in 3.7.4.1 and 2.2.44.

**ppVarDesc:** MUST be set to a *VARDESC* structure (see section 2.2.43) that contains the data values associated with the specified member of the data member table, or *NULL* if no such member exists.

**pReserved:** MUST be set to 0 and ignored on receipt.

**Return Values:** The method MUST return information in an *HRESULT* data structure, defined in [MS-ERREF] section 2.1. The severity bit in the structure identifies the following conditions:

- If the severity bit is set to 0, the method completed successfully.

- If the severity bit is set to 1 and the entire HRESULT DWORD does not match a value in the following table, a fatal failure occurred.
- If the severity bit is set to 1 and the entire HRESULT DWORD matches a value in the following table, a failure occurred.

Return value/code	Description
0x8002802B TYPE_E_ELEMENTNOTFOUND	The value of <i>index</i> and <i>invKind</i> did not specify the ordinal position of an element in the method table. See [MS-ERREF].

### 3.7.4.5 ITypeInfo::GetNames (Opnum 7)

The GetNames method retrieves the data member name or the method and parameter names associated with a specified MEMBERID.

```
HRESULT GetNames(
    [in] MEMBERID memid,
    [out, size_is(cMaxNames), length_is(*pcNames)]
    BSTR* rgBstrNames,
    [in] UINT cMaxNames,
    [out] UINT* pcNames
);
```

**memid:** MUST be a MEMBERID (section 2.2.35).

**rgBstrNames:** MUST be set to an array of BSTR. If *pcNames* is 0, *rgBstrNames* MUST be NULL.

**cMaxNames:** MUST specify the maximum length of the *rgBstrNames* array that the client can accept.

**pcNames:** MUST be set to the length of the *rgBstrNames* array.

**Return Values:** The method MUST return information in an HRESULT data structure, defined in [MS-ERREF] section 2.1. The severity bit in the structure identifies the following conditions:

- If the severity bit is set to 0, the method completed successfully.
- If the severity bit is set to 1 and the entire HRESULT DWORD does not match a value in the following table, a fatal failure occurred.
- If the severity bit is set to 1 and the entire HRESULT DWORD matches a value in the following table, a failure occurred.

Return value/code	Description
0x8002802B TYPE_E_ELEMENTNOTFOUND	The value of <i>memid</i> did not specify the MEMBERID of a member of the type. See [MS-ERREF].

If the *memid* field corresponds to multiple property accessor methods, the contents of *rgBstrNames* MUST correspond to the [propget] property accessor.

If the ITypeInfo server represents an appobject coclass (see section 2.2.49.8) and *memid* is MEMBERID\_DEFAULTINST, the first element of *rgBstrNames* MUST be set to the name of the coclass.

In all other cases, the first element of *rgBstrNames* MUST be set to the name of the method or data element in the binding context of the ITypeInfo server that corresponds to the value of *memid*.

If *memid* specifies a method or property accessor method, the remaining elements of *rgBstrNames* MUST be set to the names of entries in its parameter table, in the order in which they are stored in the parameter table.

If *memid* specifies a put or putref property, the *rgBstrNames* array MUST NOT include the name of the [retval] parameter. If *memid* specifies a member of a dispinterface, the *rgBstrNames* array MUST NOT include the names of [lcid] or [retval] parameters (see section 3.1.4.4). In all other cases, the *rgBstrNames* array MUST include all members of the parameter table.

### 3.7.4.6 ITypeInfo::GetRefTypeOfImplType (Opnum 8)

The GetRefTypeOfImplType method retrieves the HREFTYPE corresponding to the automation type description of an interface that is inherited, implemented, or referenced by the ITypeInfo server.

```
HRESULT GetRefTypeOfImplType (
    [in] UINT index,
    [out] HREFTYPE* pRefType
);
```

**index:** MUST be a nonnegative integer, or -1.

If the ITypeInfo server describes a dual interface (see sections 2.2.49.4.2 and 3.7.1), the value of index MUST be 0 or -1.

If the ITypeInfo server describes a coclass, the value of index MUST be nonnegative and less than the value of the *cImplTypes* field in the TYPEATTR (section 2.2.44) structure returned by the GetTypeAttr (section 3.7.4.1) method.

For all other ITypeInfo servers, the value of index MUST be 0.

**pRefType:** MUST be set to one of the following values, if index is -1 or specifies an interface table entry.

If the ITypeInfo server describes a dual interface and index is -1, *pRefType* is specified by the TYPEKIND value associated with the ITypeInfo server (see section 2.2.44):

TKIND\_DISPATCH: MUST be set to the HREFTYPE of the partner interface.

TKIND\_INTERFACE: MUST be set to the HREFTYPE of the partner dispinterface.

In all other cases, *pRefType* is specified by the interface table member whose ordinal position is specified by index:

If the interface table member is a dual interface and the ITypeInfo server describes a DCOM interface or partner interface, *pRefType* MUST be the HREFTYPE of the partner interface of the interface table member.

**Note** This is the only case where an OLE Automation Protocol interface method returns a partner interface by default.

If the interface table member is a dual interface and the ITypeInfo server describes a coclass, *pRefType* MUST be the HREFTYPE of the partner dispinterface of the interface table member.

MUST be set to the HREFTYPE of the interface table member in all other cases.

**Return Values:** The method MUST return information in an HRESULT data structure, defined in [MS-ERREF] section 2.1. The severity bit in the structure identifies the following conditions:

- If the severity bit is set to 0, the method completed successfully.



- If the severity bit is set to 1 and the entire HRESULT DWORD does not match a value in the following table, a fatal failure occurred.
- If the severity bit is set to 1 and the entire HRESULT DWORD matches a value in the following table, a failure occurred.

Return value/code	Description
0x8002802B TYPE_E_ELEMENTNOTFOUND	The value of index did not specify the ordinal position of an element in the interface table, or the value of index was -1 and the type was not a dual interface. See [MS-ERREF].

### 3.7.4.7 ITypeInfo::GetImplTypeFlags (Opnum 9)

The GetImplTypeFlags method retrieves the IMPLTYPEFLAGS values associated with an interface member of a coclass.

```
HRESULT GetImplTypeFlags(
    [in] UINT index,
    [out] INT* pImplTypeFlags
);
```

**index:** MUST be the ordinal position in the coclass interface table of the interface whose associated IMPLTYPEFLAGS values are to be returned.

**pImplTypeFlags:** MUST be set to either a combination of the IMPLTYPEFLAGS feature constants specified in section 2.2.13, or 0.

**Return Values:** The method MUST return information in an HRESULT data structure, defined in [MS-ERREF] section 2.1. The severity bit in the structure identifies the following conditions:

- If the severity bit is set to 0, the method completed successfully.
- If the severity bit is set to 1 and the entire HRESULT DWORD does not match a value in the following table, a fatal failure occurred.
- If the severity bit is set to 1 and the entire HRESULT DWORD matches a value in the following table, a failure occurred.

Return value/code	Description
0x8002802B TYPE_E_ELEMENTNOTFOUND	The value of index did not specify the ordinal position of an element in the interface table. See [MS-ERREF].

### 3.7.4.8 ITypeInfo::GetDocumentation (Opnum 12)

The GetDocumentation method retrieves the documentation resources associated with a type member.

```
HRESULT GetDocumentation(
    [in] MEMBERID memid,
    [in] DWORD refPtrFlags,
    [out] BSTR* pBstrName,
```

```

[out] BSTR* pBstrDocString,
[out] DWORD* pdwHelpContext,
[out] BSTR* pBstrHelpFile
);

```

**memid:** MUST be either the MEMBERID of a method or data member in the binding context of the ITypeInfo server (see section 3.5.4.1.1), or MEMBERID\_NIL (see section 2.2.35.1).

**refPtrFlags:** MUST be a combination of the bit flags specified in the following table, or 0.

Value	Meaning
TYPEINFO_NameArg 0x00000001	MUST specify that the client is interested in the actual <i>pBstrName</i> [out] argument.
TYPEINFO_DocStringArg 0x00000002	MUST specify that the client is interested in the actual <i>pBstrDocString</i> [out] argument.
TYPEINFO_HelpContextArg 0x00000004	MUST specify that the client is interested in the actual <i>pdwHelpContext</i> [out] argument.
TYPEINFO_HelpFileArg 0x00000008	MUST specify that the client is interested in the actual <i>pBstrHelpFile</i> [out] argument.

**pBstrName:** If the TYPEINFO\_NameArg bit flag is set in *refPtrFlags*, *pBstrName* MUST be set to a BSTR that contains the name of the type or specified type member. Otherwise, *pBstrName* MUST be set to a NULL BSTR.

**pBstrDocString:** MUST be set to the documentation string that was associated with the type or specified type member using the [helpstring] attribute (see section 2.2.49.2), if the TYPEINFO\_DocStringArg bit flag is set in *refPtrFlags*. MAY be set to an implementation-specific string <59> if no [helpstring] attribute is specified. MUST be set to a NULL BSTR otherwise.

**pdwHelpContext:** MUST be set to the value that was associated with the type or specified type member using the [helpcontext] attribute (see section 2.2.49.2), if the TYPEINFO\_HelpContextArg bit flag is set in *refPtrFlags*. MUST be set to 0 otherwise.

**pBstrHelpFile:** MUST be set to the documentation string that was associated with the type or specified type member using the [helpfile] attribute (see section 2.2.49.2), if the TYPEINFO\_HelpFileArg bit flag is set in *refPtrFlags*. MUST be set to a NULL BSTR otherwise.

**Return Values:** The method MUST return information in an **HRESULT** data structure, defined in [MS-ERREF] section 2.1. The severity bit in the structure identifies the following conditions:

- If the severity bit is set to 0, the method completed successfully.
- If the severity bit is set to 1, the method failed and encountered a fatal error.

If *memid* is MEMBERID\_NIL, the values of *pBstrName*, *pBstrDocString*, *pdwHelpContext*, and *pBstrHelpFile* MUST correspond to the attributes declared with the type, as specified in section 2.2.49.3. Otherwise, they MUST correspond to the attributes declared with the specified member of the type.

### 3.7.4.9 ITypeInfo::GetDllEntry (Opnum 13)

The GetDllEntry method retrieves values associated with a local-only method defined in a module.

```

HRESULT GetDllEntry(

```

```

[in] MEMBERID memid,
[in] INVOKEKIND invKind,
[in] DWORD refPtrFlags,
[out] BSTR* pBstrDllName,
[out] BSTR* pBstrName,
[out] WORD* pwOrdinal
);

```

**memid:** MUST be the MEMBERID of a method member of the module defined in the automation type library.

**invKind:** MUST be a value of the INVOKEKIND (section 2.2.14) enumeration that specifies a single property accessor method, if *memid* corresponds to a property with multiple accessors.

**refPtrFlags:** MUST be a combination of the bit flags specified in the following table, or 0.

Value	Meaning
TYPEINFO_DllNameArg 0x00000001	MUST specify that the client is interested in the actual <i>pBstrDllName</i> [out] argument.
TYPEINFO_NameArg 0x00000002	MUST specify that the client is interested in the actual <i>pBstrName</i> [out] argument.
TYPEINFO_OrdinalArg 0x00000004	MUST specify that the client is interested in the actual <i>pwOrdinal</i> [out] argument.

**pBstrDllName:** MUST be set to the value associated with the method using the [dllname] attribute (see section 2.2.49.9) if the TYPEINFO\_DllNameArg bit flag is set in *refPtrFlags*. MUST be set to a NULL BSTR otherwise.

**pBstrName:** MUST be set to the value associated with the method using the [entry] attribute (see section 2.2.49.9), if the associated value is a string and the TYPEINFO\_NameArg bit flag is set in *refPtrFlags*. MUST be set to a NULL BSTR otherwise.

**pwOrdinal:** MUST be set to the value associated with the method using the [entry] attribute (see section 2.2.49.9), if the associated value is an integer and the TYPEINFO\_OrdinalArg bit flag is set in *refPtrFlags*. MUST be set to 0 otherwise.

**Return Values:** The method MUST return information in an HRESULT data structure, defined in [MS-ERREF] section 2.1. The severity bit in the structure identifies the following conditions:

- If the severity bit is set to 0, the method completed successfully.
- If the severity bit is set to 1 and the entire HRESULT DWORD does not match a value in the following table, a fatal failure occurred.
- If the severity bit is set to 1 and the entire HRESULT DWORD matches a value in the following table, a failure occurred.

Return value/code	Description
0x800288BD TYPE_E_BADMODULEKIND	The type is not a module. See [MS-ERREF].
0x8002802C TYPE_E_AMBIGUOUSNAME	The values of <i>memid</i> and <i>invKind</i> match more than one element in the binding context. See [MS-ERREF].
0x8002802B	The value of <i>memid</i> and <i>invKind</i> did not specify the ordinal position of an element

Return value/code	Description
TYPE_E_ELEMENTNOTFOUND	in the interface table, or the type is not a coclass. See [MS-ERREF].

### 3.7.4.10 ITypeInfo::GetRefTypeInfo (Opnum 14)

The GetRefTypeInfo method retrieves an automation type description that describes a type that is inherited, implemented, or referenced by the ITypeInfo server.

```
HRESULT GetRefTypeInfo(
    [in] HREFTYPE hRefType,
    [out] ITypeInfo** ppTypeInfo
);
```

**hRefType:** MUST be an HREFTYPE (section 2.2.36) that has been provided by the ITypeInfo server instance whose GetRefTypeInfo method is being called.

**ppTypeInfo:** MUST be set to a reference to an ITypeInfo server instance that provides an automation type description of the inherited or referenced interface, or NULL if *hRefType* does not specify an available interface.

**Return Values:** The method MUST return information in an **HRESULT** data structure, defined in [MS-ERREF] section 2.1. The severity bit in the structure identifies the following conditions:

- If the severity bit is set to 0, the method completed successfully.
- If the severity bit is set to 1, the method failed and encountered a fatal error.

### 3.7.4.11 ITypeInfo::CreateInstance (Opnum 16)

The CreateInstance method creates a new instance of a type that describes a COM server (coclass).

```
HRESULT CreateInstance(
    [in] REFIID riid,
    [out, iid_is(riid)] IUnknown** ppvObj
);
```

**riid:** MUST be an IID.

**ppvObj:** MUST be set to reference an existing instance of the coclass described by the ITypeInfo server, if the coclass was declared with the [predeclid] or [appobject] attributes and an instance of the coclass exists. MUST be set to NULL if the coclass was declared with the [noncreatable] attribute. Otherwise, MUST be set to a new instance of the coclass described by the ITypeInfo server or NULL if the class cannot be instantiated.

**Return Values:** The method MUST return information in an HRESULT data structure, defined in [MS-ERREF] section 2.1. The severity bit in the structure identifies the following conditions:

- If the severity bit is set to 0, the method completed successfully.
- If the severity bit is set to 1 and the entire HRESULT DWORD does not match a value in the following table, a fatal failure occurred.
- If the severity bit is set to 1 and the entire HRESULT DWORD matches a value in the following table, a failure occurred.

Return value/code	Description
0x80000004 TYPE_E_NOINTERFACE	The value of riid did not specify a known type. See [MS-ERREF].
0x800288BD TYPE_E_BADMODULEKIND	The ITypeInfo server specified a non-coclass type. See [MS-ERREF].

### 3.7.4.12 ITypeInfo::GetMops (Opnum 17)

The GetMops method has no effect when called across the wire.

```
HRESULT GetMops(
    [in] MEMBERID memid,
    [out] BSTR* pBstrMops
);
```

**memid:** MUST be a nonzero MEMBERID.

**pBstrMops:** MUST be set to a NULL BSTR.

**Return Values:** The method MUST return information in an **HRESULT** data structure, defined in [MS-ERREF] section 2.1. The severity bit in the structure identifies the following conditions:

- If the severity bit is set to 0, the method completed successfully.
- If the severity bit is set to 1, the method failed and encountered a fatal error.

### 3.7.4.13 ITypeInfo::GetContainingTypeLib (Opnum 18)

The GetContainingTypeLib method retrieves the ITypeLib server instance whose type information table contains the ITypeInfo instance, and the index of the ITypeInfo instance within the type information table.

```
HRESULT GetContainingTypeLib(
    [out] ITypeLib** ppTLib,
    [out] UINT* pIndex
);
```

**ppTLib:** MUST be set to a reference to an ITypeLib server instance (see section 3.11).

**pIndex:** MUST be set to the index value of the current automation type description within the type information table (see section 3.11.1).

**Return Values:** The method MUST return information in an **HRESULT** data structure, defined in [MS-ERREF] section 2.1. The severity bit in the structure identifies the following conditions:

- If the severity bit is set to 0, the method completed successfully.
- If the severity bit is set to 1, the method failed and encountered a fatal error.

## 3.7.5 Timer Events

None.

### **3.7.6 Other Local Events**

None.

## **3.8 ITypeInfo Client Details**

### **3.8.1 Abstract Data Model**

None.

### **3.8.2 Timers**

None.

### **3.8.3 Initialization**

None.

### **3.8.4 Message Processing Events and Sequencing Rules**

To retrieve a reference to an ITypeInfo server, a client MUST do one of the following:

- If the client holds a reference to an automation server IDispatch implementation, it can call IDispatch::GetTypeInfo (see section 3.1.4.2)
- If the client holds a reference to an ITypeComp server, it can call ITypeComp::Bind (see section 3.5.4.1) or ITypeComp::BindType (see section 3.5.4.2)
- If the client holds a reference to another ITypeInfo server, it can call ITypeInfo::GetRefTypeInfo (see section 3.7.4.10)
- If the client holds a reference to an ITypeLib server, it can call ITypeLib::GetTypeInfo (see section 3.11.4.2), ITypeLib::GetTypeInfoOfGuid (see section 3.11.4.4), or ITypeLib::FindName (see section 3.11.4.9)

A client MUST call ITypeInfo::GetTypeAttr (section 3.7.4.1) to retrieve the essential characteristics of the type. To iterate over the data and method members of the type, the client MUST use the data retrieved in TYPEATTR and then call ITypeInfo::GetVarDesc (section 3.7.4.4) and ITypeInfo::GetFuncDesc (section 3.7.4.3).

To discover inheritance relationships for interfaces or the set of nonsource and source interfaces supported by a coclass, a client MUST enumerate the referenced types of an ITypeInfo server using ITypeInfo::GetRefTypeOfImplType (section 3.7.4.6) and ITypeInfo::GetRefTypeInfo (section 3.7.4.10).

To retrieve string information related to the ITypeInfo server, the client MUST call ITypeInfo::GetDocumentation (section 3.7.4.8) or ITypeInfo::GetNames (section 3.7.4.5).

### **3.8.5 Timer Events**

None.

### **3.8.6 Other Local Events**

None.

## 3.9 ITypeInfo2 Server Details

An ITypeInfo2 server MUST extend the functionality of ITypeInfo. The main extension present in ITypeInfo2 is the support it provides for custom attributes as well as support for reverse mapping between the MEMBERID of one of its members and its index in the corresponding member table.

### 3.9.1 Abstract Data Model

An ITypeInfo2 server (section 3.9) MUST implement the data model of an ITypeInfo server (section 3.7).

The automation type library reference maintained by an ITypeInfo2 server MUST refer to a server that implements ITypeLib2.

An ITypeInfo2 server MUST maintain a collection of custom data items for the type, as well as a collection of custom data items for each element in its method table, data member table, interface table, and parameter tables.

Each entry in a custom data item collection corresponds to a custom data item that was declared with the named element in the IDL, as specified by the **custom-attr** production throughout section 2.2.49. For each custom data item, the server MUST maintain the mapping between the GUID and the value of the custom data item.

The data value of all custom data items MUST be a value that can be stored in a \_wireVARIANT (section 2.2.29.1).

The custom data item mappings maintained by an ITypeInfo2 server MUST be permanent.

### 3.9.2 Timers

None.

### 3.9.3 Initialization

The server MUST initialize all data objects that are required of an ITypeInfo server, as specified in section 3.7.3.

The server MUST initialize its collection of custom data items. The collection MUST NOT change over the server's lifetime.

### 3.9.4 Message Processing Events and Sequencing Rules

The ITypeInfo2 interface derives from the ITypeInfo interface. ITypeInfo2 servers MUST implement the methods defined in ITypeInfo in the order in which, and with the opnums with which, they are specified in section 3.7.4.

Methods in RPC Opnum Order

Method	Description
GetTypeKind	The GetTypeKind method returns the TYPEKIND value that is associated with the automation type description. Opnum: 22
GetTypeFlags	The GetTypeFlags method returns the TYPEFLAGS value that is associated with the automation type description.

<b>Method</b>	<b>Description</b>
	Opnum: 23
GetFuncIndexOfMemId	The GetFuncIndexOfMemId method retrieves the location of an element in the data member table, given the associated MEMBERID of the element. Opnum: 24
GetVarIndexOfMemId	The GetVarIndexOfMemId method retrieves the location of an element in the data member table, given the associated MEMBERID of the element. Opnum: 25
GetCustData	The GetCustData method retrieves the value of a custom data item that is associated with the type. Opnum: 26
GetFuncCustData	The GetFuncCustData method retrieves the value of a custom data item that is associated with the specified method. Opnum: 27
GetParamCustData	The GetParamCustData method retrieves the value of a custom data item that is associated with the specified method parameter. Opnum: 28
GetVarCustData	The GetVarCustData method retrieves the value of a custom data item that is associated with the specified data member. Opnum: 29
GetImplTypeCustData	The GetImplTypeCustData method retrieves the value of a custom data item that is associated with the specified interface. Opnum: 30
GetDocumentation2	The GetDocumentation2 method retrieves the values that are associated with a type member. Opnum: 31
GetAllCustData	The GetAllCustData method retrieves all the custom data items that are associated with the automation type description. Opnum: 32
GetAllFuncCustData	The GetAllFuncCustData method retrieves all the custom data items that are associated with the specified method. Opnum: 33
GetAllParamCustData	The GetAllParamCustData method retrieves all the custom data items that are associated with the specified method parameter. Opnum: 34
GetAllVarCustData	The GetAllVarCustData method retrieves all the custom data items that are associated with the specified data member. Opnum: 35
GetAllImplTypeCustData	The GetAllImplTypeCustData method retrieves all the custom data items that are associated with the specified interface. Opnum: 36

All methods MUST NOT throw exceptions. All return values use the NTSTATUS numbering space; in particular, a value of 0x00000000 indicates success, and any other return value indicates an error. All error values are specified in [MS-ERREF] and MUST be treated the same, unless specified otherwise.



### 3.9.4.1 ITypeInfo2::GetTypeKind (Opnum 22)

The GetTypeKind method returns the TYPEKIND value associated with the automation type description.

```
HRESULT GetTypeKind(  
    [out] TYPEKIND* pTypeKind  
);
```

**pTypeKind:** MUST be set to the TYPEKIND value associated with the automation type description, as specified in section 2.2.17.

**Return Values:** The method MUST return information in an **HRESULT** data structure, defined in [MS-ERREF] section 2.1. The severity bit in the structure identifies the following conditions:

- If the severity bit is set to 0, the method completed successfully.
- If the severity bit is set to 1, the method failed and encountered a fatal error.

### 3.9.4.2 ITypeInfo2::GetTypeFlags (Opnum 23)

The GetTypeFlags method returns the TYPEFLAGS value associated with the automation type description.

```
HRESULT GetTypeFlags(  
    [out] ULONG* pTypeFlags  
);
```

**pTypeFlags:** MUST be set either to a combination of the TYPEFLAGS type feature constants specified in section 2.2.16, or to 0.

**Return Values:** The method MUST return information in an **HRESULT** data structure, defined in [MS-ERREF] section 2.1. The severity bit in the structure identifies the following conditions:

- If the severity bit is set to 0, the method completed successfully.
- If the severity bit is set to 1, the method failed and encountered a fatal error.

### 3.9.4.3 ITypeInfo2::GetFuncIndexOfMemId (Opnum 24)

The GetFuncIndexOfMemId method retrieves the location of an element in the data member table, given its associated MEMBERID.

```
HRESULT GetFuncIndexOfMemId(  
    [in] MEMBERID memid,  
    [in] INVOKEKIND invKind,  
    [out] UINT* pFuncIndex  
);
```

**memid:** MUST be a MEMBERID, as specified in section 2.2.35.

**invKind:** MUST be set to one of the values of the INVOKEKIND enumeration (as specified in section 2.2.14) or to 0.

**pFuncIndex:** MUST be set to the ordinal position in the method table of the element specified by the values of memid and invKind as described below, or to -1 if no such element exists.

If *invKind* is not 0, the specified element is the one whose MEMBERID matches the value of *memid*, and whose associated INVOKEKIND constant (see FUNCDESC) matches the value of *invKind*.

If *invKind* is 0, the specified element is the one with the lowest ordinal position in the method table whose MEMBERID matches the value of *memid*.

**Return Values:** The method MUST return information in an HRESULT data structure, defined in [MS-ERREF] section 2.1. The severity bit in the structure identifies the following conditions:

- If the severity bit is set to 0, the method completed successfully.
- If the severity bit is set to 1 and the entire HRESULT DWORD does not match a value in the following table, a fatal failure occurred.
- If the severity bit is set to 1 and the entire HRESULT DWORD matches a value in the following table, a failure occurred.

Return value/code	Description
0x8002802B TYPE_E_ELEMENTNOTFOUND	The values of <i>memid</i> and <i>invKind</i> did not specify a member of the type. See [MS-ERREF].

#### 3.9.4.4 ITypeInfo2::GetVarIndexOfMemId (Opnum 25)

The GetVarIndexOfMemId method retrieves the location of an element in the data member table by using the associated MEMBERID of the element.

The method is received by the server in an RPC\_REQUEST packet.

```
HRESULT GetVarIndexOfMemId(
    [in] MEMBERID memid,
    [out] UINT* pVarIndex
);
```

**memid:** MUST be a MEMBERID, as specified in section 2.2.35. MUST NOT be MEMBERID\_NIL.

**pVarIndex:** MUST be set to the ordinal position in the data member table of the element whose MEMBERID is specified by *memid*, if such an element exists. If the method returns a failure code, the value MUST be ignored on receipt.

**Return Values:** The method MUST return information in an HRESULT data structure that is defined in [MS-ERREF] section 2.1. The severity bit in the structure identifies the following conditions:

- If the severity bit is set to 0, the method completed successfully.
- If the severity bit is set to 1 and the entire HRESULT DWORD does not match a value in the following table, a fatal failure occurred.
- If the severity bit is set to 1 and the entire HRESULT DWORD matches a value in the following table, a failure occurred.

Return value/code	Description
0x8002802B TYPE_E_ELEMENTNOTFOUND	The value of <i>memid</i> did not specify a member of the type. See [MS-ERREF].

### 3.9.4.5 ITypeInfo2::GetCustData (Opnum 26)

The GetCustData method retrieves the value of a custom data item associated with the type.

```
HRESULT GetCustData(  
    [in] REFGUID guid,  
    [out] VARIANT* pVarVal  
);
```

**guid:** MUST be a GUID associated with the custom data item.

**pVarVal:** MUST be set to the value associated with the GUID using the [custom] attribute (as specified in section 2.2.49.3), or VT\_EMPTY if the type does not have a value associated with the GUID.

**Return Values:** The method MUST return information in an **HRESULT** data structure, defined in [MS-ERREF] section 2.1. The severity bit in the structure identifies the following conditions:

- If the severity bit is set to 0, the method completed successfully.
- If the severity bit is set to 1, the method failed and encountered a fatal error.

### 3.9.4.6 ITypeInfo2::GetFuncCustData (Opnum 27)

The GetFuncCustData method retrieves the value of a custom data item associated with the specified method.

```
HRESULT GetFuncCustData(  
    [in] UINT index,  
    [in] REFGUID guid,  
    [out] VARIANT* pVarVal  
);
```

**index:** MUST specify an ordinal position in the method table and MUST be less than the value of the **cFuncs** field in the TYPEATTR structure of the associated type, as specified in sections 2.2.44 and 3.7.4.1.

**guid:** MUST be the GUID associated with the custom data item using the [custom] attribute, as specified in section 2.2.49.5.1.

**pVarVal:** MUST be set to the value of the custom data item, or VT\_EMPTY if *index* and *guid* do not specify a custom data item.

**Return Values:** The method MUST return information in an **HRESULT** data structure, defined in [MS-ERREF] section 2.1. The severity bit in the structure identifies the following conditions:

- If the severity bit is set to 0, the method completed successfully.
- If the severity bit is set to 1 and the entire HRESULT DWORD does not match a value in the following table, a fatal failure occurred.
- If the severity bit is set to 1 and the entire HRESULT DWORD matches a value in the following table, a failure occurred.

Return value/code	Description
0x8002802B TYPE_E_ELEMENTNOTFOUND	The value of <i>index</i> did not specify the ordinal position of an element in the method table. See [MS-ERREF].

### 3.9.4.7 ITypeInfo2::GetParamCustData (Opnum 28)

The GetParamCustData method retrieves the value of a custom data item associated with the specified method parameter.

```
HRESULT GetParamCustData(
    [in] UINT indexFunc,
    [in] UINT indexParam,
    [in] REFGUID guid,
    [out] VARIANT* pVarVal
);
```

**indexFunc:** MUST specify an ordinal position in the method table and MUST be less than the value of the **cFuncs** field in the TYPEATTR structure of the associated type, as specified in sections 2.2.44 and 3.7.4.1.

**indexParam:** MUST specify an ordinal position in the parameter table of the method specified by *indexFunc*. The value of *indexParam* MUST be less than the value of the **cParams** field in the FUNCDESC structure of the associated method, as specified in sections 2.2.42 and 3.7.4.3.

**guid:** MUST be the GUID associated with the custom data item using the [custom] attribute, as specified in section 2.2.49.6.

**pVarVal:** MUST be set to the value of the custom data item, or to VT\_EMPTY if the parameter does not have an associated custom data item.

**Return Values:** The method MUST return information in an HRESULT data structure, defined in [MS-ERREF] section 2.1. The severity bit in the structure identifies the following conditions:

- If the severity bit is set to 0, the method completed successfully.
- If the severity bit is set to 1 and the entire HRESULT DWORD does not match a value in the following table, a fatal failure occurred.
- If the severity bit is set to 1 and the entire HRESULT DWORD matches a value in the following table, a failure occurred.

Return value/code	Description
0x8002802B TYPE_E_ELEMENTNOTFOUND	The value of <i>indexFunc</i> did not specify the ordinal position of an element in the interface table, or the value of <i>indexParam</i> did not specify the ordinal position of an element in the method's parameter table. See [MS-ERREF].

### 3.9.4.8 ITypeInfo2::GetVarCustData (Opnum 29)

The GetVarCustData method retrieves the value of a custom data item associated with the specified data member.

```

HRESULT GetVarCustData (
    [in] UINT index,
    [in] REFGUID guid,
    [out] VARIANT* pVarVal
);

```

**index:** MUST specify an ordinal position in the data member table and MUST be less than the value of the **cVars** field in the TYPEATTR structure of the associated type, as specified in sections 2.2.44 and 3.7.4.1.

**guid:** MUST be the GUID associated with the custom data item using the [custom] attribute, as specified in section 2.2.49.5.

**pVarVal:** MUST be set to the value of the custom data item, or to VT\_EMPTY if the type does not have a value associated with the GUID.

**Return Values:** The method MUST return information in an HRESULT data structure, defined in [MS-ERREF] section 2.1. The severity bit in the structure identifies the following conditions:

- If the severity bit is set to 0, the method completed successfully.
- If the severity bit is set to 1 and the entire HRESULT DWORD does not match a value in the following table, a fatal failure occurred.
- If the severity bit is set to 1 and the entire HRESULT DWORD matches a value in the following table, a failure occurred.

Return value/code	Description
0x8002802B TYPE_E_ELEMENTNOTFOUND	The value of <i>index</i> did not specify the ordinal position of an element in the data member table. See [MS-ERREF].

### 3.9.4.9 ITypeInfo2::GetImplTypeCustData (Opnum 30)

The GetImplTypeCustData method retrieves the value of a custom data item associated with the specified interface member of a coclass.

```

HRESULT GetImplTypeCustData (
    [in] UINT index,
    [in] REFGUID guid,
    [out] VARIANT* pVarVal
);

```

**index:** MUST specify an ordinal position in the interface table and MUST be less than the value of the **cImplTypes** field in the TYPEATTR structure of the associated type, as specified in sections 2.2.44 and 3.7.4.1.

**guid:** MUST be the GUID associated with the custom data item using the [custom] attribute, as specified in section 2.2.49.8.

**pVarVal:** MUST be set to the value of the custom data item, or to VT\_EMPTY if the type does not have a value associated with the GUID.

**Return Values:** The method MUST return information in an HRESULT data structure, defined in [MS-ERREF] section 2.1. The severity bit in the structure identifies the following conditions:

- If the severity bit is set to 0, the method completed successfully.
- If the severity bit is set to 1 and the entire HRESULT DWORD does not match a value in the following table, a fatal failure occurred.
- If the severity bit is set to 1 and the entire HRESULT DWORD matches a value in the following table, a failure occurred.

Return value/code	Description
0x8002802B TYPE_E_ELEMENTNOTFOUND	The value of <i>index</i> did not specify the ordinal position of an element in the interface table, or the type is not a coclass. See [MS-ERREF].

### 3.9.4.10 ITypeInfo2::GetDocumentation2 (Opnum 31)

The GetDocumentation2 method retrieves values associated with a type member.

```
HRESULT GetDocumentation2(
    [in] MEMBERID memid,
    [in] LCID lcid,
    [in] DWORD refPtrFlags,
    [out] BSTR* pbstrHelpString,
    [out] DWORD* pdwHelpStringContext,
    [out] BSTR* pbstrHelpStringDll
);
```

**memid:** MUST be the MEMBERID of a member of the type (as specified in section 2.2.35), or MEMBERID\_NIL.

If *memid* is MEMBERID\_NIL, the values of *pbstrHelpString*, *pdwHelpStringContext*, and *pbstrHelpStringDll* MUST correspond to the attributes declared with the type as specified in 2.2.49.3. Otherwise, they MUST correspond to the attributes declared with the specified member of the type.

**lcid:** MUST be the Locale ID associated with the specified type member.

**refPtrFlags:** MUST be 0, or a combination of the bit flags specified in the following table.

Value	Meaning
TYPEINFO_HelpStringArg 0x00000001	MUST specify that the client is interested in the actual <i>pbstrHelpString</i> [out] argument.
TYPEINFO_HelpStringContextArg 0x00000002	MUST specify that the client is interested in the actual <i>pdwHelpStringContext</i> [out] argument.
TYPEINFO_HelpStringDllArg 0x00000004	MUST specify that the client is interested in the actual <i>pbstrHelpStringDll</i> [out] argument.

**pbstrHelpString:** If the TYPEINFO\_HelpStringContextArg and TYPEINFO\_HelpStringDllArg bit flags are set in *refPtrFlags*, *pbstrHelpString* MUST be set to an implementation-specific BSTR<60> . Otherwise, MUST be set to a NULL BSTR.

**pdwHelpStringContext:** MUST be set to the value that was associated with the specified type or type member using the [helpstringcontext] attribute (see IDL Automation Scope) if the TYPEINFO\_HelpStringContextArg bit flag is set in *refPtrFlags*. MUST be set to 0 otherwise.

**pbstrHelpStringDll:** MUST be set to the documentation string that was associated with the specified type or type member using the [helpstringdll] attribute (see IDL Automation Scope) if the TYPEINFO\_HelpStringDllArg bit flag is set in *refPtrFlags*. MUST be set to a NULL BSTR otherwise.

**Return Values:** The method MUST return information in an **HRESULT** data structure, defined in [MS-ERREF] section 2.1. The severity bit in the structure identifies the following conditions:

- If the severity bit is set to 0, the method completed successfully.
- If the severity bit is set to 1, the method failed and encountered a fatal error.

### 3.9.4.11 ITypeInfo2::GetAllCustData (Opnum 32)

The GetAllCustData method retrieves all the custom data items associated with the automation type description.

```
HRESULT GetAllCustData(  
    [out] CUSTDATA* pCustData  
);
```

**pCustData:** MUST be set to a CUSTDATA structure that contains an array of custom data items, as specified in section 2.2.47. The structure's **cCustData** field MUST be set to 0 and its **prgCustData** field set to NULL, if there are no custom data items associated with the automation type description.

**Return Values:** The method MUST return information in an **HRESULT** data structure, defined in [MS-ERREF] section 2.1. The severity bit in the structure identifies the following conditions:

- If the severity bit is set to 0, the method completed successfully.
- If the severity bit is set to 1, the method failed and encountered a fatal error.

### 3.9.4.12 ITypeInfo2::GetAllFuncCustData (Opnum 33)

The GetAllFuncCustData method retrieves all of the custom data items associated with the specified method.

```
HRESULT GetAllFuncCustData(  
    [in] UINT index,  
    [out] CUSTDATA* pCustData  
);
```

**index:** MUST specify an ordinal position in the method table and MUST be less than the value of the cFuncs field in the TYPEATTR structure of the associated type, as specified in sections 2.2.44 and 3.7.4.1.

**pCustData:** MUST be set to a CUSTDATA structure that contains an array of custom data items, as specified in section 2.2.49.5.1. The structure's **cCustData** field MUST be set to 0 and its **prgCustData** field set to NULL, if there are no custom data items associated with the method.

**Return Values:** The method MUST return information in an **HRESULT** data structure, defined in [MS-ERREF] section 2.1. The severity bit in the structure identifies the following conditions:

- If the severity bit is set to 0, the method completed successfully.
- If the severity bit is set to 1 and the entire HRESULT DWORD does not match a value in the following table, a fatal failure occurred.

- If the severity bit is set to 1 and the entire HRESULT DWORD matches a value in the following table, a failure occurred.

Return value/code	Description
0x8002802B TYPE_E_ELEMENTNOTFOUND	The value of <i>index</i> did not specify the ordinal position of an element in the data member table. See [MS-ERREF].

### 3.9.4.13 ITypeInfo2::GetAllParamCustData (Opnum 34)

The GetAllParamCustData method retrieves all of the custom data items associated with the specified parameter.

```
HRESULT GetAllParamCustData(
    [in] UINT indexFunc,
    [in] UINT indexParam,
    [out] CUSTDATA* pCustData
);
```

**indexFunc:** MUST specify an ordinal position in the method table and MUST be less than the value of the **cFuncs** field in the TYPEATTR structure of the associated type, as specified in sections 2.2.44 and 3.7.4.1.

**indexParam:** MUST specify an ordinal position in the parameter table of the method specified by *indexFunc*. The value of *indexParam* MUST be less than the value of the **cParams** field in the FUNCDESC structure of the associated method, as specified in sections 2.2.42 and 3.7.4.3.

**pCustData:** MUST be set to a CUSTDATA structure that contains an array of custom data items, as specified in section 2.2.49.6. The structure's **cCustData** field MUST be set to 0 and its **prgCustData** field set to NULL, if there are no custom data items associated with the parameter.

**Return Values:** The method MUST return information in an HRESULT data structure, defined in [MS-ERREF] section 2.1. The severity bit in the structure identifies the following conditions:

- If the severity bit is set to 0, the method completed successfully.
- If the severity bit is set to 1 and the entire HRESULT DWORD does not match a value in the following table, a fatal failure occurred.
- If the severity bit is set to 1 and the entire HRESULT DWORD matches a value in the following table, a failure occurred.

Return value/code	Description
0x8002802B TYPE_E_ELEMENTNOTFOUND	The value of <i>indexFunc</i> did not specify the ordinal position of an element in the method table, or the value of <i>indexParam</i> did not specify the ordinal position of an element in the parameter table.

### 3.9.4.14 ITypeInfo2::GetAllVarCustData (Opnum 35)

The GetAllVarCustData method retrieves all of the custom data items associated with the specified data member.



```

HRESULT GetAllVarCustData(
    [in] UINT index,
    [out] CUSTDATA* pCustData
);

```

**index:** MUST specify an ordinal position in the data member table and MUST be less than the value of the **cVars** field in the TYPEATTR structure of the associated type, as specified in sections 2.2.44 and 3.7.4.1.

**pCustData:** MUST be set to a CUSTDATA structure that contains an array of custom data items, as specified in section 2.2.49.5. The structure's **cCustData** field MUST be set to 0 and its **prgCustData** field set to NULL, if there are no custom data items associated with the data member.

**Return Values:** The method MUST return information in an HRESULT data structure, defined in [MS-ERREF] section 2.1. The severity bit in the structure identifies the following conditions:

- If the severity bit is set to 0, the method completed successfully.
- If the severity bit is set to 1 and the entire HRESULT DWORD does not match a value in the following table, a fatal failure occurred.
- If the severity bit is set to 1 and the entire HRESULT DWORD matches a value in the following table, a failure occurred.

Return value/code	Description
0x8002802B TYPE_E_ELEMENTNOTFOUND	The value of <i>index</i> did not specify the ordinal position of an element in the data member table. See [MS-ERREF].

### 3.9.4.15 ITypeInfo2::GetAllImplTypeCustData (Opnum 36)

The GetAllImplTypeCustData method retrieves all of the custom data items associated with the specified data member.

```

HRESULT GetAllImplTypeCustData(
    [in] UINT index,
    [out] CUSTDATA* pCustData
);

```

**index:** MUST specify an ordinal position in the interface table and MUST be less than the value of the **cImplTypes** field in the TYPEATTR structure of the associated type, as specified in sections 2.2.44 and 3.7.4.1.

**pCustData:** MUST be set to a CUSTDATA structure that contains an array of custom data items, as specified in section 2.2.49.8. The structure's **cCustData** field MUST be set to 0 and its **prgCustData** field set to NULL if there are no custom data items associated with the interface.

**Return Values:** The method MUST return information in an HRESULT data structure, defined in [MS-ERREF] section 2.1. The severity bit in the structure identifies the following conditions:

- If the severity bit is set to 0, the method completed successfully.
- If the severity bit is set to 1 and the entire HRESULT DWORD does not match a value in the following table, a fatal failure occurred.

- If the severity bit is set to 1 and the entire HRESULT DWORD matches a value in the following table, a failure occurred.

Return value/code	Description
0x8002802B TYPE_E_ELEMENTNOTFOUND	The value of <i>index</i> did not specify the ordinal position of an element in the interface table, or the type is not a coclass. See [MS-ERREF].

### 3.9.5 Timer Events

None.

### 3.9.6 Other Local Events

None.

## 3.10 ITypeInfo2 Client Details

### 3.10.1 Abstract Data Model

None.

### 3.10.2 Timers

None.

### 3.10.3 Initialization

None.

### 3.10.4 Message Processing Events and Sequencing Rules

To retrieve a reference to an ITypeInfo2 server, the client MUST first retrieve a reference to an ITypeInfo server (as specified in section 3.7.4), and then call IUnknown::QueryInterface and request IID\_ITypeInfo2.

The protocol specifies no additional sequencing rules.

### 3.10.5 Timer Events

None.

### 3.10.6 Other Local Events

None.

## 3.11 ITypeLib Server Details

An automation type library server is a COM server that provides access to a collection of automation type descriptions through an implementation of ITypeLib.

The types described in an automation type library are defined or referenced in a single IDL Automation scope (section 2.2.49.2).

### 3.11.1 Abstract Data Model

This section describes a conceptual model of possible data organization that an implementation maintains to participate in this protocol. The described organization is provided to explain how the protocol behaves. This specification does not mandate that implementations adhere to this model, as long as their external behavior is consistent with the behavior described in this specification.

An automation type library server provides a concrete representation of an IDL automation scope.

Every automation type library server MUST maintain the following data elements:

- A string that MUST specify the name of the type library.
- A value or structure that MUST specify the attributes declared with the type library in the IDL, as specified in section 2.2.49.2.
- A type information table (see below) that contains a list of automation type description mapping entries for types that are defined in the automation scope.
- A type reference table (see below) that contains a list of mappings between HREFTYPE values and automation type descriptions.
- A library reference table (see below) that contains a list of mappings between strings, as specified by importlib statements (see section 2.2.49.10) and automation type libraries.
- A reference to an ITypeComp server whose binding context (see section 3.5.4.1.1) is specified by the members of the automation type library.
- A system pointer size value that specifies the size of a pointer within the data structures used by the automation type descriptions in its type information table. This value is determined when the server is initialized, and is not specified as part of the IDL automation scope.

Each entry in the type information table MUST correspond to a type that is defined or referenced in the automation scope. The entry that corresponds to a dual interface MUST be its partner dispinterface. Each entry MUST contain:

- An ordinal value. The ordinal position of automation type descriptions within the type information table MUST be permanent.
- A GUID. The GUID MUST be the GUID specified in the automation scope defining the type, or IID\_NULL if no GUID is specified. The mapping between a GUID and an automation type description MUST be permanent and MUST be consistent among all servers that represent automation scopes within the same automation scope family.
- A string. The mapping between a type name and an automation type description MUST be permanent and MUST be consistent among all servers that represent automation scopes with the same LCID in the same automation scope family.

The type reference table MUST contain one entry for each type defined or referenced in the automation scope.

Each element of the type reference table MUST include the following:

- An HREFTYPE.
- A reference to the automation type description object corresponding to the HREFTYPE.

- A reference to an entry in the library reference table (see below) if the automation type description corresponds to a type that is defined by another automation type library.

The library reference table MUST contain one entry for each external automation type library that defines types that are referenced by members of the type reference table.

Each element of the library reference table MUST include the following:

- A string specified by an importlib statement (see section 2.2.49.10).
- A reference to the automation type library instance that corresponds to the specified string.

### 3.11.2 Timers

None.

### 3.11.3 Initialization

The server MUST initialize its name and ITypeComp server reference, and specify the system pointer size value. These values MUST NOT change over the server's lifetime.

The server MUST initialize its type information table, type reference table, and library reference table. The tables MUST NOT change over the server's lifetime.

The server MUST initialize the representation of the attributes declared with its IDL Automation scope. The attribute representation MUST NOT change over the server's lifetime.

### 3.11.4 Message Processing Events and Sequencing Rules

ITypeLib derives from the IUnknown interface. ITypeLib servers MUST implement the methods that are defined in IUnknown, in the order in which, and with the opnums with which, they are specified in [MS-DCOM] Appendix A.

Methods in RPC Opnum Order

Method	Description
GetTypeInfoCount	The GetTypeInfoCount method provides the number of automation type descriptions in the type information table. Opnum: 3
GetTypeInfo	The GetTypeInfo method retrieves the automation type description that has the specified ordinal position within the type information table. Opnum: 4
GetTypeInfoType	The GetTypeInfoType method retrieves the TYPEKIND value that is associated with an automation type description. Opnum: 5
GetTypeInfoOfGuid	The GetTypeInfoOfGuid method retrieves the automation type description with the specified GUID from the server's type information table. Opnum: 6
GetLibAttr	The GetLibAttr method retrieves a structure that contains the attributes that are declared with the type library. Opnum: 7
GetTypeComp	The GetTypeComp method retrieves a reference to the ITypeComp server instance that is associated with the ITypeLib server.

Method	Description
	Opnum: 8
GetDocumentation	The GetDocumentation method retrieves the documentation resources that are associated with the automation type library. Opnum: 9
IsName	The IsName method indicates whether the specified string matches the name of a type or type member that is contained in the automation type library or its binding context. Opnum: 10
FindName	The FindName method retrieves references to types or type members that are contained in the automation type library and whose names match a specified string. Opnum: 11
Opnum12NotUsedOnWire	This method is reserved for local use. Opnum: 12

In the preceding table, the term "Reserved for local use" means that the client MUST NOT send the opnum, and the server behavior is undefined because it does not affect interoperability.

All methods MUST NOT throw exceptions. All return values use the NTSTATUS numbering space; in particular, a value of 0x00000000 indicates success, and any other return value indicates an error. All error values are specified in [MS-ERREF] and MUST be treated the same, unless specified otherwise.

#### 3.11.4.1 ITypeLib::GetTypeInfoCount (Opnum 3)

The GetTypeInfoCount method provides the number of automation type descriptions in the type information table.

```
HRESULT GetTypeInfoCount(
    [out] UINT* pcTInfo
);
```

**pcTInfo:** MUST be set to the number of automation type descriptions contained in the type information table of the automation type library.

**Return Values:** The method MUST return information in an **HRESULT** data structure, defined in [MS-ERREF] section 2.1. The severity bit in the structure identifies the following conditions:

- If the severity bit is set to 0, the method completed successfully.
- If the severity bit is set to 1, the method failed and encountered a fatal error.

#### 3.11.4.2 ITypeLib::TypeInfo (Opnum 4)

The TypeInfo method retrieves the automation type description that has the specified ordinal position within the type information table.

```
HRESULT TypeInfo(
    [in] UINT index,
    [out] ITypeInfo** ppTInfo
);
```

**index:** MUST equal the ordinal position of the specified automation type description within the type information table.

**ppTInfo:** MUST be set to a reference to the ITypeInfo server instance (see section 3.7) with the specified position in the type information table, or to NULL if the value of index is greater than or equal to the number of automation type descriptions in the type information table.

MUST refer to the partner dispinterface if index specifies a dual interface. To retrieve the ITypeInfo server that corresponds to the partner interface, the client MUST call the GetRefTypeOfImpIType and GetRefTypeInfo methods of the ITypeInfo instance that correspond to the partner dispinterface, as specified in sections 3.7.4.6 and 3.7.4.10.

**Return Values:** The method MUST return information in an **HRESULT** data structure, defined in [MS-ERREF] section 2.1. The severity bit in the structure identifies the following conditions:

- If the severity bit is set to 0, the method completed successfully.
- If the severity bit is set to 1 and the entire **HRESULT** DWORD does not match a value in the following table, a fatal failure occurred.
- If the severity bit is set to 1 and the entire **HRESULT** DWORD matches a value in the following table, a failure occurred.

Return value/code	Description
0x8002802B TYPE_E_ELEMENTNOTFOUND	The value of <i>index</i> did not specify the ordinal position of an element in the type information table. See [MS-ERREF].

### 3.11.4.3 ITypeLib::GetTypeInfoType (Opnum 5)

The GetTypeInfoType method retrieves the TYPEKIND value associated with an automation type description.

```
HRESULT GetTypeInfoType (  
    [in] UINT index,  
    [out] TYPEKIND* pTKind  
);
```

**index:** MUST equal the ordinal position of the specified automation type description within the type information table.

**pTKind:** MUST be set to the TYPEKIND value associated with the type description, as specified in 2.2.17.

**Return Values:** The method MUST return information in an **HRESULT** data structure, defined in [MS-ERREF] section 2.1. The severity bit in the structure identifies the following conditions:

- If the severity bit is set to 0, the method completed successfully.
- If the severity bit is set to 1 and the entire **HRESULT** DWORD does not match a value in the following table, a fatal failure occurred.
- If the severity bit is set to 1 and the entire **HRESULT** DWORD matches a value in the following table, a failure occurred.

Return value/code	Description
0x8002802B TYPE_E_ELEMENTNOTFOUND	The value of <i>index</i> did not specify the ordinal position of an element in the type information table. See [MS-ERREF].

#### 3.11.4.4 ITypeLib::GetTypeInfoOfGuid (Opnum 6)

The GetTypeInfoOfGuid method retrieves the automation type description with the specified GUID from the server's type information table.

```
HRESULT GetTypeInfoOfGuid(
    [in] REFGUID guid,
    [out] ITypeInfo** ppTypeInfo
);
```

**guid:** MUST be a GUID.

**ppTypeInfo:** MUST be set to an ITypeInfo server instance that represents the automation type description associated with the specified GUID in the type information table (see section 3.7) or to NULL. MUST be NULL if the value of *guid* is IID\_NULL, or is not associated with an automation type description.

**Return Values:** The method MUST return information in an **HRESULT** data structure, defined in [MS-ERREF] section 2.1. The severity bit in the structure identifies the following conditions:

- If the severity bit is set to 0, the method completed successfully.
- If the severity bit is set to 1 and the entire **HRESULT** DWORD does not match a value in the following table, a fatal failure occurred.
- If the severity bit is set to 1 and the entire **HRESULT** DWORD matches a value in the following table, a failure occurred.

Return value/code	Description
0x8002802B TYPE_E_ELEMENTNOTFOUND	The value of <i>guid</i> did not correspond to any entry in the Type information table, or the value of <i>guid</i> was IID_NULL. See [MS-ERREF].

#### 3.11.4.5 ITypeLib::GetLibAttr (Opnum 7)

The GetLibAttr method retrieves a structure that contains the attributes declared with the Type library.

```
HRESULT GetLibAttr(
    [out] LPTLIBATTR* ppLibAttr,
    [out] DWORD* pReserved
);
```

**ppLibAttr:** MUST be set to a TLIBATTR (section 2.2.45) structure that specifies the attributes declared with the Type library.

**pReserved:** MUST be set to 0 and ignored on receipt.

**Return Values:** The method MUST return information in an **HRESULT** data structure, defined in [MS-ERREF] section 2.1. The severity bit in the structure identifies the following conditions:

- If the severity bit is set to 0, the method completed successfully.
- If the severity bit is set to 1, the method failed and encountered a fatal error.

### 3.11.4.6 ITypeLib::GetTypeComp (Opnum 8)

The GetTypeComp method retrieves a reference to the ITypeComp server instance associated with the ITypeLib server.

```
HRESULT GetTypeComp(
    [out] ITypeComp** ppTComp
);
```

**ppTComp:** MUST be set to a reference to the ITypeComp server instance associated with the automation type library, or to NULL if the automation type library does not have an associated ITypeComp server instance.

**Return Values:** The method MUST return information in an **HRESULT** data structure, defined in [MS-ERREF] section 2.1. The severity bit in the structure identifies the following conditions:

- If the severity bit is set to 0, the method completed successfully.
- If the severity bit is set to 1, the method failed and encountered a fatal error.

### 3.11.4.7 ITypeLib::GetDocumentation (Opnum 9)

The GetDocumentation method retrieves the documentation resources associated with the automation type library.

```
HRESULT GetDocumentation(
    [in] INT index,
    [in] DWORD refPtrFlags,
    [out] BSTR* pBstrName,
    [out] BSTR* pBstrDocString,
    [out] DWORD* pdwHelpContext,
    [out] BSTR* pBstrHelpFile
);
```

**index:** MUST equal the ordinal position of an automation type description in the type information table, or -1. If index is -1, the values of *pBstrName*, *pBstrDocString*, *pdwHelpContext*, and *pBstrHelpFile* MUST correspond to the attributes declared with the Type library, as specified in section 2.2.49.2. Otherwise, they MUST correspond to the attributes declared with the specified type.

**refPtrFlags:** MUST be a combination of 0, or the bit flags specified in the following table.

Value	Meaning
TYPELIB_NameArg 0x00000001	MUST specify that the client is interested in the actual <i>pBstrName</i> [out] argument.
TYPELIB_DocStringArg 0x00000002	MUST specify that the client is interested in the actual <i>pBstrDocString</i> [out] argument.



Value	Meaning
TYPELIB_HelpContextArg 0x00000004	MUST specify that the client is interested in the actual <i>pdwHelpContext</i> [out] argument.
TYPELIB_HelpFileArg 0x00000008	MUST specify that the client is interested in the actual <i>pBstrHelpFile</i> [out] argument.

**pBstrName:** MUST be set to a BSTR that contains the name of the specified type or Type library if the TYPELIB\_NameArg bit flag is set in *refPtrFlags*. MUST be set to a NULL BSTR otherwise.

**pBstrDocString:** MUST be set to the documentation string that was associated with the specified type or Type library using the [helpstring] attribute (see section 2.2.49.2), if the TYPELIB\_DocStringArg bit flag is set in *refPtrFlags*. MAY be set to an implementation-specific string<61> if no [helpstring] attribute is specified. MUST be set to a NULL BSTR otherwise.

**pdwHelpContext:** MUST be set to the value that was associated with the specified type or Type library using the [helpcontext] attribute (see section 2.2.49.2), if the TYPELIB\_HelpContextArg bit flag is set in *refPtrFlags*. MUST be set to 0 otherwise.

**pBstrHelpFile:** MUST be set to the documentation string that was associated with the specified type or Type library using the [helpfile] attribute (see section 2.2.49.2), if the TYPELIB\_HelpFileArg bit flag is set in *refPtrFlags*. MUST be set to a NULL BSTR otherwise.

**Return Values:** The method MUST return information in an HRESULT data structure, defined in [MS-ERREF] section 2.1. The severity bit in the structure identifies the following conditions:

- If the severity bit is set to 0, the method completed successfully.
- If the severity bit is set to 1 and the entire **HRESULT** DWORD does not match a value in the following table, a fatal failure occurred.
- If the severity bit is set to 1 and the entire **HRESULT** DWORD matches a value in the following table, a failure occurred.

Return value/code	Description
0x8002802B TYPE_E_ELEMENTNOTFOUND	The value of <i>index</i> was not -1 and did not specify the ordinal position of an element in the type information table. See [MS-ERREF].

### 3.11.4.8 ITypeLib::IsName (Opnum 10)

The IsName method indicates whether the specified string matches the name of a type or type member that is contained in the automation type library or its binding context.

```
HRESULT IsName(
    [in] LPOLESTR szNameBuf,
    [in] ULONG lHashVal,
    [out] BOOL* pfName,
    [out] BSTR* pBstrNameInLibrary
);
```

**szNameBuf:** MUST be set to a string to be tested if it matches the name of a type or type member.

**lHashVal:** MUST be either the hash value that corresponds to the value of *szNameBuf* (as specified in section 2.2.51) or 0.

**pfName:** MUST be set to TRUE if the specified string matches the name of a type or member that is contained in the automation type library (see section 3.11.4.9) or its binding context (see section 3.5.4.1.1.1) according to the string-matching criteria, as specified in section 2.2.50. Otherwise, MUST be set to FALSE.

**pBstrNameInLibrary:** MUST be set to a string whose value matches the value of *szNameBuf* according to the string-matching rules (as specified in section 2.2.50), if *pfName* is TRUE. MUST be set to a NULL BSTR if *pfName* is FALSE.

**Return Values:** The method MUST return the information in an **HRESULT** data structure, which is defined in [MS-ERREF] section 2.1. The severity bit in the structure identifies the following conditions:

- If the severity bit is set to 0, the method completed successfully.
- If the severity bit is set to 1, the method failed and encountered a fatal error.

### 3.11.4.9 ITypeLib::FindName (Opnum 11)

The FindName method retrieves references to types, or type members, contained in the automation type library whose names match a specified string.

```
HRESULT FindName (
    [in] LPOLESTR szNameBuf,
    [in] ULONG lHashVal,
    [out, size_is(*pcFound), length_is(*pcFound)]
    ITypeInfo** ppTInfo,
    [out, size_is(*pcFound), length_is(*pcFound)]
    MEMBERID* rgMemId,
    [in, out] USHORT* pcFound,
    [out] BSTR* pBstrNameInLibrary
);
```

**szNameBuf:** MUST be a string.

**lHashVal:** MUST be either the hash value corresponding to the value of *szNameBuf* (as specified in section 2.2.51), or 0.

**ppTInfo:** MUST be set to an array of references to ITypeInfo server instances (see section 3.7.4). Each entry of *ppTInfo* MUST correspond to a type whose name matches the value of *szNameBuf* according to the string matching criteria (as specified in section 2.2.50) or that contains a member whose name matches the value of *szNameBuf*.

The array MUST be empty if there are no types or method or data members of types defined in the automation scope whose names match the value of *szNameBuf*. Otherwise, the array MUST contain one entry for each named nonparameter element defined in the automation scope whose name matches *szNameBuf*. The array MAY contain entries for matching types or type members that are referenced, but not defined in the automation scope. <62>

If *szNameBuf* matches the name of a dual interface or one of its members, the corresponding entry in *ppTInfo* MUST refer to the partner dispinterface and MUST NOT refer to the partner interface.

The length of the array MUST NOT be greater than the value of *pcFound* set by the client.

**rgMemId:** MUST be set to an array of MEMBERIDs (see section 2.2.35) corresponding to the ITypeInfo instances in the *ppTInfo* array. For each entry in the *ppTInfo* array, the corresponding value in the *rgMemId* array MUST specify the MEMBERID of the type member whose name matches the value of *szNameBuf*, or MEMBERID\_NIL to specify that the name of the type matches the value of *szNameBuf*.

**pcFound:** The client MUST set *pcFound* to the maximum number of matches that can be returned. The server MUST set *pcFound* to the number of elements in the *ppTInfo* and *rgMemId* arrays.

**pBstrNameInLibrary:** MUST be set to a string whose value matches the value of *szNameBuf* according to the string-matching rules (as specified in section 2.2.50), if the *ppTInfo* array is not empty. MUST be set to a NULL BSTR otherwise.

**Return Values:** The method MUST return information in an **HRESULT** data structure, defined in [MS-ERREF] section 2.1. The severity bit in the structure identifies the following conditions:

- If the severity bit is set to 0, the method completed successfully.
- If the severity bit is set to 1, the method failed and encountered a fatal error.

### 3.11.5 Timer Events

None.

### 3.11.6 Other Local Events

None.

## 3.12 ITypeLib Client Details

### 3.12.1 Abstract Data Model

None.

### 3.12.2 Timers

None.

### 3.12.3 Initialization

None.

### 3.12.4 Message Processing Events and Sequencing Rules

A client MUST retrieve a reference to an ITypeLib server by calling `ITypeInfo::GetContainingTypeLib`.

To iterate over the server's collection of ITypeInfo server references, a client MUST first call `ITypeLib::GetTypeInfoCount` to retrieve the count, and then call `ITypeLib::GetTypeInfo`, repeatedly for each index value between 0 and one less than the count previously retrieved.

To retrieve an ITypeInfo reference, given the UUID associated with the type, the client MUST call `ITypeLib::GetTypeInfoOfGuid`.

To retrieve all the ITypeInfo references associated with a string, the client MUST call `ITypeLib::FindName`.

### 3.12.5 Timer Events

None.

### 3.12.6 Other Local Events

None.

### 3.13 ITypeLib2 Server Details

An ITypeLib2 server MUST extend the functionality of ITypeLib. The main extension present in ITypeLib2 is the support it provides for custom attributes.

#### 3.13.1 Abstract Data Model

An ITypeLib2 server MUST implement the data model of an ITypeLib server, as specified in 3.11.

An ITypeLib2 server MUST maintain a collection of the custom data items that were declared with the library keyword in the IDL, as specified in section 2.2.49.2. For each custom data item, the server MUST maintain the following mapping:

- The mapping between the GUID and the value of the custom data item.

The data value of a custom data item MUST be a value that can be stored in a `_wireVARIANT`, as specified in 2.2.29.1.

The custom data item mappings maintained by an ITypeLib2 server MUST be permanent.

#### 3.13.2 Timers

None.

#### 3.13.3 Initialization

The server MUST initialize all data objects that are required of an ITypeLib server, as specified in section 3.11.3.

The server MUST initialize its collection of custom data items. The collection MUST NOT change over the server's lifetime.

#### 3.13.4 Message Processing Events and Sequencing Rules

ITypeLib2 derives from the ITypeLib interface. ITypeLib2 servers MUST implement the opnums with which they are specified in section 3.11.4.

Methods in RPC Opnum Order

Method	Description
GetCustData	The GetCustData method retrieves the value of a custom data item that is associated with the automation type library. Opnum: 13
GetLibStatistics	The GetLibStatistics method returns statistics about the unique names in the automation type library. Opnum: 14
GetDocumentation2	The GetDocumentation2 method retrieves the values that are associated with the automation type library. Opnum: 15

Method	Description
GetAllCustData	The GetAllCustData method retrieves the values of all custom data items that are associated with the automation type library. Opnum: 16

All methods MUST NOT throw exceptions. All return values use the NTSTATUS numbering space; in particular, a value of 0x00000000 indicates success, and any other return value indicates an error. All error values are specified in [MS-ERREF] and MUST be treated the same, unless specified otherwise.

### 3.13.4.1 ITypeLib2::GetCustData (Opnum 13)

The GetCustData method retrieves the value of a custom data item associated with the automation type library.

```
HRESULT GetCustData(
    [in] REFGUID guid,
    [out] VARIANT* pVarVal
);
```

**guid:** MUST be the GUID associated with the custom data item using the [custom] attribute, as specified in section 2.2.49.2.

**pVarVal:** MUST be set to the value of the custom data item, or VT\_EMPTY if there is no custom data item associated with the specified GUID.

**Return Values:** The method MUST return information in an **HRESULT** data structure, defined in [MS-ERREF] section 2.1. The severity bit in the structure identifies the following conditions:

- If the severity bit is set to 0, the method completed successfully.
- If the severity bit is set to 1, the method failed and encountered a fatal error.

### 3.13.4.2 ITypeLib2::GetLibStatistics (Opnum 14)

The GetLibStatistics method returns statistics about the unique names in the automation type library.

```
HRESULT GetLibStatistics(
    [out] ULONG* pcUniqueNames,
    [out] ULONG* pcchUniqueNames
);
```

**pcUniqueNames:** MUST be set to the number of unique names in the Type library.

**pcchUniqueNames:** MUST be set to the total length, in characters, of the unique names in the library.

**Return Values:** The method MUST return information in an **HRESULT** data structure, defined in [MS-ERREF] section 2.1. The severity bit in the structure identifies the following conditions:

- If the severity bit is set to 0, the method completed successfully.
- If the severity bit is set to 1, the method failed and encountered a fatal error.

### 3.13.4.3 ITypeLib2::GetDocumentation2 (Opnum 15)

The GetDocumentation2 method retrieves values associated with the automation type library.

```
HRESULT GetDocumentation2(  
    [in] INT index,  
    [in] LCID lcid,  
    [in] DWORD refPtrFlags,  
    [out] BSTR* pbstrHelpString,  
    [out] DWORD* pdwHelpStringContext,  
    [out] BSTR* pbstrHelpStringDll  
);
```

**index:** MUST be equal to the index of an automation type description or to -1. If index is -1, the values of *pbstrHelpString*, *pdwHelpStringContext*, and *pbstrHelpStringDll* MUST correspond to the attributes declared with the Type library as specified in section 2.2.49.3. Otherwise, they MUST correspond to the attributes declared with the specified type.

**lcid:** MUST be the locale ID of the specified type or type library.

**refPtrFlags:** MUST be 0, or a combination of the bit flags specified in the following table.

Value	Meaning
TYPELIB_HelpStringArg 0x00000001	MUST specify that the client is interested in the actual <i>pbstrHelpString</i> [out] argument.
TYPELIB_HelpContextArg 0x00000002	MUST specify that the client is interested in the actual <i>pdwHelpStringContext</i> [out] argument.
TYPELIB_HelpFileArg 0x00000004	MUST specify that the client is interested in the actual <i>pbstrHelpStringDll</i> [out] argument.

**pbstrHelpString:** MUST be set to an implementation-specific BSTR type<63> if the TYPELIB\_HelpStringArg bit flag is set in *refPtrFlags*. MUST be set to a NULL BSTR otherwise.

**pdwHelpStringContext:** MUST be set to the value that was associated with the specified type or type library using the [helpstringcontext] attribute (see section 2.2.49.2) if the TYPELIB\_HelpContextArg bit flag is set in *refPtrFlags*. MUST be set to 0 otherwise.

**pbstrHelpStringDll:** MUST be set to the documentation string that was associated with the specified type or type library using the [helpstringdll] attribute (see section 2.2.49.2) if the TYPELIB\_HelpFileArg bit flag is set in *refPtrFlags*. MUST be set to a NULL BSTR otherwise.

**Return Values:** The method MUST return information in an **HRESULT** data structure, defined in [MS-ERREF] section 2.1. The severity bit in the structure identifies the following conditions:

- If the severity bit is set to 0, the method completed successfully.
- If the severity bit is set to 1, the method failed and encountered a fatal error.

### 3.13.4.4 ITypeLib2::GetAllCustData (Opnum 16)

The GetAllCustData method retrieves the values of all custom data items associated with the automation type library.

```
HRESULT GetAllCustData(  
    [out] CUSTDATA* pCustData
```

);

**pCustData:** MUST be set to a CUSTDATA structure that contains an array of custom data items, as specified in section 2.2.47. The structure's **cCustData** field MUST be set to 0 and its **prgCustData** field set to NULL if there are no custom data items associated with the automation type library.

**Return Values:** The method MUST return information in an **HRESULT** data structure, defined in [MS-ERREF] section 2.1. The severity bit in the structure identifies the following conditions:

- If the severity bit is set to 0, the method completed successfully.
- If the severity bit is set to 1, the method failed and encountered a fatal error.

### 3.13.5 Timer Events

None.

### 3.13.6 Other Local Events

None.

## 3.14 ITypeLib2 Client Details

### 3.14.1 Abstract Data Model

None.

### 3.14.2 Timers

None.

### 3.14.3 Initialization

None.

### 3.14.4 Message Processing Events and Sequencing Rules

To retrieve a reference to an ITypeLib2 server, the client MUST first retrieve a reference to an ITypeLib server (as specified in section 3.12.4), and then call IUnknown::QueryInterface requesting IID\_ITypeLib2.

The protocol specifies no additional sequencing rules.

### 3.14.5 Timer Events

None.

### 3.14.6 Other Local Events

None.

## 4 Protocol Examples

The following sections describe several operations as used in common scenarios to illustrate the function of the OLE Automation Protocol.

### 4.1 AIDL-ODL Property Equivalence

This example shows how to map AIDL operations to their conceptual ODL equivalents.

For example, a property specified in AIDL as follows:

```
[id(1), propget] HRESULT prop1 ( [out, retval] BSTR* bstr );
```

... is equivalent to:

```
[id(1), readonly] BSTR prop1;
```

Or, the following two methods specified in AIDL as:

```
[id(2), propget] HRESULT prop2 ( [out, retval] BSTR* bstr );  
[id(2), propput] HRESULT prop2 ( [in] BSTR bstr );
```

... are equivalent to a:

```
[id(2)] BSTR prop2;
```

### 4.2 AIDL-ODL Method Equivalence

This example shows how to map an AIDL method to its conceptual ODL equivalent.

For example, a method specified in AIDL as follows:

```
[id(3)] HRESULT func1 ( [in] int n, [in] BSTR ticker,  
[lcid] DWORD lcid,  
[out, retval] CURRENCY* cy);
```

... is equivalent to:

```
[id(3)] CURRENCY func1 ( [in] int n, [in] BSTR ticker );
```

### 4.3 Invoke Argument Parameter Mapping

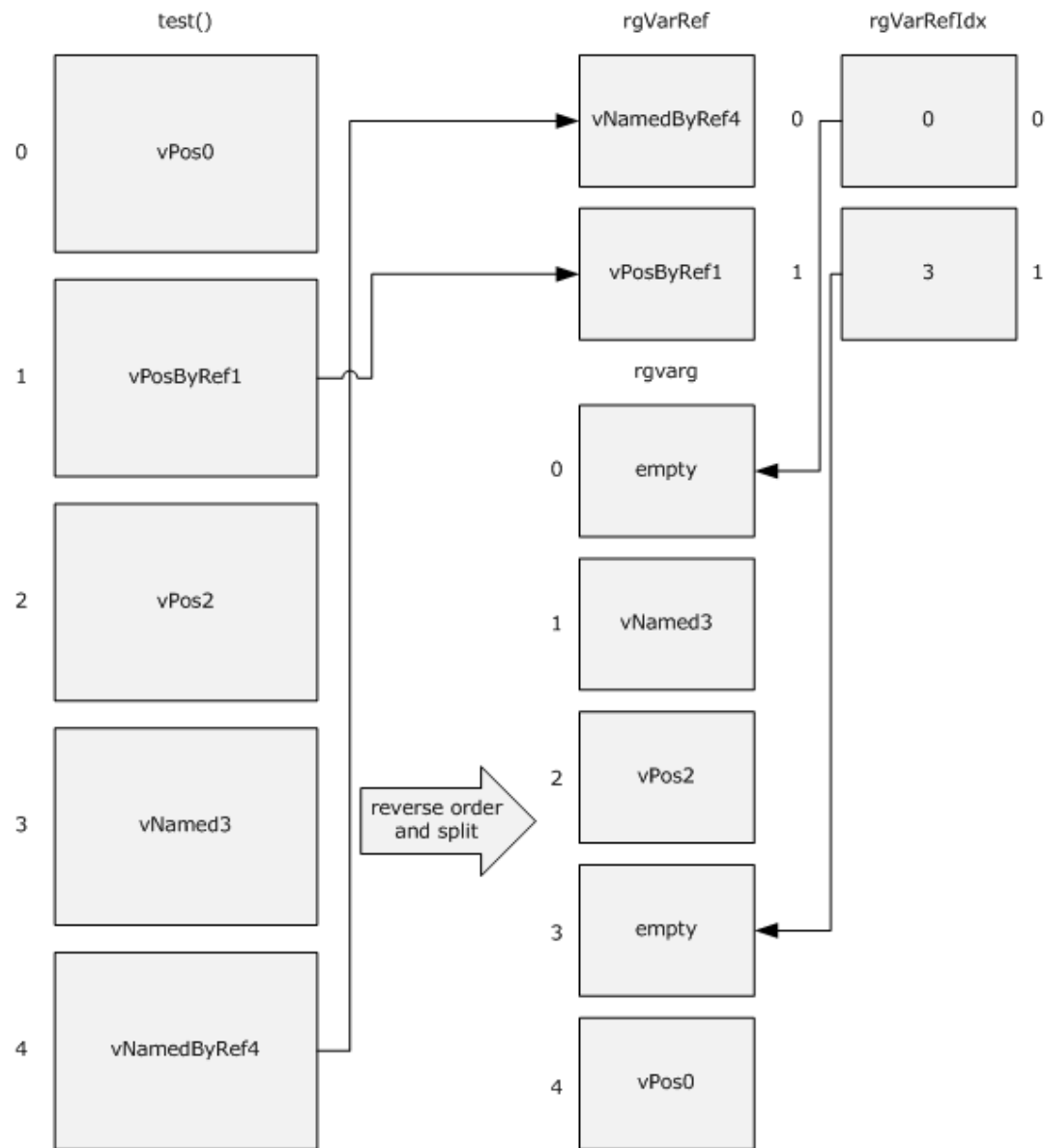
This example shows how automation method arguments map to IDispatch::Invoke arguments.

Consider a method that conceptually takes the following arguments.

```
test(vPos0, vPosByRef1, vPos2, vNamed3, vNamedByRef4);
```



The call to the server must be structured as in the following figure.

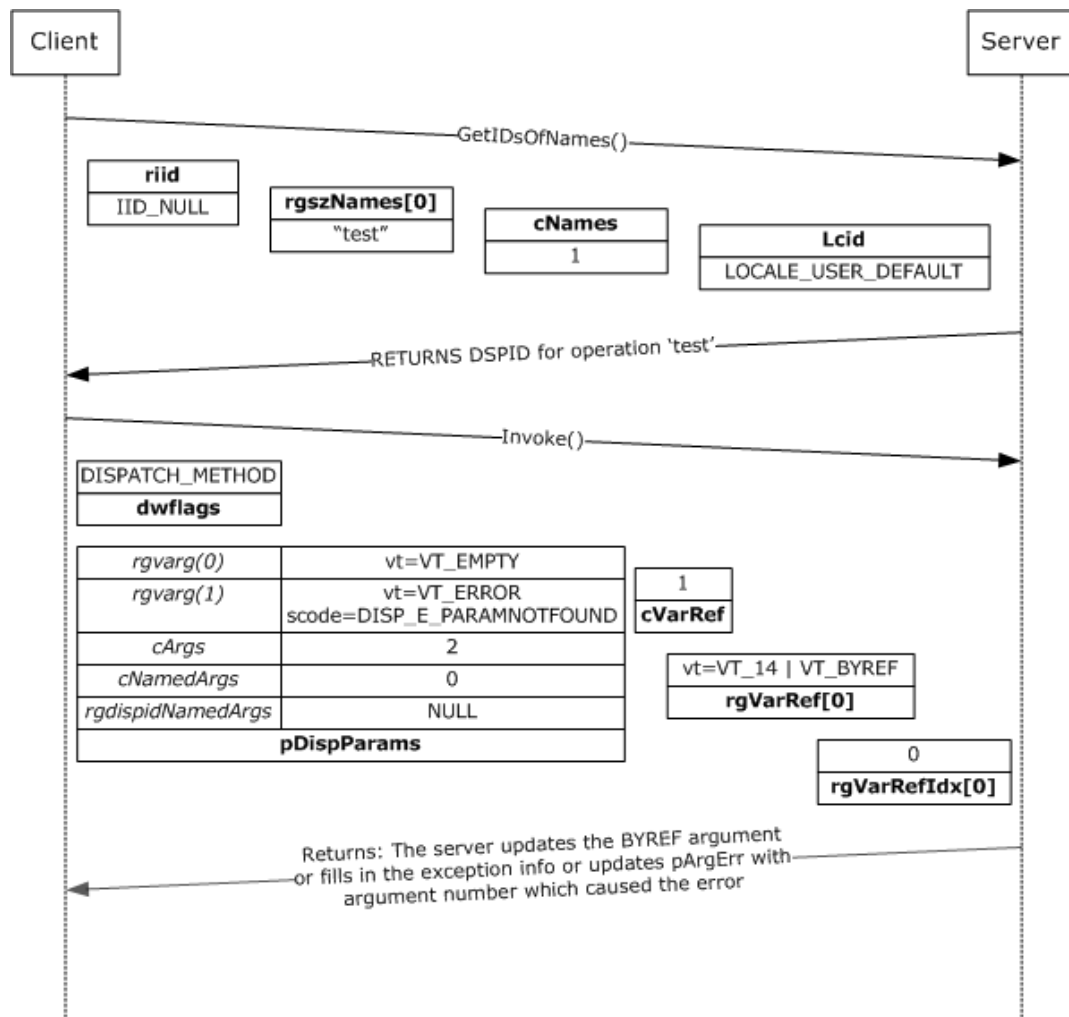


**Figure 5: Call to server**

#### 4.4 Getting the Value of a Property

This example shows a sequence of messages between an automation client and a server to get the value of a property.

1. The client calls the GetIDsOfNames method on the server for a property named test. The server returns the DISPID (see section 2.2.32) of the property in the pointer passed by the client.
2. The client calls the Invoke method on the server by using the DISPID returned from the server. Other parameters may can be filled as shown in the following diagram. The property value is returned by the server in pVarResult. If an exception occurs during execution, or if there is an error in the arguments passed to Invoke, it is indicated in pExcepInfo or in pArgErr, accordingly (see section 3.1.4.4).



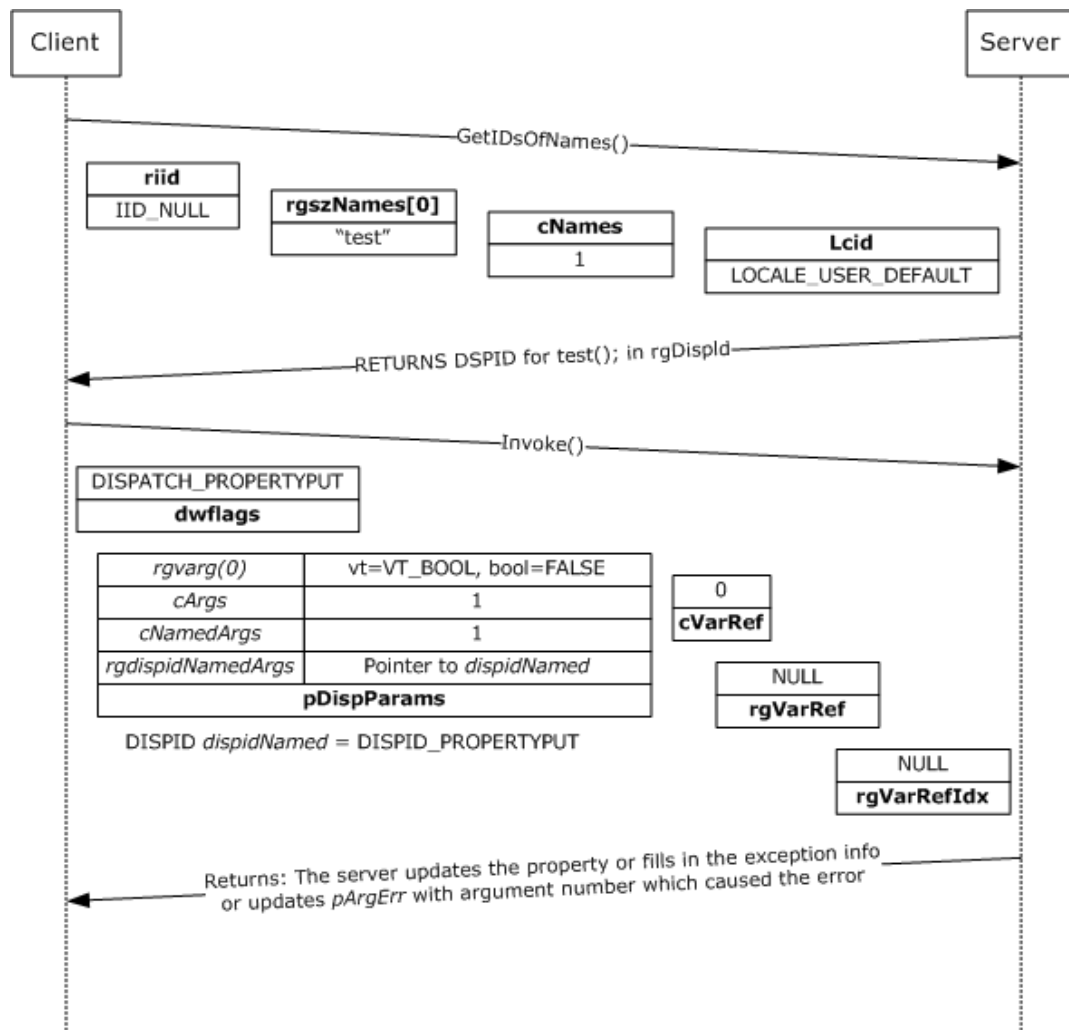
**Figure 6: Getting the value of a property**

**Note** For brevity, the **Invoke** method's *dispid*, *riid*, and *lcid* parameters are not shown.

#### 4.5 Setting the Value of a Property

This example shows a sequence of messages between an automation client and a server to set the value of a property.

1. The client calls the `GetIDsOfName` method on the server for a property named `test`. The server returns the `DISPID` (see section 2.2.32) of the property in the pointer passed by the client.
2. The client calls the `Invoke` method on the server by using the `DISPID` returned from the server. The client passes the value of the property in the first `VARIANT` in `rgVarg` that is a member of `pDispParams` (see section 2.2.33). The remaining members of `pDispParams` must be filled as shown in the following diagram. On the server side, if an exception occurs during execution, or if there is an error in the arguments passed to `Invoke`, it is indicated in `pExcepInfo` or in `pArgErr`, accordingly (see section 3.1.4.4).



**Figure 7: Setting the value of a property**

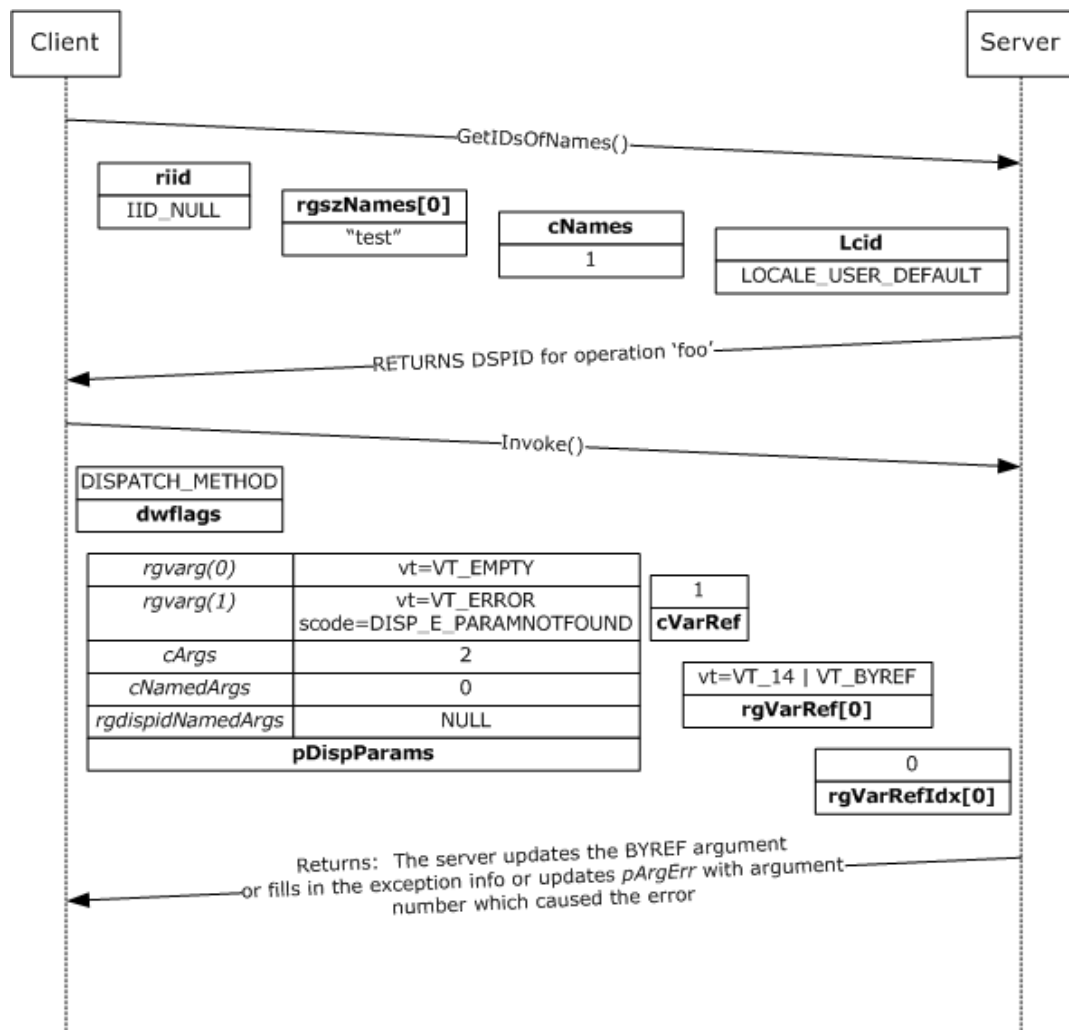
**Note** For brevity, the **Invoke** method's *dispid*, *riid*, and *lcid* parameters are not shown.

#### 4.6 Calling a Method with Byref and Optional Arguments

This example shows a sequence of messages between an automation client and a server to call a method with a byref and an optional argument. The signature of the function is:

```
HRESULT test ([in, optional] VARIANT A, [in, out, optional] VARIANT *B);
```

1. The client calls the **GetIDsOfName** method on the server for the method named test. The server returns the DSPID (section 2.2.32) in the pointer passed by the client.
2. The client calls the Invoke method, filling the parameters as shown in the following figure. In the following example, the client is not passing any value for the first optional argument; thus, the VARIANT in rgVarg[1] **must have to** have the field **vt** set to VT\_ERROR and scode set to DISP\_E\_PARAMNOTFOUND. rgVarg[0] has the **vt** field set to VT\_EMPTY. rgVarRef[0] is a VARIANT with the VT\_BYREF bit flag set.
3. On return from Invoke, rgVarRef[0] with the server-updated value is passed back to the client.



**Figure 8: Calling a method with Byref and optional arguments**

**Note** For brevity, the `Invoke` method's `dispid`, `riid`, and `lcid` parameters are not shown.

#### 4.7 IEnumVARIANT Example

An application implementer [may can](#) choose to implement `IEnumVARIANT` to expose a collection of homogeneous or heterogeneous data. Depending on the requirements of the application and the nature of the data exposed, the implementer [may can](#) choose to implement the collection either as a static, semi-static, or dynamic server.

If the application exposes a rarely changing collection (such as the set of students that are enrolled in a specific class), it [may choose to can](#) do so by exposing a static `IEnumVARIANT` server.

If the application exposes data that [may might](#) change more frequently, but that is meant to be read-only (such as statistics on a set of currently running processes), it [may choose to can](#) do so by exposing a semi-static `IEnumVARIANT` server.

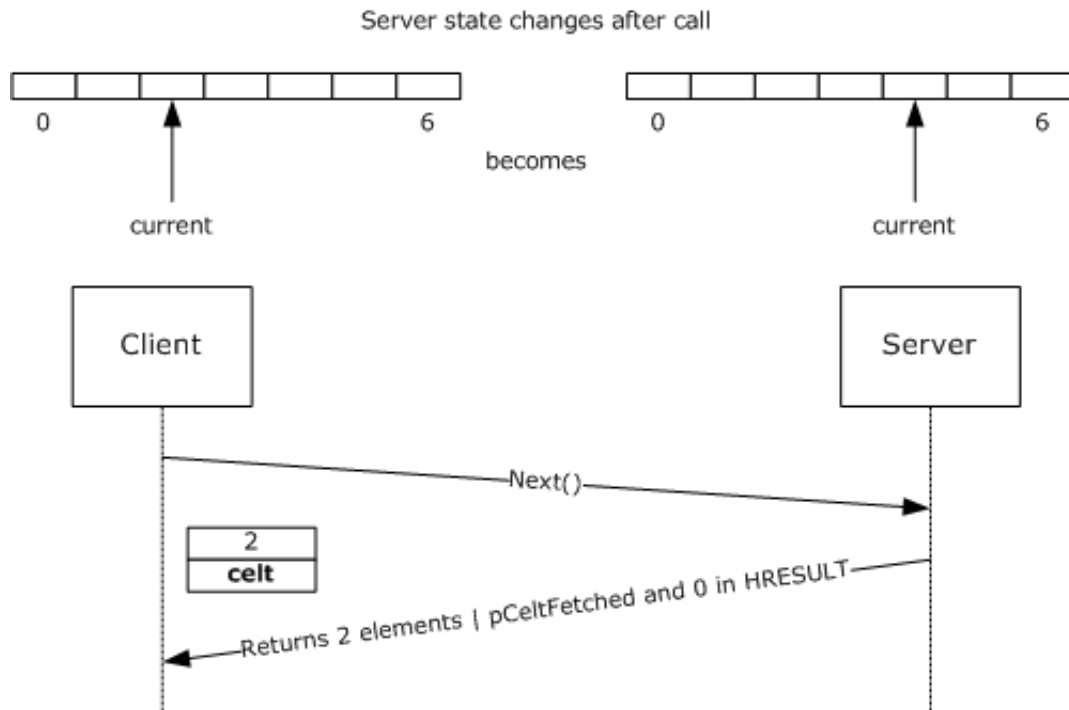
If the application exposes data that changes frequently and that [should is to](#) be as current as possible (such as the set of files from a folder), it [may choose to can](#) do so by exposing a dynamic `IEnumVARIANT` server.

In all the examples that follow, the client **may** use either the `_NewEnum` method or the `QueryInterface` method on the automation server object to get the `IEnumVARIANT` implementation.

In the examples, an array is maintained as a collection by the server, and the variable `current` shows the first position in the enumeration that has not yet been returned to the client (see section 3.3.1).

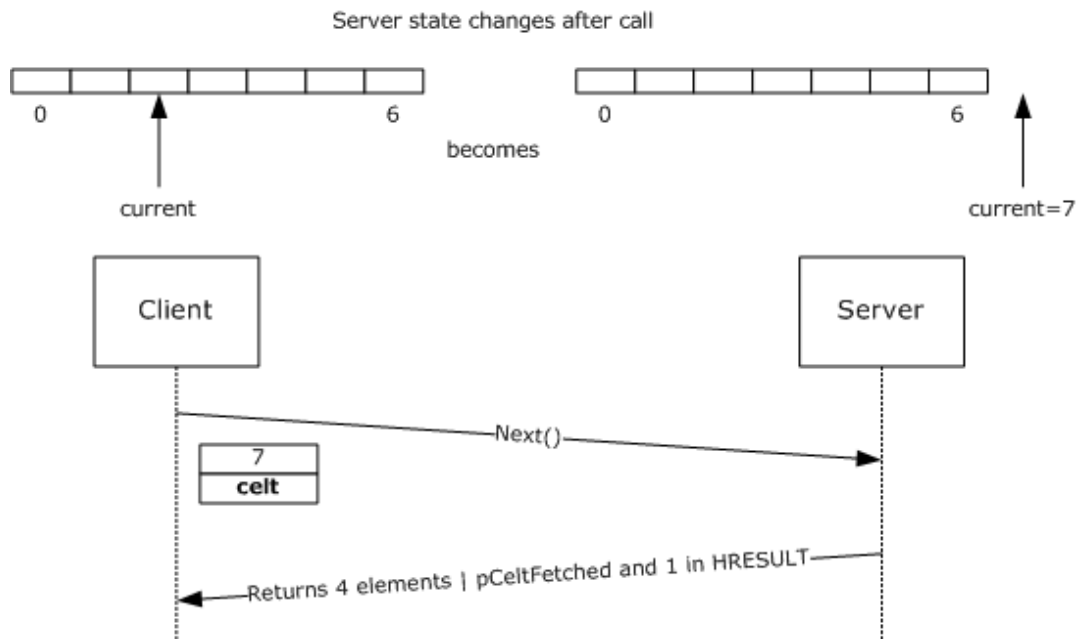
#### 4.7.1 IEnumVARIANT Next() Example

The following diagram illustrates a call to `IEnumVARIANT::Next` for a server that manages a collection of seven elements. Before the call, the current position is 2. The call to `Next()`, requesting two elements, causes the current position to be updated to 4, and results in the return by the server to the client of elements with indices 2 and 3. The server also indicates that it filled two elements by setting `*pCeltFetched` to 2, and returning 0 as the `HRESULT`.



**Figure 9: Call to `IEnumVARIANT::Next`**

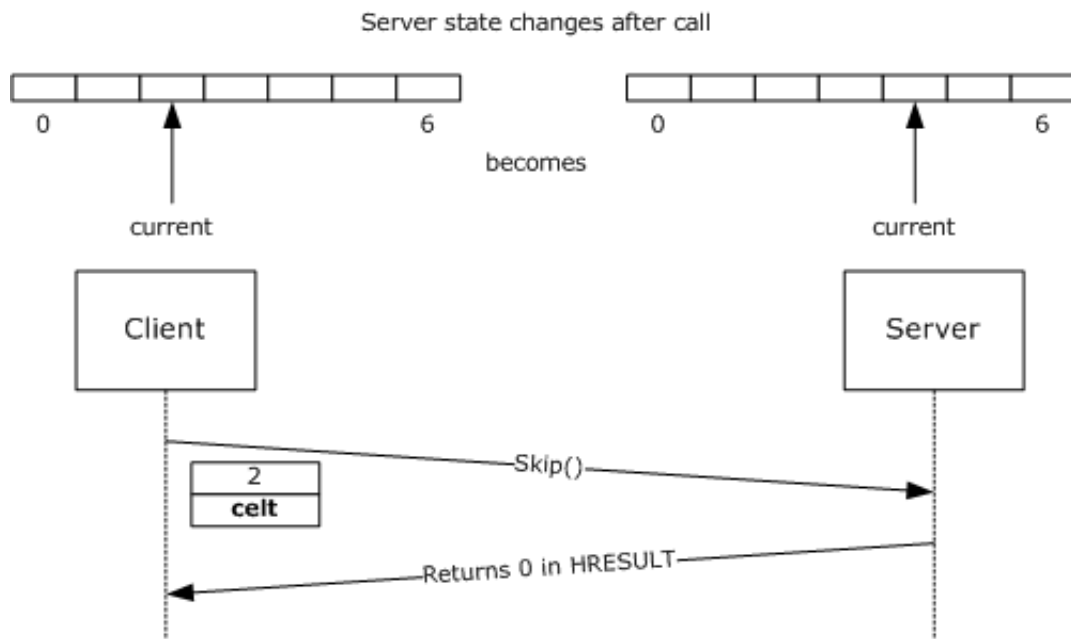
The following diagram illustrates a call to `IEnumVARIANT::Next` for a server that manages a collection of seven elements. Before the call, the current position is 3. The call to `Next()`, requesting seven elements, causes the current position to be updated to 7, and results in the return by the server to the client of elements with indices 3, 4, 5, and 6. The server also indicates that it filled only four elements by setting `*pCeltFetched` to 4, and returning 1 as the `HRESULT`.



**Figure 10: Call to IEnumVARIANT::Next**

#### 4.7.2 IEnumVARIANT Skip() Example

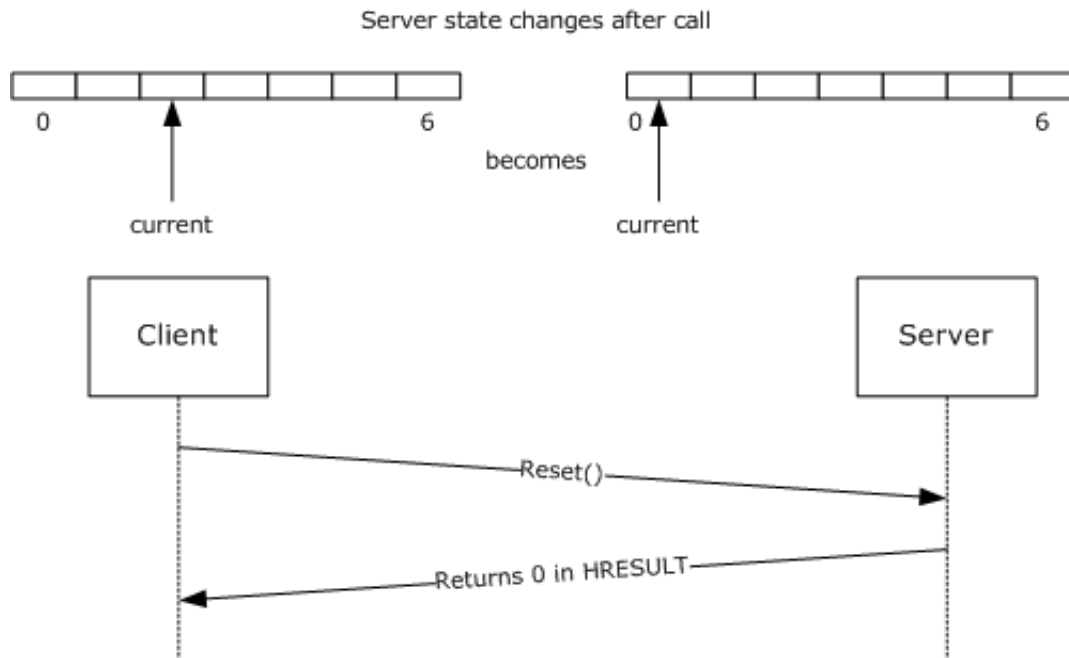
The following diagram illustrates a call to IEnumVARIANT::Skip for a server that manages a collection of seven elements. Before the call, the current position is 2. The call to Skip(), requesting that two elements be skipped, causes the current position to be updated to 4.



**Figure 11: Call to IEnumVARIANT::Skip**

### 4.7.3 IEnumVARIANT Reset() Example

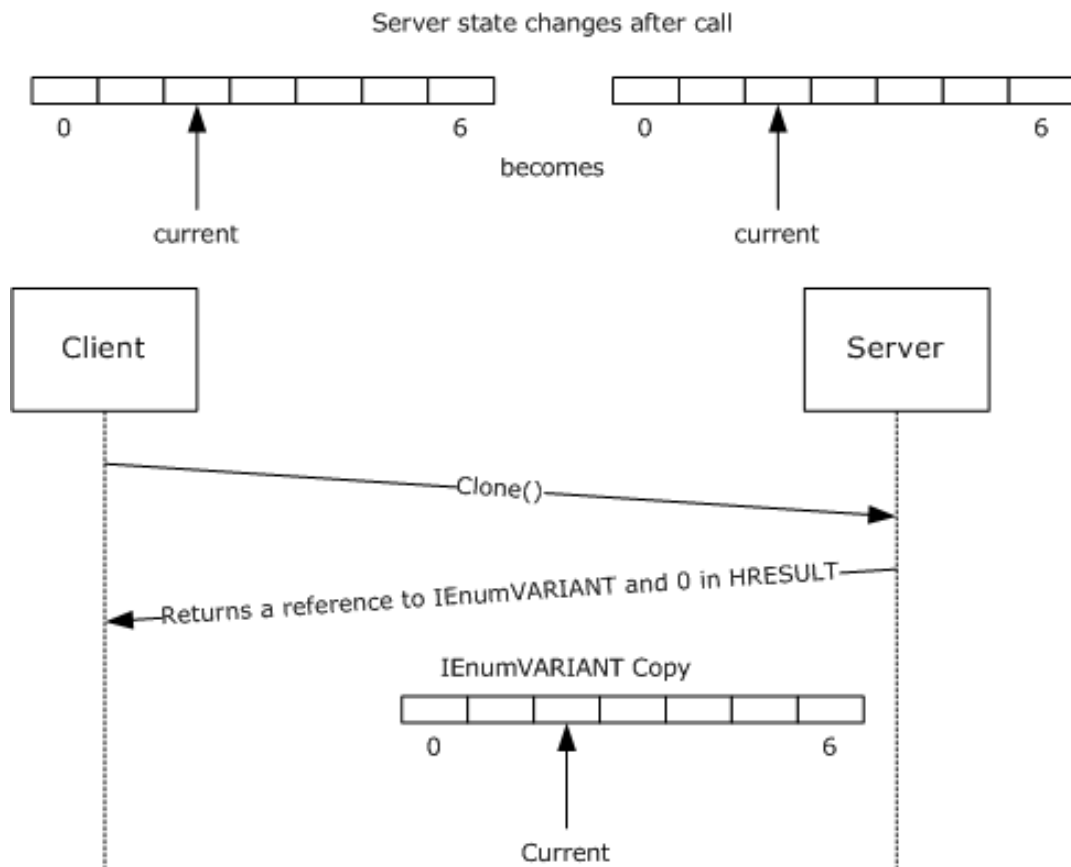
The following diagram illustrates a call to IEnumVARIANT::Reset for a server that manages a collection of seven elements. Before the call, the current position is 2. The call to Reset() causes the current position to be updated to 0.



**Figure 12: Call to IEnumVARIANT::Reset**

### 4.7.4 IEnumVARIANT Clone() Example

The following diagram illustrates a call to IEnumVARIANT::Clone for a server that manages a collection of seven elements. Before the call, the current position is 2. The call to Clone() causes a new IEnumVARIANT server to be created. The new server manages a copy of the collection of seven elements, and its current position is set to 2. An **object reference** to the new IEnumVARIANT server is returned to the client.



**Figure 13: Call to IEnumVARIANT::Clone**

## 4.8 Reading Type Information

The type information exposed by an automation server can be read by an automation client using the ITypeLib and ITypeInfo interfaces. The examples that follow show common scenarios.

### 4.8.1 Getting ITypeLib Implementations from Automation Server

Assuming that the automation client already has an IDispatch pointer from the automation server, the following pseudocode shows how to get the ITypeLib implementation.

```

INPUT: IDispatch pointer from the Automation Server

CALL IDispatch::GetTypeInfoCount and OBTAIN pcTypeInfo
COMMENT see Section 3.1.4.1 for information on pcTypeInfo
IF pcTypeInfo = 0 THEN
    PRINT Automation Server does not support type information for this object
ELSE
    CALL IDispatch::GetTypeInfo with correct LocaleID and OBTAIN ITypeInfo pointer
    CALL ITypeInfo::GetContainingTypeLib and OBTAIN ITypeLib pointer
ENDIF

```



## 4.8.2 Enumerating on All Types in a Type Library

Building on the previous example, it is assumed that the automation client has the ITypeLib implementation of the automation server. The following pseudocode illustrates how to get type information for all types defined in the type library.

```
INPUT: Reference to the ITypeLib server corresponding to the Automation Server

CALL ITypeLib::GetTypeInfoCount and OBTAIN pctInfo
COMMENT see Section 3.11.4.1 for information on pctInfo
FOR X = 0 to pctInfo -1
    CALL ITypeLib::GetTypeInfo with X and OBTAIN ITypeInfo pointer
END FOR
```

## 4.8.3 Enumerating on All Enumerations in a Type Library

This example illustrates how to get all enumerations in a type library, and the value represented by each member within the enumeration.

```
INPUT: Reference to the ITypeLib server corresponding to the Automation Server

CALL ITypeLib::GetTypeInfoCount and OBTAIN pctInfo
COMMENT see Section 3.11.4.1 for information on pctInfo

FOR X = 0 to pctInfo -1
    CALL ITypeLib::GetTypeInfoType with X and OBTAIN pTKind
    COMMENT see Section 3.11.4.3 for more information on pTKind

    IF pTKind = TYPEKIND::TKIND_ENUM THEN
        CALL ITypeLib::GetTypeInfo with X and OBTAIN ITypeInfo pointer

        CALL ITypeInfo::GetDocumentation(MEMBERID_NIL, 1, &BstrName, NULL, NULL, NULL)
        PRINT Name of the Enumeration is BstrName

        CALL ITypeInfo::GetTypeAttr and OBTAIN TYPEATTR pointer
        FOR Y = 0 to TYPEATTR::cVars -1
            ITypeInfo::GetVarDesc with Y and OBTAIN VARDESC pointer
            CALL ITypeInfo::GetDocumentation(VARDESC::memid, 1, &BstrName, NULL, NULL,
                NULL)
            COMMENT BstrName will contain the name of the enumeration member
            PRINT BstrName =
            SET Z to the constant value from VARDESC::lpvarValue
            COMMENT On most platforms the constant value for enumerations would be in
                VARDESC::lpvarValue::intVal
            PRINT Z
        END FOR
    END IF
END FOR
```

## 4.8.4 Enumerating All Nonsource Interfaces in a Coclass

This example illustrates the identification of all coclasses in an automation server type library, and the interfaces implemented by the coclasses.

```
INPUT: Reference to the ITypeLib server corresponding to the Automation Server
COMMENT See example in Section 4.8.1 for getting ITypeLib pointer

CALL ITypeLib::GetTypeInfoCount and OBTAIN pctInfo
COMMENT see Section 3.11.4.1 for information on pctInfo
```

```

FOR X = 0 to pctInfo -1
  CALL ITypeLib::GetTypeInfoType with X and OBTAIN pTKind
  COMMENT See Section 3.11.4.3 for more information on pTKind
  IF pTKind = TYPEKIND::TKIND_COCLASS THEN
    CALL ITypeLib::GetDocumentation(X, 1, &BstrName, NULL, NULL, NULL)
    PRINT Name of the CoClass is BstrName
    CALL ITypeLib::GetTypeInfo with X and OBTAIN ITypeInfo pointer
    CALL ITypeInfo::GetTypeAttr and OBTAIN TYPEATTR pointer

    FOR Y = 0 to TYPEATTR::cImplTypes -1
      ITypeInfo::GetRefTypeOfImplType with Y and OBTAIN HREFTYPE
      COMMENT HREFTYPE is a handle to the implemented interface
      ITypeInfo::GetRefTypeInfo with HREFTYPE and OBTAIN pInterfaceTypeInfo
      COMMENT pInterfaceTypeInfo is a ITypeInfo pointer for interface implemented
      by this CoClass
      CALL pInterfaceTypeInfo::GetDocumentation(MEMBERID_NIL, 1, &BstrName, NULL,
        NULL, NULL)
      PRINT Interface implemented is BstrName
    END FOR
  END IF
END FOR

```

#### 4.8.5 Enumerating All Methods in an Interface

This example pseudocode shows how to enumerate on all the methods declared in an interface. It assumes that the automation client has already obtained the IDispatch pointer from the automation server.

```

INPUT: IDispatch pointer from the automation server

CALL IDispatch::GetTypeInfoCount and OBTAIN pctInfo
COMMENT see Section 3.1.4.1 for information on pctInfo
IF pctInfo = 0 THEN
  PRINT Automation Server does not support type information for this object
ELSE
  CALL IDispatch::GetTypeInfo with correct LocaleID and OBTAIN ITypeInfo pointer
  CALL ITypeInfo::GetDocumentation(MEMBERID_NIL, 1, &BstrName, NULL,
    NULL, NULL)
  PRINT Name of the Interface is BstrName
  CALL ITypeInfo::GetTypeAttr and OBTAIN TYPEATTR pointer

  FOR X = 0 to TYPEATTR::      cFuncs -1
    CALL ITypeInfo::GetFuncDesc with X and OBTAIN FUNCDESC pointer
    CALL ITypeInfo::GetNames with FUNCDESC::memid and appropriate values for
      rgBstrNames, cMaxNames and pcNames
    COMMENT see Section 3.7.4.5 for more information regarding the parameters
      to ITypeInfo::GetNames
    IF pcNames > 0 THEN
      PRINT Name of the method is rgBstrNames[0]
      PRINT Parameters to above method are following
      FOR Y = 1 to pcNames -1
        PRINT rgBstrNames[Y]
      END FOR
    END IF
  END FOR
ENDIF

```

## 4.8.6 Retrieving Type Information

This example shows how to retrieve type information for method parameters or members of a struct, a union, or an enumeration given a TYPEDESC (section 2.2.37) structure. A **TYPEDESC** can be obtained from an ELEMDESC structure, which is a member of VARDESC or FUNCDESC.

```
COMMENT This is a recursive procedure and is called PrintTypeDesc.

INPUT: TYPEDESC pointer and reference to ITypeInfo server in the binding context
OUTPUT: Prints type described by the TYPEDESC

CASE TYPEDESC::vt OF
    VT_PTR:
        CALL PrintTypeDesc with TYPEDESC::lptdesc and ITypeInfo pointer
        PRINT *

    VT_SAFEARRAY:
        PRINT SAFEARRAY OF
        CALL PrintTypeDesc with TYPEDESC::lptdesc and ITypeInfo pointer

    VT_CARRAY:
        CALL PrintTypeDesc with TYPEDESC::lpadesc::tdescElem and ITypeInfo pointer
        COMMENT see Section 2.2.31 for more information on TYPEDESC::lpadesc
        FOR X = 0 to TYPEDESC::lpadesc::cDims -1
            PRINT [
            PRINT TYPEDESC::lpadesc::rgbounds[X].lLbound
            PRINT &
            SET Y to TYPEDESC::lpadesc::rgbounds[X].lLbound +
                TYPEDESC::lpadesc::rgbounds[X].cElements -1

            PRINT Y
            PRINT ]
        END FOR

    VT_USERDEFINED:
        CALL ITypeInfo::GetRefTypeInfo with TYPEDESC::hreftype and OBTAIN
            pCustomTypeInfo which of type ITypeInfo pointer
        CALL pCustomTypeInfo::GetDocumentation(MEMBERID_NIL, 1, &BstrName, NULL,
            NULL, NULL)
        PRINT BstrName

    VT_I2: PRINT short
    VT_I4: PRINT int
    VT_R4: PRINT float
    VT_R8: PRINT double
    VT_CY: PRINT CY
    VT_DATE: PRINT DATE
    VT_BSTR: PRINT BSTR
    VT_DECIMAL: PRINT DECIMAL
    VT_DISPATCH: PRINT IDispatch
    VT_ERROR: PRINT SCODE
    VT_BOOL: PRINT VARIANT_BOOL
    VT_VARIANT: PRINT VARIANT
    VT_UNKNOWN: PRINT IUnknown
    VT_UI1: PRINT BYTE
    VT_I1: PRINT char
    VT_UI2: PRINT unsigned short
    VT_UI4: PRINT unsigned long
    VT_I8: PRINT __int64
    VT_UI8: PRINT unsigned __int64
    VT_INT: PRINT int
    VT_UINT: PRINT unsigned int
    VT_HRESULT: PRINT HRESULT
    VT_VOID: PRINT void
    VT_LPSTR: PRINT char *
    VT_LPWSTR: PRINT wchar *
    OTHERS: PRINT Error

ENDCASE
```

#### 4.8.7 Binding to a Member of a Default Nonsource Interface of an Appobject Coclass

This example shows how to bind to a member of a default nonsource interface of an appobject class.

The sample first tries to bind against the name by using the ITypeComp that corresponds to the automation type library. The sample then uses the ITypeInfo reference thus retrieved, corresponding to the coclass definition, to bind against the name again, retrieving the ITypeInfo server that contains the name in its binding context and the element description (a FUNCDESC or a VARDESC) that corresponds to the name passed in.

```
INPUT:  A reference to an ITypeLib server and the name of the
        member to bind against
OUTPUT: A reference to the ITypeInfo server corresponding to the
        interface containing the member

CALL ITypeLib::GetTypeComp with pTypeLib and OBTAIN ITypeComp
        pointer pTLComp
CALL ITypeComp::Bind with pTLComp and name and OBTAIN ITypeInfo
        pointer pTIAppObj and DESCKIND value dk1

COMMENT If the name was a member of a default nonsource interface
        on an appobject coclass the Bind operation will return
        the coclass ITypeInfo, DESCKIND_IMPLICITAPPOBJ, and a
        VAR_STATIC VARDESC

IF dk1 = DESCKIND_IMPLICITAPPOBJ THEN
    CALL ITypeInfo::GetTypeComp with pTIAppObj
        and OBTAIN ITypeComp pointer pAppObjComp

    COMMENT The Bind operation below will return the default
            interface ITypeInfo, DESCKIND_VARDESC or DESCKIND_FUNCDESC,
            and a corresponding VARDESC or FUNCDESC

    CALL ITypeComp::Bind with pAppObjComp and name
        and OBTAIN ITypeInfo pointer pTIDefItf and DESCKIND value dk2

END IF
```

#### 4.8.8 Binding to a Member of a Partner Interface

This example shows how to bind to a member of a partner dispinterface given a reference to an ITypeInfo server corresponding to a partner dispinterface.

The sample first retrieves the ITypeInfo reference corresponding to the partner interface by using the special value -1 as an argument to ITypeInfo::GetRefTypeOfImplType. Next, the sample uses the ITypeInfo reference to complete a bind operation on the specified member name.

```
INPUT: A reference to an ITypeInfo server, and a name of a member
OUTPUT: A reference to the corresponding partner interface ITypeInfo server and the FUNCDESC
        that describes the named member

COMMENT pass -1 to GetRefTypeOfImplType to retrieve the HREFTYPE
        Corresponding to the partner interface
CALL ITypeInfo::GetRefTypeOfImplType with pTIDispPartner and -1
        and OBTAIN HREFTYPE value hrefItfPartner
```

```
CALL ITypeInfo::GetRefTypeInfo with pTIDispPartner and hrefItfPartner
and OBTAIN ITypeInfo pointer pTIItfPartner

CALL ITypeInfo::GetTypeComp with pTIItfPartner
and OBTAIN ITypeComp pointer pItfPartnerComp

COMMENT The Bind operation below will return the ITypeInfo pointer
corresponding to the interface in the inheritance hierarchy
that defines "name"
CALL ITypeComp::Bind with pItfPartnerComp and name
and OBTAIN ITypeInfo pointer pTIBindRes and FUNCDESC struct fd
```

## **5 Security**

The following sections specify security considerations for implementers of the OLE Automation Protocol.

### **5.1 Security Considerations for Implementer**

There are no security considerations for this protocol.

### **5.2 Index of Security Parameters**

There are no protocol-specific security parameters.

## 6 Appendix A: Full IDL

For ease of implementation, the full IDL is provided where "ms-dcom.idl" is the IDL specified in [MS-DCOM] Appendix A.

```
import "ms-dtyp.idl";
import "ms-dcom.idl";

// Begin: Extra definitions
// Use the next line in any IDL file that imports ms-oadt.idl
// that makes use of SAFEARRAYs.
// It is needed to bypass special assumptions MIDL compiler makes
// about the SAFEARRAY type in windows environment.
// #define SAFEARRAY(type) SAFEARRAY

// basic type aliases
typedef byte BYTE;
typedef LONG SCODE;
typedef IID *REFIID;
typedef GUID *REFGUID;

typedef [string] wchar_t *LPOLESTR;
typedef [string] const wchar_t *LPCOLESTR;
typedef [public] unsigned __int3264 ULONG_PTR, *PULONG_PTR;
typedef void *PVOID, *LPVOID;

// forward declarations
interface IDispatch;
interface ITypeLib;
interface ITypeInfo;
typedef [unique] SAFEARRAY * PSAFEARRAY, *LPSAFEARRAY;
typedef [unique] struct _wireVARIANT * VARIANT;

// End: Extra definitions

typedef enum tagVARENUM
{
    VT_EMPTY           = 0x0000,
    VT_NULL            = 0x0001,
    VT_I2              = 0x0002,
    VT_I4              = 0x0003,
    VT_R4              = 0x0004,
    VT_R8              = 0x0005,
    VT_CY              = 0x0006,
    VT_DATE            = 0x0007,
    VT_BSTR            = 0x0008,
    VT_DISPATCH        = 0x0009,
    VT_ERROR           = 0x000A,
    VT_BOOL            = 0x000B,
    VT_VARIANT         = 0x000C,
    VT_UNKNOWN         = 0x000D,
    VT_DECIMAL         = 0x000E,
    VT_I1              = 0x0010,
    VT_UI1             = 0x0011,
    VT_UI2             = 0x0012,
    VT_UI4             = 0x0013,
    VT_I8              = 0x0014,
    VT_UI8             = 0x0015,
    VT_INT             = 0x0016,
    VT_UINT            = 0x0017,
    VT_VOID            = 0x0018,
    VT_HRESULT         = 0x0019,
    VT_PTR             = 0x001A,
    VT_SAFEARRAY       = 0x001B,
    VT_CARRAY          = 0x001C,
    VT_USERDEFINED     = 0x001D,
```

```

    VT_LPSTR           = 0x001E,
    VT_LPWSTR         = 0x001F,
    VT_RECORD         = 0x0024,
    VT_INT_PTR        = 0x0025,
    VT_UINT_PTR       = 0x0026,
    VT_ARRAY          = 0x2000,
    VT_BYREF          = 0x4000
} VARENUM;

typedef enum tagADVFEATUREFLAGS
{
    FADF_AUTO         = 0x0001,
    FADF_STATIC       = 0x0002,
    FADF_EMBEDDED    = 0x0004,
    FADF_FIXEDSIZE   = 0x0010,
    FADF_RECORD       = 0x0020,
    FADF_HAVEIID     = 0x0040,
    FADF_HAVEVARTYPE = 0x0080,
    FADF_BSTR        = 0x0100,
    FADF_UNKNOWN     = 0x0200,
    FADF_DISPATCH    = 0x0400,
    FADF_VARIANT     = 0x0800
} ADVFEATUREFLAGS;

typedef [v1_enum] enum tagSF_TYPE {
    SF_ERROR         = VT_ERROR,
    SF_I1            = VT_I1,
    SF_I2            = VT_I2,
    SF_I4            = VT_I4,
    SF_I8            = VT_I8,
    SF_BSTR          = VT_BSTR,
    SF_UNKNOWN       = VT_UNKNOWN,
    SF_DISPATCH     = VT_DISPATCH,
    SF_VARIANT       = VT_VARIANT,
    SF_RECORD        = VT_RECORD,
    SF_HAVEIID      = VT_UNKNOWN|0x8000
} SF_TYPE;

typedef [v1_enum] enum tagCALLCONV {
    CC_CDECL         = 1,
    CC_PASCAL        = 2,
    CC_STDCALL       = 4
} CALLCONV;

typedef enum tagFUNCFLAGS {
    FUNCFLAG_FRESTRICED      = 1,
    FUNCFLAG_FSOURCE         = 0x2,
    FUNCFLAG_FBINDABLE       = 0x4,
    FUNCFLAG_FREQUESTEDIT    = 0x8,
    FUNCFLAG_FDISPLAYBIND    = 0x10,
    FUNCFLAG_FDEFAULTBIND    = 0x20,
    FUNCFLAG_FHIDDEN         = 0x40,
    FUNCFLAG_FUSESETLASTERROR = 0x80,
    FUNCFLAG_FDEFAULTCOLLELEM = 0x100,
    FUNCFLAG_FUIDEFAULT      = 0x200,
    FUNCFLAG_FNONBROWSABLE   = 0x400,
    FUNCFLAG_FREPLACEABLE    = 0x800,
    FUNCFLAG_FIMMEDIATEBIND  = 0x1000
} FUNCFLAGS;

typedef [v1_enum] enum tagFUNCKIND {
    FUNC_PUREVIRTUAL = 1,
    FUNC_STATIC      = 3,
    FUNC_DISPATCH    = 4
} FUNCKIND;

typedef enum tagIMPLTYPEFLAGS {
    IMPLTYPEFLAG_FDEFAULT      = 0x1,
    IMPLTYPEFLAG_FSOURCE      = 0x2,
    IMPLTYPEFLAG_FRESTRICED   = 0x4,

```



```

    IMPLTYPEFLAG_FDEFAULTVTABLE = 0x8
} IMPLTYPEFLAGS;

typedef [v1_enum] enum tagINVOKEKIND {
    INVOKE_FUNC           = 0x1,
    INVOKE_PROPERTYGET    = 0x2,
    INVOKE_PROPERTYPUT    = 0x4,
    INVOKE_PROPERTYPUTREF = 0x8
} INVOKEKIND;

typedef enum tagPARAMFLAGS {
    PARAMFLAG_NONE       = 0,
    PARAMFLAG_FIN        = 0x1,
    PARAMFLAG_FOUT       = 0x2,
    PARAMFLAG_FLCID      = 0x4,
    PARAMFLAG_FRETVAL    = 0x8,
    PARAMFLAG_FOFT       = 0x10,
    PARAMFLAG_FHASDEFAULT = 0x20,
    PARAMFLAG_FHASCUSTDATA = 0x40
} PARAMFLAGS;

typedef enum tagTYPEFLAGS {
    TYPEFLAG_FAPPOBJECT   = 0x1,
    TYPEFLAG_FCANCREATE   = 0x2,
    TYPEFLAG_FLICENSED    = 0x4,
    TYPEFLAG_FPREDECLID   = 0x8,
    TYPEFLAG_FHIDDEN     = 0x10,
    TYPEFLAG_FCONTROL     = 0x20,
    TYPEFLAG_FDUAL        = 0x40,
    TYPEFLAG_FNONEXTENSIBLE = 0x80,
    TYPEFLAG_FOLEAUTOMATION = 0x100,
    TYPEFLAG_FREstricted  = 0x200,
    TYPEFLAG_FAGGREGATABLE = 0x400,
    TYPEFLAG_FREPLACEABLE = 0x800,
    TYPEFLAG_FDISPATCHABLE = 0x1000,
    TYPEFLAG_FPROXY       = 0x4000
} TYPEFLAGS;

typedef [v1_enum] enum tagTYPEKIND {
    TKIND_ENUM = 0x0,
    TKIND_RECORD = 0x1,
    TKIND_MODULE = 0x2,
    TKIND_INTERFACE = 0x3,
    TKIND_DISPATCH = 0x4,
    TKIND_COCLASS = 0x5,
    TKIND_ALIAS = 0x6,
    TKIND_UNION = 0x7
} TYPEKIND;

typedef enum tagVARFLAGS {
    VARFLAG_FREADONLY       = 0x1,
    VARFLAG_FSOURCE        = 0x2,
    VARFLAG_FBINDABLE      = 0x4,
    VARFLAG_FREQUESTEDIT   = 0x8,
    VARFLAG_FDISPLAYBIND   = 0x10,
    VARFLAG_FDEFAULTBIND   = 0x20,
    VARFLAG_FHIDDEN        = 0x40,
    VARFLAG_FREstricted    = 0x80,
    VARFLAG_FDEFAULTCOLLELEM = 0x100,
    VARFLAG_FUIDEFAULT     = 0x200,
    VARFLAG_FNONBROWSABLE  = 0x400,
    VARFLAG_FREPLACEABLE   = 0x800,
    VARFLAG_FIMMEDIATEBIND = 0x1000
} VARFLAGS;

typedef [v1_enum] enum tagVARKIND {
    VAR_PERINSTANCE = 0,
    VAR_STATIC = ( VAR_PERINSTANCE + 1 ),
    VAR_CONST = ( VAR_STATIC + 1 ),
    VAR_DISPATCH = ( VAR_CONST + 1 )
}

```

```

} VARKIND;

typedef [v1_enum] enum tagLIBFLAGS {
    LIBFLAG_FREstricted = 0x01,
    LIBFLAG_FCONTROL = 0x02,
    LIBFLAG_FHIDDEN = 0x04,
    LIBFLAG_FHASDISKIMAGE = 0x08
} LIBFLAGS;

typedef [v1_enum] enum tagSYSKIND {
    SYS_WIN32 = 1,
    SYS_WIN64 = 3
} SYSKIND;

typedef [v1_enum] enum tagDESCKIND {
    DESCKIND_NONE = 0,
    DESCKIND_FUNCDESC = 1,
    DESCKIND_VARDESC = 2,
    DESCKIND_TYPECOMP = 3,
    DESCKIND_IMPLICITAPPOBJ = 4
} DESCKIND;

typedef struct _FLAGGED_WORD_BLOB {
    unsigned long cBytes;
    unsigned long clSize;
    [size_is(clSize)] unsigned short asData[];
} FLAGGED_WORD_BLOB;

typedef [unique] FLAGGED_WORD_BLOB* BSTR;

typedef struct tagCY {
    __int64 int64;
} CURRENCY;

typedef double DATE;

typedef struct tagDEC {
    WORD wReserved;
    BYTE scale;
    BYTE sign;
    ULONG Hi32;
    ULONGLONG Lo64;
} DECIMAL;

typedef short VARIANT_BOOL;

#define VARIANT_TRUE ((VARIANT_BOOL)0xffff)
#define VARIANT_FALSE ((VARIANT_BOOL)0)

typedef struct _wireBRECORD {
    ULONG fFlags;
    ULONG clSize;
    MInterfacePointer * pRecInfo;
    [size_is(clSize)] byte* pRecord;
} wireBRECORDStr;

typedef [unique] struct _wireBRECORD* BRECORD;

typedef struct _wireVARIANT {
    DWORD clSize;
    DWORD rpcReserved;
    USHORT vt;
    USHORT wReserved1;
    USHORT wReserved2;
    USHORT wReserved3;
    [switch_type(ULONG), switch_is(vt)] union {
    union {
        [case (VT_I8)]
            LONGLONG llVal;
        [case (VT_I4)]

```

```

    LONG lVal;
[case (VT_UI1)]
    BYTE bVal;
[case (VT_I2)]
    SHORT iVal;
[case (VT_R4)]
    FLOAT fltVal;
[case (VT_R8)]
    DOUBLE dblVal;
[case (VT_BOOL)]
    VARIANT_BOOL boolVal;
[case (VT_ERROR)]
    HRESULT scode;
[case (VT_CY)]
    CURRENCY cyVal;
[case (VT_DATE)]
    DATE date;
[case (VT_BSTR)]
    BSTR bstrVal;
[case (VT_UNKNOWN)]
    IUnknown* punkVal;
[case (VT_DISPATCH)]
    IDispatch* pdispVal;
[case (VT_ARRAY)]
    PSAFEARRAY parray;
[case (VT_RECORD, VT_RECORD|VT_BYREF)]
    BRECORDER brecVal;
[case (VT_UI1|VT_BYREF)]
    BYTE* pbVal;
[case (VT_I2|VT_BYREF)]
    SHORT* piVal;
[case (VT_I4|VT_BYREF)]
    LONG* plVal;
[case (VT_I8|VT_BYREF)]
    LONGLONG* pllVal;
[case (VT_R4|VT_BYREF)]
    FLOAT* pfltVal;
[case (VT_R8|VT_BYREF)]
    DOUBLE* pdblVal;
[case (VT_BOOL|VT_BYREF)]
    VARIANT_BOOL* pboolVal;
[case (VT_ERROR|VT_BYREF)]
    HRESULT* pscode;
[case (VT_CY|VT_BYREF)]
    CURRENCY* pcyVal;
[case (VT_DATE|VT_BYREF)]
    DATE* pdate;
[case (VT_BSTR|VT_BYREF)]
    BSTR* pbstrVal;
[case (VT_UNKNOWN|VT_BYREF)]
    IUnknown** ppunkVal;
[case (VT_DISPATCH|VT_BYREF)]
    IDispatch** ppdispVal;
[case (VT_ARRAY|VT_BYREF)]
    PSAFEARRAY* parray;
[case (VT_VARIANT|VT_BYREF)]
    VARIANT* pvarVal;
[case (VT_I1)]
    CHAR cVal;
[case (VT_UI2)]
    USHORT uiVal;
[case (VT_UI4)]
    ULONG ulVal;
[case (VT_UI8)]
    UONGLONG ullVal;
[case (VT_INT)]
    INT intVal;
[case (VT_UINT)]
    UINT uintVal;
[case (VT_DECIMAL)]

```

```

        DECIMAL decVal;
    [case (VT_I1|VT_BYREF)]
        CHAR* pcVal;
    [case (VT_UI2|VT_BYREF)]
        USHORT* puiVal;
    [case (VT_UI4|VT_BYREF)]
        ULONG* pulVal;
    [case (VT_UI8|VT_BYREF)]
        ULONGLONG* pullVal;
    [case (VT_INT|VT_BYREF)]
        INT* pintVal;
    [case (VT_UINT|VT_BYREF)]
        UINT* puintVal;
    [case (VT_DECIMAL|VT_BYREF)]
        DECIMAL* pdecVal;
    [case (VT_EMPTY)]
        /*; /*nothing*/;*/
    [case (VT_NULL)]
        /*; /*nothing*/;*/
    } _varUnion;
} wireVARIANTStr;

typedef struct tagSAFEARRAYBOUND {
    ULONG cElements;
    LONG llbound;
} SAFEARRAYBOUND,
*LPSAFEARRAYBOUND;

typedef struct _wireSAFEARR_BSTR {
    ULONG Size;
    [size_is(Size), ref] BSTR* aBstr;
} SAFEARR_BSTR;

typedef struct _wireSAFEARR_UNKNOWN {
    ULONG Size;
    [size_is(Size), ref] IUnknown** apUnknown;
} SAFEARR_UNKNOWN;

typedef struct _wireSAFEARR_DISPATCH {
    ULONG Size;
    [size_is(Size), ref] IDispatch** apDispatch;
} SAFEARR_DISPATCH;

typedef struct _wireSAFEARR_VARIANT {
    ULONG Size;
    [size_is(Size), ref] VARIANT* aVariant;
} SAFEARR_VARIANT;

typedef struct _wireSAFEARR_BRECORD {
    ULONG Size;
    [size_is(Size), ref] BRECORD* aRecord;
} SAFEARR_BRECORD;

typedef struct _wireSAFEARR_HAVEIID {
    ULONG Size;
    [size_is(Size), ref] IUnknown** apUnknown;
    IID iid;
} SAFEARR_HAVEIID;

typedef struct _BYTE_SIZEDARR {
    unsigned long clSize;
    [size_is(clSize)] byte* pData;
} BYTE_SIZEDARR;

typedef struct _SHORT_SIZEDARR {
    unsigned long clSize;
    [size_is(clSize)] unsigned short* pData;
} WORD_SIZEDARR;

typedef struct _LONG_SIZEDARR {

```

```

    unsigned long cISize;
    [size_is(cISize)] unsigned long* pData;
} DWORD_SIZEDARR;

typedef struct _HYPER_SIZEDARR {
    unsigned long cISize;
    [size_is(cISize)] hyper* pData;
} HYPER_SIZEDARR;

typedef union _wireSAFEARRAY_UNION
switch(unsigned long sfType) u {
    case SF_BSTR:         SAFEARR_BSTR      BstrStr;
    case SF_UNKNOWN:     SAFEARR_UNKNOWN  UnknownStr;
    case SF_DISPATCH:   SAFEARR_DISPATCH DispatchStr;
    case SF_VARIANT:    SAFEARR_VARIANT  VariantStr;
    case SF_RECORD:     SAFEARR_BRECORD  RecordStr;
    case SF_HAVEIID:    SAFEARR_HAVEIID  HaveIidStr;
    case SF_I1:         BYTE_SIZEDARR    ByteStr;
    case SF_I2:         WORD_SIZEDARR     WordStr;
    case SF_I4:         DWORD_SIZEDARR    LongStr;
    case SF_I8:         HYPER_SIZEDARR    HyperStr;
} SAFEARRAYUNION;

typedef
[unique]
struct _wireSAFEARRAY {
    USHORT cDims;
    USHORT fFeatures;
    ULONG cbElements;
    ULONG cLocks;
    SAFEARRAYUNION uArrayStructs;
    [size_is(cDims)] SAFEARRAYBOUND rgsabound[];
} *SAFEARRAY;

typedef struct tagRecordInfo {
    GUID libraryGuid;
    DWORD verMajor;
    GUID recGuid;
    DWORD verMinor;
    DWORD Lcid;
} RecordInfo;

typedef LONG DISPID;

typedef struct tagDISPPARAMS {
    [size_is(cArgs)] VARIANT* rgvarg;
    [size_is(cNamedArgs)] DISPID* rgdispidNamedArgs;
    UINT cArgs;
    UINT cNamedArgs;
} DISPPARAMS;

typedef struct tagEXCEPINFO {
    WORD wCode;
    WORD wReserved;
    BSTR bstrSource;
    BSTR bstrDescription;
    BSTR bstrHelpFile;
    DWORD dwHelpContext;
    ULONG_PTR pvReserved;
    ULONG_PTR pfnDeferredFillIn;
    HRESULT scode;
} EXCEPINFO;

typedef DISPID MEMBERID;

typedef DWORD HREFTYPE;

typedef struct tagTYPEDESC {
    [switch_type(USHORT), switch_is(vt)] union {
        [case (VT_PTR, VT_SAFEARRAY)] struct tagTYPEDESC * lptdesc;

```

```

        [case(VT_CARRAY)] struct tagARRAYDESC * lpdesc;
        [case(VT_USERDEFINED)] HREFTYPE hreftype;
        [default] ;
    } _tdUnion;
    USHORT vt;
} TYPEDESC;

typedef struct tagARRAYDESC {
    TYPEDESC tdescElem;
    USHORT cDims;
    [size_is(cDims)] SAFEARRAYBOUND rgbounds[];
} ARRAYDESC;

typedef struct tagPARAMDESCEX {
    ULONG cBytes;
    VARIANT varDefaultValue;
} PARAMDESCEX;

typedef struct tagPARAMDESC {
    PARAMDESCEX *pparamdesce;
    USHORT wParamFlags;
} PARAMDESC;

typedef struct tagELEMDESC {
    TYPEDESC tdesc;
    PARAMDESC paramdesc;
} ELEMDESC;

typedef struct tagFUNCDESC {
    MEMBERID memid;
    [size_is(cReserved2)] SCODE * lReserved1;
    [size_is(cParams)] ELEMDESC * lprgelemdescParam;
    FUNCKIND funckind;
    INVOKEKIND invkind;
    CALLCONV callconv;
    SHORT cParams;
    SHORT cParamsOpt;
    SHORT oVft;
    SHORT cReserved2;
    ELEMDESC elemdescFunc;
    WORD wFuncFlags;
} FUNCDESC, *LPFUNCDESC;

typedef struct tagVARDESC {
    MEMBERID memid;
    LPOLESTR lpstrReserved;
    [switch_type(VARKIND), switch_is(varkind)] union {
        [case(VAR_PERINSTANCE, VAR_DISPATCH, VAR_STATIC)] ULONG oInst;
        [case(VAR_CONST)] VARIANT * lpvarValue;
    } _vdUnion;
    ELEMDESC elemdescVar;
    WORD wVarFlags;
    VARKIND varkind;
} VARDESC, *LPVARDESC;

typedef struct tagTYPEATTR {
    GUID guid;
    LCID lcid;
    DWORD dwReserved1;
    DWORD dwReserved2;
    DWORD dwReserved3;
    LPOLESTR lpstrReserved4;
    ULONG cbSizeInstance;
    TYPEKIND typekind;
    WORD cFuncs;
    WORD cVars;
    WORD cImplTypes;
    WORD cbSizeVft;
    WORD cbAlignment;
    WORD wTypeFlags;
}

```

```

    WORD wMajorVerNum;
    WORD wMinorVerNum;
    TYPEDESC tdescAlias;
    DWORD dwReserved5;
    WORD wReserved6;
} TYPEATTR, *LPTYPEATTR;

typedef struct tagTLIBATTR {
    GUID guid;
    LCID lcid;
    SYSKIND syskind;
    unsigned short wMajorVerNum;
    unsigned short wMinorVerNum;
    unsigned short wLibFlags;
} TLIBATTR, *LPTLIBATTR;

typedef struct tagCUSTDATAITEM {
    GUID guid;
    VARIANT varValue;
} CUSTDATAITEM;

typedef struct tagCUSTDATA {
    DWORD cCustData;
    [size_is(cCustData)] CUSTDATAITEM * prgCustData;
} CUSTDATA;

[
    object,
    uuid(00020400-0000-0000-C000-000000000046),
    pointer_default(unique)
]
interface IDispatch : IUnknown
{
    typedef [unique] IDispatch * LPDISPATCH;

    HRESULT GetTypeInfoCount(
        [out] UINT * pctinfo
    );

    HRESULT GetTypeInfo(
        [in] UINT iTInfo,
        [in] LCID lcid,
        [out] ITypeInfo ** ppTInfo
    );

    HRESULT GetIDsOfNames(
        [in] REFIID riid,
        [in, size_is(cNames)] LPOLESTR * rgpszNames,
        [in, range(0, 16384)] UINT cNames,
        [in] LCID lcid,
        [out, size_is(cNames)] DISPID * rgDispId
    );

    HRESULT Invoke(
        [in] DISPID dispIdMember,
        [in] REFIID riid,
        [in] LCID lcid,
        [in] DWORD dwFlags,
        [in] DISPPARAMS * pDispParams,
        [out] VARIANT * pVarResult,
        [out] EXCEPINFO * pExcepInfo,
        [out] UINT * pArgErr,
        [in] UINT cVarRef,
        [in, size_is(cVarRef)] UINT * rgVarRefIdx,
        [in, out, size_is(cVarRef)] VARIANT * rgVarRef
    );

    const DWORD DISPATCH_METHOD           = 0x00000001;
    const DWORD DISPATCH_PROPERTYGET     = 0x00000002;
    const DWORD DISPATCH_PROPERTYPUT     = 0x00000004;

```

```

const DWORD DISPATCH_PROPERTYPUTREF = 0x00000008;
const DWORD DISPATCH_zeroVarResult = 0x00020000;
const DWORD DISPATCH_zeroExcepInfo = 0x00040000;
const DWORD DISPATCH_zeroArgErr = 0x00080000;

const DISPID DISPID_VALUE = 0;
const DISPID DISPID_UNKNOWN = -1;
const DISPID DISPID_PROPERTYPUT = -3;
const DISPID DISPID_NEWENUM = -4;
}

[
    object,
    uuid(00020404-0000-0000-C000-000000000046),
    pointer_default(unique)
]
interface IEnumVARIANT : IUnknown
{
    HRESULT Next(
        [in] ULONG celt,
        [out, size_is(celt), length_is(*pCeltFetched)]
            VARIANT * rgVar,
        [out] ULONG * pCeltFetched
    );

    HRESULT Skip(
        [in] ULONG celt
    );

    HRESULT Reset();

    HRESULT Clone(
        [out] IEnumVARIANT ** ppEnum
    );
}

[
    object,
    uuid(00020403-0000-0000-C000-000000000046),
    pointer_default(unique)
]
interface ITypeComp : IUnknown
{
    HRESULT Bind(
        [in] LPOLESTR szName,
        [in] ULONG lHashVal,
        [in] WORD wFlags,
        [out] ITypeInfo ** ppTypeInfo,
        [out] DESCIND * pDescKind,
        [out] LPFUNCDESC * ppFuncDesc,
        [out] LPVARDESC * ppVarDesc,
        [out] ITypeComp ** ppTypeComp,
        [out] DWORD * pReserved
    );

    HRESULT BindType(
        [in] LPOLESTR szName,
        [in] ULONG lHashVal,
        [out] ITypeInfo ** ppTypeInfo
    );
}

[
    object,
    uuid(00020401-0000-0000-C000-000000000046),
    pointer_default(unique)
]
interface ITypeInfo : IUnknown
{

```



```

HRESULT GetTypeAttr(
    [out] LPTYPEATTR * ppTypeAttr,
    [out] DWORD * pReserved
);

HRESULT GetTypeComp(
    [out] ITypeComp ** ppTComp
);

HRESULT GetFuncDesc(
    [in] UINT index,
    [out] LPFUNCDESC * ppFuncDesc,
    [out] DWORD * pReserved
);

HRESULT GetVarDesc(
    [in] UINT index,
    [out] LPVARDESC * ppVarDesc,
    [out] DWORD * pReserved
);

HRESULT GetNames(
    [in] MEMBERID memid,
    [out, size_is(cMaxNames), length_is(*pcNames)]
    BSTR * rgBstrNames,
    [in] UINT cMaxNames,
    [out] UINT * pcNames
);

HRESULT GetRefTypeOfImplType(
    [in] UINT index,
    [out] HREFTYPE * pRefType
);

HRESULT GetImplTypeFlags(
    [in] UINT index,
    [out] INT * pImplTypeFlags
);

HRESULT Opnum10NotUsedOnWire(
    void
);

HRESULT Opnum11NotUsedOnWire(
    void
);

HRESULT GetDocumentation(
    [in] MEMBERID memid,
    [in] DWORD refPtrFlags,
    [out] BSTR * pBstrName,
    [out] BSTR * pBstrDocString,
    [out] DWORD * pdwHelpContext,
    [out] BSTR * pBstrHelpFile
);

HRESULT GetDllEntry(
    [in] MEMBERID memid,
    [in] INVOKEKIND invKind,
    [in] DWORD refPtrFlags,
    [out] BSTR * pBstrDllName,
    [out] BSTR * pBstrName,
    [out] WORD * pwOrdinal
);

HRESULT GetRefTypeInfo(
    [in] HREFTYPE hRefType,
    [out] ITypeInfo ** ppTInfo
);

```

```

HRESULT Opnum15NotUsedOnWire(
    void
);

HRESULT CreateInstance(
    [in] REFIID riid,
    [out, iid_is(riid)] IUnknown ** ppvObj
);

HRESULT GetMops(
    [in] MEMBERID memid,
    [out] BSTR * pBstrMops
);

HRESULT GetContainingTypeLib(
    [out] ITypeLib ** ppTLib,
    [out] UINT * pIndex
);

HRESULT Opnum19NotUsedOnWire(
    void
);

HRESULT Opnum20NotUsedOnWire(
    void
);

HRESULT Opnum21NotUsedOnWire(
    void
);
}

[
    object,
    uuid(00020412-0000-0000-C000-000000000046),
    pointer_default(unique)
]
interface ITypeInfo2 : ITypeInfo
{
    HRESULT GetTypeKind(
        [out] TYPEKIND * pTypeKind
    );

    HRESULT GetTypeFlags(
        [out] ULONG * pTypeFlags
    );

    HRESULT GetFuncIndexOfMemId(
        [in] MEMBERID memid,
        [in] INVOKEKIND invKind,
        [out] UINT * pFuncIndex
    );

    HRESULT GetVarIndexOfMemId(
        [in] MEMBERID memid,
        [out] UINT * pVarIndex
    );

    HRESULT GetCustData(
        [in] REFGUID guid,
        [out] VARIANT * pVarVal
    );

    HRESULT GetFuncCustData(
        [in] UINT index,
        [in] REFGUID guid,
        [out] VARIANT * pVarVal
    );

    HRESULT GetParamCustData(

```

```

        [in] UINT indexFunc,
        [in] UINT indexParam,
        [in] REFGUID guid,
        [out] VARIANT * pVarVal
    );

    HRESULT GetVarCustData(
        [in] UINT index,
        [in] REFGUID guid,
        [out] VARIANT * pVarVal
    );

    HRESULT GetImplTypeCustData(
        [in] UINT index,
        [in] REFGUID guid,
        [out] VARIANT * pVarVal
    );

    HRESULT GetDocumentation2(
        [in] MEMBERID memid,
        [in] LCID lcid,
        [in] DWORD refPtrFlags,
        [out] BSTR *pbstrHelpString,
        [out] DWORD *pdwHelpStringContext,
        [out] BSTR *pbstrHelpStringDll
    );

    HRESULT GetAllCustData(
        [out] CUSTDATA * pCustData
    );

    HRESULT GetAllFuncCustData(
        [in] UINT index,
        [out] CUSTDATA * pCustData
    );

    HRESULT GetAllParamCustData(
        [in] UINT indexFunc,
        [in] UINT indexParam,
        [out] CUSTDATA * pCustData
    );

    HRESULT GetAllVarCustData(
        [in] UINT index,
        [out] CUSTDATA * pCustData
    );

    HRESULT GetAllImplTypeCustData(
        [in] UINT index,
        [out] CUSTDATA * pCustData
    );
}

[
    object,
    uuid(00020402-0000-0000-C000-000000000046),
    pointer_default(unique)
]
interface ITypeLib : IUnknown
{
    HRESULT GetTypeInfoCount(
        [out] UINT * pcTypeInfo
    );

    HRESULT GetTypeInfo(
        [in] UINT index,
        [out] ITypeInfo ** ppTypeInfo
    );

    HRESULT GetTypeInfoType(

```

```

        [in]  UINT index,
        [out] TYPEKIND * pTKind
    );

HRESULT GetTypeInfoOfGuid(
    [in]  REFGUID guid,
    [out] ITypeInfo ** ppTypeInfo
);

HRESULT GetLibAttr(
    [out] LPTLIBATTR * ppLibAttr,
    [out] DWORD * pReserved
);

HRESULT GetTypeComp(
    [out] ITypeComp ** ppTComp
);

HRESULT GetDocumentation(
    [in]  INT index,
    [in]  DWORD refPtrFlags,
    [out] BSTR * pBstrName,
    [out] BSTR * pBstrDocString,
    [out] DWORD * pdwHelpContext,
    [out] BSTR * pBstrHelpFile
);

HRESULT IsName(
    [in] LPOLESTR szNameBuf,
    [in] ULONG lHashVal,
    [out] BOOL * pfName,
    [out] BSTR * pBstrNameInLibrary
);

HRESULT FindName(
    [in] LPOLESTR szNameBuf,
    [in] ULONG lHashVal,
    [out, size_is(*pcFound), length_is(*pcFound)] ITypeInfo **ppTypeInfo,
    [out, size_is(*pcFound), length_is(*pcFound)] MEMBERID * rgMemId,
    [in, out] USHORT * pcFound,
    [out] BSTR * pBstrNameInLibrary
);

HRESULT Opnum12NotUsedOnWire(
    void
);
}

[
    object,
    uuid(00020411-0000-0000-C000-000000000046),
    pointer_default(unique)
]
interface ITypeLib2 : ITypeLib
{
    HRESULT GetCustData(
        [in] REFGUID guid,
        [out] VARIANT * pVarVal
    );

    HRESULT GetLibStatistics(
        [out] ULONG * pcUniqueNames,
        [out] ULONG * pcchUniqueNames
    );

    HRESULT GetDocumentation2(
        [in]  INT index,
        [in]  LCID lcid,
        [in]  DWORD refPtrFlags,
        [out] BSTR *pbstrHelpString,

```

```
        [out] DWORD *pdwHelpStringContext,  
        [out] BSTR *pbstrHelpStringDll  
    );  
  
    HRESULT GetAllCustData(  
        [out] CUSTDATA * pCustData  
    );  
}
```

## 7 Appendix B: Product Behavior

The information in this specification is applicable to the following Microsoft products or supplemental software. References to product versions include released service packs.

~~Note: Some of the information in this section is subject to change because it applies to a preliminary product version, and thus may differ from the final version of the software when released. All behavior notes that pertain to the preliminary product version contain specific references to it as an aid to the reader.~~

- Windows NT operating system
- Windows 2000 operating system
- Windows XP operating system
- Windows Server 2003 operating system
- Windows Vista operating system
- Windows Server 2008 operating system
- Windows 7 operating system
- Windows Server 2008 R2 operating system
- Windows 8 operating system
- Windows Server 2012 operating system
- Windows 8.1 operating system
- Windows Server 2012 R2 operating system
- Windows 10 operating system
- Windows Server 2016 ~~Technical Preview~~ operating system

Exceptions, if any, are noted below. If a service pack or Quick Fix Engineering (QFE) number appears with the product version, behavior changed in that service pack or QFE. The new behavior also applies to subsequent service packs of the product unless otherwise specified. If a product edition appears with the product version, behavior is different in that product edition.

Unless otherwise specified, any statement of optional behavior in this specification that is prescribed using the terms SHOULD or SHOULD NOT implies product behavior in accordance with the SHOULD or SHOULD NOT prescription. Unless otherwise specified, the term MAY implies that the product does not follow the prescription.

<1> Section 1.8: Windows uses only Windows Errors Codes, as specified in [MS-ERREF].

<2> Section 2.2.15: For type libraries that are generated by means of the **Microsoft Interface Definition Language (MIDL)**, a parameter that has the [custom] attribute does not specify PARAMFLAG\_FHASCUSTDATA. For type libraries that are generated by means of *MkTypLib*, a parameter that has the [custom] attribute always specifies PARAMFLAG\_FHASCUSTDATA.

<3> Section 2.2.16: The TYPEFLAG\_FDISPATCHABLE flag value is computed based on the presence of IDispatch. It is never set directly.

<4> Section 2.2.20: Type libraries generated by means of Microsoft Interface Definition Language (MIDL) always specify LIBFLAG\_FHASKDISKIMAGE.

- <5> Section 2.2.28.2.1: Windows uses IID\_IRecordInfo as the IID of a local-only interface.
- <6> Section 2.2.29.1: wReserved1 is not set to 0 by Windows automation clients.
- <7> Section 2.2.29.1: wReserved2 is not set to 0 by Windows automation clients.
- <8> Section 2.2.29.1: wReserved3 is not set to 0 by Windows automation clients.
- <9> Section 2.2.29.2: Windows uses these data type names when defining the local Windows **VARIANT** data types, and another set of data types whose names are prefixed by "\_wire", such as **\_wireVARIANT**, to define the wire formats for these data types. Because the local Windows data types are not used on the network, the protocol specification uses the original data type names such as "VARIANT" when specifying wire format data type definitions for VARIANT data types".
- <10> Section 2.2.30.10: Windows uses these data type names when defining the local Windows **SAFEARRAY** data types, and another set of data types whose names are prefixed by "\_wire", such as **\_wireSAFEARRAY**, to define the wire formats for these data types. Because the local Windows data types are not used on the network, the protocol specification uses the original data type names such as "SAFEARRAY" when specifying wire format data type definitions for SAFEARRAY data types.
- <11> Section 2.2.30.10: The low word of **cLocks** represents the number of times the SAFEARRAY was "locked" using the SafeArrayAccessData API. For more information, see [MSDN-SafeArrayAccessData].
- <12> Section 2.2.30.10: The consistency checks are enforced in Windows XP operating system Service Pack 2 (SP2), Windows Server 2003 operating system with Service Pack 1 (SP1), Windows Vista, Windows Server 2008 R2 operating system, Windows 8, Windows Server 2012, Windows 8.1, [Windows Server 2012 R2](#), [Windows 10](#), and Windows Server [2012-R2-2016](#). If any of the consistency checks fails, the protocol implementation raises an RPC\_X\_BAD\_STUB\_DATA exception.
- <13> Section 2.2.31: On Windows platforms, the type library that defines the UDT **must be** registered on both the client and the server.
- <14> Section 2.2.34: The **wCode** field is always set to 0.
- <15> Section 2.2.34: The **bstrSource** field is set to a textual, human-readable name of the source of the exception, typically the application name of the server.
- <16> Section 2.2.34: The Windows implementation of the protocol uses any value passed to it by higher-layer software.
- <17> Section 2.2.34: bstrHelpFile **may** be set to the fully qualified path name of a Help file with more information about the error.
- <18> Section 2.2.34: dwHelpContext **may** be set to a help context ID. For more information, see [MSDN-WinHelp].
- <19> Section 2.2.34: pfnDeferredFillIn **may** be non-NULL when the automation server implementing IDispatch sets it to a non-NULL value. This function is meant to defer the need to fill in the rest of the structure until the client actually requests it. This value is bound to the server process address space. When the client and the server are not hosted in the same process, this value **must be** ignored.
- <20> Section 2.2.39: The value, in bytes, of **cBytes** is the in-memory size of the PARAMDESCEX structure.
- <21> Section 2.2.42: If a MIDL-generated type library has an [Icid] parameter following the [optional] parameters, cParamsOpt is set to 0. To count the optional parameters specified by the method, iterate through the members of the lprgelemdescParam array and evaluate the paramdesc.wParamFlags bit flags of each element. Each optional parameter must have the PARAMFLAG\_FOPT bit flag set.

<22> Section 2.2.43: For a per-instance field, **\_vdUnion** specifies the offset of the field in memory relative to the starting address of the structure, or 0 if the VARDESC describes a member of a union.

<23> Section 2.2.44: The sizes of data-only types in Windows are specified in [MSDN]. The size of a structure is specified in [MSDN].

<24> Section 2.2.44: The sizes of data-only types in Windows are specified in [MSDN]. The size of a structure is specified in [MSDN].

<25> Section 2.2.44: The sizes of data-only types in Windows are specified in [MSDN]. The size of a structure is specified in [MSDN].

<26> Section 2.2.44: The sizes of data-only types in Windows are specified in [MSDN]. The size of a structure is specified in [MSDN].

<27> Section 2.2.44: Windows does not use the value of the cbAlignment field. Windows sets this value to the required byte alignment for an instance of the type, as in the following table.

Value	Meaning
0	Specifies alignment with a 64-KB boundary.
1	Specifies byte alignment.
2	Specifies word alignment.
4	Specifies dword alignment.

<28> Section 2.2.49: There are two Windows compilers that process IDL specifications that contain automation definitions: mktypelib.exe and midl.exe. Mktypelib.exe has been deprecated ~~and should, so do not be used~~ use it. Mktypelib accepts only a subset of the following specified syntax and keywords, while midl.exe accepts all of them. The OLE Automation Protocol supports the entire range.

<29> Section 2.2.49.1.2: Connectable servers implement the following interfaces: IConnectionPointContainer, IConnectionPoint, IEnumConnectionPoints, and IEnumConnections as described in [MSDN-COM].

<30> Section 2.2.49.1.3: Clients implement IPropertyNotifySink::OnChanged to handle calls from bindable server properties that are compiled with the [bindable] attribute and IPropertyNotifySink::OnRequestEdit to handle calls from properties that are declared with the [requestededit] attribute. Both methods identify each property by its DISPID. The proposed replacement value is not available to IPropertyNotifySink::OnRequestEdit; so its use is limited to determining whether the existing value can be changed. The value cannot be used for data validation.

<31> Section 2.2.49.2: The value of the **[helpcontext]** attribute specifies a 32-bit context identifier that is used to associate the library, type, or type member with a topic in the Help file.

<32> Section 2.2.49.2: The value of the **[helpfile]** attribute specifies the fully qualified name of the Help file that is used by all types in the type library.

<33> Section 2.2.49.2: The value of the **[helpstring]** attribute provides a description of the element to which it is applied.

<34> Section 2.2.49.2: The value of the **[helpstringcontext]** attribute specifies a 32-bit identifier that is used to associate the library, type, or type member with a string resource in the DLL specified by the [helpstringdll] attribute.

<35> Section 2.2.49.2: The value of the **[helpstringdll]** attribute specifies the fully qualified name of a dynamic link library that contains localized Help resources.



<36> Section 2.2.49.2: Windows uses the **[restricted]** attribute to indicate that an interface or dispinterface ~~should not~~cannot be available to macro languages. For libraries and modules, it is a visibility attribute with the same meaning as the **[hidden]** attribute: do not display to users.

<37> Section 2.2.49.3: There are two Windows compilers that process IDL specifications that contain automation definitions: mktyplib.exe and midl.exe. Mktyplib.exe has been deprecated ~~and should, so~~do not be useduse it anymore. Mktyplib accepts only a subset of the types specified earlier in this section, while midl.exe accepts all of them. The OLE Automation Protocol supports the entire range.

<38> Section 2.2.49.3: Windows uses the **[restricted]** attribute to indicate that an interface or dispinterface ~~should not~~cannot be available to macro languages. For libraries and modules, it is a visibility attribute with the same meaning as the **[hidden]** attribute: do not display to users.

<39> Section 2.2.49.4: Windows uses the [proxy] attribute to specify that the code for marshaling the interface data is external to the type library.

<40> Section 2.2.49.5.1: Windows uses the **[defaultcollelem]** attribute to enable Visual Basic-specific optimizations, some of which treat the property as the default collection of the coclass that contains it. In cases where the application of the attribute is inconsistent (such as coclasses with multiple **[defaultcollelem]** assignments or an assignment to a property that returns objects that are not enumerable), some or all of the optimizations are not performed, and the attribute is ignored.

<41> Section 2.2.49.5.1: MIDL does not enforce a restriction on the number of properties with the **[defaultcollelem]** attribute, but some Visual Basic-specific optimizations are not applied if a type has more than one property.

<42> Section 2.2.49.5.1: Windows type libraries do not use the **replaceable** attribute.

<43> Section 2.2.49.5.2: Windows uses the [immediatebind] attribute to distinguish between controls such as check boxes (in which the bound data source is updated every time the control state changes), and list boxes (in which the bound data source is updated only when the control is saved or loses focus).

<44> Section 2.2.49.8: Windows type browsers distinguish between COM components that explicitly support a windowed user interface and components that do not. Non-visual type browsers do not display components with the **control** attribute to users.

<45> Section 2.2.49.8: By default, Windows type browsers do not display elements with the **hidden** attribute to users.

<46> Section 2.2.49.8: Coclasses defined with the [licensed] attribute can be instantiated using only the IClassFactory2 interface.

<47> Section 2.2.49.8: Coclasses defined with the [noncreatable] attribute cannot be instantiated using IClassFactory::CreateInstance, CoCreateInstance, or OleCreate.

<48> Section 2.2.49.9: The FUNCFLAG\_FUSESGETLASTERROR bit flag indicates that the method was declared with the **[usesgetlasterror]** attribute and supports the **GetLastError** method (see [MSDN-ErrorHandling]). The **GetLastError** method is local-only and this flag has no effect on the wire.

<49> Section 2.2.49.9: The cdecl, stdcall, and pascal calling conventions are specified in [MSDN-CALLCONV].

<50> Section 2.2.49.10: The string specified in an importlib statement specifies the fully qualified name of a compiled type library (\*.tlb) file.

<51> Section 2.2.51: Windows uses the hash value to quickly reject names that do not correspond to any entities defined in the automation type library.

<52> Section 2.2.51: If the hash value is zero, Windows computes a new hash value before evaluating the name.

<53> Section 3.1.1: Windows automation servers can generate the mappings on the fly according to the requirements of the application.

<54> Section 3.1.4.3: The range restriction is not present for Windows NT, Windows 2000, Windows XP, or Windows Server 2003.

<55> Section 3.1.4.3: The default implementation of Automation performs this mapping; however, any automation server can override this behavior by providing its own implementation for `IDispatch::GetIDsOfNames`.

<56> Section 3.1.4.4.3: Windows automation clients use the value specified in the *defaultvalue* parameter.

<57> Section 3.1.4.4.4: The default Automation implementation does attempt to convert the actual arguments to the formal parameters' type, as declared in the IDL of the method or property. If no such conversion exists, the default Automation implementation returns `DISP_E_TYEMISMATCH`. However, any automation server can choose to implement `IDispatch::Invoke` and exhibit different behavior

<58> Section 3.7.1.1: The implementation-specific documentation values correspond to the values declared with the `[helpstring]`, `[helpcontext]`, and `[helpfile]` attributes. If the server also implements `ITypeInfo2`, the documentation values include the values declared with the `[helpstringcontext]` and `[helpstringdll]` attributes.

<59> Section 3.7.4.8: If the library, type, or type member was declared without the `[helpstring]` attribute and the Type information server implements `ITypeInfo2`, the `GetDocumentation` method attempts to return the localized value specified by the *pBstrHelpString* parameter of `ITypeInfo2::GetDocumentation2`, using an LCID of 0.

<60> Section 3.9.4.10: *pBstrHelpString* is set to the value of the string resource that is contained in the DLL specified by *pBstrHelpStringDll* and that is associated with the resource handle specified by *pdwHelpStringContext* and *LocaleID* specified by *lcid*, or is set to NULL if no such resource exists.

<61> Section 3.11.4.7: If the library or type was declared without the `[helpstring]` attribute and the Type library server implements `ITypeLib2`, the `GetDocumentation` method attempts to return the localized value specified by the *pBstrHelpString* parameter of `ITypeLib2::GetDocumentation2`, using an LCID of 0.

<62> Section 3.11.4.9: Matching members of the binding member table of a reference dispinterface that are defined outside the automation scope are included in the *ppTInfo* and *rgMemId* arrays if the automation scope includes at least two named non-parameter elements whose names match *szNameBuf*.

<63> Section 3.13.4.3: *pBstrHelpString* is set to the value of the string resource contained in the DLL specified by *pBstrHelpStringDll* and associated with the resource handle specified by *pdwHelpStringContext* and *LocaleID* specified by *lcid*, or NULL if no such resource exists.

## 8 Appendix C: Full ABNF

```
start-rule =
    *( interface / import / export / oa-scope / oa-dispinterface )

; Automation scope
oa-scope = oa-library-header LWSP "{" oa-library-body "}" LWSP [";"]
oa-library-header =
    "[" LWSP library-attributes LWSP "]" LWSP kw-library LWSP
    Identifier
oa-library-body = *oa-library-declarator

library-attributes =
    library-attribute *( "," LWSP library-attribute LWSP )
library-attribute = uuid-attr /
    version-attr /
    lcid-attr /
    help-attr /
    custom-attr /
    kw-control /
    kw-hidden /
    kw-restricted

uuid-attr = kw-uuid LWSP "(" LWSP uuid-rep LWSP ")"

version-attr =
    kw-version LWSP "(" LWSP 1*DIGIT *( "." 1*DIGIT ) LWSP ")"

lcid-attr = kw-lcid LWSP "(" LWSP integer-const-exp LWSP ")"

help-attr = helpcontext-attr /
    helpfile-attr /
    helpstring-attr /
    helpstringcontext-attr /
    helpstringdll-attr
helpcontext-attr =
    kw-helpcontext LWSP "(" LWSP integer-const-exp LWSP ")"
helpfile-attr = kw-helpfile LWSP "(" LWSP string LWSP ")"
helpstring-attr = kw-helpstring LWSP "(" LWSP string LWSP ")"
helpstringcontext-attr =
    kw-helpstringcontext LWSP "(" LWSP integer-const-exp LWSP ")"
helpstringdll-attr = kw-helpstringdll LWSP "(" LWSP string LWSP ")"

custom-attr =
    kw-custom LWSP "(" uuid-rep LWSP "," LWSP const-exp LWSP ")"

oa-library-declarator = interface /
    import /
    export /
    oa-importlib /
    oa-module /
    oa-dispinterface /
    oa-coclass

type-attribute = rpcidl-defined /
    uuid-attr /
    help-attr /
    custom-attr /
    kw-public /
    kw-restricted

; Automation Compatible Types
oa-type-spec = oa-base-type-spec /
    oa-safearray-type-spec /
    oa-ptr-type-spec /
    Identifier

oa-base-type-spec = oa-base-nondecimal-type-spec / kw-Decimal
```

```

oa-base-nondecimal-type-spec = kw-boolean /
    [kw-unsigned] LWSP kw-char /
    [kw-unsigned] LWSP kw-short /
    [kw-unsigned] LWSP kw-int /
    [kw-unsigned] LWSP kw-long /
    kw-double /
    kw-float /
    kw-BSTR /
    kw-CURRENCY /
    kw-DATE /
    kw-SCODE

oa-safearray-type-spec =
    kw-SAFEARRAY "(" oa-base-nondecimal-type-spec ")" /
    kw-SAFEARRAY "(" oa-ptr-type-spec ")" /
    kw-SAFEARRAY "(" Identifier ")"

oa-ptr-type-spec = oa-base-nondecimal-type-spec "*" /
    oa-safearray-type-spec "*" /
    Identifier "*"

; Automation Interfaces
interface-attribute = rpcidl-defined /
    attr-oleautomation /
    attr-dual /
    kw-nonextensible /
    kw-proxy /
    custom-attr

attr-oleautomation = kw-oleautomation
attr-dual = kw-dual

oa-dispinterface =
    oa-dispitf-header LWSP "{" LWSP oa-dispitf-body LWSP "}"
oa-dispitf-header = "[" interface-attributes "]"
    LWSP kw-dispinterface LWSP Identifier
oa-dispitf-body = oa-itf-ref / oa-odl-body
oa-itf-ref = kw-interface LWSP Identifier LWSP ";"

; Automation Members
operation-attribute = rpcidl-defined /
    kw-id LWSP "(" LWSP integer-const-exp LWSP ")" /
    kw-propget /
    kw-propput /
    kw-propputref /
    kw-vararg /
    kw-defaultcollelem /
    kw-nonbrowsable /
    kw-replaceable /
    kw-restricted /
    kw-uidefault /
    kw-hidden /
    oa-bindable-attr /
    readonly-attr /
    help-attr /
    custom-attr

oa-bindable-attr = kw-bindable /
    kw-immediatebind /
    kw-defaultbind /
    kw-displaybind /
    kw-requestedit

oa-odl-body =
    kw-properties LWSP ":" LWSP *oa-odl-prop LWSP
    kw-methods LWSP ":" LWSP *oa-odl-method
oa-odl-prop =
    *( operation-attributes ) LWSP oa-type-spec LWSP
    Identifier LWSP ";"

```

```

oa-odl-method = op-declarator
readonly-attr = kw-readonly

; Automation Parameters
param-attribute = rpcidl-defined /
    kw-defaultvalue LWSP "(" LWSP const-exp LWSP ")" /
    kw-optional /
    kw-licid /
    kw-retval /
    custom-attr

oa-coclass = "[" LWSP oa-coclass-attrs LWSP "]" LWSP
    kw-coclass LWSP Identifier
    LWSP "{" LWSP oa-coclass-body LWSP "}"

oa-coclass-attrs = oa-coclass-attr *( LWSP "," LWSP
    oa-coclass-attr )
oa-coclass-attr = uuid-attr /
    help-attr /
    version-attr /
    custom-attr /
    kw-aggregatable /
    kw-appobject /
    kw-control /
    kw-hidden /
    kw-licensed /
    kw-noncreatable /
    kw-predeclid

oa-coclass-body = *( oa-coclass-itf-decl )
oa-coclass-itf-decl = [ "[" LWSP oa-cid-attrs LWSP "]" LWSP ]
    ( kw-interface / kw-dispinterface ) LWSP Identifier LWSP ";"
oa-cid-attrs = oa-cid-attr *( LWSP "," LWSP oa-cid-attr )
oa-cid-attr = kw-source /
    kw-default /
    kw-defaultvtable /
    kw-restricted

oa-module = [ "[" LWSP oa-module-attrs LWSP "]" LWSP ]
    kw-module LWSP Identifier LWSP
    "{" oa-module-body "}"

oa-module-attrs = oa-module-attr *( LWSP "," LWSP oa-module-attr )
oa-module-attr = uuid-attr /
    version-attr /
    help-attr /
    kw-dllname LWSP "(" LWSP string LWSP ")" /
    kw-hidden

oa-module-body = *( oa-const-stmt / oa-mmethod-stmt )
oa-const-stmt = [ "[" LWSP *( help-attr ) LWSP "]" LWSP ]
    ( kw-const / kw-static ) LWSP
    oa-base-type-spec LWSP Identifier LWSP
    "=" LWSP const-exp LWSP ";"

oa-mmethod-stmt = [ "[" LWSP oa-mmethod-attrs LWSP "]" LWSP ]
    oa-type-spec LWSP [ oa-mmethod-cc LWSP ]
    Identifier LWSP param-declarators LWSP ";"
oa-mmethod-attrs = oa-mmethod-attr *( LWSP "," LWSP oa-mmethod-attr )
oa-mmethod-attr =
    kw-entry LWSP "(" LWSP oa-entry-id LWSP ")" /
    kw-propget /
    kw-propput /
    kw-propputref /
    kw-usesgetlasterror /
    kw-vararg /
    help-attr

oa-entry-id = string / integer-const-exp
oa-mmethod-cc = kw-cdecl /

```

```

kw-stdcall /
kw-pascal

oa-importlib = kw-importlib LWS " (" LWS string LWS ") " LWS ";"

; Automation keywords: case sensitive
kw-aggregatable = %d97.103.103.114.101.103.97.116.97.98.108.101
kw-appobject = %d97.112.112.111.98.106.101.99.116
kw-bindable = %d98.105.110.100.97.98.108.101
kw-boolean = %d98.111.111.108.101.97.110
kw-BSTR = %d66.83.84.82
kw-cdecl = %d99.100.101.99.108
kw-char = %d99.104.97.114
kw-coclass = %d99.111.99.108.97.115.115
kw-const = %d99.111.110.115.116
kw-control = %d99.111.110.116.114.111.108
kw-CURRENCY = %d67.85.82.82.69.78.67.89
kw-custom = %d99.117.115.116.111.109
kw-DATE = %d68.65.84.69
kw-Decimal = %d68.101.99.105.109.97.108
kw-default = %d100.101.102.97.117.108.116
kw-defaultbind = %d100.101.102.97.117.108.116.98.105.110.100
kw-defaultcollelem =
    %d100.101.102.97.117.108.116.99.111.108.108.101.108.101.109
kw-defaultvalue =
    %d100.101.102.97.117.108.116.118.97.108.117.101
kw-defaultvtable =
    %d100.101.102.97.117.108.116.118.116.97.98.108.101
kw-dispinterface =
    %d100.105.115.112.105.110.116.101.114.102.97.99.101
kw-displaybind =
    %d100.105.115.112.108.97.121.98.105.110.100
kw-dllname = %d100.108.108.110.97.109.101
kw-double = %d100.111.117.98.108.101
kw-dual = %d100.117.97.108
kw-entry = %d101.110.116.114.121
kw-float = %d102.108.111.97.116
kw-helpcontext = %d104.101.108.112.99.111.110.116.101.120.116
kw-helpfile = %d104.101.108.112.102.105.108.101
kw-helpstring = %d104.101.108.112.115.116.114.105.110.103
kw-helpstringcontext =
    %d104.101.108.112.115.116.114.105.110.103.99.111.110.116.101.120.116
kw-helpstringdll =
    %d104.101.108.112.115.116.114.105.110.103.100.108.108
kw-hidden = %d104.105.100.100.101.110
kw-id = %d105.100
kw-immediatebind =
    %d105.109.109.101.100.105.97.116.101.98.105.110.100
kw-importlib = %d105.109.112.111.114.116.108.105.98
kw-int = %d105.110.116
kw-interface = %d105.110.116.101.114.102.97.99.101
kw-lcid = %d108.99.105.100
kw-library = %d108.105.98.114.97.114.121
kw-licensed = %d108.105.99.101.110.115.101.100
kw-long = %d108.111.110.103
kw-methods = %d109.101.116.104.111.100.115
kw-module = %d109.111.100.117.108.101
kw-nonbrowsable = %d110.111.110.98.114.111.119.115.97.98.108.101
kw-noncreatable = %d110.111.110.99.114.101.97.116.97.98.108.101
kw-nonextensible =
    %d110.111.110.101.120.116.101.110.115.105.98.108.101
kw-oleautomation =
    %d111.108.101.97.117.116.111.109.97.116.105.111.110
kw-optional = %d111.112.116.105.111.110.97.108
kw-pascal = %d112.97.115.99.97.108
kw-predeclid = %d112.114.101.100.101.99.108.105.100
kw-properties = %d112.114.111.112.101.114.116.105.101.115
kw-propget = %d112.114.111.112.103.101.116
kw-propput = %d112.114.111.112.112.117.116
kw-propputref = %d112.114.111.112.112.117.116.114.101.102

```

```

kw-proxy = %d112.114.111.120.121
kw-public = %d112.117.98.108.105.99
kw-readonly = %d114.101.97.100.111.110.108.121
kw-replaceable = %d114.101.112.108.97.99.101.97.98.108.101
kw-requestedit = %d114.101.113.117.101.115.116.101.100.105.116
kw-restricted = %d114.101.115.116.114.105.99.116.101.100
kw-retval = %d114.101.116.118.97.108
kw-SAFEARRAY = %d83.65.70.69.65.82.82.65.89
kw-SCODE = %d83.67.79.68.69
kw-short = %d115.104.111.114.116
kw-source = %d115.111.117.114.99.101
kw-static = %d115.116.97.116.105.99
kw-stdcall = %d115.116.100.99.97.108.108
kw-uidefault = %d117.105.100.101.102.97.117.108.116
kw-unsigned = %d117.110.115.105.103.110.101.100
kw-uuid = %d117.117.105.100
kw-usesgetlasterror =
    %d117.115.101.115.103.101.116.108.97.115.116.101.114.114.111.114
kw-vararg = %d118.97.114.97.114.103
kw-version = %d118.101.114.115.105.111.110

```

```

; Rules defined in the [C706] IDL specification

```

```

uuid-rep = rpcidl-defined
string = rpcidl-defined
const-exp = rpcidl-defined
integer-const-exp = rpcidl-defined
operation-attributes = rpcidl-defined
op-declarator = rpcidl-defined
interface-attributes = rpcidl-defined
interface = rpcidl-defined
import = rpcidl-defined
export = rpcidl-defined
param-declarators = rpcidl-defined
Identifier = rpcidl-defined

```

```

rpcidl-defined = "already defined"

```

```

;Tokens

```

```

; The ABNF Core rules
ALPHA = %x41-5A / %x61-7A ; A-Z / a-z
BIT = "0" / "1"
CHAR = %x01-7F
    ; any 7-bit US-ASCII character,
    ; excluding NUL
CR = %x0D
    ; carriage return
CRLF = CR LF
    ; Internet standard newline
CTL = %x00-1F / %x7F
    ; controls
DIGIT = %x30-39
    ; 0-9
DQUOTE = %x22
    ; " (Double Quote)
HEXDIG = DIGIT / "A" / "B" / "C" / "D" / "E" / "F"
HTAB = %x09
    ; horizontal tab
LF = %x0A
    ; linefeed
LWSP = *(WSP / CRLF WSP)
    ; linear white space (past newline)
OCTET = %x00-FF
    ; 8 bits of data
SP = %x20
VCHAR = %x21-7E
    ; visible (printing) characters
WSP = SP / HTAB
    ; white space

```





## 9 Change Tracking

No table of changes is available. The document is either new or has had no changes since its last release.

## 10 Index

### A

- ABNF 179
- Abstract data model
  - automation client 94
  - automation server 87
  - client (section 3.2.1 94, section 3.4.1 98, section 3.6.1 104, section 3.8.1 118, section 3.10.1 130, section 3.12.1 139, section 3.14.1 143)
  - IEnumVARIANT client 98
  - IEnumVARIANT server 95
  - ITypeComp client 104
  - ITypeComp server 99
  - ITypeInfo client 118
  - ITypeInfo server
    - common Automation type description elements 105
    - overview 104
    - TYPEKIND-dependent Automation type description elements 106
  - ITypeInfo2 client 130
  - ITypeInfo2 server 119
  - ITypeLib client 139
  - ITypeLib server 131
  - ITypeLib2 client 143
  - ITypeLib2 server 140
  - server (section 3.1.1 87, section 3.3.1 95, section 3.5.1 99, section 3.7.1 104, section 3.9.1 119, section 3.11.1 131, section 3.13.1 140)
- ADVFEATUREFLAGS enumeration 27
- Aggregatable servers 62
- AIDL interfaces 71
- AIDL-ODL equivalence examples
  - method 144
  - property 144
- Aidl-odl method equivalence example 144
- Aidl-odl property equivalence example 144
- Applicability 17
- Argument coercion - IDispatch::Invoke 93
- Argument-parameter mapping - IDispatch::Invoke 93
- ARRAYDESC structure 52
- Automation
  - hash values 75
  - interfaces 67
  - members 68
  - parameters 70
  - scope 63
- Automation client
  - abstract data model 94
  - initialization 94
  - local events 95
  - message processing 94
  - sequencing rules 94
  - timer events 95
  - timers 94
- automation interface 87
- Automation server
  - abstract data model 87
  - initialization 87
  - local events 94
  - message processing 88
  - overview 87
  - sequencing rules 88
  - timer events 93
  - timers 87
- Automation type description binding context 102

- Automation type description elements
  - common 105
  - TYPEKIND-dependent 106
- Automation type library binding context 101
- Automation-compatible
  - interfaces 67
  - types 65

## B

- Bind method 100
- Bindable properties 69
- Bindable servers 62
- Binding context - ITypeComp::Bind
  - Automation type description 102
  - Automation type library 101
  - overview 101
- BindType method 103
- BNF 179
- Bound elements - types returned with - ITypeComp::Bind
  - ITypeInfo members 103
  - ITypeLib members 102
  - overview 102
- BRECORD 39
- BSTR 36
- Byref 147
- BYTE\_SIZEDARR structure 45

## C

- CALLCONV enumeration 28
- Calling a method with byref and optional arguments example 147
- Calling method example 147
- Capability negotiation 17
- Change tracking 185
- Client
  - abstract data model (section 3.2.1 94, section 3.4.1 98, section 3.6.1 104, section 3.8.1 118, section 3.10.1 130, section 3.12.1 139, section 3.14.1 143)
  - ienumvariant interface 98
  - initialization (section 3.2.3 94, section 3.4.3 98, section 3.6.3 104, section 3.8.3 118, section 3.10.3 130, section 3.12.3 139, section 3.14.3 143)
  - local events (section 3.2.6 95, section 3.4.6 99, section 3.6.6 104, section 3.8.6 118, section 3.10.6 130, section 3.12.6 140, section 3.14.6 143)
  - message processing (section 3.6.4 104, section 3.8.4 118, section 3.10.4 130, section 3.12.4 139, section 3.14.4 143)
  - overview 98
  - sequencing rules (section 3.6.4 104, section 3.8.4 118, section 3.10.4 130, section 3.12.4 139, section 3.14.4 143)
  - timer events (section 3.2.5 95, section 3.4.5 99, section 3.6.5 104, section 3.8.5 118, section 3.10.5 130, section 3.12.5 139, section 3.14.5 143)
  - timers (section 3.2.2 94, section 3.4.2 98, section 3.6.2 104, section 3.8.2 118, section 3.10.2 130, section 3.12.2 139, section 3.14.2 143)
- Client - automation
  - abstract data model 94
  - initialization 94
  - local events 95
  - message processing 94
  - sequencing rules 94
  - timer events 95
  - timers 94
- Client - IEnumVARIANT
  - abstract data model 98
  - initialization 98
  - local events 99
  - message processing 98

- overview 98
- sequencing rules 98
- timer events 99
- timers 98
- Client - ITypeComp
  - abstract data model 104
  - initialization 104
  - local events 104
  - message processing 104
  - sequencing rules 104
  - timer events 104
  - timers 104
- Client - ITypeInfo
  - abstract data model 118
  - initialization 118
  - local events 118
  - message processing 118
  - sequencing rules 118
  - timer events 118
  - timers 118
- Client - ITypeInfo2
  - abstract data model 130
  - initialization 130
  - local events 130
  - message processing 130
  - sequencing rules 130
  - timer events 130
  - timers 130
- Client - ITypeLib
  - abstract data model 139
  - initialization 139
  - local events 140
  - message processing 139
  - sequencing rules 139
  - timer events 139
  - timers 139
- Client - ITypeLib2
  - abstract data model 143
  - initialization 143
  - local events 143
  - message processing 143
  - sequencing rules 143
  - timer events 143
  - timers 143
- Clone method 97
- CLSID\_RecordInfo 17
- Coclass specifications 72
- COM server categories 62
- Common data types 19
- ComputeHash method 76
- ComputeHashDBCS method 77
- Connectable servers 62
- Consistency checks - IDispatch::Invoke 92
- CreateInstance method 116
- CURRENCY structure 37
- CUSTDATA structure 58
- CUSTDATAITEM structure 58

## D

- Data model - abstract
  - automation client 94
  - automation server 87
  - client (section 3.2.1 94, section 3.4.1 98, section 3.6.1 104, section 3.8.1 118, section 3.10.1 130, section 3.12.1 139, section 3.14.1 143)

- IEnumVARIANT client 98
- IEnumVARIANT server 95
- ITypeComp client 104
- ITypeComp server 99
- ITypeInfo client 118
- ITypeInfo server
  - common Automation type description elements 105
  - overview 104
  - TYPEKIND-dependent Automation type description elements 106
- ITypeInfo2 client 130
- ITypeInfo2 server 119
- ITypeLib client 139
- ITypeLib server 131
- ITypeLib2 client 143
- ITypeLib2 server 140
- server (section 3.1.1 87, section 3.3.1 95, section 3.5.1 99, section 3.7.1 104, section 3.9.1 119, section 3.11.1 131, section 3.13.1 140)
- Data types
  - common - overview 19
  - overview 19
  - user-defined 39
- DBCS substitution tables 84
- DECIMAL structure 38
- Default value - IDispatch::Invoke 93
- DESKIND enumeration 35
- DISPID 49
- DISPID\_NEWENUM 49
- DISPID\_PROPERTYPUT 49
- DISPID\_UNKNOWN 49
- DISPID\_VALUE 49
- Dispinterface interfaces 68
- Dispinterfaces automation members 70
- DISPPARAMS structure 50
- Dual interfaces 67
- DWORD\_SIZEDARR structure 45

## E

- ELEMDESC structure 53
- Equivalence
  - method 72
  - property 72
- Events
  - local - client (section 3.2.6 95, section 3.4.6 99, section 3.6.6 104, section 3.8.6 118, section 3.10.6 130, section 3.12.6 140, section 3.14.6 143)
  - local - server (section 3.1.6 94, section 3.3.6 98, section 3.5.6 104, section 3.7.6 118, section 3.9.6 130, section 3.11.6 139, section 3.13.6 143)
  - timer - client (section 3.2.5 95, section 3.4.5 99, section 3.6.5 104, section 3.8.5 118, section 3.10.5 130, section 3.12.5 139, section 3.14.5 143)
  - timer - server (section 3.1.5 93, section 3.3.5 98, section 3.5.5 104, section 3.7.5 117, section 3.9.5 130, section 3.11.5 139, section 3.13.5 143)
- Examples
  - aidl-odl method equivalence 144
  - aidl-odl property equivalence 144
  - calling a method with byref and optional arguments 147
  - calling method - Byref 147
  - calling method - optional arguments 147
  - getting property value 145
  - getting the value of a property 145
  - IEnumVARIANT Clone() 151
  - ienumvariant example 148
  - IEnumVARIANT Next() 149
  - IEnumVARIANT overview 148
  - IEnumVARIANT Reset() 151
  - IEnumVARIANT Skip() 150

- invoke argument parameter mapping 144
- overview 144
- reading type information 152
- setting property value 146
- setting the value of a property 146

EXCEPINFO structure 50

## F

- Fields - vendor-extensible 17
- FindName method 138
- FLAGGED\_WORD\_BLOB structure 36
- Full ABNF 179
- Full BNF 179
- Full IDL 159
- FUNCDESC structure 53
- FUNCFLAGS enumeration 28
- FUNCKIND enumeration 29

## G

- GetAllCustData method (section 3.9.4.11 127, section 3.13.4.4 142)
- GetAllFuncCustData method 127
- GetAllImplTypeCustData method 129
- GetAllParamCustData method 128
- GetAllVarCustData method 128
- GetContainingTypeLib method 117
- GetCustData method (section 3.9.4.5 123, section 3.13.4.1 141)
- GetDllEntry method 114
- GetDocumentation method (section 3.7.4.8 113, section 3.11.4.7 136)
- GetDocumentation2 method (section 3.9.4.10 126, section 3.13.4.3 142)
- GetFuncCustData method 123
- GetFuncDesc method 109
- GetFuncIndexOfMemId method 121
- GetIDsOfNames method 89
- GetImplTypeCustData method 125
- GetImplTypeFlags method 113
- GetLibAttr method 135
- GetLibStatistics method 141
- GetMops method 117
- GetNames method 111
- GetParamCustData method 124
- GetRefTypeInfo method 116
- GetRefTypeOfImplType method 112
- Getting the value of a property example 145
- GetTypeAttr method 109
- GetTypeComp method (section 3.7.4.2 109, section 3.11.4.6 136)
- GetTypeFlags method 121
- GetTypeInfo method (section 3.1.4.2 88, section 3.11.4.2 133)
- GetTypeInfoCount method (section 3.1.4.1 88, section 3.11.4.1 133)
- GetTypeInfoOfGuid method 135
- GetTypeInfoType method 134
- GetTypeKind method 121
- GetVarCustData method 124
- GetVarDesc method 110
- GetVarIndexOfMemId method 122
- Globalization 75
- Glossary 10

## H

- HYPERSIZEDARR structure 46

## I

- IDispatch::GetIDsOfNames (Opnum 5) method 89
- IDispatch::GetTypeInfo (Opnum 4) method 88
- IDispatch::GetTypeInfoCount (Opnum 3) method 88
- IDispatch::Invoke (Opnum 6) method 90
- IDL 159
- IDL Automation scope 63
- IDL syntax extensions 59
- IEnumVARIANT client
  - abstract data model 98
  - initialization 98
  - local events 99
  - message processing 98
  - overview 98
  - sequencing rules 98
  - timer events 99
  - timers 98
- IEnumVARIANT example - overview 148
- Ienumvariant example example 148
- ienumvariant interface (section 3.3 95, section 3.4 98)
- IEnumVARIANT server
  - abstract data model 95
  - initialization 95
  - local events 98
  - message processing 95
  - overview 95
  - sequencing rules 95
  - timer events 98
  - timers 95
- IID\_IDispatch 17
- IID\_IEnumVARIANT 17
- IID\_IRecordInfo 17
- IID\_ITypeComp 17
- IID\_ITypeInfo 17
- IID\_ITypeInfo2 17
- IID\_ITypeLib 17
- IID\_ITypeLib2 17
- IID\_IUnknown 17
- IID\_NULL 17
- Implementer - security considerations 158
- IMPLTYPEFLAGS enumeration 29
- Index of security parameters 158
- Informative references 13
- Initialization
  - automation client 94
  - automation server 87
  - client (section 3.2.3 94, section 3.4.3 98, section 3.6.3 104, section 3.8.3 118, section 3.10.3 130, section 3.12.3 139, section 3.14.3 143)
  - IEnumVARIANT client 98
  - IEnumVARIANT server 95
  - ITypeComp client 104
  - ITypeComp server 99
  - ITypeInfo client 118
  - ITypeInfo server 107
  - ITypeInfo2 client 130
  - ITypeInfo2 server 119
  - ITypeLib client 139
  - ITypeLib server 132
  - ITypeLib2 client 143
  - ITypeLib2 server 140
  - server (section 3.1.3 87, section 3.3.3 95, section 3.5.3 99, section 3.7.3 107, section 3.9.3 119, section 3.11.3 132, section 3.13.3 140)
- Interfaces - client
  - ienumvariant 98
- Interfaces - server
  - automation 87

- ienumvariant 95
- itypecomp 99
- itypeinfo 104
- itypeinfo2 119
- itypelib 130
- itypelib2 140
- interfaces automation members 68
- Introduction 10
- Invoke argument parameter mapping example 144
- Invoke method 90
- INVOKEKIND enumeration 30
- IsName method 137
- ITypeComp client
  - abstract data model 104
  - initialization 104
  - local events 104
  - message processing 104
  - sequencing rules 104
  - timer events 104
  - timers 104
- itypecomp interface 99
- ITypeComp server
  - abstract data model 99
  - initialization 99
  - local events 104
  - message processing 99
  - overview 99
  - sequencing rules 99
  - timer events 104
  - timers 99
- ITypeComp::Bind (Opnum 3) method 100
- ITypeComp::BindType (Opnum 4) method 103
- ITypeInfo client
  - abstract data model 118
  - initialization 118
  - local events 118
  - message processing 118
  - sequencing rules 118
  - timer events 118
  - timers 118
- itypeinfo interface 104
- ITypeInfo members - types returned with 103
- ITypeInfo server
  - abstract data model
    - common Automation type description elements 105
    - overview 104
    - TYPEKIND-dependent Automation type description elements 106
  - initialization 107
  - local events 118
  - message processing 107
  - overview 104
  - sequencing rules 107
  - timer events 117
  - timers 107
- ITypeInfo::CreateInstance (Opnum 16) method 116
- ITypeInfo::GetContainingTypeLib (Opnum 18) method 117
- ITypeInfo::GetDllEntry (Opnum 13) method 114
- ITypeInfo::GetDocumentation (Opnum 12) method 113
- ITypeInfo::GetFuncDesc (Opnum 5) method 109
- ITypeInfo::GetImplTypeFlags (Opnum 9) method 113
- ITypeInfo::GetMops (Opnum 17) method 117
- ITypeInfo::GetNames (Opnum 7) method 111
- ITypeInfo::GetRefTypeInfo (Opnum 14) method 116
- ITypeInfo::GetRefTypeOfImplType (Opnum 8) method 112
- ITypeInfo::GetTypeAttr (Opnum 3) method 109



- TypeInfo::GetTypeComp (Opnum 4) method 109
- TypeInfo::GetVarDesc (Opnum 6) method 110
- TypeInfo2 client
  - abstract data model 130
  - initialization 130
  - local events 130
  - message processing 130
  - sequencing rules 130
  - timer events 130
  - timers 130
- itypeinfo2 interface 119
- TypeInfo2 server
  - abstract data model 119
  - initialization 119
  - local events 130
  - message processing 119
  - overview 119
  - sequencing rules 119
  - timer events 130
  - timers 119
- TypeInfo2::GetAllCustData (Opnum 32) method 127
- TypeInfo2::GetAllFuncCustData (Opnum 33) method 127
- TypeInfo2::GetAllImplTypeCustData (Opnum 36) method 129
- TypeInfo2::GetAllParamCustData (Opnum 34) method 128
- TypeInfo2::GetAllVarCustData (Opnum 35) method 128
- TypeInfo2::GetCustData (Opnum 26) method 123
- TypeInfo2::GetDocumentation2 (Opnum 31) method 126
- TypeInfo2::GetFuncCustData (Opnum 27) method 123
- TypeInfo2::GetFuncIndexOfMemId (Opnum 24) method 121
- TypeInfo2::GetImplTypeCustData (Opnum 30) method 125
- TypeInfo2::GetParamCustData (Opnum 28) method 124
- TypeInfo2::GetTypeFlags (Opnum 23) method 121
- TypeInfo2::GetTypeKind (Opnum 22) method 121
- TypeInfo2::GetVarCustData (Opnum 29) method 124
- TypeInfo2::GetVarIndexOfMemId (Opnum 25) method 122
- TypeInfoLib client
  - abstract data model 139
  - initialization 139
  - local events 140
  - message processing 139
  - sequencing rules 139
  - timer events 139
  - timers 139
- itypelib interface 130
- TypeInfoLib members - types returned with 102
- TypeInfoLib server
  - abstract data model 131
  - initialization 132
  - local events 139
  - message processing 132
  - overview 130
  - sequencing rules 132
  - timer events 139
  - timers 132
- TypeInfoLib::FindName (Opnum 11) method 138
- TypeInfoLib::GetDocumentation (Opnum 9) method 136
- TypeInfoLib::GetLibAttr (Opnum 7) method 135
- TypeInfoLib::GetTypeComp (Opnum 8) method 136
- TypeInfoLib::GetTypeInfo (Opnum 4) method 133
- TypeInfoLib::GetTypeInfoCount (Opnum 3) method 133
- TypeInfoLib::GetTypeInfoOfGuid (Opnum 6) method 135
- TypeInfoLib::GetTypeInfoType (Opnum 5) method 134
- TypeInfoLib::IsName (Opnum 10) method 137
- TypeInfoLib2 client
  - abstract data model 143

- initialization 143
- local events 143
- message processing 143
- sequencing rules 143
- timer events 143
- timers 143
- itypelib2 interface 140
- ITypeLib2 server
  - abstract data model 140
  - initialization 140
  - local events 143
  - message processing 140
  - sequencing rules 140
  - timer events 143
  - timers 140
- ITypeLib2::GetAllCustData (Opnum 16) method 142
- ITypeLib2::GetCustData (Opnum 13) method 141
- ITypeLib2::GetDocumentation2 (Opnum 15) method 142
- ITypeLib2::GetLibStatistics (Opnum 14) method 141

## L

- LIBFLAGS enumeration 35
- Local events
  - automation client 95
  - automation server 94
  - client (section 3.2.6 95, section 3.4.6 99, section 3.6.6 104, section 3.8.6 118, section 3.10.6 130, section 3.12.6 140, section 3.14.6 143)
  - IEnumVARIANT client 99
  - IEnumVARIANT server 98
  - ITypeComp client 104
  - ITypeComp server 104
  - ITypeInfo client 118
  - ITypeInfo server 118
  - ITypeInfo2 client 130
  - ITypeInfo2 server 130
  - ITypeLib client 140
  - ITypeLib server 139
  - ITypeLib2 client 143
  - ITypeLib2 server 143
  - server (section 3.1.6 94, section 3.3.6 98, section 3.5.6 104, section 3.7.6 118, section 3.9.6 130, section 3.11.6 139, section 3.13.6 143)
- Locale names 80
- LPFUNCDESC 53
- LPSAFEARRAYBOUND 42
- LPTLIBATTR 57
- LPTYPEATTR 55
- LPVARDESC 54

## M

- MapDBChar method 79
- MEMBERID\_DEFAULTINST 51
- MEMBERID\_NIL 51
- Message processing
  - automation client 94
  - automation server 88
  - client (section 3.6.4 104, section 3.8.4 118, section 3.10.4 130, section 3.12.4 139, section 3.14.4 143)
  - IEnumVARIANT client 98
  - IEnumVARIANT server 95
  - ITypeComp client 104
  - ITypeComp server 99
  - ITypeInfo client 118
  - ITypeInfo server 107
  - ITypeInfo2 client 130

- ITypeInfo2 server 119
- ITypeLib client 139
- ITypeLib server 132
- ITypeLib2 client 143
- ITypeLib2 server 140
- server (section 3.1.4 88, section 3.5.4 99, section 3.7.4 107, section 3.9.4 119, section 3.11.4 132, section 3.13.4 140)
- Messages
  - common data types 19
  - data types
    - common 19
    - user-defined 39
  - overview 19
  - transport 19
- Method calling example 147
- Method equivalence 72
- Methods
  - IDispatch::GetIDsOfNames (Opnum 5) 89
  - IDispatch::GetTypeInfo (Opnum 4) 88
  - IDispatch::GetTypeInfoCount (Opnum 3) 88
  - IDispatch::Invoke (Opnum 6) 90
  - ITypeComp::Bind (Opnum 3) 100
  - ITypeComp::BindType (Opnum 4) 103
  - ITypeInfo::CreateInstance (Opnum 16) 116
  - ITypeInfo::GetContainingTypeLib (Opnum 18) 117
  - ITypeInfo::GetDllEntry (Opnum 13) 114
  - ITypeInfo::GetDocumentation (Opnum 12) 113
  - ITypeInfo::GetFuncDesc (Opnum 5) 109
  - ITypeInfo::GetImplTypeFlags (Opnum 9) 113
  - ITypeInfo::GetMops (Opnum 17) 117
  - ITypeInfo::GetNames (Opnum 7) 111
  - ITypeInfo::GetRefTypeInfo (Opnum 14) 116
  - ITypeInfo::GetRefTypeOfImplType (Opnum 8) 112
  - ITypeInfo::GetTypeAttr (Opnum 3) 109
  - ITypeInfo::GetTypeComp (Opnum 4) 109
  - ITypeInfo::GetVarDesc (Opnum 6) 110
  - ITypeInfo2::GetAllCustData (Opnum 32) 127
  - ITypeInfo2::GetAllFuncCustData (Opnum 33) 127
  - ITypeInfo2::GetAllImplTypeCustData (Opnum 36) 129
  - ITypeInfo2::GetAllParamCustData (Opnum 34) 128
  - ITypeInfo2::GetAllVarCustData (Opnum 35) 128
  - ITypeInfo2::GetCustData (Opnum 26) 123
  - ITypeInfo2::GetDocumentation2 (Opnum 31) 126
  - ITypeInfo2::GetFuncCustData (Opnum 27) 123
  - ITypeInfo2::GetFuncIndexOfMemId (Opnum 24) 121
  - ITypeInfo2::GetImplTypeCustData (Opnum 30) 125
  - ITypeInfo2::GetParamCustData (Opnum 28) 124
  - ITypeInfo2::GetTypeFlags (Opnum 23) 121
  - ITypeInfo2::GetTypeKind (Opnum 22) 121
  - ITypeInfo2::GetVarCustData (Opnum 29) 124
  - ITypeInfo2::GetVarIndexOfMemId (Opnum 25) 122
  - ITypeLib::FindName (Opnum 11) 138
  - ITypeLib::GetDocumentation (Opnum 9) 136
  - ITypeLib::GetLibAttr (Opnum 7) 135
  - ITypeLib::GetTypeComp (Opnum 8) 136
  - ITypeLib::GetTypeInfo (Opnum 4) 133
  - ITypeLib::GetTypeInfoCount (Opnum 3) 133
  - ITypeLib::GetTypeInfoOfGuid (Opnum 6) 135
  - ITypeLib::GetTypeInfoType (Opnum 5) 134
  - ITypeLib::IsName (Opnum 10) 137
  - ITypeLib2::GetAllCustData (Opnum 16) 142
  - ITypeLib2::GetCustData (Opnum 13) 141
  - ITypeLib2::GetDocumentation2 (Opnum 15) 142
  - ITypeLib2::GetLibStatistics (Opnum 14) 141
- Module specifications 74

## **N**

Next method 96  
Normative references 13

## **O**

ODL dispinterfaces 71  
Optional arguments - IDispatch::Invoke 93  
Overview 14  
Overview (synopsis) 14

## **P**

PARAMDESC structure 53  
PARAMDESCEX structure 53  
Parameters - security index 158  
PARAMFLAGS enumeration 31  
Preconditions 17  
Prerequisites 17  
Primary lookup tables 80  
Product behavior 174  
Property equivalence 72  
Property value example  
    getting 145  
    setting 146  
Protocol Details 87  
    overview 87

## **R**

Reading type information example 152  
Reading type information examples  
    binding to a member of a default nonsource interface of an appobject coclass 156  
    binding to a member of a partner interface 156  
    enumerating all methods in an interface 154  
    enumerating all nonsource interfaces in a coclass 153  
    enumerating on all enumerations in a typelibrary 153  
    enumerating on all types in a typelibrary 153  
    getting ITypeLib implementations from automation server 152  
    overview 152  
    retrieving type information 155  
RecordInfo structure 48  
References 13  
    informative 13  
    normative 13  
Referencing external types 74  
Relationship to other protocols 17  
Reset method 97

## **S**

SAFEARR\_BRECORD structure 44  
SAFEARR\_BSTR structure 43  
SAFEARR\_DISPATCH structure 43  
SAFEARR\_HAVEIID structure 44  
SAFEARR\_UNKNOWN structure 43  
SAFEARR\_VARIANT structure 44  
SAFEARRAY 42  
SAFEARRAY structure 46  
SAFEARRAYBOUND structure 42  
Scalar-sized arrays 45  
Security

- implementer considerations 158
- overview 158
- parameter index 158
- Sequencing rules
  - automation client 94
  - automation server 88
  - client (section 3.6.4 104, section 3.8.4 118, section 3.10.4 130, section 3.12.4 139, section 3.14.4 143)
  - IEnumVARIANT client 98
  - IEnumVARIANT server 95
  - ITypeComp client 104
  - ITypeComp server 99
  - ITypeInfo client 118
  - ITypeInfo server 107
  - ITypeInfo2 client 130
  - ITypeInfo2 server 119
  - ITypeLib client 139
  - ITypeLib server 132
  - ITypeLib2 client 143
  - ITypeLib2 server 140
  - server (section 3.1.4 88, section 3.5.4 99, section 3.7.4 107, section 3.9.4 119, section 3.11.4 132, section 3.13.4 140)
- Server
  - abstract data model (section 3.1.1 87, section 3.3.1 95, section 3.5.1 99, section 3.7.1 104, section 3.9.1 119, section 3.11.1 131, section 3.13.1 140)
  - automation interface 87
  - IDispatch::GetIDsOfNames (Opnum 5) method 89
  - IDispatch::GetTypeInfo (Opnum 4) method 88
  - IDispatch::GetTypeInfoCount (Opnum 3) method 88
  - IDispatch::Invoke (Opnum 6) method 90
  - ienumvariant interface 95
  - initialization (section 3.1.3 87, section 3.3.3 95, section 3.5.3 99, section 3.7.3 107, section 3.9.3 119, section 3.11.3 132, section 3.13.3 140)
  - itypecomp interface 99
  - ITypeComp::Bind (Opnum 3) method 100
  - ITypeComp::BindType (Opnum 4) method 103
  - itypeinfo interface 104
  - ITypeInfo::CreateInstance (Opnum 16) method 116
  - ITypeInfo::GetContainingTypeLib (Opnum 18) method 117
  - ITypeInfo::GetDllEntry (Opnum 13) method 114
  - ITypeInfo::GetDocumentation (Opnum 12) method 113
  - ITypeInfo::GetFuncDesc (Opnum 5) method 109
  - ITypeInfo::GetImplTypeFlags (Opnum 9) method 113
  - ITypeInfo::GetMops (Opnum 17) method 117
  - ITypeInfo::GetNames (Opnum 7) method 111
  - ITypeInfo::GetRefTypeInfo (Opnum 14) method 116
  - ITypeInfo::GetRefTypeOfImplType (Opnum 8) method 112
  - ITypeInfo::GetTypeAttr (Opnum 3) method 109
  - ITypeInfo::GetTypeComp (Opnum 4) method 109
  - ITypeInfo::GetVarDesc (Opnum 6) method 110
  - itypeinfo2 interface 119
  - ITypeInfo2::GetAllCustData (Opnum 32) method 127
  - ITypeInfo2::GetAllFuncCustData (Opnum 33) method 127
  - ITypeInfo2::GetAllImplTypeCustData (Opnum 36) method 129
  - ITypeInfo2::GetAllParamCustData (Opnum 34) method 128
  - ITypeInfo2::GetAllVarCustData (Opnum 35) method 128
  - ITypeInfo2::GetCustData (Opnum 26) method 123
  - ITypeInfo2::GetDocumentation2 (Opnum 31) method 126
  - ITypeInfo2::GetFuncCustData (Opnum 27) method 123
  - ITypeInfo2::GetFuncIndexOfMemId (Opnum 24) method 121
  - ITypeInfo2::GetImplTypeCustData (Opnum 30) method 125
  - ITypeInfo2::GetParamCustData (Opnum 28) method 124
  - ITypeInfo2::GetTypeFlags (Opnum 23) method 121
  - ITypeInfo2::GetTypeKind (Opnum 22) method 121
  - ITypeInfo2::GetVarCustData (Opnum 29) method 124
  - ITypeInfo2::GetVarIndexOfMemId (Opnum 25) method 122

- itypelib interface 130
- ITypeLib::FindName (Opnum 11) method 138
- ITypeLib::GetDocumentation (Opnum 9) method 136
- ITypeLib::GetLibAttr (Opnum 7) method 135
- ITypeLib::GetTypeComp (Opnum 8) method 136
- ITypeLib::GetTypeInfo (Opnum 4) method 133
- ITypeLib::GetTypeInfoCount (Opnum 3) method 133
- ITypeLib::GetTypeInfoOfGuid (Opnum 6) method 135
- ITypeLib::GetTypeInfoType (Opnum 5) method 134
- ITypeLib::IsName (Opnum 10) method 137
- itypelib2 interface 140
- ITypeLib2::GetAllCustData (Opnum 16) method 142
- ITypeLib2::GetCustData (Opnum 13) method 141
- ITypeLib2::GetDocumentation2 (Opnum 15) method 142
- ITypeLib2::GetLibStatistics (Opnum 14) method 141
- local events (section 3.1.6 94, section 3.3.6 98, section 3.5.6 104, section 3.7.6 118, section 3.9.6 130, section 3.11.6 139, section 3.13.6 143)
- message processing (section 3.1.4 88, section 3.5.4 99, section 3.7.4 107, section 3.9.4 119, section 3.11.4 132, section 3.13.4 140)
- overview (section 3.1 87, section 3.3 95, section 3.5 99, section 3.7 104, section 3.9 119, section 3.11 130, section 3.13 140)
- sequencing rules (section 3.1.4 88, section 3.5.4 99, section 3.7.4 107, section 3.9.4 119, section 3.11.4 132, section 3.13.4 140)
- timer events (section 3.1.5 93, section 3.3.5 98, section 3.5.5 104, section 3.7.5 117, section 3.9.5 130, section 3.11.5 139, section 3.13.5 143)
- timers (section 3.1.2 87, section 3.3.2 95, section 3.5.2 99, section 3.7.2 107, section 3.9.2 119, section 3.11.2 132, section 3.13.2 140)
- Server - automation
  - abstract data model 87
  - initialization 87
  - local events 94
  - message processing 88
  - overview 87
  - sequencing rules 88
  - timer events 93
  - timers 87
- Server - IEnumVARIANT
  - abstract data model 95
  - initialization 95
  - local events 98
  - message processing 95
  - overview 95
  - sequencing rules 95
  - timer events 98
  - timers 95
- Server - ITypeComp
  - abstract data model 99
  - initialization 99
  - local events 104
  - message processing 99
  - overview 99
  - sequencing rules 99
  - timer events 104
  - timers 99
- Server - ITypeInfo
  - abstract data model
    - common Automation type description elements 105
    - overview 104
    - TYPEKIND-dependent Automation type description elements 106
  - initialization 107
  - local events 118
  - message processing 107
  - overview 104
  - sequencing rules 107
  - timer events 117

- timers 107
- Server - ITypeInfo2
  - abstract data model 119
  - initialization 119
  - local events 130
  - message processing 119
  - overview 119
  - sequencing rules 119
  - timer events 130
  - timers 119
- Server - ITypeLib
  - abstract data model 131
  - initialization 132
  - local events 139
  - message processing 132
  - overview 130
  - sequencing rules 132
  - timer events 139
  - timers 132
- Server - ITypeLib2
  - abstract data model 140
  - initialization 140
  - local events 143
  - message processing 140
  - sequencing rules 140
  - timer events 143
  - timers 140
- Setting the value of a property example 146
- SF\_TYPE enumeration 25
- Skip method 97
- Standards assignments 17
- String equivalence 75
- String handling 75
- SYSKIND enumeration 35

## T

- Timer events
  - automation client 95
  - automation server 93
  - client (section 3.2.5 95, section 3.4.5 99, section 3.6.5 104, section 3.8.5 118, section 3.10.5 130, section 3.12.5 139, section 3.14.5 143)
  - IEnumVARIANT client 99
  - IEnumVARIANT server 98
  - ITypeComp client 104
  - ITypeComp server 104
  - ITypeInfo client 118
  - ITypeInfo server 117
  - ITypeInfo2 client 130
  - ITypeInfo2 server 130
  - ITypeLib client 139
  - ITypeLib server 139
  - ITypeLib2 client 143
  - ITypeLib2 server 143
  - server (section 3.1.5 93, section 3.3.5 98, section 3.5.5 104, section 3.7.5 117, section 3.9.5 130, section 3.11.5 139, section 3.13.5 143)
- Timers
  - automation client 94
  - automation server 87
  - client (section 3.2.2 94, section 3.4.2 98, section 3.6.2 104, section 3.8.2 118, section 3.10.2 130, section 3.12.2 139, section 3.14.2 143)
  - IEnumVARIANT client 98
  - IEnumVARIANT server 95
  - ITypeComp client 104
  - ITypeComp server 99

- TypeInfo client 118
- TypeInfo server 107
- TypeInfo2 client 130
- TypeInfo2 server 119
- TypeLib client 139
- TypeLib server 132
- TypeLib2 client 143
- TypeLib2 server 140
- server (section 3.1.2 87, section 3.3.2 95, section 3.5.2 99, section 3.7.2 107, section 3.9.2 119, section 3.11.2 132, section 3.13.2 140)
- TLIBATTR structure 57
- Tracking changes 185
- Transport 19
- Transport - message 19
- TYPEATTR structure 55
- TYPEDESC structure 52
- TYPEFLAGS enumeration 31
- TYPEKIND enumeration 32
- Types returned with bound elements - ITypeComp::Bind
  - TypeInfo members 103
  - TypeLib members 102
  - overview 102

## **U**

- User-defined data types 39

## **V**

- VARDESC structure 54
- VARENUM enumeration 20
- VARFLAGS enumeration 33
- VARIANT 40
- VARKIND enumeration 34
- Vendor-extensible fields 17
- Versioning 17

## **W**

- wireBRECORDStr structure 39
- wireVARIANTStr structure 40
- WORD\_SIZEDARR structure 45