

## [MS-DTYP-Diff]:

# Windows Data Types

---

### Intellectual Property Rights Notice for Open Specifications Documentation

- **Technical Documentation.** Microsoft publishes Open Specifications documentation (“this documentation”) for protocols, file formats, data portability, computer languages, and standards support. Additionally, overview documents cover inter-protocol relationships and interactions.
- **Copyrights.** This documentation is covered by Microsoft copyrights. Regardless of any other terms that are contained in the terms of use for the Microsoft website that hosts this documentation, you can make copies of it in order to develop implementations of the technologies that are described in this documentation and can distribute portions of it in your implementations that use these technologies or in your documentation as necessary to properly document the implementation. You can also distribute in your implementation, with or without modification, any schemas, IDLs, or code samples that are included in the documentation. This permission also applies to any documents that are referenced in the Open Specifications documentation.
- **No Trade Secrets.** Microsoft does not claim any trade secret rights in this documentation.
- **Patents.** Microsoft has patents that might cover your implementations of the technologies described in the Open Specifications documentation. Neither this notice nor Microsoft's delivery of this documentation grants any licenses under those patents or any other Microsoft patents. However, a given Open Specifications document might be covered by the Microsoft [Open Specifications Promise](#) or the [Microsoft Community Promise](#). If you would prefer a written license, or if the technologies described in this documentation are not covered by the Open Specifications Promise or Community Promise, as applicable, patent licenses are available by contacting [iplg@microsoft.com](mailto:iplg@microsoft.com).
- **License Programs.** To see all of the protocols in scope under a specific license program and the associated patents, visit the [Patent Map](#).
- **Trademarks.** The names of companies and products contained in this documentation might be covered by trademarks or similar intellectual property rights. This notice does not grant any licenses under those rights. For a list of Microsoft trademarks, visit [www.microsoft.com/trademarks](http://www.microsoft.com/trademarks).
- **Fictitious Names.** The example companies, organizations, products, domain names, email addresses, logos, people, places, and events that are depicted in this documentation are fictitious. No association with any real company, organization, product, domain name, email address, logo, person, place, or event is intended or should be inferred.

**Reservation of Rights.** All other rights are reserved, and this notice does not grant any rights other than as specifically described above, whether by implication, estoppel, or otherwise.

**Tools.** The Open Specifications documentation does not require the use of Microsoft programming tools or programming environments in order for you to develop an implementation. If you have access to Microsoft programming tools and environments, you are free to take advantage of them. Certain Open Specifications documents are intended for use in conjunction with publicly available standards specifications and network programming art and, as such, assume that the reader either is familiar with the aforementioned material or has immediate access to it.

**Support.** For questions and support, please contact [dochelp@microsoft.com](mailto:dochelp@microsoft.com).

## Revision Summary

Date	Revision History	Revision Class	Comments
2/14/2008	3.1.2	Editorial	Changed language and formatting in the technical content.
3/14/2008	4.0	Major	Updated and revised the technical content.
6/20/2008	5.0	Major	Updated and revised the technical content.
7/25/2008	6.0	Major	Updated and revised the technical content.
8/29/2008	7.0	Major	Updated and revised the technical content.
10/24/2008	8.0	Major	Updated and revised the technical content.
12/5/2008	9.0	Major	Updated and revised the technical content.
1/16/2009	9.0.1	Editorial	Changed language and formatting in the technical content.
2/27/2009	10.0	Major	Updated and revised the technical content.
4/10/2009	10.1	Minor	Clarified the meaning of the technical content.
5/22/2009	11.0	Major	Updated and revised the technical content.
7/2/2009	11.1	Minor	Clarified the meaning of the technical content.
8/14/2009	11.2	Minor	Clarified the meaning of the technical content.
9/25/2009	12.0	Major	Updated and revised the technical content.
11/6/2009	12.1	Minor	Clarified the meaning of the technical content.
12/18/2009	12.2	Minor	Clarified the meaning of the technical content.
1/29/2010	13.0	Major	Updated and revised the technical content.
3/12/2010	13.1	Minor	Clarified the meaning of the technical content.
4/23/2010	13.2	Minor	Clarified the meaning of the technical content.
6/4/2010	14.0	Major	Updated and revised the technical content.
7/16/2010	15.0	Major	Updated and revised the technical content.
8/27/2010	16.0	Major	Updated and revised the technical content.
10/8/2010	17.0	Major	Updated and revised the technical content.
11/19/2010	18.0	Major	Updated and revised the technical content.
1/7/2011	19.0	Major	Updated and revised the technical content.
2/11/2011	20.0	Major	Updated and revised the technical content.
3/25/2011	21.0	Major	Updated and revised the technical content.
5/6/2011	21.1	Minor	Clarified the meaning of the technical content.
6/17/2011	22.0	Major	Updated and revised the technical content.
9/23/2011	22.0	None	No changes to the meaning, language, or formatting of the

Date	Revision History	Revision Class	Comments
			technical content.
12/16/2011	23.0	Major	Updated and revised the technical content.
3/30/2012	24.0	Major	Updated and revised the technical content.
7/12/2012	24.0	None	No changes to the meaning, language, or formatting of the technical content.
10/25/2012	25.0	Major	Updated and revised the technical content.
1/31/2013	25.1	Minor	Clarified the meaning of the technical content.
8/8/2013	26.0	Major	Updated and revised the technical content.
11/14/2013	27.0	Major	Updated and revised the technical content.
2/13/2014	27.1	Minor	Clarified the meaning of the technical content.
5/15/2014	28.0	Major	Updated and revised the technical content.
6/30/2015	29.0	Major	Significantly changed the technical content.
10/16/2015	30.0	Major	Significantly changed the technical content.
7/14/2016	31.0	Major	Significantly changed the technical content.
6/1/2017	32.0	Major	Significantly changed the technical content.
9/15/2017	33.0	Major	Significantly changed the technical content.
12/1/2017	34.0	Major	Significantly changed the technical content.
9/12/2018	35.0	Major	Significantly changed the technical content.
4/7/2021	36.0	Major	Significantly changed the technical content.
6/25/2021	37.0	Major	Significantly changed the technical content.
4/29/2022	38.0	Major	Significantly changed the technical content.
4/4/2023	39.0	Major	Significantly changed the technical content.
8/28/2023	40.0	Major	Significantly changed the technical content.
12/12/2023	41.0	Major	Significantly changed the technical content.
1/9/2024	42.0	Major	Significantly changed the technical content.

# Table of Contents

<b>1</b>	<b>Introduction</b>	<b>8</b>
1.1	Glossary	8
1.2	References	11
1.2.1	Normative References	11
1.2.2	Informative References	12
1.3	Overview	12
1.4	Relationship to Protocols and Other Structures	13
1.5	Applicability Statement	13
1.6	Versioning and Localization	13
1.7	Vendor-Extensible Fields	13
<b>2</b>	<b>Data Types</b>	<b>14</b>
2.1	Common Base Types	14
2.1.1	bit	14
2.1.2	byte	14
2.1.3	handle_t	15
2.1.4	Integer Types	15
2.1.4.1	__int8	15
2.1.4.2	__int16	15
2.1.4.3	__int32	15
2.1.4.4	__int64	15
2.1.4.5	hyper	15
2.1.5	octet	15
2.1.6	wchar_t	16
2.2	Common Data Types	16
2.2.1	__int3264	16
2.2.2	ADCONNECTION_HANDLE	16
2.2.3	BOOL	16
2.2.4	BOOLEAN	16
2.2.5	BSTR	17
2.2.6	BYTE	17
2.2.7	CHAR	17
2.2.8	DOUBLE	17
2.2.9	DWORD	17
2.2.10	DWORD_PTR	18
2.2.11	DWORD32	18
2.2.12	DWORD64	18
2.2.13	DWORDLONG	18
2.2.14	error_status_t	18
2.2.15	FLOAT	18
2.2.16	HANDLE	19
2.2.17	HCALL	19
2.2.18	HRESULT	19
2.2.19	INT	19
2.2.20	INT8	19
2.2.21	INT16	20
2.2.22	INT32	20
2.2.23	INT64	20
2.2.24	LDAP_UDP_HANDLE	20
2.2.25	LMCSTR	20
2.2.26	LMSTR	20
2.2.27	LONG	21
2.2.28	LONGLONG	21
2.2.29	LONG_PTR	21
2.2.30	LONG32	21

2.2.31	LONG64 .....	21
2.2.32	LPCSTR .....	21
2.2.33	LPCVOID .....	22
2.2.34	LPCWSTR.....	22
2.2.35	LPSTR .....	22
2.2.36	LPWSTR .....	22
2.2.37	NET_API_STATUS .....	23
2.2.38	NTSTATUS .....	23
2.2.39	PCONTEXT_HANDLE .....	23
2.2.40	QWORD.....	23
2.2.41	RPC_BINDING_HANDLE.....	24
2.2.42	SHORT .....	24
2.2.43	SIZE_T.....	24
2.2.44	STRING .....	24
2.2.45	UCHAR .....	25
2.2.46	UINT .....	25
2.2.47	UINT8 .....	25
2.2.48	UINT16 .....	25
2.2.49	UINT32 .....	25
2.2.50	UINT64 .....	25
2.2.51	ULONG .....	26
2.2.52	ULONG_PTR.....	26
2.2.53	ULONG32 .....	26
2.2.54	ULONG64 .....	26
2.2.55	ULONGLONG.....	26
2.2.56	UNICODE.....	26
2.2.57	UNC .....	27
2.2.58	USHORT .....	28
2.2.59	VOID.....	28
2.2.60	WCHAR .....	28
2.2.61	WORD .....	28
2.3	Common Data Structures.....	28
2.3.1	EVENT_DESCRIPTOR.....	29
2.3.2	EVENT_HEADER .....	29
2.3.3	FILETIME .....	31
2.3.4	GUID and UUID .....	31
2.3.4.1	GUID--RPC IDL representation.....	31
2.3.4.2	GUID--Packet Representation .....	32
2.3.4.3	GUID--Curly Braced String Representation .....	32
2.3.5	LARGE_INTEGER .....	33
2.3.6	LCID .....	33
2.3.7	LUID .....	33
2.3.8	MULTI_SZ.....	33
2.3.9	OBJECT_TYPE_LIST .....	34
2.3.10	RPC_UNICODE_STRING.....	34
2.3.11	SERVER_INFO_100 .....	35
2.3.12	SERVER_INFO_101 .....	35
2.3.13	SYSTEMTIME.....	38
2.3.14	UINT128.....	38
2.3.15	ULARGE_INTEGER .....	38
2.4	Constructed Security Types .....	39
2.4.1	SID_IDENTIFIER_AUTHORITY .....	39
2.4.1.1	RPC_SID_IDENTIFIER_AUTHORITY .....	40
2.4.2	SID.....	40
2.4.2.1	SID String Format Syntax .....	40
2.4.2.2	SID--Packet Representation .....	41
2.4.2.3	RPC_SID.....	41
2.4.2.4	Well-Known SID Structures .....	42

2.4.3	ACCESS_MASK	52
2.4.4	ACE	54
2.4.4.1	ACE_HEADER	54
2.4.4.1.1	ACE_HEADER--RPC representation	56
2.4.4.2	ACCESS_ALLOWED_ACE	57
2.4.4.3	ACCESS_ALLOWED_OBJECT_ACE	57
2.4.4.4	ACCESS_DENIED_ACE	59
2.4.4.5	ACCESS_DENIED_OBJECT_ACE	59
2.4.4.6	ACCESS_ALLOWED_CALLBACK_ACE	61
2.4.4.7	ACCESS_DENIED_CALLBACK_ACE	62
2.4.4.8	ACCESS_ALLOWED_CALLBACK_OBJECT_ACE	62
2.4.4.9	ACCESS_DENIED_CALLBACK_OBJECT_ACE	64
2.4.4.10	SYSTEM_AUDIT_ACE	65
2.4.4.11	SYSTEM_AUDIT_OBJECT_ACE	66
2.4.4.12	SYSTEM_AUDIT_CALLBACK_ACE	68
2.4.4.13	SYSTEM_MANDATORY_LABEL_ACE	68
2.4.4.13.1	SYSTEM_MANDATORY_LABEL_ACE--RPC Representation	69
2.4.4.14	SYSTEM_AUDIT_CALLBACK_OBJECT_ACE	70
2.4.4.15	SYSTEM_RESOURCE_ATTRIBUTE_ACE	71
2.4.4.16	SYSTEM_SCOPED_POLICY_ID_ACE	72
2.4.4.17	Conditional ACEs	72
2.4.4.17.1	Conditional ACE Expressions	73
2.4.4.17.2	Security Attributes	73
2.4.4.17.3	(Updated Section) Conditional ACE Applicability	73
2.4.4.17.4	Conditional ACE Binary Formats	74
2.4.4.17.5	Literal Tokens	74
2.4.4.17.6	Relational Operator Tokens	76
2.4.4.17.7	Logical Operator Tokens	78
2.4.4.17.8	Attribute Tokens	79
2.4.4.17.9	Examples: Conditional Expression Binary Representation	80
2.4.5	ACL	82
2.4.5.1	ACL--RPC Representation	84
2.4.6	SECURITY_DESCRIPTOR	84
2.4.6.1	SECURITY_DESCRIPTOR--RPC Representation	87
2.4.7	SECURITY_INFORMATION	88
2.4.8	TOKEN_MANDATORY_POLICY	89
2.4.9	MANDATORY_INFORMATION	89
2.4.10	CLAIM_SECURITY_ATTRIBUTE	90
2.4.10.1	CLAIM_SECURITY_ATTRIBUTE_RELATIVE_V1	90
2.4.10.2	CLAIM_SECURITY_ATTRIBUTE_OCTET_STRING_RELATIVE	91
2.5	Additional Information for Security Types	92
2.5.1	Security Descriptor Description Language	92
2.5.1.1	Syntax	92
2.5.1.2	Security Attribute Names	99
2.5.1.2.1	Simple Attribute Name Form	99
2.5.1.2.2	@Prefixed Attribute Name Form	99
2.5.1.3	Parentheses and Order of Precedence	99
2.5.1.4	SDDL String to Binary Security Descriptor Examples	100
2.5.2	Token/Authorization Context	103
2.5.2.1	Token/Authorization Context Algorithms	104
2.5.2.1.1	GatherGroupMembershipForSystem	104
2.5.2.1.2	AddPrivilegesToToken	105
2.5.3	Security Descriptor Algorithms	106
2.5.3.1	Support Functions	106
2.5.3.1.1	SidInToken	106
2.5.3.1.2	SidDominates	107
2.5.3.1.3	GetScopedPolicySid	107
2.5.3.1.4	GetCentralizedAccessPolicy	108

2.5.3.1.5	EvaluateAceCondition.....	108
2.5.3.1.6	LookupAttributeInToken .....	111
2.5.3.1.7	LookupAttributeInSacl.....	112
2.5.3.1.8	PushStackOperand .....	113
2.5.3.1.9	PushStackResult.....	113
2.5.3.1.10	PopStack .....	113
2.5.3.2	Access Check Algorithm Pseudocode.....	114
2.5.3.3	MandatoryIntegrityCheck Algorithm Pseudocode .....	120
2.5.3.3.1	FindAceByType.....	122
2.5.3.4	Algorithm for Creating a Security Descriptor.....	122
2.5.3.4.1	CreateSecurityDescriptor .....	123
2.5.3.4.2	ComputeACL.....	125
2.5.3.4.3	ContainsInheritableACEs .....	128
2.5.3.4.4	ComputeInheritedACLfromParent .....	128
2.5.3.4.5	ComputeInheritedACLfromCreator .....	130
2.5.3.4.6	PreProcessACLfromCreator .....	131
2.5.3.4.7	PostProcessACL.....	132
2.5.3.5	Setting the INHERITED_ACE Flag .....	133
2.6	ServerGetInfo Abstract Interface.....	134
2.7	Impersonation Abstract Interfaces.....	135
2.7.1	StartImpersonation.....	135
2.7.2	EndImpersonation .....	135
2.7.3	GetAccessToken .....	136
<b>3</b>	<b>Structure Examples .....</b>	<b>137</b>
<b>4</b>	<b>Security Considerations.....</b>	<b>138</b>
<b>5</b>	<b>Appendix A: Full MS-DTYP IDL.....</b>	<b>139</b>
<b>6</b>	<b>(Updated Section) Appendix B: Product Behavior.....</b>	<b>144</b>
<b>7</b>	<b>Change Tracking.....</b>	<b>151</b>
<b>8</b>	<b>Index.....</b>	<b>152</b>

# 1 Introduction

This document provides a collection of commonly used data types, which are categorized into two basic types: common base types and common data types. The common base types are those types that Microsoft compilers natively support. The common data types are data types that are frequently used by many protocols. These data types are user-defined types.

## 1.1 Glossary

This document uses the following terms:

**Active Directory:** The Windows implementation of a general-purpose directory service, which uses LDAP as its primary access protocol. Active Directory stores information about a variety of objects in the network such as user accounts, computer accounts, groups, and all related credential information used by Kerberos [MS-KILE]. Active Directory is either deployed as Active Directory Domain Services (AD DS) or Active Directory Lightweight Directory Services (AD LDS), which are both described in [MS-ADOD]: Active Directory Protocols Overview.

**American National Standards Institute (ANSI) character set:** A character set defined by a code page approved by the American National Standards Institute (ANSI). The term "ANSI" as used to signify Windows code pages is a historical reference and a misnomer that persists in the Windows community. The source of this misnomer stems from the fact that the Windows code page 1252 was originally based on an ANSI draft, which became International Organization for Standardization (ISO) Standard 8859-1 [ISO/IEC-8859-1]. In Windows, the ANSI character set can be any of the following code pages: 1252, 1250, 1251, 1253, 1254, 1255, 1256, 1257, 1258, 874, 932, 936, 949, or 950. For example, "ANSI application" is usually a reference to a non-Unicode or code-page-based application. Therefore, "ANSI character set" is often misused to refer to one of the character sets defined by a Windows code page that can be used as an active system code page; for example, character sets defined by code page 1252 or character sets defined by code page 950. Windows is now based on Unicode, so the use of ANSI character sets is strongly discouraged unless they are used to interoperate with legacy applications or legacy data.

**big-endian:** Multiple-byte values that are byte-ordered with the most significant byte stored in the memory location with the lowest address.

**binary large object (BLOB):** A discrete packet of data that is stored in a database and is treated as a sequence of uninterpreted bytes.

**Component Object Model (COM):** An object-oriented programming model that defines how objects interact within a single process or between processes. In COM, clients have access to an object through interfaces implemented on the object. For more information, see [MS-DCOM].

**curly braced GUID string:** The string representation of a 128-bit globally unique identifier (GUID) using the form {XXXXXXXX-XXXX-XXXX-XXXX-XXXXXXXXXXXX}, where X denotes a hexadecimal digit. The string representation between the enclosing braces is the standard representation of a GUID as described in [RFC4122] section 3. Unlike a GUIDString, a curly braced GUID string includes enclosing braces.

**discretionary access control list (DACL):** An access control list (ACL) that is controlled by the owner of an object and that specifies the access particular users or groups can have to the object.

**Distributed File System (DFS):** A file system that logically groups physical shared folders located on different servers by transparently connecting them to one or more hierarchical namespaces. DFS also provides fault-tolerance and load-sharing capabilities.



**domain:** A set of users and computers sharing a common namespace and management infrastructure. At least one computer member of the set must act as a domain controller (DC) and host a member list that identifies all members of the domain, as well as optionally hosting the Active Directory service. The domain controller provides authentication of members, creating a unit of trust for its members. Each domain has an identifier that is shared among its members. For more information, see [MS-AUTHSOD] section 1.1.1.5 and [MS-ADTS].

**fully qualified domain name (FQDN):** An unambiguous domain name that gives an absolute location in the Domain Name System's (DNS) hierarchy tree, as defined in [RFC1035] section 3.1 and [RFC2181] section 11.

**globally unique identifier (GUID):** A term used interchangeably with universally unique identifier (UUID) in Microsoft protocol technical documents (TDs). Interchanging the usage of these terms does not imply or require a specific algorithm or mechanism to generate the value. Specifically, the use of this term does not imply or require that the algorithms described in [RFC4122] or [C706] must be used for generating the GUID. See also universally unique identifier (UUID).

**handle:** Any token that can be used to identify and access an object such as a device, file, or a window.

**Interface Definition Language (IDL):** The International Standards Organization (ISO) standard language for specifying the interface for remote procedure calls. For more information, see [C706] section 4.

**Internet host name:** The name of a host as defined in [RFC1123] section 2.1, with the extensions described in [MS-HNDS].

**little-endian:** Multiple-byte values that are byte-ordered with the least significant byte stored in the memory location with the lowest address.

**marshaling:** The act of formatting COM parameters for transmission over a remote procedure call (RPC). For more information, see [MS-DCOM].

**Microsoft Interface Definition Language (MIDL):** The Microsoft implementation and extension of the OSF-DCE Interface Definition Language (IDL). MIDL can also mean the Interface Definition Language (IDL) compiler provided by Microsoft. For more information, see [MS-RPCE].

**NetBIOS host name:** The NetBIOS name of a host (as described in [RFC1001] section 14 and [RFC1002] section 4), with the extensions described in [MS-NBTE].

**organization:** A security group that contains additional fields for describing hierarchical relationships between organizations.

**Remote Access Service (RAS) server:** A type of network access server (NAS) that provides modem dial-up or virtual private network (VPN) access to a network.

**remote procedure call (RPC):** A communication protocol used primarily between client and server. The term has three definitions that are often used interchangeably: a runtime environment providing for communication facilities between computers (the RPC runtime); a set of request-and-response message exchanges between computers (the RPC exchange); and the single message from an RPC exchange (the RPC message). For more information, see [C706].

**resource manager (RM):** The participant that is responsible for coordinating the state of a resource with the outcome of atomic transactions. For a specified transaction, a resource manager enlists with exactly one transaction manager to vote on that transaction outcome and to obtain the final outcome. A resource manager is either durable or volatile, depending on its resource.

**security identifier (SID):** An identifier for security principals that is used to identify an account or a group. Conceptually, the SID is composed of an account authority portion (typically a domain) and a smaller integer representing an identity relative to the account authority, termed the relative identifier (RID). The SID format is specified in [MS-DTYP] section 2.4.2; a string representation of SIDs is specified in [MS-DTYP] section 2.4.2 and [MS-AZOD] section 1.1.1.2.

**share:** A resource offered by a Common Internet File System (CIFS) server for access by CIFS clients over the network. A share typically represents a directory tree and its included files (referred to commonly as a "disk share" or "file share") or a printer (a "print share"). If the information about the share is saved in persistent store (for example, Windows registry) and reloaded when a file server is restarted, then the share is referred to as a "sticky share". Some share names are reserved for specific functions and are referred to as special shares: IPC\$, reserved for interprocess communication, ADMIN\$, reserved for remote administration, and A\$, B\$, C\$ (and other local disk names followed by a dollar sign), assigned to local disk devices.

**system access control list (SACL):** An access control list (ACL) that controls the generation of audit messages for attempts to access a securable object. The ability to get or set an object's SACL is controlled by a privilege typically held only by system administrators.

**Unicode:** A character encoding standard developed by the Unicode Consortium that represents almost all of the written languages of the world. The Unicode standard [UNICODE5.0.0/2007] provides three forms (UTF-8, UTF-16, and UTF-32) and seven schemes (UTF-8, UTF-16, UTF-16 BE, UTF-16 LE, UTF-32, UTF-32 LE, and UTF-32 BE).

**Unicode character:** Unless otherwise specified, a 16-bit UTF-16 code unit.

**Unicode string:** A Unicode 8-bit string is an ordered sequence of 8-bit units, a Unicode 16-bit string is an ordered sequence of 16-bit code units, and a Unicode 32-bit string is an ordered sequence of 32-bit code units. In some cases, it could be acceptable not to terminate with a terminating null character. Unless otherwise specified, all Unicode strings follow the UTF-16LE encoding scheme with no Byte Order Mark (BOM).

**universally unique identifier (UUID):** A 128-bit value. UUIDs can be used for multiple purposes, from tagging objects with an extremely short lifetime, to reliably identifying very persistent objects in cross-process communication such as client and server interfaces, manager entry-point vectors, and RPC objects. UUIDs are highly likely to be unique. UUIDs are also known as globally unique identifiers (GUIDs) and these terms are used interchangeably in the Microsoft protocol technical documents (TDs). Interchanging the usage of these terms does not imply or require a specific algorithm or mechanism to generate the UUID. Specifically, the use of this term does not imply or require that the algorithms described in [RFC4122] or [C706] must be used for generating the UUID.

**unmarshal:** The process of deserializing one or more data structures from an octet stream using a specific transfer syntax (for example, unmarshaling a 32-bit integer).

**UTF-16:** A standard for encoding Unicode characters, defined in the Unicode standard, in which the most commonly used characters are defined as double-byte characters. Unless specified otherwise, this term refers to the UTF-16 encoding form specified in [UNICODE5.0.0/2007] section 3.9.

**UTF-8:** A byte-oriented standard for encoding Unicode characters, defined in the Unicode standard. Unless specified otherwise, this term refers to the UTF-8 encoding form specified in [UNICODE5.0.0/2007] section 3.9.

**MAY, SHOULD, MUST, SHOULD NOT, MUST NOT:** These terms (in all caps) are used as defined in [RFC2119]. All statements of optional behavior use either MAY, SHOULD, or SHOULD NOT.

## 1.2 References

Links to a document in the Microsoft Open Specifications library point to the correct section in the most recently published version of the referenced document. However, because individual documents in the library are not updated at the same time, the section numbers in the documents may not match. You can confirm the correct section numbering by checking the Errata.

### 1.2.1 Normative References

We conduct frequent surveys of the normative references to assure their continued availability. If you have any issue with finding a normative reference, please contact [dochelp@microsoft.com](mailto:dochelp@microsoft.com). We will assist you in finding the relevant information.

[C706] The Open Group, "DCE 1.1: Remote Procedure Call", C706, August 1997, <https://publications.opengroup.org/c706>

**Note** Registration is required to download the document.

[IEEE754] IEEE, "IEEE Standard for Binary Floating-Point Arithmetic", IEEE 754-1985, October 1985, <http://ieeexplore.ieee.org/servlet/opac?punumber=2355>

[IETF DRAFT-PK-FRESH] Moore, S., Miller, P., and Short, M., Ed., "Public Key Cryptography for Initial Authentication in Kerberos (PKINIT), Freshness Extension", draft-short-pkinit-freshness-00, October 2014, <https://tools.ietf.org/html/draft-short-pkinit-freshness>

[ISO/IEC-8859-1] International Organization for Standardization, "Information Technology -- 8-Bit Single-Byte Coded Graphic Character Sets -- Part 1: Latin Alphabet No. 1", ISO/IEC 8859-1, 1998, [http://www.iso.org/iso/home/store/catalogue\\_tc/catalogue\\_detail.htm?csnumber=28245](http://www.iso.org/iso/home/store/catalogue_tc/catalogue_detail.htm?csnumber=28245)

**Note** There is a charge to download the specification.

[ISO/IEC-9899] International Organization for Standardization, "Programming Languages - C", ISO/IEC 9899:TC2, May 2005, <http://www.open-std.org/jtc1/sc22/wg14/www/docs/n1124.pdf>

[MS-ADTS] Microsoft Corporation, "Active Directory Technical Specification".

[MS-APDS] Microsoft Corporation, "Authentication Protocol Domain Support".

[MS-ERREF] Microsoft Corporation, "Windows Error Codes".

[MS-GPCAP] Microsoft Corporation, "Group Policy: Central Access Policies Protocol Extension".

[MS-KILE] Microsoft Corporation, "Kerberos Protocol Extensions".

[MS-LCID] Microsoft Corporation, "Windows Language Code Identifier (LCID) Reference".

[MS-NBTE] Microsoft Corporation, "NetBIOS over TCP (NBT) Extensions".

[MS-NLMP] Microsoft Corporation, "NT LAN Manager (NTLM) Authentication Protocol".

[MS-PAC] Microsoft Corporation, "Privilege Attribute Certificate Data Structure".

[MS-RPCE] Microsoft Corporation, "Remote Procedure Call Protocol Extensions".

[MS-SFU] Microsoft Corporation, "Kerberos Protocol Extensions: Service for User and Constrained Delegation Protocol".

[MS-SMB2] Microsoft Corporation, "Server Message Block (SMB) Protocol Versions 2 and 3".

[MS-TLSP] Microsoft Corporation, "Transport Layer Security (TLS) Profile".

[RFC1035] Mockapetris, P., "Domain Names - Implementation and Specification", STD 13, RFC 1035, November 1987, <https://www.rfc-editor.org/info/rfc1035>

[RFC1123] Braden, R., "Requirements for Internet Hosts - Application and Support", RFC 1123, October 1989, <https://www.rfc-editor.org/info/rfc1123>

[RFC2119] Bradner, S., "Key words for use in RFCs to Indicate Requirement Levels", BCP 14, RFC 2119, March 1997, <https://www.rfc-editor.org/info/rfc2119>

[RFC3986] Berners-Lee, T., Fielding, R., and Masinter, L., "Uniform Resource Identifier (URI): Generic Syntax", STD 66, RFC 3986, January 2005, <https://www.rfc-editor.org/info/rfc3986>

[RFC4122] Leach, P., Mealling, M., and Salz, R., "A Universally Unique Identifier (UUID) URN Namespace", RFC 4122, July 2005, <https://www.rfc-editor.org/info/rfc4122>

[RFC5234] Crocker, D., Ed., and Overell, P., "Augmented BNF for Syntax Specifications: ABNF", STD 68, RFC 5234, January 2008, <https://www.rfc-editor.org/info/rfc5234>

### 1.2.2 Informative References

[DALB] Dalbey, J., "Pseudocode Standard", May 2008, [http://users.csc.calpoly.edu/~jdalbey/SWE/pdl\\_std.html](http://users.csc.calpoly.edu/~jdalbey/SWE/pdl_std.html)

[MS-ADOD] Microsoft Corporation, "Active Directory Protocols Overview".

[MS-SMB] Microsoft Corporation, "Server Message Block (SMB) Protocol".

[MSDN-ACCTOKENS] Microsoft Corporation, "Access Tokens", <http://msdn.microsoft.com/en-us/library/aa374909.aspx>

[MSDN-AuthzAccessCheck] Microsoft Corporation, "AuthzAccessCheck function", <http://msdn.microsoft.com/en-us/library/aa375788%28v=VS.85%29.aspx>

[MSDN-SDDLforDevObj] Microsoft Corporation, "SDDL for Device Objects", <http://msdn.microsoft.com/en-us/library/ff563667.aspx>

[MSFT-WellKnownSIDs] Microsoft Corporation, "Well-known SIDs", <https://learn.microsoft.com/en-us/windows/win32/secauthz/well-known-sids>

[RFC3530] Shepler, S., et al., "Network File System (NFS) version 4 Protocol", RFC 3530, April 2003, <http://www.ietf.org/rfc/rfc3530.txt>

[Tanenbaum] Tanenbaum, A.S., "Modern Operating Systems", Prentice Hall, 2001, ISBN 0-13-092641-8.

### 1.3 Overview

Two types of data structures are specified in this document: data structures that are specified in terms of the wire format and data structures that are RPC-marshaled as specified in [MS-RPCE]. The latter are specified by using the Interface Definition Language (IDL) that is defined in [MS-RPCE] section 2.2.4.

For some types of data, both formats are shown. For example, both formats are shown if some protocols use the raw wire format but other protocols use the RPC-marshaled format. Any protocol that uses a data structure name in its IDL necessarily implies the use of the IDL version of the data

structure. Any other use implies the use of the wire format version unless otherwise specified by the protocol that uses the data structure.

#### **1.4 Relationship to Protocols and Other Structures**

The data structures in this document are generic data structures that are used by many protocols.

#### **1.5 Applicability Statement**

Not applicable.

#### **1.6 Versioning and Localization**

Not applicable.

#### **1.7 Vendor-Extensible Fields**

HRESULT: Vendors can choose their own values, as long as the **C** bit (0x20000000) is set, indicating it is a customer code.

NTSTATUS: Vendors can choose their own values for this field, as long as the **C** bit (0x20000000) is set, indicating it is a customer code.

SECURITY\_DESCRIPTOR: Vendors can extend **Sbz1** by setting **RM Control Valid** to 0x1.

## 2 Data Types

The following sections describe data types that include common base types, data types, and data structures.

Many protocols are intended to be extensions of local programming models. Other protocols have a distinct purpose but share many common elements. This section is a discussion of data types that are common to many protocols.

In some cases, a component might not follow the typical practice and where that applies, the relevant specification specifies the actual practice.

Integer names often have an alias, which is interchangeable with the integer name; there is no difference in using either the name or its alias.

### 2.1 Common Base Types

This section contains commonly used primitive data types.

The use of the Interface Definition Language (IDL) implies RPC marshaling unless custom marshaling is specified.

Unless explicitly noted in this document, any integer, either signed or unsigned, is in memory order before RPC marshaling. It is implementation dependent whether the memory order is little-endian or big-endian.

For packets, the bit numbering convention followed is the same as that used in RFCs, namely: the high (most significant) bit of the first byte to hit the wire is in packet bit 0, and the low bit of the last byte to hit the wire is in packet bit 31 (so that the bits are shown from left-to-right in the order they naturally appear over the network).



**Figure 1: Packet byte/bit order**

Unless otherwise specified, the bytes of a multi-byte integer field are assumed to be transmitted in big-endian order, also referred to as Network Byte Order. That is, if the packet shown above represented a 32-bit integer, then Byte 1 would be its high-order byte and Byte 4 its low-order byte. Certain protocols use little-endian order, as specified in the corresponding technical documents; for example, [MS-SMB2].

#### 2.1.1 bit

A bit is a single binary digit, which is the smallest primitive element of any data structure.

#### 2.1.2 byte

The byte type specifies an 8-bit data item.

A byte is a base IDL type as specified in [C706] section 4.2.9.5. A byte item is opaque in that its contents are not interpreted, as a character data type might be.

### 2.1.3 handle\_t

The **handle\_t** data type is used to represent an explicit RPC binding handle, as specified in [C706] and [MS-RPCE] section 2. This data type is a predefined type of the IDL and does not require an explicit declaration.

A primitive binding handle is a data object that can be used by the application to represent the binding. It can appear as a type specifier in typedef declarations, general declarations, and function declarations (as a function-return-type specifier and a parameter-type specifier).

### 2.1.4 Integer Types

Microsoft C/C++ supports different sizes of integer types. An 8-bit, 16-bit, 32-bit, or 64-bit integer variable can be declared by using the `__intn` type specifier, where *n* is 8, 16, 32, or 64.

The types `__int8`, `__int16`, and `__int32` are synonyms for the ANSI/ISO C types (as specified in [ISO/IEC-9899]) that have the same size. They are useful for writing portable code that behaves identically across multiple platforms.

#### 2.1.4.1 \_\_int8

An 8-bit signed integer (range: -128 to 127 decimal). The first bit, the most significant bit (MSB), is the signing bit. This type can be specified as unsigned by using the unsigned data-type modifier. As an unsigned `__int8`, the range is from 0 to 255 decimal.

#### 2.1.4.2 \_\_int16

A 16-bit signed integer (range: -32768 to 32767 decimal). The first bit (MSB) is the signing bit.

This type can be specified as unsigned by using the unsigned data-type modifier. As an unsigned `__int16`, the range is from 0 to 65535 decimal.

#### 2.1.4.3 \_\_int32

A 32-bit signed integer (range: -2147483648 to 2147483647 decimal). The first bit (MSB) is the signing bit.

This type can be specified as unsigned by using the unsigned data-type modifier. As an unsigned `__int32`, the range is from 0 to 4294967295 decimal.

#### 2.1.4.4 \_\_int64

A 64-bit signed integer (range: -9223372036854775808 to 9223372036854775807 decimal). The first bit (MSB) is the signing bit.

This type can be specified as unsigned by using the unsigned data-type modifier. As an unsigned `__int64`, the range is from 0 to 18446744073709551615 decimal.

#### 2.1.4.5 hyper

The keyword **hyper** indicates a 64-bit integer that can be declared as either signed or unsigned.

### 2.1.5 octet

The octet type specifies an 8-bit data item.

An **octet** is an 8-bit data type as specified in [C706] section 14.2.

### 2.1.6 wchar\_t

A Unicode character for use with the Microsoft Interface Definition Language (MIDL) compiler.

This type is declared as follows:

```
typedef unsigned short wchar_t;
```

## 2.2 Common Data Types

This section contains simple data types that are defined by either a C/C++ typedef or #define statement. The data types in this section are essentially aliases for C/C++ primitive data types.

### 2.2.1 \_\_int3264

An alias that is resolved to either:

- An `__int32` in a 32-bit translation and execution environment, or
- An `__int64` in a 64-bit translation and execution environment. For backward compatibility, it is 32-bit on the wire. The higher 4 bytes **MUST** be truncated on the sender side during marshaling and **MUST** be extended appropriately (signed or unsigned), as specified in [C706] section 14.2.5, on the receiving side during unmarshaling.

### 2.2.2 ADCONNECTION\_HANDLE

A handle to an ADConnection object that is used to manage the TCP connections that are used for communication between a client and Active Directory servers.

This type is declared as follows:

```
typedef void* ADCONNECTION_HANDLE;
```

### 2.2.3 BOOL

A **BOOL** is a 32-bit field that is set to 1 to indicate **TRUE**, or 0 to indicate **FALSE**.

This type is declared as follows:

```
typedef int BOOL, *PBOOL, *LPBOOL;
```

### 2.2.4 BOOLEAN

A **BOOLEAN** is an 8-bit field that is set to 1 to indicate **TRUE**, or 0 to indicate **FALSE**.

This type is declared as follows:

```
typedef BYTE BOOLEAN, *PBOOLEAN;
```



## 2.2.5 BSTR

A BSTR is a pointer to a null-terminated character string in which the string length is stored with the string. This type is declared as follows:

```
typedef WCHAR* BSTR;
```

Because the length is stored with the string, BSTR variables can contain embedded null characters. For example:

```
[4 bytes (length prefix)],  
wchar_t[length], [\0]
```

## 2.2.6 BYTE

A BYTE is an 8-bit unsigned value that corresponds to a single octet in a network protocol.

This type is declared as follows:

```
typedef unsigned char BYTE, *PBYTE, *LPBYTE;
```

## 2.2.7 CHAR

A CHAR is an 8-bit block of data that typically contains an ANSI character, as specified in [ISO/IEC-8859-1]. For information on the char keyword, see [C706] section 4.2.9.3.

This type is declared as follows:

```
typedef char CHAR, *PCHAR;
```

## 2.2.8 DOUBLE

A DOUBLE is an 8-byte, double-precision, floating-point number that represents a double-precision, 64-bit [IEEE754] value with the approximate range:  $+/-5.0 \times 10^{-324}$  through  $+/-1.7 \times 10^{308}$ .

The DOUBLE type can also represent not a number (NaN); positive and negative infinity; or positive and negative 0.

This type is declared as follows:

```
typedef double DOUBLE;
```

## 2.2.9 DWORD

A DWORD is a 32-bit unsigned integer (range: 0 through 4294967295 decimal). Because a DWORD is unsigned, its first bit (Most Significant Bit (MSB)) is not reserved for signing.

This type is declared as follows:

```
typedef unsigned long DWORD, *PDWORD, *LPDWORD;
```

### 2.2.10 DWORD\_PTR

A `DWORD_PTR` is an unsigned long type used for pointer precision. It is used when casting a pointer to an unsigned long type to perform pointer arithmetic. `DWORD_PTR` is also commonly used for general 32-bit parameters that have been extended to 64 bits in 64-bit Windows. For more information, see `ULONG_PTR`.

This type is declared as follows:

```
typedef ULONG_PTR DWORD_PTR;
```

### 2.2.11 DWORD32

A `DWORD32` is a 32-bit unsigned integer.

This type is declared as follows:

```
typedef unsigned int DWORD32;
```

### 2.2.12 DWORD64

A `DWORD64` is a 64-bit unsigned integer.

This type is declared as follows:

```
typedef unsigned __int64 DWORD64, *PDWORD64;
```

### 2.2.13 DWORDLONG

A `DWORDLONG` is a 64-bit unsigned integer (range: 0 through 18446744073709551615 decimal).

This type is declared as follows:

```
typedef ULONGLONG DWORDLONG, *PDWORDLONG;
```

### 2.2.14 error\_status\_t

The `error_status_t` return type is used for all methods. This is a Win32 error code.

This type is declared as follows:

```
typedef unsigned long error_status_t;
```

### 2.2.15 FLOAT

A **float** is a base type that is specified the IEEE Format section of [C706].section 14.2.

This type is declared as follows:

```
typedef float FLOAT;
```

### 2.2.16 HANDLE

A Handle to an object

This type is declared as follows:

```
typedef void* HANDLE;
```

### 2.2.17 HCALL

An HCALL is an alias for a DWORD used to specify a handle to a call, typically used in telephony-related applications.

An HCALL is a 32-bit unsigned integer used to store a handle to a call.

This type is declared as follows:

```
typedef DWORD HCALL;
```

### 2.2.18 HRESULT

An HRESULT is a 32-bit value that is used to describe an error or warning and contains the following fields:

- A 1-bit code that indicates severity, where 0 represents success and 1 represents failure.
- A 4-bit reserved value.
- An 11-bit code, also known as a facility code, that indicates responsibility for the error or warning.
- A 16-bit code that describes the error or warning.

For details on HRESULT values, see [MS-ERREF].

This type is declared as follows:

```
typedef LONG HRESULT;
```

### 2.2.19 INT

An INT is a 32-bit signed integer (range: -2147483648 through 2147483647 decimal).

This type is declared as follows:

```
typedef int INT, *LPINT;
```

### 2.2.20 INT8

An INT8 is an 8-bit signed integer (range: -128 through 127 decimal). The first bit (Most Significant Bit (MSB)) is the signing bit.

This type is declared as follows:

```
typedef signed char INT8;
```

### 2.2.21 INT16

An INT16 is a 16-bit signed integer (range: -32768 through 32767 decimal). The first bit (Most Significant Bit (MSB)) is the signing bit.

This type is declared as follows:

```
typedef signed short INT16;
```

### 2.2.22 INT32

An INT32 is a 32-bit signed integer (range: -2147483648 through 2147483647 decimal). The first bit (Most Significant Bit (MSB)) is the signing bit.

This type is declared as follows:

```
typedef signed int INT32;
```

### 2.2.23 INT64

An INT64 is a 64-bit signed integer (range: -9223372036854775808 through 9223372036854775807 decimal). The first bit (Most Significant Bit (MSB)) is the signing bit.

This type is declared as follows:

```
typedef signed __int64 INT64;
```

### 2.2.24 LDAP\_UDP\_HANDLE

A handle to an **ADUDPHandle** object that is used to represent the parameters used for communication between a client and Active Directory servers.

This type is declared as follows:

```
typedef void* LDAP_UDP_HANDLE;
```

### 2.2.25 LMCSTR

A LMCSTR is a 32-bit pointer to a constant null-terminated string of 16-bit Unicode characters.

This type is declared as follows:

```
typedef const wchar_t* LMCSTR;
```

### 2.2.26 LMSTR

A LMSTR is a 32-bit pointer to a null-terminated string of 16-bit Unicode characters.

This type is declared as follows:

```
typedef WCHAR* LMSTR;
```

### 2.2.27 LONG

A LONG is a 32-bit signed integer, in twos-complement format (range: -2147483648 through 2147483647 decimal). The first bit (Most Significant Bit (MSB)) is the signing bit.

This type is declared as follows:

```
typedef long LONG, *PLONG, *LPLONG;
```

### 2.2.28 LONGLONG

A LONGLONG is a 64-bit signed integer (range: -9223372036854775808 through 9223372036854775807 decimal).

This type is declared as follows:

```
typedef signed __int64 LONGLONG;
```

### 2.2.29 LONG\_PTR

A LONG\_PTR is a long type used for pointer precision. It is used when casting a pointer to a long type to perform pointer arithmetic.

This type is declared as follows:

```
typedef __int32 LONG_PTR;
```

### 2.2.30 LONG32

A LONG32 is a 32-bit signed integer.

This type is declared as follows:

```
typedef signed int LONG32;
```

### 2.2.31 LONG64

A LONG64 is a 64-bit signed integer.

This type is declared as follows:

```
typedef signed __int64 LONG64, *PLONG64;
```

### 2.2.32 LPCSTR

An LPCSTR is a 32-bit pointer to a constant null-terminated string of 8-bit Windows (ANSI) characters.

This type is declared as follows:

```
typedef const char* LPCSTR;
```

### 2.2.33 LPCVOID

An LPCVOID is a 32-bit pointer to a constant of any type.

This type is declared as follows:

```
typedef const void* LPCVOID;
```

### 2.2.34 LPCWSTR

An LPCWSTR is a 32-bit pointer to a constant string of 16-bit Unicode characters, which MAY be null-terminated.

This type is declared as follows:

```
typedef const wchar_t* LPCWSTR;
```

### 2.2.35 LPSTR

The LPSTR type and its alias PSTR specify a pointer to an array of 8-bit characters, which MAY be terminated by a null character.

In some protocols, it is acceptable to not terminate with a null character, and this option will be indicated in the specification. In this case, the LPSTR or PSTR type MUST either be tagged with the IDL modifier [string], that indicates string semantics, or be accompanied by an explicit length specifier, for example [size\_is()].

The format of the characters MUST be specified by the protocol that uses them. Two common 8-bit formats are ANSI and UTF-8.

A 32-bit pointer to a string of 8-bit characters, which MAY be null-terminated.

This type is declared as follows:

```
typedef char* PSTR, *LPSTR;
```

### 2.2.36 LPWSTR

The LPWSTR type is a 32-bit pointer to a string of 16-bit Unicode characters, which MAY be null-terminated. The LPWSTR type specifies a pointer to a sequence of Unicode characters, which MAY be terminated by a null character (usually referred to as "null-terminated Unicode").

In some protocols, an acceptable option is to not terminate a sequence of Unicode characters with a null character. Where this option applies, it is indicated in the protocol specification. In this situation, the LPWSTR or PWSTR type MUST either be tagged with the IDL modifier [string], which indicates string semantics, or MUST be accompanied by an explicit length specifier, as specified in the RPC\_UNICODE\_STRING (section 2.3.10) structure.

This type is declared as follows:

```
typedef wchar_t* LPWSTR, *PWSTR;
```

### 2.2.37 NET\_API\_STATUS

The NET\_API\_STATUS type is commonly used as the return value of RPC methods in Microsoft network protocols. See the Win32 error codes as specified in [MS-ERREF] for details.

This type is declared as follows:

```
typedef DWORD NET_API_STATUS;
```

### 2.2.38 NTSTATUS

NTSTATUS is a standard 32-bit datatype for system-supplied status code values.

NTSTATUS values are used to communicate system information. They are of four types: success values, information values, warnings, and error values, as specified in [MS-ERREF].

This type is declared as follows:

```
typedef long NTSTATUS;
```

### 2.2.39 PCONTEXT\_HANDLE

The PCONTEXT\_HANDLE type keeps state information associated with a given client on a server. The state information is called the server's context. Clients can obtain a context handle to identify the server's context for their individual RPC sessions.

A context handle must be of the void \* type, or a type that resolves to void \*. The server program casts it to the required type.

The IDL attribute **[context\_handle]**, as specified in [C706], is used to declare PCONTEXT\_HANDLE.

An interface that uses a context handle must have a binding handle for the initial binding, which has to take place before the server can return a context handle. The handle\_t type is one of the predefined types of the interface definition language (IDL), which is used to create a binding handle.

```
typedef [context_handle] void* PCONTEXT_HANDLE;  
typedef [ref] PCONTEXT_HANDLE* PPCONTEXT_HANDLE;
```

### 2.2.40 QWORD

A QWORD is a 64-bit unsigned integer.

This type is declared as follows:

```
typedef unsigned __int64 QWORD;
```

### 2.2.41 RPC\_BINDING\_HANDLE

An `RPC_BINDING_HANDLE` is an untyped 32-bit pointer containing information that the RPC run-time library uses to access binding information. It is directly equivalent to the type `rpc_binding_handle_t` described in [C706] section 3.1.4.

The `RPC_BINDING_HANDLE` data type declares a binding handle containing information that the RPC run-time library uses to access binding information.

The run-time library uses binding information to establish a client/server relationship that allows the execution of remote procedure calls. Based on the context in which a binding handle is created, it is considered a server-binding handle or a client-binding handle.

A server-binding handle contains the information necessary for a client to establish a relationship with a specific server. Any number of RPC API run-time routines return a server-binding handle that can be used for making a remote procedure call.

A client-binding handle cannot be used to make a remote procedure call. The RPC run-time library creates and provides a client-binding handle to a called-server procedure (also called a server-manager routine) as the `RPC_BINDING_HANDLE` parameter. The client-binding handle contains information about the calling client.

This type is declared as follows:

```
typedef void* RPC_BINDING_HANDLE;
```

### 2.2.42 SHORT

A `SHORT` is a 16-bit signed integer (range: -32768 through 32767 decimal). The first bit (Most Significant Bit (MSB)) is the signing bit.

This type is declared as follows:

```
typedef short SHORT;
```

### 2.2.43 SIZE\_T

`SIZE_T` is a `ULONG_PTR` representing the maximum number of bytes to which a pointer can point.

This type is declared as follows:

```
typedef ULONG_PTR SIZE_T;
```

### 2.2.44 STRING

Unless otherwise noted, a `STRING` is a `UCHAR` buffer that represents a null-terminated string of 8-bit characters.

This type is declared as follows:

```
typedef UCHAR* STRING;
```



### 2.2.45 UCHAR

A UCHAR is an 8-bit integer with the range: 0 through 255 decimal. Because a UCHAR is unsigned, its first bit (Most Significant Bit (MSB)) is not reserved for signing.

This type is declared as follows:

```
typedef unsigned char UCHAR, *PUCHAR;
```

### 2.2.46 UINT

A UINT is a 32-bit unsigned integer (range: 0 through 4294967295 decimal). Because a UINT is unsigned, its first bit (Most Significant Bit (MSB)) is not reserved for signing.

This type is declared as follows:

```
typedef unsigned int UINT;
```

### 2.2.47 UINT8

A UINT8 is an 8-bit unsigned integer (range: 0 through 255 decimal). Because a UINT8 is unsigned, its first bit (Most Significant Bit (MSB)) is not reserved for signing.

This type is declared as follows:

```
typedef unsigned char UINT8;
```

### 2.2.48 UINT16

A UINT16 is a 16-bit unsigned integer (range: 0 through 65535 decimal). Because a UINT16 is unsigned, its first bit (Most Significant Bit (MSB)) is not reserved for signing.

This type is declared as follows:

```
typedef unsigned short UINT16;
```

### 2.2.49 UINT32

A UINT32 is a 32-bit unsigned integer (range: 0 through 4294967295 decimal). Because a UINT32 is unsigned, its first bit (Most Significant Bit (MSB)) is not reserved for signing.

This type is declared as follows:

```
typedef unsigned int UINT32;
```

### 2.2.50 UINT64

A UINT64 is a 64-bit unsigned integer (range: 0 through 18446744073709551615 decimal). Because a UINT64 is unsigned, its first bit (Most Significant Bit (MSB)) is not reserved for signing.

This type is declared as follows:

```
typedef unsigned __int64 UINT64;
```

### 2.2.51 ULONG

A ULONG is a 32-bit unsigned integer (range: 0 through 4294967295 decimal). Because a ULONG is unsigned, its first bit (Most Significant Bit (MSB)) is not reserved for signing.

This type is declared as follows:

```
typedef unsigned long ULONG, *PULONG;
```

### 2.2.52 ULONG\_PTR

A ULONG\_PTR is an unsigned long type used for pointer precision. It is used when casting a pointer to a long type to perform pointer arithmetic.

This type is declared as follows:

```
typedef unsigned __int32 ULONG_PTR;
```

### 2.2.53 ULONG32

A ULONG32 is an unsigned **LONG32**.

This type is declared as follows:

```
typedef unsigned int ULONG32;
```

### 2.2.54 ULONG64

A ULONG64 is a 64-bit unsigned integer (range: 0 through 18446744073709551615 decimal). Because a ULONG64 is unsigned, its first bit (Most Significant Bit (MSB)) is not reserved for signing.

This type is declared as follows:

```
typedef unsigned __int64 ULONG64;
```

### 2.2.55 ULONGLONG

A ULONGLONG is a 64-bit unsigned integer (range: 0 through 18446744073709551615 decimal). Because a ULONGLONG is unsigned, its first bit (Most Significant Bit (MSB)) is not reserved for signing.

This type is declared as follows:

```
typedef unsigned __int64 ULONGLONG;
```

### 2.2.56 UNICODE

A single Unicode character.

This type is declared as follows:

```
typedef wchar_t UNICODE;
```

## 2.2.57 UNC

A Universal Naming Convention (UNC) string is used to specify the location of resources such as shared files or devices.

For RPC implementations, this type is declared as follows:

```
typedef STRING UNC;
```

There are three UNC schemes based on namespace selectors: filespace selector, Win32API selector, and device selector. Only the filespace selector is parsed for on-wire traffic, the other two pass opaque BLOBs to the consuming entity. The filespace selector is a null-terminated Unicode character string in the following ABNF syntax:

```
UNC                = "\\\" host-name "\" share-name [ "\" object-name ]
host-name          = IPv6address / IPv4address / reg-name
                   ; IPv4address, and reg-name are as specified in [RFC3986], see following for IPV6
share-name        = 1*80pchar
pchar              = %x20-21 / %x23-29 / %x2D-2E / %x30-39 / %x40-5A / %x5E-7B / %x7D-FF
object-name       = *path-name [ "\" file-name ]
path-name         = 1*255pchar
file-name         = 1*255fchar [ ":" stream-name [ ":" stream-type ] ]
fchar             = %x20-21 / %x23-29 / %x2B-2E / %x30-39 / %x3B / %x3D / %x40-5B / %x5D-7B
/ %x7D-FF
stream-name       = *schar
schar             = %x01-2E / %x30-39 / %x3B-5B / %x5D-FF
stream-type       = 1*schar
```

**host-name:** The host name of a server or the domain name of a domain hosting resource, using the syntax of IPv4address, and reg-name as specified in [RFC3986], or an IPV6 address. The host-name string MUST be a NetBIOS name as specified in [MS-NBTE] section 2.2.1, a fully qualified domain name (FQDN) as specified in [RFC1035] and [RFC1123], an IPv4 address as specified in [RFC1123] section 2.1, or a string formed from the IPV6 address.

An IPV6 address host-name is formed by substituting hyphens for the colons and appending ".ipv6-literal.net". For example, the IPV6 address 2001:DB8:D87:FFFF:CCAA:132B:1:221B becomes 2001-DB8-D87-FFFF-CCAA-132B-1-221B.ipv6-literal.net.

**share-name:** The name of a share or a resource to be accessed. The format of this name depends on the actual file server protocol that is used to access the share. Examples of file server protocols include SMB (as specified in [MS-SMB]), NFS (as specified in [RFC3530]), and NCP (as specified in [NOVELL]).

**object-name:** The name of an object; this name depends on the actual resource accessed.

The notation "[\object-name]\*" indicates that zero or more object names exist in the path, and each object-name is separated from the immediately preceding **object-name** with a backslash path separator. In a UNC path used to access files and directories in an SMB share, for example, **object-name** can be the name of a file or a directory. The **host-name**, **share-name**, and **object-name** are referred to as "pathname components" or "path components". A valid UNC path consists of two or more path components. The **host-name** is referred to as the "first pathname component", the **share-name** as the "second pathname component", and so on. The last

component of the path is also referred to as the "leaf component". The protocol that is used to access the resource, and the type of resource that is being accessed, define the size and valid characters for a path component. The only limitations that a Distributed File System (DFS) places on path components are that they MUST be at least one character in length and MUST NOT contain a backslash or null.

**path-name:** One or more pathname components separated by the "\" backslash character. All pathname components other than the last pathname component denote directories or reparse points.

**file-name:** The "leaf component" of the path, optionally followed by a ":" colon character and a **stream-name**, optionally followed by a ":" colon character and a **stream type**. The **stream-name**, if specified, MAY be zero-length only if **stream-type** is also specified; otherwise, it MUST be at least one character. The **stream-type**, if specified, MUST be at least one character.

## 2.2.58 USHORT

A USHORT is a 16-bit unsigned integer (range: 0 through 65535 decimal). Because a USHORT is unsigned, its first bit (Most Significant Bit (MSB)) is not reserved for signing.

This type is declared as follows:

```
typedef unsigned short USHORT;
```

## 2.2.59 VOID

VOID is an alias for **void**.

This type is declared as follows:

```
typedef void VOID, *PVOID, *LPVOID;
```

## 2.2.60 WCHAR

A WCHAR is a 16-bit Unicode character.

This type is declared as follows:

```
typedef wchar_t WCHAR, *PWCHAR;
```

## 2.2.61 WORD

A WORD is a 16-bit unsigned integer (range: 0 through 65535 decimal). Because a WORD is unsigned, its first bit (Most Significant Bit (MSB)) is not reserved for signing.

This type is declared as follows:

```
typedef unsigned short WORD, *PWORD, *LPWORD;
```

## 2.3 Common Data Structures

This section contains common data structures that are defined in either C, C++, or ABNF.

### 2.3.1 EVENT\_DESCRIPTOR

The EVENT\_DESCRIPTOR structure specifies the metadata that defines an event.

```
typedef struct _EVENT_DESCRIPTOR {
    USHORT Id;
    UCHAR Version;
    UCHAR Channel;
    UCHAR Level;
    UCHAR Opcode;
    USHORT Task;
    ULONGLONG Keyword;
} EVENT_DESCRIPTOR,
*PEVENT_DESCRIPTOR,
*PCEVENT_DESCRIPTOR;
```

**Id:** The event identifier.

**Version:** The version of the event, which indicates a revision to the event definition. The Version and Id members uniquely identify the event within the scope of a provider.

**Channel:** Defines the audience for the event (for example, administrator or developer).

**Level:** Specifies the severity or level of detail included in the event (for example, informational or fatal).

**Opcode:** Identifies a step in a sequence of operations being performed within a Task.

**Task:** Identifies a larger unit of work within an application or component (broader in scope than the Opcode).

**Keyword:** A bitmask that specifies a logical group of related events. Each bit corresponds to one group. An event can belong to one or more groups. The keyword can contain one or more provider-defined keywords, standard keywords, or both.

This structure represents an event defined in a manifest and is included in the EVENT\_HEADER structure.

### 2.3.2 EVENT\_HEADER

The EVENT\_HEADER structure defines the main parameters of an event.

```
typedef struct _EVENT_HEADER {
    USHORT Size;
    USHORT HeaderType;
    USHORT Flags;
    USHORT EventProperty;
    ULONG ThreadId;
    ULONG ProcessId;
    LARGE_INTEGER TimeStamp;
    GUID ProviderId;
    EVENT_DESCRIPTOR EventDescriptor;
    union {
        struct {
            ULONG KernelTime;
            ULONG UserTime;
        };
        ULONG64 ProcessorTime;
    };
    GUID ActivityId;
} EVENT_HEADER;
```

\*PEVENT\_HEADER;

**Size:** Size of the event record, in bytes.

**HeaderType:** Reserved.

**Flags:** Flags that provide information about the event such as the type of session it was logged to and whether the event contains extended data. This member can contain one or more of the following flags.

Value	Meaning
EVENT_HEADER_FLAG_EXTENDED_INFO	The ExtendedData member of the event record contains data.
EVENT_HEADER_FLAG_PRIVATE_SESSION	The event was logged to a private session.
EVENT_HEADER_FLAG_STRING_ONLY	The event data is a null-terminated Unicode string.
EVENT_HEADER_FLAG_TRACE_MESSAGE	The provider used an implementation-specific trace message function to log the event. Typically indicates that the event was written by the Windows software trace preprocessor.
EVENT_HEADER_FLAG_NO_CPUTIME	Indicates that elapsed execution time was not recorded; the <b>ProcessorTime</b> member can be used to determine the elapsed execution time.
EVENT_HEADER_FLAG_32_BIT_HEADER	Indicates that the provider was running on a 32-bit computer or in a WOW64 session.
EVENT_HEADER_FLAG_64_BIT_HEADER	Indicates that the provider was running on a 64-bit computer.
EVENT_HEADER_FLAG_DECODE_GUID	Indicates that the ProviderId member of the event record is a decode GUID rather than a control GUID.<2>
EVENT_HEADER_FLAG_CLASSIC_HEADER	Indicates that provider used a trace event function to log the event.
EVENT_HEADER_FLAG_PROCESSOR_INDEX	If this flag is set, the identifier for the CPU that logged the event MUST be accessed using the ProcessorIndex member of the BufferContext member of the event record.  If this flag is not set, the identifier for the CPU that logged the event MUST be read from the ProcessorNumber member of the BufferContext member of the event record.<3>

**EventProperty:** Indicates the source to use for parsing the event data.

Value	Meaning
EVENT_HEADER_PROPERTY_XML	Indicates that you need a manifest to parse the event data.
EVENT_HEADER_PROPERTY_FORWARDED_XML	Indicates that the event data contains within itself a fully rendered XML description of the data, so you do not need a manifest to parse the event data.
EVENT_HEADER_PROPERTY_LEGACY_EVENTLOG	Indicates that you need a WMI MOF class to parse the event data.

**ThreadId:** Identifies the thread that generated the event.

**ProcessId:** Identifies the process that generated the event.

**TimeStamp:** Contains the time that the event occurred. The resolution is system time unless the **ProcessTraceMode** member of `EVENT_TRACE_LOGFILE` contains the `PROCESS_TRACE_MODE_RAW_TIMESTAMP` flag, in which case the resolution depends on the value of the **Wnode.ClientContext** member of `EVENT_TRACE_PROPERTIES` at the time the controller created the session.

**ProviderId:** GUID that uniquely identifies the provider that logged the event.

**EventDescriptor:** Defines information about the event such as the event identifier and severity level.

**KernelTime:** Elapsed execution time for kernel-mode instructions, in CPU time units. For private sessions, the value in the **ProcessorTime** member can be used instead.

**UserTime:** Elapsed execution time for user-mode instructions, in CPU time units. For private sessions, the value in the **ProcessorTime** member can be used instead.

**ProcessorTime:** For private sessions, the elapsed execution time for user-mode instructions, in CPU ticks.

**ActivityId:** Identifier that relates two events.

The **KernelTime** and **UserTime** members can be used to determine the CPU cost in units for a set of instructions (the values indicate the CPU usage charged to that thread at the time of logging). For example, if Event A and Event B are consecutively logged by the same thread and they have CPU usage numbers 150 and 175, then the activity that was performed by that thread between events A and B cost 25 CPU time units (175 – 150).

### 2.3.3 FILETIME

The `FILETIME` structure is a 64-bit value that represents the number of 100-nanosecond intervals that have elapsed since January 1, 1601, Coordinated Universal Time (UTC).

```
typedef struct _FILETIME {
    DWORD dwLowDateTime;
    DWORD dwHighDateTime;
} FILETIME,
*PFILETIME,
*LPCFILETIME;
```

**dwLowDateTime:** A 32-bit unsigned integer that contains the low-order bits of the file time.

**dwHighDateTime:** A 32-bit unsigned integer that contains the high-order bits of the file time.

### 2.3.4 GUID and UUID

A GUID, also known as a UUID, is a 16-byte structure, intended to serve as a unique identifier for an object. There are three representations of a GUID, as described in the following sections.

#### 2.3.4.1 GUID--RPC IDL representation

The following structure is an IDL representation of GUID equivalent to and compatible with a DCE UUID ([C706] section A.1) according to the following mappings.

```
typedef struct _GUID {
    unsigned long Data1;
    unsigned short Data2;
    unsigned short Data3;
    byte Data4[8];
}
```

```

} GUID,
  UUID,
  *PGUID;

```

**Data1:** This member is generally treated as an opaque value. This member is equivalent to the `time_low` field of a DCE UUID ([C706] section A.1).

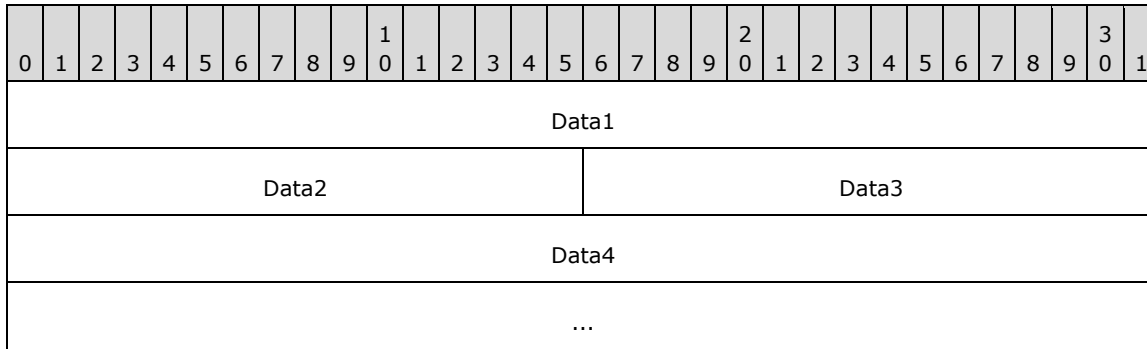
**Data2:** This member is generally treated as an opaque value. This member is equivalent to the `time_mid` field of a DCE UUID ([C706] section A.1).

**Data3:** This member is generally treated as an opaque value. This member is equivalent to the `time_hi_and_version` field of a DCE UUID ([C706] section A.1).

**Data4:** This array is generally treated as a sequence of opaque values. This member is equivalent to the following sequence of fields of a DCE UUID ([C706] section A.1) in this order: `clock_seq_hi_and_reserved`, `clock_seq_low`, and the sequence of bytes in the node field.

### 2.3.4.2 GUID--Packet Representation

The packet version is used within block protocols. The following diagram represents a GUID as an opaque sequence of bytes.



**Data1 (4 bytes):** The value of the **Data1** member (section 2.3.4), in little-endian byte order.

**Data2 (2 bytes):** The value of the **Data2** member (section 2.3.4), in little-endian byte order.

**Data3 (2 bytes):** The value of the **Data3** member (section 2.3.4), in little-endian byte order.

**Data4 (8 bytes):** The value of the **Data4** member (section 2.3.4), in little-endian byte order.

### 2.3.4.3 GUID--Curly Braced String Representation

The curly braced GUID string representation is a format commonly used for a string representation of the GUID type (as specified in section 2.3.4.1) is described by the following ABNF syntax, as specified in [RFC5234].

```

CurlyBraceGuidIdString = "{" UUID "}"

```

Where `UUID` represents the string form of a UUID, as specified in [RFC4122] section 3. The non-terminal symbol `CurlyBraceGuidIdString` represents (that is, generates) strings that satisfy the definition of curly braced GUID string.

By way of illustration, the UUID string specified in [RFC4122] section 3 as an example would have the following representation as a curly braced GUID string.



```
{f81d4fae-7dec-11d0-a765-00a0c91e6bf6}
```

### 2.3.5 LARGE\_INTEGER

The LARGE\_INTEGER structure is used to represent a 64-bit signed integer value.

```
typedef struct _LARGE_INTEGER {  
    signed __int64 QuadPart;  
} LARGE_INTEGER,  
*PLARGE_INTEGER;
```

### 2.3.6 LCID

A language code identifier structure is stored as a DWORD. The lower word contains the language identifier, and the upper word contains both the sorting identifier (ID) and a reserved value. For additional details about the structure and possible values, see [MS-LCID].

This type is declared as follows:

```
typedef DWORD LCID;
```

### 2.3.7 LUID

The LUID structure is 64-bit value guaranteed to be unique only on the system on which it was generated. The uniqueness of a locally unique identifier (LUID) is guaranteed only until the system is restarted.

```
typedef struct _LUID {  
    DWORD LowPart;  
    LONG HighPart;  
} LUID,  
*PLUID;
```

**LowPart:** The low-order bits of the structure.

**HighPart:** The high-order bits of the structure.

### 2.3.8 MULTI\_SZ

The MULTI\_SZ structure defines an implementation-specific<4> type that contains a sequence of null-terminated strings, terminated by an empty string (\0) so that the last two characters are both null terminators.

```
typedef struct _MULTI_SZ {  
    wchar_t* Value;  
    DWORD nChar;  
} MULTI_SZ;
```

**Value:** A data buffer, which is a string literal containing multiple null-terminated strings serially.

**nChar:** The length, in characters, including the two terminating nulls.

### 2.3.9 OBJECT\_TYPE\_LIST

The OBJECT\_TYPE\_LIST structure identifies an object type element in a hierarchy of object types. The Access Check Algorithm Pseudocode functions (section 2.5.3.2) use an array of OBJECT\_TYPE\_LIST structures to define a hierarchy of an object and its sub-objects, such as property sets and properties.

```
typedef struct _OBJECT_TYPE_LIST {
    WORD Level;
    ACCESS_MASK Remaining;
    GUID* ObjectType;
} OBJECT_TYPE_LIST,
*POBJECT_TYPE_LIST;
```

**Level:** Specifies the level of the object type in the hierarchy of an object and its sub-objects. Level zero indicates the object itself. Level one indicates a sub-object of the object, such as a property set. Level two indicates a sub-object of the level one sub-object, such as a property. There can be a maximum of five levels numbered zero through four.

Value	Meaning
ACCESS_OBJECT_GUID 0x0	Indicates the object itself at level zero.
ACCESS_PROPERTY_SET_GUID 0x1	Indicates a property set at level one.
ACCESS_PROPERTY_GUID 0x2	Indicates a property at level two.
ACCESS_MAX_LEVEL 0x4	Maximum level.

**Remaining:** Remaining access bits for this element, used by the access check algorithm, as specified in section 2.5.3.2.

**ObjectType:** A pointer to the GUID for the object or sub-object.

### 2.3.10 RPC\_UNICODE\_STRING

The RPC\_UNICODE\_STRING structure specifies a Unicode string. This structure is defined in IDL as follows:

```
typedef struct _RPC_UNICODE_STRING {
    unsigned short Length;
    unsigned short MaximumLength;
    [size_is(MaximumLength/2), length_is(Length/2)]
    WCHAR* Buffer;
} RPC_UNICODE_STRING,
*PRPC_UNICODE_STRING;
```

**Length:** The length, in bytes, of the string pointed to by the **Buffer** member. The length MUST be a multiple of 2. The length MUST equal the entire size of the buffer.

**MaximumLength:** The maximum size, in bytes, of the string pointed to by **Buffer**. The size MUST be a multiple of 2. If not, the size MUST be decremented by 1 prior to use. This value MUST not be less than **Length**.

**Buffer:** A pointer to a string buffer. The string pointed to by the buffer member MUST NOT include a terminating null character.

### 2.3.11 SERVER\_INFO\_100

The SERVER\_INFO\_100 structure contains information about the specified server, including the name and platform.

```
typedef struct _SERVER_INFO_100 {
    DWORD sv100_platform_id;
    [string] wchar_t* sv100_name;
} SERVER_INFO_100,
*PSERVER_INFO_100,
*LPSERVER_INFO_100;
```

**sv100\_platform\_id:** Specifies the information level to use for platform-specific information.

Name	Value
PLATFORM_ID_DOS	300
PLATFORM_ID_OS2	400
PLATFORM_ID_NT	500
PLATFORM_ID_OSF	600
PLATFORM_ID_VMS	700

**sv100\_name:** A pointer to a null-terminated Unicode UTF-16 Internet host name or NetBIOS host name of a server.

### 2.3.12 SERVER\_INFO\_101

The SERVER\_INFO\_101 structure contains information about the specified server, including the name, platform, type of server, and associated software.

```
typedef struct _SERVER_INFO_101 {
    DWORD sv101_platform_id;
    [string] wchar_t* sv101_name;
    DWORD sv101_version_major;
    DWORD sv101_version_minor;
    DWORD sv101_version_type;
    [string] wchar_t* sv101_comment;
} SERVER_INFO_101,
*PSERVER_INFO_101,
*LPSERVER_INFO_101;
```

**sv101\_platform\_id:** Specifies the information level to use for platform-specific information.

Name	Value
PLATFORM_ID_DOS	300
PLATFORM_ID_OS2	400
PLATFORM_ID_NT	500

Name	Value
PLATFORM_ID_OSF	600
PLATFORM_ID_VMS	700

**sv101\_name:** A pointer to a null-terminated Unicode UTF-16 Internet host name or NetBIOS host name of a server.

**sv101\_version\_major:** Specifies the major release version number of the operating system. The server MUST set this field to an implementation-specific major release version number that corresponds to the host operating system as specified in the following table.

Operating System	Major version
Windows NT 4.0 operating system	4
Windows 2000 operating system	5
Windows XP operating system	5
Windows Server 2003 operating system	5
Windows Vista operating system	6
Windows Server 2008 operating system	6
Windows Server 2008 R2 operating system	6

**sv101\_version\_minor:** Specifies the minor release version number of the operating system. The server MUST set this field to an implementation-specific minor release version number that corresponds to the host operating system as specified in the following table.

Operating System	Minor version
Windows NT 4.0	0
Windows 2000	0
Windows XP	1
Windows Server 2003	2
Windows Vista	0
Windows Server 2008	0
Windows Server 2008 R2	1

**sv101\_version\_type:** The sv101\_version\_type field specifies the SV\_TYPE flags, which indicate the software services that are available (but not necessarily running) on the server. This member MUST be a combination of one or more of the following values.

Constant/Value	Description
SV_TYPE_WORKSTATION 0x00000001	A server running the WorkStation Service.
SV_TYPE_SERVER 0x00000002	A server running the Server Service.

<b>Constant/Value</b>	<b>Description</b>
SV_TYPE_SQLSERVER 0x00000004	A server running SQL Server.
SV_TYPE_DOMAIN_CTRL 0x00000008	A primary domain controller.
SV_TYPE_DOMAIN_BAKCTRL 0x00000010	A backup domain controller.
SV_TYPE_TIME_SOURCE 0x00000020	A server is available as a time source for network time synchronization.
SV_TYPE_AFP 0x00000040	An Apple File Protocol server.
SV_TYPE_NOVELL 0x00000080	A Novell server.
SV_TYPE_DOMAIN_MEMBER 0x00000100	A LAN Manager 2.x domain member.
SV_TYPE_PRINTQ_SERVER 0x00000200	A server sharing print queue.
SV_TYPE_DIALIN_SERVER 0x00000400	A server running a dial-in service.
SV_TYPE_XENIX_SERVER 0x00000800	A Xenix server.
SV_TYPE_NT 0x00001000	Windows Server 2003, Windows XP, Windows 2000, or Windows NT operating system.
SV_TYPE_WFW 0x00002000	A server running Windows for Workgroups.
SV_TYPE_SERVER_MFPN 0x00004000	Microsoft File and Print for NetWare.
SV_TYPE_SERVER_NT 0x00008000	Windows Server 2003, Windows 2000 Server operating system, or a server that is not a domain controller.
SV_TYPE_POTENTIAL_BROWSER 0x00010000	A server that can run the browser service.
SV_TYPE_BACKUP_BROWSER 0x00020000	A server running a browser service as backup.
SV_TYPE_MASTER_BROWSER 0x00040000	A server running the master browser service.
SV_TYPE_DOMAIN_MASTER 0x00080000	A server running the domain master browser.
SV_TYPE_WINDOWS 0x00400000	Windows Millennium Edition operating system, Windows 98 operating system, or Windows 95.

Constant/Value	Description
SV_TYPE_TERMINALSERVER 0x02000000	Terminal Server.
SV_TYPE_CLUSTER_VS_NT 0x04000000	Cluster virtual servers available in the domain.
SV_TYPE_LOCAL_LIST_ONLY 0x40000000	Servers maintained by the browser.
SV_TYPE_DOMAIN_ENUM 0x80000000	Primary domain.
SV_TYPE_ALL 0xFFFFFFFF	All servers.

**sv101\_comment:** A pointer to a null-terminated Unicode UTF-16 string that specifies a comment that describes the server.

### 2.3.13 SYSTEMTIME

The SYSTEMTIME structure is a date and time, in Coordinated Universal Time (UTC), represented by using individual WORD-sized structure members for the month, day, year, day of week, hour, minute, second, and millisecond.

```
typedef struct _SYSTEMTIME {
    WORD wYear;
    WORD wMonth;
    WORD wDayOfWeek;
    WORD wDay;
    WORD wHour;
    WORD wMinute;
    WORD wSecond;
    WORD wMilliseconds;
} SYSTEMTIME,
*PSYSTEMTIME;
```

### 2.3.14 UINT128

The UINT128 structure is intended to hold 128-bit unsigned integers, such as an IPv6 destination address.

```
typedef struct _UINT128 {
    UINT64 lower;
    UINT64 upper;
} UINT128,
*PUINT128;
```

### 2.3.15 ULARGE\_INTEGER

The ULARGE\_INTEGER structure is used to represent a 64-bit unsigned integer value.

```
typedef struct _ULARGE_INTEGER {
    unsigned __int64 QuadPart;
} ULARGE_INTEGER,
```

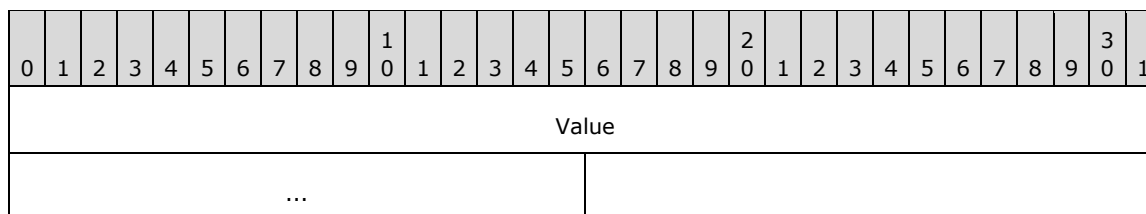
\*PULARGE\_INTEGER;

## 2.4 Constructed Security Types

The following types are used to specify structures that are specific to the Windows security model.

### 2.4.1 SID\_IDENTIFIER\_AUTHORITY

The SID\_IDENTIFIER\_AUTHORITY structure represents the top-level authority of a security identifier (SID).



**Value (6 bytes):** An array of six 8-bit unsigned integers that specify the top-level authority of a SID, RPC\_SID, and LSAPR\_SID\_INFORMATION.

The identifier authority value identifies the domain security authority that issued the SID. The following identifier authorities are predefined for wire traffic.

Identifier Authority	Meaning
NULL_SID_AUTHORITY {0x00, 0x00, 0x00, 0x00, 0x00, 0x00}	Specifies the <b>NULL</b> SID authority. It defines only the <b>NULL</b> well-known-SID: S-1-0-0.
WORLD_SID_AUTHORITY {0x00, 0x00, 0x00, 0x00, 0x00, 0x01}	Specifies the World SID authority. It only defines the <b>Everyone</b> well-known-SID: S-1-1-0.
LOCAL_SID_AUTHORITY {0x00, 0x00, 0x00, 0x00, 0x00, 0x02}	Specifies the Local SID authority. It defines only the <b>Local</b> well-known-SID: S-1-2-0.
CREATOR_SID_AUTHORITY {0x00, 0x00, 0x00, 0x00, 0x00, 0x03}	Specifies the Creator SID authority. It defines the <b>Creator Owner</b> , <b>Creator Group</b> , and <b>Creator Owner Server</b> well-known-SIDs: S-1-3-0, S-1-3-1, and S-1-3-2. These SIDs are used as placeholders in an access control list (ACL) and are replaced by the user, group, and machine SIDs of the security principal.
NON_UNIQUE_AUTHORITY {0x00, 0x00, 0x00, 0x00, 0x00, 0x04}	Not used.
SECURITY_NT_AUTHORITY {0x00, 0x00, 0x00, 0x00, 0x00, 0x05}	Specifies the Windows NT security subsystem SID authority. It defines all other SIDs in the forest.
SECURITY_APP_PACKAGE_AUTHORITY {0x00, 0x00, 0x00, 0x00, 0x00, 0x0F}	Specifies the application package authority. It defines application capability SIDs.
SECURITY_MANDATORY_LABEL_AUTHORITY {0x00, 0x00, 0x00, 0x00, 0x00, 0x10}	Specifies the Mandatory label authority. It defines the integrity level SIDs.
SECURITY_SCOPED_POLICY_ID_AUTHORITY {0x00, 0x00, 0x00, 0x00, 0x00, 0x11}	Specifies the Scoped Policy Authority. It defines all other scoped policy SIDs in the forest.<5>

Identifier Authority	Meaning
SECURITY_AUTHENTICATION_AUTHORITY {0x00, 0x00, 0x00, 0x00, 0x00, 0x12}	Specifies the authentication authority asserting the client's identity. It defines only the following well-known SIDs: S-1-18-1, and S-1-18-2.<6>

### 2.4.1.1 RPC\_SID\_IDENTIFIER\_AUTHORITY

The `RPC_SID_IDENTIFIER_AUTHORITY` structure is a representation of a security identifier (SID) authority, as specified by the `SID_IDENTIFIER_AUTHORITY` structure. This structure is defined in IDL as follows.

```
typedef struct _RPC_SID_IDENTIFIER_AUTHORITY {
    byte Value[6];
} RPC_SID_IDENTIFIER_AUTHORITY;
```

For individual member semantics of the `SID_IDENTIFIER_AUTHORITY` structure, see section 2.4.1.

### 2.4.2 SID

A security identifier (SID) uniquely identifies a security principal. Each security principal has a unique SID that is issued by a security agent. The agent can be a Windows local system or domain. The agent generates the SID when the security principal is created. The SID can be represented as a character string or as a structure. When represented as strings, for example in documentation or logs, SIDs are expressed as follows:

```
S-1-IdentifierAuthority-SubAuthority1-SubAuthority2-...-SubAuthorityn
```

The top-level issuer is the authority. Each issuer specifies, in an implementation-specific manner, how many integers identify the next issuer.

A newly created account store is assigned a 96-bit identifier (a cryptographic strength (pseudo) random number).

A newly created security principal in an account store is assigned a 32-bit identifier that is unique within the store.

The last item in the series of **SubAuthority** values is known as the **relative identifier (RID)**. Differences in the **RID** are what distinguish the different SIDs generated within a domain.

Consumers of SIDs SHOULD NOT rely on anything more than that the SID has the appropriate structure.

The formal string syntax is given in section 2.4.2.1.

The packet representation of the SID structure used by block protocols is defined in section 2.4.2.2.

The RPC marshaled version of the SID structure is defined in section 2.4.2.3.

#### 2.4.2.1 SID String Format Syntax

The SID string format syntax, a format commonly used for a string representation of the SID type (as specified in section 2.4.2), is described by the following ABNF syntax, as specified in [RFC5234].



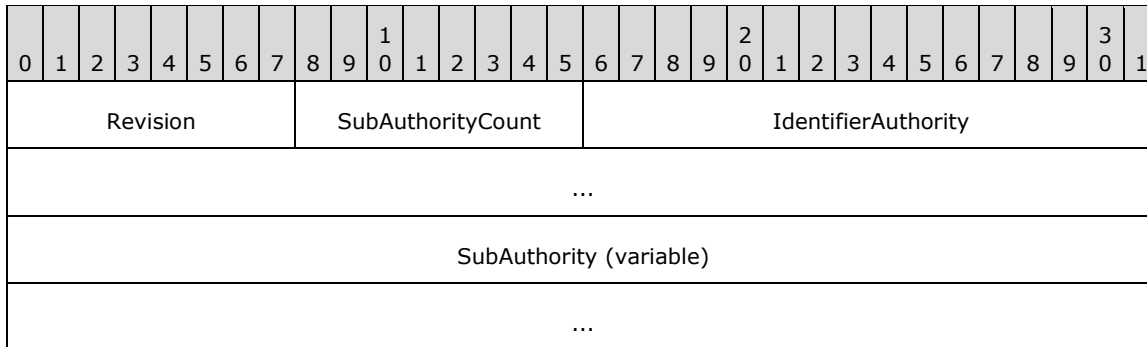
```

SID= "S-1-" IdentifierAuthority 1*SubAuthority
IdentifierAuthority= IdentifierAuthorityDec / IdentifierAuthorityHex
; If the identifier authority is < 2^32, the
; identifier authority is represented as a decimal
; number
; If the identifier authority is >= 2^32,
; the identifier authority is represented in
; hexadecimal
IdentifierAuthorityDec = 1*10DIGIT
; IdentifierAuthorityDec, top level authority of a
; security identifier is represented as a decimal number
IdentifierAuthorityHex = "0x" 12HEXDIG
; IdentifierAuthorityHex, the top-level authority of a
; security identifier is represented as a hexadecimal number
SubAuthority= "-" 1*10DIGIT
; Sub-Authority is always represented as a decimal number
; No leading "0" characters are allowed when IdentifierAuthority
; or SubAuthority is represented as a decimal number
; All hexadecimal digits must be output in string format,
; pre-pended by "0x"

```

### 2.4.2.2 SID--Packet Representation

This is a packet representation of the SID type (as specified in section 2.4.2) for use by block protocols. Multiple-byte fields are transmitted on the wire with an endianness specified by the protocol in question.



**Revision (1 byte):** An 8-bit unsigned integer that specifies the revision level of the SID. This value MUST be set to 0x01.

**SubAuthorityCount (1 byte):** An 8-bit unsigned integer that specifies the number of elements in the **SubAuthority** array. The maximum number of elements allowed is 15.

**IdentifierAuthority (6 bytes):** A SID\_IDENTIFIER\_AUTHORITY structure that indicates the authority under which the SID was created. It describes the entity that created the SID. The Identifier Authority value {0,0,0,0,0,5} denotes SIDs created by the NT SID authority.

**SubAuthority (variable):** A variable length array of unsigned 32-bit integers that uniquely identifies a principal relative to the **IdentifierAuthority**. Its length is determined by **SubAuthorityCount**.

### 2.4.2.3 RPC\_SID

The RPC\_SID structure is an IDL representation of the SID type (as specified in section 2.4.2) for use by RPC-based protocols.

```
typedef struct _RPC_SID {
```

```

unsigned char Revision;
unsigned char SubAuthorityCount;
RPC_SID_IDENTIFIER_AUTHORITY IdentifierAuthority;
[size_is(SubAuthorityCount)] unsigned long SubAuthority[];
} RPC_SID,
*PRPC_SID,
*PSID;

```

**Revision:** An 8-bit unsigned integer that specifies the revision level of the SID. This value MUST be set to 0x01.

**SubAuthorityCount:** An 8-bit unsigned integer that specifies the number of elements in the **SubAuthority** array. The maximum number of elements allowed is 15.

**IdentifierAuthority:** An RPC\_SID\_IDENTIFIER\_AUTHORITY structure that indicates the authority under which the SID was created. It describes the entity that created the SID. The Identifier Authority value {0,0,0,0,0,5} denotes SIDs created by the NT SID authority.

**SubAuthority:** A variable length array of unsigned 32-bit integers that uniquely identifies a principal relative to the **IdentifierAuthority**. Its length is determined by **SubAuthorityCount**.

#### 2.4.2.4 Well-Known SID Structures

Well-known SID structures are a group of SIDs that identify generic users or generic groups. Their values remain constant across all operating systems.

The *<root-domain>* identifier represents the three sub-authority values associated with the root domain, which is the first domain that is created in an Active Directory forest infrastructure. The *<domain>* identifier represents the three sub-authority values associated with any domain, and the *<machine>* identifier represents the three sub-authority values associated with a specific machine. Root domain-based groups like the Enterprise and Schema administrators have forestwide permissions.

For example, given a SID defined in the table below as S-1-5-21-*<domain>*-513, and the actual instance of the domain having the three sub authority values of 1, 2, and 3:

**S-1:** Indicates a revision or version 1 SID.

**5:** SECURITY\_NT\_AUTHORITY, indicates it's a Windows specific SID.

**21:** SECURITY\_NT\_NON\_UNIQUE, indicates a domain id will follow.

**1-2-3:** The next three **SubAuthority** arrays contain 32-bit random numbers to uniquely identify the domain.

**RID:** Indicates a unique object ID within the domain.

The actual constructed SID would be S-1-5-21-1-2-3-513.

For SID patterns see [MS-PAC] section 4.1.2.2.

For more information see [MSFT-WellKnownSIDs].

The following table lists well-known SID structure values and their matching descriptions.

Constant/value	Description
NULL S-1-0-0	No Security principal. Used when the SID is unknown.

<b>Constant/value</b>	<b>Description</b>
EVERYONE S-1-1-0	WORLD. A group that includes all users.
LOCAL S-1-2-0	A group that includes all users who have physically logged on locally.
CONSOLE_LOGON S-1-2-1	A group that includes users who are logged on to the physical console. This SID can be used to implement security policies that grant different rights based on whether a user has been granted physical access to the console.<7>
CREATOR_AUTHORITY S-1-3	A group with creator authority.
CREATOR_OWNER S-1-3-0	A placeholder in an inheritable access control entry (ACE). When the ACE is inherited, the system replaces this SID with the SID for the object's creator.
CREATOR_GROUP S-1-3-1	A placeholder in an inheritable ACE. When the ACE is inherited, the system replaces this SID with the SID for the primary group of the object's creator.
OWNER_SERVER S-1-3-2	A placeholder in an inheritable ACE. When the ACE is inherited, the system replaces this SID with the SID for the object's owner server.<8>
GROUP_SERVER S-1-3-3	A placeholder in an inheritable ACE. When the ACE is inherited, the system replaces this SID with the SID for the object's group server.<9>
OWNER_RIGHTS S-1-3-4	A group that represents the current owner of the object. When an ACE that carries this SID is applied to an object, the system ignores the implicit READ_CONTROL and WRITE_DAC permissions for the object owner.
NT_AUTHORITY S-1-5	A SID containing only the SECURITY_NT_AUTHORITY identifier authority.
DIALUP S-1-5-1	A group that includes all users who have logged on through a dial-up connection.
NETWORK S-1-5-2	A group that includes all users who have logged on through a network connection.
BATCH S-1-5-3	A group that includes all users who have logged on through a batch queue facility.
INTERACTIVE S-1-5-4	A group that includes all users who have logged on interactively.
LOGON_ID S-1-5-5-x-y	A logon session. The X and Y values for these SIDs are different for each logon session and are recycled when the operating system is

Constant/value	Description
	restarted.
SERVICE S-1-5-6	A group that includes all security principals that have logged on as a service.
ANONYMOUS S-1-5-7	A group that represents an anonymous logon.
PROXY S-1-5-8	Identifies a SECURITY_NT_AUTHORITY Proxy.<10>
ENTERPRISE_DOMAIN_CONTROLLERS S-1-5-9	A group that includes all domain controllers in a forest that uses an Active Directory directory service.
PRINCIPAL_SELF S-1-5-10	A placeholder in an inheritable ACE on an account object or group object in Active Directory. When the ACE is inherited, the system replaces this SID with the SID for the security principal that holds the account.
AUTHENTICATED_USERS S-1-5-11	A group that includes all users whose identities were authenticated when they logged on. Users authenticated as Guest or Anonymous are not members of this group.<11>
RESTRICTED_CODE S-1-5-12	This SID is used to control access by untrusted code. ACL validation against tokens with RC consists of two checks, one against the token's normal list of SIDs and one against a second list (typically containing RC - the "RESTRICTED_CODE" token - and a subset of the original token SIDs). Access is granted only if a token passes both tests. Any ACL that specifies RC must also specify WD - the "EVERYONE" token. When RC is paired with WD in an ACL, a superset of "EVERYONE", including untrusted code, is described.
TERMINAL_SERVER_USER S-1-5-13	A group that includes all users who have logged on to a Terminal Services server.
REMOTE_INTERACTIVE_LOGON S-1-5-14	A group that includes all users who have logged on through a terminal services logon.
THIS_ORGANIZATION S-1-5-15	A group that includes all users from the same organization. If this SID is present, the OTHER_ORGANIZATION SID MUST NOT be present.<12>
IUSR S-1-5-17	An account that is used by the default Internet Information Services (IIS) user.
LOCAL_SYSTEM S-1-5-18	An account that is used by the operating system.
LOCAL_SERVICE S-1-5-19	A local service account.

Constant/value	Description
NETWORK_SERVICE S-1-5-20	A network service account.
COMPOUNDED_AUTHENTICATION S-1-5-21-0-0-496	Device identity is included in the Kerberos service ticket. If a forest boundary was crossed, then claims transformation occurred.<13>
CLAIMS_VALID S-1-5-21-0-0-497	Claims were queried for in the account's domain, and if a forest boundary was crossed, then claims transformation occurred.<14>
ENTERPRISE_READONLY_DOMAIN_CONTROLLERS S-1-5-21-<root domain>-498	A universal group containing all read-only domain controllers in a forest.
ADMINISTRATOR S-1-5-21-<machine>-500	A user account for the system administrator. By default, it is the only user account that is given full control over the system.
GUEST S-1-5-21-<machine>-501	A user account for people who do not have individual accounts. This user account does not require a password. By default, the Guest account is disabled.
KRBTGT S-1-5-21-<domain>-502	A service account that is used by the Key Distribution Center (KDC) service.
DOMAIN_ADMINS S-1-5-21-<domain>-512	A global group whose members are authorized to administer the domain. By default, the DOMAIN_ADMINS group is a member of the Administrators group on all computers that have joined a domain, including the domain controllers. DOMAIN_ADMINS is the default owner of any object that is created by any member of the group.
DOMAIN_USERS S-1-5-21-<domain>-513	A global group that includes all user accounts in a domain.
DOMAIN_GUESTS S-1-5-21-<domain>-514	A global group that has only one member, which is the built-in Guest account of the domain.
DOMAIN_COMPUTERS S-1-5-21-<domain>-515	A global group that includes all clients and servers that have joined the domain.
DOMAIN_DOMAIN_CONTROLLERS S-1-5-21-<domain>-516	A global group that includes all domain controllers in the domain.
CERT_PUBLISHERS S-1-5-21-<domain>-517	A global group that includes all computers that are running an enterprise certification authority. Cert Publishers are authorized to publish certificates for User objects in Active Directory.
SCHEMA_ADMINISTRATORS S-1-5-21-<root-domain>-518	A universal group in a native-mode domain, or a global group in a mixed-mode domain. The group is authorized to make schema changes in Active Directory.

Constant/value	Description
ENTERPRISE_ADMINS S-1-5-21-<root-domain>-519	A universal group in a native-mode domain, or a global group in a mixed-mode domain. The group is authorized to make forestwide changes in Active Directory, such as adding child domains.
GROUP_POLICY_CREATOR_OWNERS S-1-5-21-<domain>-520	A global group that is authorized to create new Group Policy Objects in Active Directory.
READONLY_DOMAIN_CONTROLLERS S-1-5-21-<domain>-521	A global group that includes all read-only domain controllers.
CLONEABLE_CONTROLLERS S-1-5-21-<domain>-522	A global group that includes all domain controllers in the domain that can be cloned.
PROTECTED_USERS S-1-5-21-<domain>-525	A global group that is afforded additional protections against authentication security threats.<15> For more information, see [MS-APDS] and [MS-KILE].
KEY_ADMINS S-1-5-21-<domain>-526	A security group for delegated write access on the msdsKeyCredentialLink attribute only. The group is intended for use in scenarios where trusted external authorities (for example, Active Directory Federated Services) are responsible for modifying this attribute. Only trusted administrators should be made a member of this group.<16>
ENTERPRISE_KEY_ADMINS S-1-5-21-<domain>-527	A security group for delegated write access on the msdsKeyCredentialLink attribute only. The group is intended for use in scenarios where trusted external authorities (for example, Active Directory Federated Services) are responsible for modifying this attribute. Only trusted enterprise administrators should be made a member of this group.<17>
RAS_SERVERS S-1-5-21-<domain>-553	A domain local group for Remote Access Services (RAS) servers. By default, this group has no members. Servers in this group have Read Account Restrictions and Read Logon Information access to User objects in the Active Directory domain local group.
ALLOWED_RODC_PASSWORD_REPLICATION_GROUP S-1-5-21-<domain>-571	Members in this group can have their passwords replicated to all read-only domain controllers in the domain.<18>
DENIED_RODC_PASSWORD_REPLICATION_GROUP S-1-5-21-<domain>-572	Members in this group cannot have their passwords replicated to all read-only domain controllers in the domain.<19>
BUILTIN_ADMINISTRATORS S-1-5-32-544	A built-in group. After the initial installation of the operating system, the only member of the group is the Administrator account. When a computer joins a domain, the Domain Administrators group is added to the Administrators group. When a server becomes a domain controller, the Enterprise Administrators group also is added to the

Constant/value	Description
	Administrators group.
BUILTIN_USERS S-1-5-32-545	A built-in group. After the initial installation of the operating system, the only member is the Authenticated Users group. When a computer joins a domain, the Domain Users group is added to the Users group on the computer.
BUILTIN_GUESTS S-1-5-32-546	A built-in group. The Guests group allows users to log on with limited privileges to a computer's built-in Guest account.
POWER_USERS S-1-5-32-547	<p>A built-in group. Power users can perform the following actions:</p> <ul style="list-style-type: none"> <li>▪ Create local users and groups.</li> <li>▪ Modify and delete accounts that they have created.</li> <li>▪ Remove users from the Power Users, Users, and Guests groups.</li> <li>▪ Install programs.</li> <li>▪ Create, manage, and delete local printers.</li> <li>▪ Create and delete file shares.</li> </ul>
ACCOUNT_OPERATORS S-1-5-32-548	A built-in group that exists only on domain controllers. Account Operators have permission to create, modify, and delete accounts for users, groups, and computers in all containers and organizational units of Active Directory except the Built-in container and the Domain Controllers OU. Account Operators do not have permission to modify the Administrators and Domain Administrators groups, nor do they have permission to modify the accounts for members of those groups.
SERVER_OPERATORS S-1-5-32-549	<p>A built-in group that exists only on domain controllers. Server Operators can perform the following actions:</p> <ul style="list-style-type: none"> <li>▪ Log on to a server interactively.</li> <li>▪ Create and delete network shares.</li> <li>▪ Start and stop services.</li> <li>▪ Backup and restore files.</li> <li>▪ Format the hard disk of a computer.</li> <li>▪ Shut down the computer.</li> </ul>
PRINTER_OPERATORS S-1-5-32-550	A built-in group that exists only on domain controllers. Print Operators can manage printers and document queues.

<b>Constant/value</b>	<b>Description</b>
BACKUP_OPERATORS S-1-5-32-551	A built-in group. Backup Operators can back up and restore all files on a computer, regardless of the permissions that protect those files.
REPLICATOR S-1-5-32-552	A built-in group that is used by the File Replication Service (FRS) on domain controllers.
ALIAS_PREW2KCOMPACC S-1-5-32-554	Builtin\Pre-Windows 2000 Compatible Access. A backward compatibility group that allows read access on all users and groups in the domain.<20>
REMOTE_DESKTOP S-1-5-32-555	An alias. Members of this group are granted the right to log on remotely.<21>
NETWORK_CONFIGURATION_OPS S-1-5-32-556	An alias. Members of this group can have some administrative privileges to manage configuration of networking features.<22>
INCOMING_FOREST_TRUST_BUILDERS S-1-5-32-557	An alias. Members of this group can create incoming, one-way trusts to this forest.<23>
PERFMON_USERS S-1-5-32-558	An alias. Members of this group have remote access to monitor this computer.<24>
PERFLOG_USERS S-1-5-32-559	An alias. Members of this group have remote access to schedule the logging of performance counters on this computer.<25>
WINDOWS_AUTHORIZATION_ACCESS_GROUP S-1-5-32-560	An alias. Members of this group have access to the computed tokenGroupsGlobalAndUniversal attribute on User objects.<26>
TERMINAL_SERVER_LICENSE_SERVERS S-1-5-32-561	An alias. A group for Terminal Server License Servers.<27>
DISTRIBUTED_COM_USERS S-1-5-32-562	An alias. A group for COM to provide computer-wide access controls that govern access to all call, activation, or launch requests on the computer.<28>
IIS_IUSRS S-1-5-32-568	A built-in group account for IIS users.
CRYPTOGRAPHIC_OPERATORS S-1-5-32-569	A built-in group account for cryptographic operators.<29>
EVENT_LOG_READERS S-1-5-32-573	A built-in local group. Members of this group can read event logs from the local machine.<30>
CERTIFICATE_SERVICE_DCOM_ACCESS S-1-5-32-574	A built-in local group. Members of this group are allowed to connect to Certification Authorities in the enterprise.<31>
RDS_REMOTE_ACCESS_SERVERS S-1-5-32-575	Servers in this group enable users of RemoteApp programs and personal virtual desktops access to these resources. This



Constant/value	Description
	group needs to be populated on servers running RD Connection Broker. RD Gateway servers and RD Web Access servers used in the deployment need to be in this group.
RDS_ENDPOINT_SERVERS S-1-5-32-576	A group that enables member servers to run virtual machines and host sessions.
RDS_MANAGEMENT_SERVERS S-1-5-32-577	A group that allows members to access WMI resources over management protocols (such as WS-Management via the Windows Remote Management service).
HYPER_V_ADMINS S-1-5-32-578	A group that gives members access to all administrative features of Hyper-V.
ACCESS_CONTROL_ASSISTANCE_OPS S-1-5-32-579	A local group that allows members to remotely query authorization attributes and permissions for resources on the local computer.
REMOTE_MANAGEMENT_USERS S-1-5-32-580	Members of this group can access Windows Management Instrumentation (WMI) resources over management protocols (such as WS-Management [DMTF-DSP0226]). This applies only to WMI namespaces that grant access to the user.
STORAGE_REPLICA_ADMINS S-1-5-32-582	A local group that represents storage replica admins.
WRITE_RESTRICTED_CODE S-1-5-33	A SID that allows objects to have an ACL that lets any service process with a write-restricted token to write to the object.
NTLM_AUTHENTICATION S-1-5-64-10	A SID that is used when the NTLM authentication package authenticated the client.
SCHANNEL_AUTHENTICATION S-1-5-64-14	A SID that is used when the SChannel authentication package authenticated the client.
DIGEST_AUTHENTICATION S-1-5-64-21	A SID that is used when the Digest authentication package authenticated the client.
THIS_ORGANIZATION_CERTIFICATE S-1-5-65-1	A SID that indicates that the client's Kerberos service ticket's PAC contained a NTLM_SUPPLEMENTAL_CREDENTIAL structure (as specified in [MS-PAC] section 2.6.4). If the OTHER_ORGANIZATION SID is present, then this SID MUST NOT be present. <32>
NT_SERVICE S-1-5-80	An NT Service account prefix.
NT_SERVICE\ ALL SERVICES S-1-5-80-0	A group that includes all service processes that are configured on the system. Membership is controlled by the operating system.

Constant/value	Description
NT_SERVICE\DPS S-1-5-80-<DPS>	The Diagnostic Policy Service (DPS) SID is S-1-5-80-2970612574-78537857-698502321-558674196-1451644582. The SID gives the DPS service access to coordinate execution of diagnostics/troubleshooting/resolution. The Diagnostic Policy Service is a Win32 service that runs as NT AUTHORITY\LocalService in a shared process of svchost.exe.
NT SERVICE\WdiServiceHost S-1-5-80-<WdiServiceHost>	The WdiServiceHost SID is S-1-5-80-3139157870-2983391045-3678747466-658725712-1809340420. The Diagnostics Service Host (wdiservicehost) account is granted the SeSystemProfilePrivilege where it's added to the local SAM of the machine, picked up by SCE, then added to the GPTTMPL.INF. The WdiServiceHost service enables problem detection, troubleshooting, and resolution for Windows components. The SID gives the service access to run certain system diagnostic, troubleshooting, and resolution routines.
NT VIRTUAL MACHINE\Virtual Machines S-1-5-83-0	A built-in group. The group is created when the Hyper-V role is installed. Membership in the group is maintained by the Hyper-V Management Service (VMMS). Requires the Create Symbolic Links right (SeCreateSymbolicLinkPrivilege) and the Log on as a Service right (SeServiceLogonRight).
NT VIRTUAL MACHINE\Remote Virtual Machine S-1-5-83-1-dd-dd-dd-dd	The VM SID is only used for local access, while remote access uses the machine identity. S-1: Security ID revision level 1 5: The identifier-authority SECURITY_NT_AUTHORITY 83: First subauthority SECURITY_VIRTUALSERVER_ID_BASE_RID 1: Second subauthority SECURITY_VIRTUAL_MACHINE_RID dd: The last 4 values is the container ID There are a total of 6 subauthorities.
USER_MODE_DRIVERS S-1-5-84-0-0-0-0-0	Identifies a user-mode driver process.
Windows Manager\Windows Manager Group S-1-5-90-0	A built-in group that is used by the Desktop Windows Manager (DWM). DWM is a Windows service that manages information display for Windows applications. It is a pseudo group which all virtual accounts that are window managers get.
LOCAL_ACCOUNT S-1-5-113	A group that includes all users who are local accounts.<33>
LOCAL_ACCOUNT_AND_MEMBER_OF_ADMINISTRATORS_GROUP	A group that includes all users who are local

Constant/value	Description
S-1-5-114	accounts and members of the administrators group.<34>
OTHER_ORGANIZATION S-1-5-1000	A group that includes all users and computers from another organization. If this SID is present, THIS_ORGANIZATION SID MUST NOT be present.<35>
ALL_APP_PACKAGES S-1-15-2-1	All applications running in an app package context.
ML_UNTRUSTED S-1-16-0	An untrusted integrity level.
ML_LOW S-1-16-4096	A low integrity level.
ML_MEDIUM S-1-16-8192	A medium integrity level.
ML_MEDIUM_PLUS S-1-16-8448	A medium-plus integrity level.
ML_HIGH S-1-16-12288	A high integrity level.
ML_SYSTEM S-1-16-16384	A system integrity level.
ML_PROTECTED_PROCESS S-1-16-20480	A protected-process integrity level.
ML_SECURE_PROCESS S-1-16-28672	A secure process integrity level.<36>
AUTHENTICATION_AUTHORITY_ASSERTED_IDENTITY S-1-18-1	A SID that means the client's identity is asserted by an authentication authority based on proof of possession of client credentials.<37> <38>
SERVICE_ASSERTED_IDENTITY S-1-18-2	A SID that means the client's identity is asserted by a service.<39> <40>
FRESH_PUBLIC_KEY_IDENTITY S-1-18-3	A SID that means the client's identity is asserted by an authentication authority based on proof of current possession of client public key credentials.<41>
KEY_TRUST_IDENTITY S-1-18-4	A SID that means the client's identity is based on proof of possession of public key credentials using the key trust object.<42>
KEY_PROPERTY_MFA S-1-18-5	A SID that means the key trust object had the multifactor authentication (MFA) property.<43>
KEY_PROPERTY_ATTESTATION S-1-18-6	A SID that means the key trust object had the attestation property.<44>

### 2.4.3 ACCESS\_MASK

An ACCESS\_MASK is a 32-bit set of flags that are used to encode the user rights to an object. An access mask is used both to encode the rights to an object assigned to a principal and to encode the requested access when opening an object.

The bits with an X value in the table below are used for object-specific user rights. A file object would encode, for example, Read Access and Write Access. A registry key object would encode Create Subkey and Read Value, for example.

**Note** The bits with a value of X are reserved for use by specific protocols that make use of the ACCESS\_MASK data type. The nature of this usage differs according to each protocol and is implementation-specific.

The bits in positions 0 through 3 in the following table are generic rights that can be mapped to object-specific user rights by the resource manager for the requested object. The mapping of these rights is implementation-specific.

The bits with an R value in the table below are reserved.

The bits in positions 6 and 7 are for maximum allowed and access system security rights.

The bits in positions 11 through 15 are standard rights that are common to all objects.

If the **GR/GW/GX/GA** bits are set in an ACE structure that is already attached to an object, requesting access might produce unintended results. This is because the Access Check algorithm does not map generic rights to object-specific rights for ACE structures. This mapping is only made for the requested ACCESS\_MASK passed as a parameter to the Access Check algorithm, as specified in section 2.5.3.2.

```
typedef DWORD ACCESS_MASK;
typedef ACCESS_MASK* PACCESS_MASK;
```

0	1	2	3	4	5	6	7	8	9	10	11	12	13	14	15	16	17	18	19	20	21	22	23	24	25	26	27	28	29	30	31
G	G	G	G	R	R	M	A	R	R	R	S	W	W	R	D	X	X	X	X	X	X	X	X	X	X	X	X	X	X	X	X
R	W	X	A			A	S				Y	O	D	C	E																

**Figure 2: Access mask bitmap table**

Where the bits are defined as shown in the following table.

Value	Description
<b>GR</b> GENERIC_READ 0x80000000L	<p><b>When used in an Access Request operation:</b> When read access to an object is requested, this bit is translated to a combination of bits. These are most often set in the lower 16 bits of the ACCESS_MASK. (Individual protocol specifications MAY specify a different configuration.) The bits that are set are implementation dependent. During this translation, the <b>GR</b> bit is cleared. The resulting ACCESS_MASK bits are the actual permissions that are checked against the ACE structures in the security descriptor that attached to the object.</p> <p><b>When used to set the Security Descriptor on an object:</b> When the <b>GR</b> bit is set in an ACE that is to be attached to an object, it is translated into a combination of bits, which are usually set in the lower 16 bits of the ACCESS_MASK. (Individual protocol specifications MAY specify a different</p>

Value	Description
	<p>configuration.) The bits that are set are implementation dependent. During this translation, the <b>GR</b> bit is cleared. The resulting ACCESS_MASK bits are the actual permissions that are granted by this ACE.</p>
<p><b>GW</b> GENERIC_WRITE 0x4000000L</p>	<p><b>When used in an Access Request operation:</b> When write access to an object is requested, this bit is translated to a combination of bits, which are usually set in the lower 16 bits of the ACCESS_MASK. (Individual protocol specifications MAY specify a different configuration.) The bits that are set are implementation dependent. During this translation, the <b>GW</b> bit is cleared. The resulting ACCESS_MASK bits are the actual permissions that are checked against the ACE structures in the security descriptor that attached to the object.</p> <p><b>When used to set the Security Descriptor on an object:</b> When the <b>GW</b> bit is set in an ACE that is to be attached to an object, it is translated into a combination of bits, which are usually set in the lower 16 bits of the ACCESS_MASK. (Individual protocol specifications MAY specify a different configuration.) The bits that are set are implementation dependent. During this translation, the <b>GW</b> bit is cleared. The resulting ACCESS_MASK bits are the actual permissions that are granted by this ACE.</p>
<p><b>GX</b> GENERIC_EXECUTE 0x20000000L</p>	<p><b>When used in an Access Request operation:</b> When execute access to an object is requested, this bit is translated to a combination of bits, which are usually set in the lower 16 bits of the ACCESS_MASK. (Individual protocol specifications MAY specify a different configuration.) The bits that are set are implementation dependent. During this translation, the <b>GX</b> bit is cleared. The resulting ACCESS_MASK bits are the actual permissions that are checked against the ACE structures in the security descriptor that attached to the object.</p> <p><b>When used to set the Security Descriptor on an object:</b> When the <b>GX</b> bit is set in an ACE that is to be attached to an object, it is translated into a combination of bits, which are usually set in the lower 16 bits of the ACCESS_MASK. (Individual protocol specifications MAY specify a different configuration.) The bits that are set are implementation dependent. During this translation, the <b>GX</b> bit is cleared. The resulting ACCESS_MASK bits are the actual permissions that are granted by this ACE.</p>
<p><b>GA</b> GENERIC_ALL 0x10000000L</p>	<p><b>When used in an Access Request operation:</b> When all access permissions to an object are requested, this bit is translated to a combination of bits, which are usually set in the lower 16 bits of the ACCESS_MASK. (Individual protocol specifications MAY specify a different configuration.) Objects are free to include bits from the upper 16 bits in that translation as required by the objects semantics. The bits that are set are implementation dependent. During this translation, the <b>GA</b> bit is cleared. The resulting ACCESS_MASK bits are the actual permissions that are checked against the ACE structures in the security descriptor that attached to the object.</p> <p><b>When used to set the Security Descriptor on an object:</b> When the <b>GA</b> bit is set in an ACE that is to be attached to an object, it is translated into a combination of bits, which are usually set in the lower 16 bits of the ACCESS_MASK. (Individual protocol specifications MAY specify a different configuration.) Objects are free to include bits from the upper 16 bits in that translation, if required by the objects semantics. The bits that are set are implementation dependent. During this translation, the <b>GA</b> bit is cleared. The resulting ACCESS_MASK bits are the actual permissions that are granted by this ACE.</p>
<p>MA</p>	<p><b>When used in an Access Request operation:</b> When requested, this bit grants the requestor the maximum permissions allowed to the object</p>

Value	Description
MAXIMUM_ALLOWED 0x02000000L	through the Access Check Algorithm. This bit can only be requested; it cannot be set in an ACE. <b>When used to set the Security Descriptor on an object:</b> Specifying the Maximum Allowed bit in the SECURITY_DESCRIPTOR has no meaning. The MA bit SHOULD NOT be set and SHOULD be ignored when part of a SECURITY_DESCRIPTOR structure.
AS ACCESS_SYSTEM_SECURITY 0x01000000L	<b>When used in an Access Request operation:</b> When requested, this bit grants the requestor the right to change the SACL of an object. This bit MUST NOT be set in an ACE that is part of a DACL. When set in an ACE that is part of a SACL, this bit controls auditing of accesses to the SACL itself.
SY SYNCHRONIZE 0x00100000L	Specifies access to the object sufficient to synchronize or wait on the object.
WO WRITE_OWNER 0x00080000L	Specifies access to change the owner of the object as listed in the security descriptor.
WD WRITE_DACL 0x00040000L	Specifies access to change the discretionary access control list of the security descriptor of an object.
RC READ_CONTROL 0x00020000L	Specifies access to read the security descriptor of an object.
DE DELETE 0x00010000L	Specifies access to delete an object.

## 2.4.4 ACE

An access control entry (ACE) is used to encode the user rights afforded to a principal, either a user or group. This is generally done by combining an ACCESS\_MASK and the SID of the principal. There are some variations to accommodate other groupings, which are specified in the following sections.

### 2.4.4.1 ACE\_HEADER

The ACE\_HEADER structure defines the type and size of an access control entry (ACE).

0	1	2	3	4	5	6	7	8	9	1	0	1	2	3	4	5	6	7	8	9	2	0	1	2	3	4	5	6	7	8	9	3	0	1
AceType									AceFlags									AceSize																

**AceType (1 byte):** An unsigned 8-bit integer that specifies the ACE types. This field MUST be one of the following values.

Value	Meaning
ACCESS_ALLOWED_ACE_TYPE 0x00	Access-allowed ACE that uses the ACCESS_ALLOWED_ACE (section 2.4.4.2) structure.
ACCESS_DENIED_ACE_TYPE 0x01	Access-denied ACE that uses the ACCESS_DENIED_ACE (section 2.4.4.4) structure.
SYSTEM_AUDIT_ACE_TYPE 0x02	System-audit ACE that uses the SYSTEM_AUDIT_ACE (section 2.4.4.10) structure.
SYSTEM_ALARM_ACE_TYPE 0x03	Reserved for future use.
ACCESS_ALLOWED_COMPOUND_ACE_TYPE 0x04	Reserved for future use.
ACCESS_ALLOWED_OBJECT_ACE_TYPE 0x05	Object-specific access-allowed ACE that uses the ACCESS_ALLOWED_OBJECT_ACE (section 2.4.4.3) structure. <45>
ACCESS_DENIED_OBJECT_ACE_TYPE 0x06	Object-specific access-denied ACE that uses the ACCESS_DENIED_OBJECT_ACE (section 2.4.4.5) structure. <46>
SYSTEM_AUDIT_OBJECT_ACE_TYPE 0x07	Object-specific system-audit ACE that uses the SYSTEM_AUDIT_OBJECT_ACE (section 2.4.4.11) structure. <47>
SYSTEM_ALARM_OBJECT_ACE_TYPE 0x08	Reserved for future use.
ACCESS_ALLOWED_CALLBACK_ACE_TYPE 0x09	Access-allowed callback ACE that uses the ACCESS_ALLOWED_CALLBACK_ACE (section 2.4.4.6) structure. <48>
ACCESS_DENIED_CALLBACK_ACE_TYPE 0x0A	Access-denied callback ACE that uses the ACCESS_DENIED_CALLBACK_ACE (section 2.4.4.7) structure. <49>
ACCESS_ALLOWED_CALLBACK_OBJECT_ACE_TYPE 0x0B	Object-specific access-allowed callback ACE that uses the ACCESS_ALLOWED_CALLBACK_OBJECT_ACE (section 2.4.4.8) structure. <50>
ACCESS_DENIED_CALLBACK_OBJECT_ACE_TYPE 0x0C	Object-specific access-denied callback ACE that uses the ACCESS_DENIED_CALLBACK_OBJECT_ACE (section 2.4.4.9) structure. <51>
SYSTEM_AUDIT_CALLBACK_ACE_TYPE 0x0D	System-audit callback ACE that uses the SYSTEM_AUDIT_CALLBACK_ACE (section 2.4.4.12) structure. <52>
SYSTEM_ALARM_CALLBACK_ACE_TYPE 0x0E	Reserved for future use.
SYSTEM_AUDIT_CALLBACK_OBJECT_ACE_TYPE 0x0F	Object-specific system-audit callback ACE that uses the SYSTEM_AUDIT_CALLBACK_OBJECT_ACE (section 2.4.4.14) structure.
SYSTEM_ALARM_CALLBACK_OBJECT_ACE_TYPE	Reserved for future use.

Value	Meaning
0x10	
SYSTEM_MANDATORY_LABEL_ACE_TYPE 0x11	Mandatory label ACE that uses the SYSTEM_MANDATORY_LABEL_ACE (section 2.4.4.13) structure.
SYSTEM_RESOURCE_ATTRIBUTE_ACE_TYPE 0x12	Resource attribute ACE that uses the SYSTEM_RESOURCE_ATTRIBUTE_ACE (section 2.4.4.15)
SYSTEM_SCOPED_POLICY_ID_ACE_TYPE 0x13	A central policy ID ACE that uses the SYSTEM_SCOPED_POLICY_ID_ACE (section 2.4.4.16)

The term "callback" in this context does not relate to RPC call backs. <53>

**AceFlags (1 byte):** An unsigned 8-bit integer that specifies a set of ACE type-specific control flags. This field can be a combination of the following values.

Value	Meaning
CONTAINER_INHERIT_ACE 0x02	Child objects that are containers, such as directories, inherit the ACE as an effective ACE. The inherited ACE is inheritable unless the NO_PROPAGATE_INHERIT_ACE bit flag is also set.
FAILED_ACCESS_ACE_FLAG 0x80	Used with system-audit ACEs in a system access control list (SACL) to generate audit messages for failed access attempts.
INHERIT_ONLY_ACE 0x08	Indicates an inherit-only ACE, which does not control access to the object to which it is attached. If this flag is not set, the ACE is an effective ACE that controls access to the object to which it is attached.  Both effective and inherit-only ACEs can be inherited depending on the state of the other inheritance flags.
INHERITED_ACE 0x10	Used to indicate that the ACE was inherited.<54> See section 2.5.3.5 for processing rules for setting this flag.
NO_PROPAGATE_INHERIT_ACE 0x04	If the ACE is inherited by a child object, the system clears the OBJECT_INHERIT_ACE and CONTAINER_INHERIT_ACE flags in the inherited ACE. This prevents the ACE from being inherited by subsequent generations of objects.
OBJECT_INHERIT_ACE 0x01	Noncontainer child objects inherit the ACE as an effective ACE.  For child objects that are containers, the ACE is inherited as an inherit-only ACE unless the NO_PROPAGATE_INHERIT_ACE bit flag is also set.
SUCCESSFUL_ACCESS_ACE_FLAG 0x40	Used with system-audit ACEs in a SACL to generate audit messages for successful access attempts.

**AceSize (2 bytes):** An unsigned 16-bit integer that specifies the size, in bytes, of the ACE. The **AceSize** field can be greater than the sum of the individual fields, but MUST be a multiple of 4 to ensure alignment on a DWORD boundary. In cases where the **AceSize** field encompasses additional data for the callback ACEs types, that data is implementation-specific. Otherwise, this additional data is not interpreted and MUST be ignored.

#### 2.4.4.1.1 ACE\_HEADER--RPC representation

The RPC representation of the ACE\_HEADER defines the type and size of an ACE. The members and values are as specified in section 2.4.4.1.



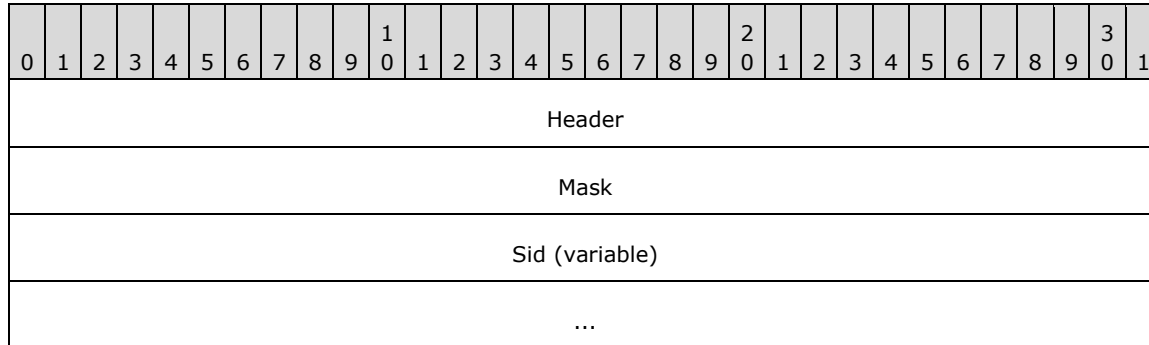
```

typedef struct _ACE_HEADER {
    UCHAR AceType;
    UCHAR AceFlags;
    USHORT AceSize;
} ACE_HEADER,
*PACE_HEADER;

```

#### 2.4.4.2 ACCESS\_ALLOWED\_ACE

The ACCESS\_ALLOWED\_ACE structure defines an ACE for the discretionary access control list (DACL) that controls access to an object. An access-allowed ACE allows access to an object for a specific trustee identified by a security identifier (SID).



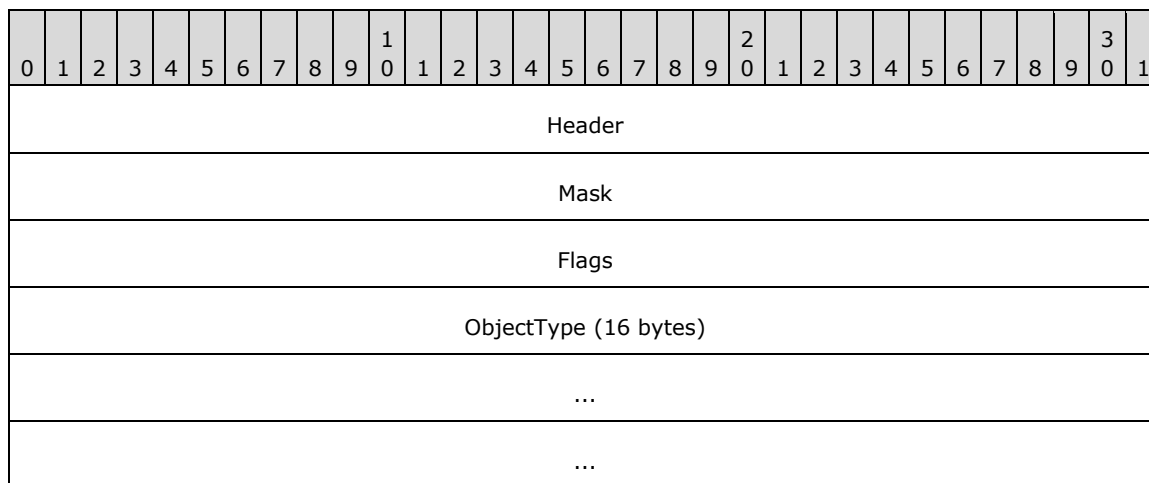
**Header (4 bytes):** An ACE\_HEADER structure that specifies the size and type of ACE. It also contains flags that control inheritance of the ACE by child objects.

**Mask (4 bytes):** An ACCESS\_MASK that specifies the user rights allowed by this ACE.

**Sid (variable):** The SID of a trustee. The length of the SID MUST be a multiple of 4.

#### 2.4.4.3 ACCESS\_ALLOWED\_OBJECT\_ACE

The ACCESS\_ALLOWED\_OBJECT\_ACE structure defines an ACE that controls allowed access to an object, a property set, or property. The ACE contains a set of access rights, a GUID that identifies the type of object, and a SID that identifies the trustee to whom the system will grant access. The ACE also contains a GUID and a set of flags that control inheritance of the ACE by child objects.



InheritedObjectType (16 bytes)
...
...
Sid (variable)
...

**Header (4 bytes):** An ACE\_HEADER structure that specifies the size and type of ACE. It also contains flags that control inheritance of the ACE by child objects.

**Mask (4 bytes):** An ACCESS\_MASK that specifies the user rights allowed by this ACE.

Value	Meaning
ADS_RIGHT_DS_CONTROL_ACCESS 0X00000100	The <b>ObjectType</b> GUID identifies an extended access right.
ADS_RIGHT_DS_CREATE_CHILD 0X00000001	The <b>ObjectType</b> GUID identifies a type of child object. The ACE controls the trustee's right to create this type of child object.
ADS_RIGHT_DS_DELETE_CHILD 0X00000002	The <b>ObjectType</b> GUID identifies a type of child object. The ACE controls the trustee's right to delete this type of child object.
ADS_RIGHT_DS_READ_PROP 0x00000010	The <b>ObjectType</b> GUID identifies a property set or property of the object. The ACE controls the trustee's right to read the property or property set.
ADS_RIGHT_DS_WRITE_PROP 0x00000020	The <b>ObjectType</b> GUID identifies a property set or property of the object. The ACE controls the trustee's right to write the property or property set.
ADS_RIGHT_DS_SELF 0x00000008	The <b>ObjectType</b> GUID identifies a validated write.

**Flags (4 bytes):** A 32-bit unsigned integer that specifies a set of bit flags that indicate whether the **ObjectType** and **InheritedObjectType** fields contain valid data. This parameter can be one or more of the following values.

Value	Meaning
0x00000000	Neither <b>ObjectType</b> nor <b>InheritedObjectType</b> are valid.
ACE_OBJECT_TYPE_PRESENT 0x00000001	<b>ObjectType</b> is valid.
ACE_INHERITED_OBJECT_TYPE_PRESENT 0x00000002	<b>InheritedObjectType</b> is valid. If this value is not specified, all types of child objects can inherit the ACE.

**ObjectType (16 bytes):** A GUID that identifies a property set, property, extended right, or type of child object. The purpose of this GUID depends on the user rights specified in the **Mask** field. This field is valid only if the ACE\_OBJECT\_TYPE\_PRESENT bit is set in the **Flags** field. Otherwise, the **ObjectType** field is ignored. For information on access rights and for a mapping of the control

access rights to the corresponding GUID value that identifies each right, see [MS-ADTS] sections 5.1.3.2 and 5.1.3.2.1.

ACCESS\_MASK bits are not mutually exclusive. Therefore, the **ObjectType** field can be set in an ACE with any ACCESS\_MASK. If the AccessCheck algorithm calls this ACE and does not find an appropriate GUID, then that ACE will be ignored. For more information on access checks and object access, see [MS-ADTS] section 5.1.3.3.3.

**InheritedObjectType (16 bytes):** A GUID that identifies the type of child object that can inherit the ACE. Inheritance is also controlled by the inheritance flags in the ACE\_HEADER, as well as by any protection against inheritance placed on the child objects. This field is valid only if the ACE\_INHERITED\_OBJECT\_TYPE\_PRESENT bit is set in the Flags member. Otherwise, the **InheritedObjectType** field is ignored.

**Sid (variable):** The SID of a trustee. The length of the SID MUST be a multiple of 4.

#### 2.4.4.4 ACCESS\_DENIED\_ACE

The ACCESS\_DENIED\_ACE structure defines an ACE for the DACL that controls access to an object. An access-denied ACE denies access to an object for a specific trustee identified by a SID.

0	1	2	3	4	5	6	7	8	9	10	11	12	13	14	15	16	17	18	19	20	21	22	23	24	25	26	27	28	29	30	31
Header																															
Mask																															
Sid (variable)																															
...																															

**Header (4 bytes):** An ACE\_HEADER structure that specifies the size and type of ACE. It also contains flags that control inheritance of the ACE by child objects.

**Mask (4 bytes):** An ACCESS\_MASK that specifies the user rights denied by this ACE.

**Sid (variable):** The SID of a trustee. The length of the SID MUST be a multiple of 4.

#### 2.4.4.5 ACCESS\_DENIED\_OBJECT\_ACE

The ACCESS\_DENIED\_OBJECT\_ACE structure defines an ACE that controls denied access to an object, a property set, or a property. The ACE contains a set of access rights, a GUID that identifies the type of object, and a SID that identifies the trustee to whom the system will deny access. The ACE also contains a GUID and a set of flags that control inheritance of the ACE by child objects.

0	1	2	3	4	5	6	7	8	9	10	11	12	13	14	15	16	17	18	19	20	21	22	23	24	25	26	27	28	29	30	31
Header																															
Mask																															
Flags																															

ObjectType (16 bytes)
...
...
InheritedObjectType (16 bytes)
...
...
Sid (variable)
...

**Header (4 bytes):** An ACE\_HEADER structure that specifies the size and type of ACE. It also contains flags that control inheritance of the ACE by child objects.

**Mask (4 bytes):** An ACCESS\_MASK that specifies the user rights allowed by this ACE.

Value	Meaning
ADS_RIGHT_DS_CONTROL_ACCESS 0X00000100	The <b>ObjectType</b> GUID identifies an extended access right.
ADS_RIGHT_DS_CREATE_CHILD 0X00000001	The <b>ObjectType</b> GUID identifies a type of child object. The ACE controls the trustee's right to create this type of child object.
ADS_RIGHT_DS_DELETE_CHILD 0X00000002	The <b>ObjectType</b> GUID identifies a type of child object. The ACE controls the trustee's right to delete this type of child object.
ADS_RIGHT_DS_READ_PROP 0x00000010	The <b>ObjectType</b> GUID identifies a property set or property of the object. The ACE controls the trustee's right to read the property or property set.
ADS_RIGHT_DS_WRITE_PROP 0x00000020	The <b>ObjectType</b> GUID identifies a property set or property of the object. The ACE controls the trustee's right to write the property or property set.
ADS_RIGHT_DS_SELF 0x00000008	The <b>ObjectType</b> GUID identifies a validated write.

**Flags (4 bytes):** A 32-bit unsigned integer that specifies a set of bit flags that indicate whether the **ObjectType** and **InheritedObjectType** fields contain valid data. This parameter can be one or more of the following values.

Value	Meaning
0x00000000	Neither <b>ObjectType</b> nor <b>InheritedObjectType</b> is valid.
ACE_OBJECT_TYPE_PRESENT 0x00000001	<b>ObjectType</b> is valid.
ACE_INHERITED_OBJECT_TYPE_PRESENT	<b>InheritedObjectType</b> is valid. If this value is not specified, all types of child objects can inherit the ACE.

Value	Meaning
0x00000002	

**ObjectType (16 bytes):** A GUID that identifies a property set, a property, an extended right, or a type of child object. The purpose of this GUID depends on the user rights specified in the **Mask** field. This field is valid only if the ACE\_OBJECT\_TYPE\_PRESENT bit is set in the **Flags** field. Otherwise, the **ObjectType** field is ignored. For information about access rights and for a mapping of the control access rights to the corresponding GUID value that identifies each right, see [MS-ADTS] sections 5.1.3.2 and 5.1.3.2.1.

ACCESS\_MASK bits are not mutually exclusive. Therefore, the **ObjectType** field can be set in an ACE with any ACCESS\_MASK. If the AccessCheck algorithm calls this ACE and does not find an appropriate GUID, that ACE will be ignored. For more information about access checks and object access, see [MS-ADTS] section 5.1.3.3.3.

**InheritedObjectType (16 bytes):** A GUID that identifies the type of child object that can inherit the ACE. Inheritance is also controlled by the inheritance flags in the ACE\_HEADER, as well as by any protection against inheritance placed on the child objects. This field is valid only if the ACE\_INHERITED\_OBJECT\_TYPE\_PRESENT bit is set in the Flags member. Otherwise, the **InheritedObjectType** field is ignored.

**Sid (variable):** The SID of a trustee. The length of the SID MUST be a multiple of 4.

#### 2.4.4.6 ACCESS\_ALLOWED\_CALLBACK\_ACE

The ACCESS\_ALLOWED\_CALLBACK\_ACE structure defines an ACE for the DACL that controls access to an object. An access-allowed ACE allows access to an object for a specific trustee identified by a SID.

0	1	2	3	4	5	6	7	8	9	0	1	2	3	4	5	6	7	8	9	0	1	2	3	4	5	6	7	8	9	0	1
Header																															
Mask																															
Sid (variable)																															
...																															
ApplicationData (variable)																															
...																															

**Header (4 bytes):** An ACE\_HEADER structure that specifies the size and type of ACE. It also contains flags that control inheritance of the ACE by child objects.

**Mask (4 bytes):** An ACCESS\_MASK that specifies the user rights allowed by this ACE.

**Sid (variable):** The SID of a trustee. The length of the SID MUST be a multiple of 4.

**ApplicationData (variable):** Optional application data. The size of the application data is determined by the **AceSize** field of the ACE\_HEADER.

### 2.4.4.7 ACCESS\_DENIED\_CALLBACK\_ACE

The ACCESS\_DENIED\_CALLBACK\_ACE structure defines an ACE for the DACL that controls access to an object. An access-denied ACE denies access to an object for a specific trustee identified by a SID.

0	1	2	3	4	5	6	7	8	9	0	1	2	3	4	5	6	7	8	9	0	1	2	3	4	5	6	7	8	9	0	1
Header																															
Mask																															
Sid (variable)																															
...																															
ApplicationData (variable)																															
...																															

**Header (4 bytes):** An ACE\_HEADER structure that specifies the size and type of ACE. It also contains flags that control inheritance of the ACE by child objects.

**Mask (4 bytes):** An ACCESS\_MASK that specifies the user rights denied by this ACE.

**Sid (variable):** The SID of a trustee. The length of the SID MUST be a multiple of 4.

**ApplicationData (variable):** Optional application data. The size of the application data is determined by the **AceSize** field of the ACE\_HEADER.

### 2.4.4.8 ACCESS\_ALLOWED\_CALLBACK\_OBJECT\_ACE

The ACCESS\_ALLOWED\_CALLBACK\_OBJECT\_ACE structure defines an ACE that controls allowed access to an object, property set, or property. The ACE contains a set of user rights, a GUID that identifies the type of object, and a SID that identifies the trustee to whom the system will grant access. The ACE also contains a GUID and a set of flags that control inheritance of the ACE by child objects.

0	1	2	3	4	5	6	7	8	9	0	1	2	3	4	5	6	7	8	9	0	1	2	3	4	5	6	7	8	9	0	1
Header																															
Mask																															
Flags																															
ObjectType (16 bytes)																															
...																															
...																															

InheritedObjectType (16 bytes)
...
...
Sid (variable)
...
ApplicationData (variable)
...

**Header (4 bytes):** An ACE\_HEADER structure that specifies the size and type of ACE. It also contains flags that control inheritance of the ACE by child objects.

**Mask (4 bytes):** An ACCESS\_MASK structure that specifies the user rights allowed by this ACE.

Value	Meaning
ADS_RIGHT_DS_CONTROL_ACCESS 0X00000100	The <b>ObjectType</b> GUID identifies an extended access right.
ADS_RIGHT_DS_CREATE_CHILD 0X00000001	The <b>ObjectType</b> GUID identifies a type of child object. The ACE controls the trustee's right to create this type of child object.
ADS_RIGHT_DS_READ_PROP 0x00000010	The <b>ObjectType</b> GUID identifies a property set or property of the object. The ACE controls the trustee's right to read the property or property set.
ADS_RIGHT_DS_WRITE_PROP 0x00000020	The <b>ObjectType</b> GUID identifies a property set or property of the object. The ACE controls the trustee's right to write the property or property set.
ADS_RIGHT_DS_SELF 0x00000008	The <b>ObjectType</b> GUID identifies a validated write.

**Flags (4 bytes):** A 32-bit unsigned integer that specifies a set of bit flags that indicate whether the **ObjectType** and **InheritedObjectType** fields contain valid data. This parameter can be one or more of the following values.

Value	Meaning
0x00000000	Neither <b>ObjectType</b> nor <b>InheritedObjectType</b> are valid.
ACE_OBJECT_TYPE_PRESENT 0x00000001	<b>ObjectType</b> is valid.
ACE_INHERITED_OBJECT_TYPE_PRESENT 0x00000002	<b>InheritedObjectType</b> is valid. If this value is not specified, all types of child objects can inherit the ACE.

**ObjectType (16 bytes):** A GUID that identifies a property set, property, extended right, or type of child object. The purpose of this GUID depends on the user rights specified in the **Mask** field. This field is valid only if the ACE\_OBJECT\_TYPE\_PRESENT bit is set in the **Flags** field. Otherwise, the **ObjectType** field is ignored.

**InheritedObjectType (16 bytes):** A GUID that identifies the type of child object that can inherit the ACE. Inheritance is also controlled by the inheritance flags in the ACE\_HEADER, as well as by any protection against inheritance placed on the child objects. This field is valid only if the ACE\_INHERITED\_OBJECT\_TYPE\_PRESENT bit is set in the Flags member. Otherwise, the **InheritedObjectType** field is ignored.

**Sid (variable):** The SID of a trustee. The length of the SID MUST be a multiple of 4.

**ApplicationData (variable):** Optional application data. The size of the application data is determined by the **AceSize** field of the ACE\_HEADER.

#### 2.4.4.9 ACCESS\_DENIED\_CALLBACK\_OBJECT\_ACE

The ACCESS\_DENIED\_CALLBACK\_OBJECT\_ACE structure defines an ACE that controls denied access to an object, a property set, or property. The ACE contains a set of user rights, a GUID that identifies the type of object, and a SID that identifies the trustee to whom the system will deny access. The ACE also contains a GUID and a set of flags that control inheritance of the ACE by child objects.

0	1	2	3	4	5	6	7	8	9	10	11	12	13	14	15	16	17	18	19	20	21	22	23	24	25	26	27	28	29	30	31
Header																															
Mask																															
Flags																															
ObjectType (16 bytes)																															
...																															
...																															
InheritedObjectType (16 bytes)																															
...																															
...																															
Sid (variable)																															
...																															
ApplicationData (variable)																															
...																															

**Header (4 bytes):** An ACE\_HEADER structure that specifies the size and type of ACE. It also contains flags that control inheritance of the ACE by child objects.

**Mask (4 bytes):** An ACCESS\_MASK structure that specifies the user rights denied by this ACE.



Value	Meaning
ADS_RIGHT_DS_CONTROL_ACCESS 0X00000100	The <b>ObjectType</b> GUID identifies an extended access right.
ADS_RIGHT_DS_CREATE_CHILD 0X00000001	The <b>ObjectType</b> GUID identifies a type of child object. The ACE controls the trustee's right to create this type of child object.
ADS_RIGHT_DS_READ_PROP 0x00000010	The <b>ObjectType</b> GUID identifies a property set or property of the object. The ACE controls the trustee's right to read the property or property set.
ADS_RIGHT_DS_WRITE_PROP 0x00000020	The <b>ObjectType</b> GUID identifies a property set or property of the object. The ACE controls the trustee's right to write the property or property set.
ADS_RIGHT_DS_SELF 0x00000008	The <b>ObjectType</b> GUID identifies a validated write.

**Flags (4 bytes):** A 32-bit unsigned integer that specifies a set of bit flags that indicate whether the **ObjectType** and **InheritedObjectType** fields contain valid data. This parameter can be one or more of the following values.

Value	Meaning
0x00000000	Neither <b>ObjectType</b> nor <b>InheritedObjectType</b> are valid.
ACE_OBJECT_TYPE_PRESENT 0x00000001	<b>ObjectType</b> is valid.
ACE_INHERITED_OBJECT_TYPE_PRESENT 0x00000002	<b>InheritedObjectType</b> is valid. If this value is not specified, all types of child objects can inherit the ACE.

**ObjectType (16 bytes):** A GUID that identifies a property set, property, extended right, or type of child object. The purpose of this GUID depends on the user rights specified in the **Mask** field. This field is valid only if the ACE \_OBJECT\_TYPE\_PRESENT bit is set in the **Flags** field. Otherwise, the **ObjectType** field is ignored.

**InheritedObjectType (16 bytes):** A GUID that identifies the type of child object that can inherit the ACE. Inheritance is also controlled by the inheritance flags in the ACE\_HEADER, as well as by any protection against inheritance placed on the child objects. This field is valid only if the ACE\_INHERITED\_OBJECT\_TYPE\_PRESENT bit is set in the Flags member. Otherwise, the **InheritedObjectType** field is ignored.

**Sid (variable):** The SID of a trustee. The length of the SID MUST be a multiple of 4.

**ApplicationData (variable):** Optional application data. The size of the application data is determined by the **AceSize** field of the ACE\_HEADER.

#### 2.4.4.10 SYSTEM\_AUDIT\_ACE

The SYSTEM\_AUDIT\_ACE structure defines an access ACE for the system access control list (SACL) that specifies what types of access cause system-level notifications. A system-audit ACE causes an audit message to be logged when a specified trustee attempts to gain access to an object. The trustee is identified by a SID.

0	1	2	3	4	5	6	7	8	9	0	1	2	3	4	5	6	7	8	9	0	1	2	3	4	5	6	7	8	9	0	1
Header																															
Mask																															
Sid (variable)																															
...																															

**Header (4 bytes):** An ACE\_HEADER structure that specifies the size and type of ACE. It also contains flags that control inheritance of the ACE by child objects.

**Mask (4 bytes):** An ACCESS\_MASK structure that specifies the user rights that cause audit messages to be generated.

**Sid (variable):** The SID of a trustee. The length of the SID MUST be a multiple of 4. An access attempt of a kind specified by the **Mask** field by any trustee whose SID matches the **Sid** field causes the system to generate an audit message. If an application does not specify a SID for this field, audit messages are generated for the specified access rights for all trustees.

#### 2.4.4.11 SYSTEM\_AUDIT\_OBJECT\_ACE

The SYSTEM\_AUDIT\_OBJECT\_ACE structure defines an ACE for a SACL. The ACE can audit access to an object or subobjects, such as property sets or properties. The ACE contains a set of user rights, a GUID that identifies the type of object or subobject, and a SID that identifies the trustee for whom the system will audit access. The ACE also contains a GUID and a set of flags that control inheritance of the ACE by child objects.

0	1	2	3	4	5	6	7	8	9	0	1	2	3	4	5	6	7	8	9	0	1	2	3	4	5	6	7	8	9	0	1
Header																															
Mask																															
Flags																															
ObjectType (16 bytes)																															
...																															
...																															
InheritedObjectType (16 bytes)																															
...																															
...																															
Sid (variable)																															

...
ApplicationData (variable)
...

**Header (4 bytes):** An ACE\_HEADER structure that specifies the size and type of ACE. It contains flags that control inheritance of the ACE by child objects.

**Mask (4 bytes):** An ACCESS\_MASK structure that specifies the user rights that cause audit messages to be generated.

Value	Meaning
ADS_RIGHT_DS_CONTROL_ACCESS 0X00000100	The <b>ObjectType</b> GUID identifies an extended access right.
ADS_RIGHT_DS_CREATE_CHILD 0X00000001	The <b>ObjectType</b> GUID identifies a type of child object. The ACE controls the trustee's right to create this type of child object.
ADS_RIGHT_DS_READ_PROP 0x00000010	The <b>ObjectType</b> GUID identifies a property set or property of the object. The ACE controls the trustee's right to read the property or property set.
ADS_RIGHT_DS_WRITE_PROP 0x00000020	The <b>ObjectType</b> GUID identifies a property set or property of the object. The ACE controls the trustee's right to write the property or property set.
ADS_RIGHT_DS_SELF 0x00000008	The <b>ObjectType</b> GUID identifies a validated write.

**Flags (4 bytes):** A 32-bit unsigned integer that specifies a set of bit flags that indicate whether the **ObjectType** and **InheritedObjectType** fields contain valid data. This parameter can be one or more of the following values.

Value	Meaning
0x00000000	Neither <b>ObjectType</b> nor <b>InheritedObjectType</b> is valid.
ACE_OBJECT_TYPE_PRESENT 0x00000001	<b>ObjectType</b> is valid.
ACE_INHERITED_OBJECT_TYPE_PRESENT 0x00000002	<b>InheritedObjectType</b> is valid. If this value is not specified, all types of child objects can inherit the ACE.

**ObjectType (16 bytes):** A GUID that identifies a property set, a property, an extended right, or a type of child object. The purpose of this GUID depends on the user rights specified in the **Mask** field. This field is valid only if the ACE\_OBJECT\_TYPE\_PRESENT bit is set in the **Flags** field. Otherwise, the **ObjectType** field is ignored.

**InheritedObjectType (16 bytes):** A GUID that identifies the type of child object that can inherit the ACE. Inheritance is also controlled by the inheritance flags in the ACE\_HEADER, as well as by any protection against inheritance placed on the child objects. This field is valid only if the ACE\_INHERITED\_OBJECT\_TYPE\_PRESENT bit is set in the Flags member. Otherwise, the **InheritedObjectType** field is ignored.

**Sid (variable):** The SID of a trustee. The length of the SID MUST be a multiple of 4.

**ApplicationData (variable):** Optional application data. The size of the application data is determined by the **AceSize** field of the ACE\_HEADER.

#### 2.4.4.12 SYSTEM\_AUDIT\_CALLBACK\_ACE

The SYSTEM\_AUDIT\_CALLBACK\_ACE structure defines an ACE for the SACL that specifies what types of access cause system-level notifications. A system-audit ACE causes an audit message to be logged when a specified trustee attempts to gain access to an object. The trustee is identified by a SID.

0	1	2	3	4	5	6	7	8	9	0	1	2	3	4	5	6	7	8	9	0	1	2	3	4	5	6	7	8	9	0	1
Header																															
Mask																															
Sid (variable)																															
...																															
ApplicationData (variable)																															
...																															

**Header (4 bytes):** An ACE\_HEADER structure that specifies the size and type of ACE. It also contains flags that control inheritance of the ACE by child objects.

**Mask (4 bytes):** An ACCESS\_MASK structure that specifies the user rights that cause audit messages to be generated.

**Sid (variable):** The SID of a trustee. The length of the SID MUST be a multiple of 4. An access attempt of a kind specified by the **Mask** field by any trustee whose SID matches the **Sid** field causes the system to generate an audit message. If an application does not specify a SID for this field, audit messages are generated for the specified access rights for all trustees.

**ApplicationData (variable):** Optional application data. The size of the application data is determined by the **AceSize** field of the ACE\_HEADER.

#### 2.4.4.13 SYSTEM\_MANDATORY\_LABEL\_ACE

The SYSTEM\_MANDATORY\_LABEL\_ACE structure defines an ACE for the SACL that specifies the mandatory access level and policy for a securable object. <55>

0	1	2	3	4	5	6	7	8	9	0	1	2	3	4	5	6	7	8	9	0	1	2	3	4	5	6	7	8	9	0	1
Header																															
Mask																															
Sid (variable)																															
...																															

**Header (4 bytes):** An ACE\_HEADER structure that specifies the size and type of ACE. It also contains flags that control inheritance of the ACE by child objects.

**Mask (4 bytes):** An ACCESS\_MASK structure that specifies the access policy for principals with a mandatory integrity level lower than the object associated with the SACL that contains this ACE.

Value	Meaning
SYSTEM_MANDATORY_LABEL_NO_WRITE_UP 0x00000001	A principal with a lower mandatory level than the object cannot write to the object.
SYSTEM_MANDATORY_LABEL_NO_READ_UP 0x00000002	A principal with a lower mandatory level than the object cannot read the object.
SYSTEM_MANDATORY_LABEL_NO_EXECUTE_UP 0x00000004	A principal with a lower mandatory level than the object cannot execute the object.

**Sid (variable):** The SID of a trustee. The length of the SID MUST be a multiple of 4. The identifier authority of the SID must be SECURITY\_MANDATORY\_LABEL\_AUTHORITY. The RID of the SID specifies the mandatory integrity level of the object associated with the SACL that contains this ACE. The RID must be one of the following values.

Value	Meaning
0x00000000	Untrusted integrity level.
0x00001000	Low integrity level.
0x00002000	Medium integrity level.
0x00003000	High integrity level.
0x00004000	System integrity level.
0x00005000	Protected process integrity level.

#### 2.4.4.13.1 SYSTEM\_MANDATORY\_LABEL\_ACE--RPC Representation

The RPC representation of the SYSTEM\_MANDATORY\_LABEL\_ACE type defines an access control entry (ACE) for the system access control list (SACL) that specifies the mandatory access level and policy for a securable object.

```
typedef struct _SYSTEM_MANDATORY_LABEL_ACE {
    ACE_HEADER Header;
    ACCESS_MASK Mask;
    DWORD SidStart;
} SYSTEM_MANDATORY_LABEL_ACE,
*PSYSTEM_MANDATORY_LABEL_ACE;
```

**Header:** An ACE\_HEADER structure, as specified in section 2.4.4.13.

**Mask:** An ACCESS\_MASK as specified in section 2.4.4.13.

**SidStart:** Specifies the first DWORD of the SID. The remaining bytes of the SID are stored in contiguous memory after the **SidStart** member. The **IdentifierAuthority** and **RID** MUST be as specified 2.4.4.13.

## 2.4.4.14 SYSTEM\_AUDIT\_CALLBACK\_OBJECT\_ACE

The SYSTEM\_AUDIT\_CALLBACK\_OBJECT\_ACE structure defines an ACE for a SACL. The ACE can audit access to an object or subobjects, such as property sets or properties. The ACE contains a set of user rights, a GUID that identifies the type of object or subobject, and a SID that identifies the trustee for whom the system will audit access. The ACE also contains a GUID and a set of flags that control inheritance of the ACE by child objects.

0	1	2	3	4	5	6	7	8	9	0	1	2	3	4	5	6	7	8	9	0	1	2	3	4	5	6	7	8	9	0	1
Header																															
Mask																															
Flags																															
ObjectType (16 bytes)																															
...																															
...																															
InheritedObjectType (16 bytes)																															
...																															
...																															
Sid (variable)																															
...																															
ApplicationData (variable)																															
...																															

**Header (4 bytes):** An ACE\_HEADER structure that specifies the size and type of ACE. It contains flags that control inheritance of the ACE by child objects.

**Mask (4 bytes):** An ACCESS\_MASK structure that specifies the user rights that cause audit messages to be generated.

Value	Meaning
ADS_RIGHT_DS_CONTROL_ACCESS 0X00000100	The <b>ObjectType</b> GUID identifies an extended access right.
ADS_RIGHT_DS_CREATE_CHILD 0X00000001	The <b>ObjectType</b> GUID identifies a type of child object. The ACE controls the trustee's right to create this type of child object.
ADS_RIGHT_DS_READ_PROP 0x00000010	The <b>ObjectType</b> GUID identifies a property set or property of the object. The ACE controls the trustee's right to read the property or property set.

Value	Meaning
ADS_RIGHT_DS_WRITE_PROP 0x00000020	The <b>ObjectType</b> GUID identifies a property set or property of the object. The ACE controls the trustee's right to write the property or property set.
ADS_RIGHT_DS_SELF 0x00000008	The <b>ObjectType</b> GUID identifies a validated write.

**Flags (4 bytes):** A 32-bit unsigned integer that specifies a set of bit flags that indicate whether the **ObjectType** and **InheritedObjectType** fields contain valid data. This parameter can be one or more of the following values.

Value	Meaning
0x00000000	Neither <b>ObjectType</b> nor <b>InheritedObjectType</b> are valid.
ACE_OBJECT_TYPE_PRESENT 0x00000001	<b>ObjectType</b> is valid.
ACE_INHERITED_OBJECT_TYPE_PRESENT 0x00000002	<b>InheritedObjectType</b> is valid. If this value is not specified, all types of child objects can inherit the ACE.

**ObjectType (16 bytes):** A GUID that identifies a property set, property, extended right, or type of child object. The purpose of this GUID depends on the user rights specified in the **Mask** field. This field is valid only if the ACE\_OBJECT\_TYPE\_PRESENT bit is set in the **Flags** field. Otherwise, the **ObjectType** field is ignored.

**InheritedObjectType (16 bytes):** A GUID that identifies the type of child object that can inherit the ACE. Inheritance is also controlled by the inheritance flags in the ACE\_HEADER, as well as by any protection against inheritance placed on the child objects. This field is valid only if the ACE\_INHERITED\_OBJECT\_TYPE\_PRESENT bit is set in the Flags member. Otherwise, the **InheritedObjectType** field is ignored.

**Sid (variable):** The SID of a trustee. The length of the SID MUST be a multiple of 4.

**ApplicationData (variable):** Optional application data. The size of the application data is determined by the **AceSize** field of the ACE\_HEADER.

#### 2.4.4.15 SYSTEM\_RESOURCE\_ATTRIBUTE\_ACE

The SYSTEM\_RESOURCE\_ATTRIBUTE\_ACE structure defines an ACE for the specification of a resource attribute associated with an object. A SYSTEM\_RESOURCE\_ATTRIBUTE\_ACE is used in conditional ACEs in specifying access or audit policy for the resource.

0	1	2	3	4	5	6	7	8	9	10	11	12	13	14	15	16	17	18	19	20	21	22	23	24	25	26	27	28	29	30	31
Header																															
Mask																															
Sid (variable)																															
...																															

Attribute Data (variable)
...

**Header (4 bytes):** An ACE\_HEADER structure that specifies the size and type of the ACE. It also contains flags that control applicability and inheritance of the ACE by child objects.

**Mask (4 bytes):** An ACCESS\_MASK that MUST be set to zero.

**Sid (variable):** The SID corresponding to the Everyone SID (S-1-1-0) in binary form.

**Attribute Data (variable):** Data describing a resource attribute type, name, and value(s). This data MUST be encoded in CLAIM\_SECURITY\_ATTRIBUTE\_RELATIVE\_V1 format as described in section 2.4.10.1

#### 2.4.4.16 SYSTEM\_SCOPED\_POLICY\_ID\_ACE

The SYSTEM\_SCOPED\_POLICY\_ID\_ACE structure defines an ACE for the purpose of applying a central access policy to the resource.

0	1	2	3	4	5	6	7	8	9	0	1	2	3	4	5	6	7	8	9	0	1	2	3	4	5	6	7	8	9	0	1
Header																															
Mask																															
Sid (variable)																															
...																															

**Header (4 bytes):** An ACE\_HEADER structure that specifies the size and type of ACE. It also contains flags that control applicability and inheritance of the ACE by child objects.

**Mask (4 bytes):** An ACCESS\_MASK that MUST be set to zero.

**Sid (variable):** A SID that identifies a central access policy. For a SYSTEM\_SCOPED\_POLICY\_ID\_ACE to be applicable on a resource, this SID MUST match a **CAPID** of a CentralAccessPolicy contained in the **CentralAccessPoliciesList** (as specified in [MS-GPCAP] section 3.2.1.1) of the machine on which the access evaluation will be performed.

#### 2.4.4.17 Conditional ACEs

Conditional ACEs are a form of CALLBACK ACEs with a special format of the application data. A Conditional ACE allows a conditional expression to be evaluated when an access check (as specified in section 2.5.3.2) is performed.<56>

The following ACE types can be formatted as a Conditional ACE:

- ACCESS\_ALLOWED\_CALLBACK\_ACE
- ACCESS\_ALLOWED\_CALLBACK\_OBJECT\_ACE
- ACCESS\_DENIED\_CALLBACK\_ACE
- ACCESS\_DENIED\_CALLBACK\_OBJECT\_ACE



- SYSTEM\_AUDIT\_CALLBACK\_ACE
- SYSTEM\_AUDIT\_CALLBACK\_OBJECT\_ACE

A Conditional ACE is a CALLBACK ACE in which the first four bytes of the **ApplicationData** field in the CALLBACK ACE structure are set to the following byte value sequence: 0x61 0x72 0x74 0x78. The remaining contents of the **ApplicationData** field specify a conditional expression. The conditional expression language constructs and binary representation are defined in this section.

The security descriptor definition language (SDDL) (section 2.5.1) provides syntax for defining conditional ACEs in a string format in section 2.5.1.1.

#### 2.4.4.17.1 Conditional ACE Expressions

This section defines the semantics and format of the ApplicationData field of a callback ACE holding a conditional expression.

Conditional expressions are logical expressions that are part of a conditional ACE (section 2.4.4.17) and are evaluated during an access check evaluation to determine if the effect (to allow or deny the specified permissions) of the conditional ACE is to apply in the access check valuation.

A conditional expression is composed of a series of one or more simpler conditional expressions or expression terms in syntactical relation to logical operators and security attributes such that when evaluated, the expression will produce TRUE, FALSE, or UNKNOWN. Conditional expressions can be operands to the AND, OR, or NOT logical operators. (Logical operators are defined in section 2.4.4.17.7.)

#### 2.4.4.17.2 Security Attributes

Conditional expression terms contain references to security attributes (also known as claims) of an authenticated principal or a resource. Security attributes that are associated with authenticated user principal and device principal entities are referred to as "user claims" and "device claims", respectively, and are defined as an instance of a CLAIM\_SECURITY\_ATTRIBUTE\_RELATIVE\_V1 structure associated with a token/authorization context. User claims are associated with the UserClaims[] array, and device claims are associated with the DeviceClaims[] array as described in section 2.5.2. An attribute associated with a resource is referred to as a "resource attribute" and is defined as a CLAIM\_SECURITY\_ATTRIBUTE\_RELATIVE\_V1 (section 2.4.10.1) structure within a SYSTEM\_RESOURCE\_ATTRIBUTE\_ACE contained in the Security Descriptor SACL associated with a resource.

#### 2.4.4.17.3 (Updated Section) Conditional ACE Applicability

If the result evaluation of the conditional expression is FALSE, then the corresponding conditional ACE does not apply in the access check evaluation.

If the result of evaluation of the conditional expression is TRUE, then the conditional ACE applies in the access check evaluation. If the conditional ACE is an ACCESS\_ALLOWED\_CALLBACK\_ACE type or an ACCESS\_ALLOWED\_CALLBACK\_OBJECT\_ACE type and the ACE applies, then the permissions in the **Mask** member of the ACE\_HEADER structure are granted. If the conditional ACE is an ACCESS\_DENIED\_CALLBACK\_ACE or an ACCESS\_DENIED\_CALLBACK\_OBJECT\_ACE and the ACE applies, then the permissions are denied in the access check evaluation.

If the result of the evaluation of the conditional expression is UNKNOWN and the conditional ACE is an ACCESS\_ALLOWED\_CALLBACK\_ACE type, then the permissions in the **Mask** member variable are not granted by this ACE in the access check evaluation.

If the result of the evaluation of the conditional expression is UNKNOWN and the conditional ACE is an ACCESS\_DENIED\_CALLBACK\_ACE type, then the permissions in the **Mask** member variable are denied in the access check evaluation.

If the result of the evaluation of the conditional expression is UNKNOWN and the conditional ACE is an ACCESS\_ALLOWED\_CALLBACK\_OBJECT\_ACE type, then the permissions in the **Mask** member variable SHOULD NOT be granted by this ACE in the access check evaluation.

If the result of the evaluation of the conditional expression is UNKNOWN and the conditional ACE is an ACCESS\_DENIED\_CALLBACK\_OBJECT\_ACE, then the permissions in the **Mask** member variable SHOULD be denied in the access check evaluation.

#### 2.4.4.17.4 Conditional ACE Binary Formats

Conditional expressions are stored in the **ApplicationData** member of certain CALLBACK ACE types (section 2.4.4.17) where each operator ID and operand is persisted in postfix notation.

A CALLBACK ACE contains a conditional expression if the **ApplicationData** member is prefixed by 0x61, 0x72, 0x74, 0x78 (the ACE\_CONDITION\_SIGNATURE) and the remainder of the data in the **ApplicationData** member immediately following the conditional ACE signature specifies a conditional expression (section 2.4.4.17.1).

Conditional expressions are encoded in contiguous memory as a series of tokens. The first byte of each token must be a byte-code identifying the token type. The token type determines the format of the token in memory. Tokens take one of three formats:

1. Operator: A single byte-code, which identifies a logical or relational operator.
2. Literal: A token byte-code that identifies a built-in data type and implies a token type of "literal", followed by the encoded representation of the literal. Literal tokens can be single values or multivalued. A multivalued literal is encoded as a composite byte-code followed by each contained literal value.
3. Attribute Name: A byte-code identifying an attribute type and name.

The following tables provide the set of valid tokens and each token's syntax. The first byte of a token is the byte-code and the remainder of the token is the token-data and is formatted according the token's syntax. All multibyte integers, including any Unicode characters, MUST be stored least-significant byte (LSB) first.

Conditional expressions are at the end of the ACE in contiguous memory; the ending of the ACEs MUST align on a DWORD boundary. Any additional bytes needed to achieve DWORD boundary alignment MUST be set to 0x00.

For tokens representing literal values, the base and sign MUST be specified from the possible values specified in the following tables.

#### 2.4.4.17.5 Literal Tokens

Token Type	Byte-Code	Token Data Encoding
Invalid token	0x00	Padding value.
Signed int8	0x01	1 QWORD, least significant byte first, for the value, 2's complement, -128 to +127. 1 BYTE for sign. (possible values for sign in the following table) . 1 BYTE for base. (possible values for base in the following table).
Signed int16	0x02	1 QWORD, least significant byte first, 2's complement, -32768 to +32767. 1 BYTE for sign. 1 BYTE for base.
Signed int32	0x03	1 QWORD, least significant byte first, 2's complement.

Token Type	Byte-Code	Token Data Encoding
		1 BYTE for sign. 1 BYTE for base.
Signed int64	0x04	1 QWORD, least significant byte first, 2's complement. 1 BYTE for sign. 1 BYTE for base.
Unicode String	0x10	1 DWORD for the length in bytes. 1 WORD for each Unicode character. Characters are stored LSB first. Strings are not null-terminated.
Octet String	0x18	Custom data is represented as a contiguous sequence of bytes. 1 DWORD for the length in bytes. 1 BYTE for each data octet.
Composite	0x50	1 DWORD that specifies the entire length in bytes of the entire set of elements. List type--can be heterogeneous. Elements are stored in contiguous fashion according to the built-in data type storage rules.
SID	0x51	1 DWORD that specifies the entire length in bytes of the SID. SID in binary representation (as specified in section 2.4.2.2.)

Tokens in the preceding table that contain a base MUST include a base code from the following table.

Base	Code	Description
8	0x01	Octal
10	0x02	Decimal
16	0x03	Hexadecimal

Tokens in the preceding table that contain signs MUST include a sign code from the following table.

Relational operators interpret no sign (0x03) as positive.

Relational operators MUST use this to determine the sign of the literal during evaluation.

Sign	Code	Description
+	0x01	Plus sign in condition.
-	0x02	Minus sign in condition.
None	0x03	No sign in condition.

Thus the decimal value -1 encoded as a signed int64 would have the following binary representation (byte code, QWORD, sign byte, base byte):

```
0x04 0xFF 0xFF 0xFF 0xFF 0xFF 0xFF 0xFF 0xFF 0xFF 0x02 0x02
```

There are several things to note in the example. The sign and base bytes are used for display of the value. Even though the base byte indicates base 10, the value is stored as a 2's complement binary value. However, it will be displayed as a base 10 number.

The sign byte is handled similarly though with one important difference. If the sign byte indicates no sign, the value is treated as a positive number when displayed but appears with no explicit sign. However, when the value is used with a relational operator, the sign byte overrides the 2's complement sign.

#### 2.4.4.17.6 Relational Operator Tokens

Each relational operator examines one or more attribute values and evaluates to TRUE, FALSE or UNKNOWN, according to the defined behavior of the operator in the following table. In addition to the TRUE and FALSE values specified for each operator in the table, each relational operator MUST return "UNKNOWN" if the attribute tested does not exist in the security context.

For all operators other than the relational operators ==, Contains, and Any\_of, and the logical operator Exists, when multivalued attributes are on the left- and/or right-hand side of an operator, the operation will fail and produce an UNKNOWN value.

If any processing rule returns an error, then the entire conditional expression evaluates to UNKNOWN, regardless of the rest of the expression.

#### Unary Relational Operators:

The operand type MUST be either a SID literal, or a composite, each of whose elements is a SID literal.

The operand for unary operators is the variable on the top of the evaluation stack as specified in the EvaluateAceCondition algorithm in section 2.5.3.1.5.

Token Type	Byte-Code	Processing
Member_of	0x89	SDDL Form: <b>Member_of</b> <i>operand</i> Return TRUE if <b>SIDs[]</b> array (section 2.5.2) contains all of the SIDs in the operand; FALSE otherwise.
Device_Member_of<57>	0x8a	SDDL Form: <b>Device_Member_of</b> <i>operand</i> Return TRUE if <b>DeviceSIDs[]</b> array (section 2.5.2) contains all of the SIDs in the operand; FALSE otherwise.
Member_of_Any<58>	0x8b	SDDL Form: <b>Member_of_Any</b> <i>operand</i> Return TRUE if <b>SIDs[]</b> array (section 2.5.2) contains any of the SIDs in the operand; FALSE otherwise.
Device_Member_of_Any<59>	0x8c	SDDL Form: <b>Device_Member_of_Any</b> <i>operand</i> Return TRUE if <b>DeviceSIDs[]</b> array (section 2.5.2) contains any of the SIDs in the operand; FALSE otherwise.
Not_Member_of<60>	0x90	SDDL Form: <b>Not_Member_of</b> <i>operand</i> Logical inverse of <b>Member_of</b> .
Not_Device_Member_of<61>	0x91	SDDL Form: <b>Not_Device_Member_of</b> <i>operand</i> Logical inverse of <b>Device_Member_of</b> .
Not_Member_of_Any<62>	0x92	SDDL Form: <b>Not_Member_of_Any</b> <i>operand</i> Logical inverse of <b>Not_Member_of_Any</b> .
Not_Device_Member_of_Any<63>	0x93	SDDL Form: <b>Not_Device_Member_of_Any</b> <i>operand</i> Logical inverse of <b>Device_Member_of_Any</b> .

#### Binary Relational Operators

Binary relational operators compare left-hand-side (LHS) and right-hand-side (RHS) operands. The LHS MUST contain an attribute name in simple or @Prefixed form.<64> The RHS MUST contain an attribute in @Prefixed form or literals representing values of the same value type as the attribute variable on the LHS. If the LHS and RHS operands are of different types, then the entire conditional expression evaluates to UNKNOWN. Note, however, that BOOLEAN values TRUE and FALSE can be compared to the literal integers "1" and "0", but only when using the == or != operators.

Relational operators that compare string and octet string values compare each string operand byte by byte, terminating when the compared bytes differ in value. If a string is a prefix of a string it is compared to, the longer string is considered greater. The comparison is case-insensitive, unless the CLAIM\_SECURITY\_ATTRIBUTE\_VALUE\_CASE\_SENSITIVE flag value is set in the CLAIM\_SECURITY\_ATTRIBUTE\_RELATIVE\_V1 structure (section 2.4.10.1).<65>

If the type of an operand is "Result Value" then the operation returns an error.

If the type of an operand is "Local Attribute", "Resource Attribute", "Device Attribute" or "User Attribute" and the value is null then the logical value of the operand is UNKNOWN.

If the value of either operand is UNKNOWN then the operation returns UNKNOWN.

In the following processing rules, the LHS is the second variable on the stack and the RHS is the top of the stack as specified in the EvaluateAceCondition algorithm in section 2.5.3.1.5.

Token Type	Byte-Code	Processing
==	0x80	SDDL form: $(LHS == RHS)$ MUST evaluate to TRUE if the argument on the RHS evaluates to the exact value (single or set value) of the argument on the LHS; otherwise, FALSE.
!=	0x81	SDDL form: $(LHS != RHS)$ MUST evaluate to FALSE if the argument on the RHS evaluates to the exact value of the argument on LHS; otherwise, TRUE.
<	0x82	SDDL form: $(LHS < RHS)$ MUST evaluate to TRUE if the argument on the LHS is less than the argument on the RHS; otherwise, FALSE.
<=	0x83	SDDL form: $(LHS <= RHS)$ MUST evaluate to TRUE if the argument on the LHS is less than, or equal to, the argument on the RHS; otherwise, FALSE.
>	0x84	SDDL form: $(LHS > RHS)$ MUST evaluate to TRUE if the argument on the LHS is greater than the argument on the RHS; otherwise, FALSE.
>=	0x85	SDDL form: $(LHS >= RHS)$ MUST evaluate to TRUE if the argument on the LHS is greater than, or equal to, the argument on the RHS; otherwise, FALSE.
Contains	0x86	SDDL Form: <b>LHS Contains RHS</b> LHS MUST be an attribute name in simple or @Prefixed form. RHS MUST be a set of one or more literals, or an attribute name in @Prefixed form. MUST evaluate to TRUE if the value(s) for the specified LHS includes value(s) identical to each of the value(s) specified by the RHS; otherwise, FALSE.<66>
Any_of	0x88	SDDL Form: <b>LHS Any_of RHS</b> LHS MUST be an attribute name in simple or @Prefixed form. RHS MUST be a set of one or more literals, or an attribute name in @Prefixed form.

Token Type	Byte-Code	Processing
		MUST evaluate to TRUE if the RHS value set includes one or more of the value(s) of the specified LHS; otherwise, FALSE. RHS can be either a set or a single value.<67>
Not_Contains<68>	0x8e	SDDL Form: <i>LHS Not_Contains RHS</i> Logical inverse of <b>Contains</b> .
Not_Any_of<69>	0x8f	Form: <i>LHS Not_Any_of RHS</i> Logical inverse of <b>Any_of</b> .

#### 2.4.4.17.7 Logical Operator Tokens

Logical operators test the logical value of operands and produce TRUE, FALSE, or UNKNOWN according to the defined behavior of the operator. The operands of logical operators must be conditional expressions and/or expression terms. The logical value of an operand is the tri-state logical value it receives when evaluated according to the following:

- If the type of the operand is "Literal" then the operation returns an error.
- If the type of the operand is "Local Attribute", "Resource Attribute", "Device Attribute" or "User Attribute" and the value is null then the logical value of the operand is UNKNOWN.
- If an operand is a "Local Attribute", "Resource Attribute", "Device Attribute" or "User Attribute" and the value is an integer, the logical value of the operand is TRUE if the value is nonzero, and FALSE otherwise.
- If an operand is a "Local Attribute", "Resource Attribute", "Device Attribute" or "User Attribute" and the value is string, the logical value of the operand is TRUE if the length of the string is nonzero, and FALSE otherwise.
- If the type of an operand is "Result Value", the logical value of the operand is the value of the operand.
- If any processing rule returns an error, then the entire conditional expression evaluates to UNKNOWN regardless of the rest of the expression.

#### Unary Logical Operators

The operand for unary operators is the variable on the top of the evaluation stack as specified in the EvaluateAceCondition algorithm in section 2.5.3.1.5.

Token Type	Byte-Code	Processing
Exists	0x87	SDDL Form: <b>Exists</b> <i>operand</i>  If the type of the operand is "Local Attribute" If the value is non-null return TRUE Else return FALSE Else if the type of the operand is "Resource Attribute" Return TRUE if value is non-null; FALSE otherwise. Else return Error
Not_Exists<70>	0x8d	SDDL Form: <b>Not_Exists</b> <i>operand</i>

Token Type	Byte-Code	Processing
		Logical inverse of <b>Exists</b> .
Logical NOT (!)	0xa2	<pre> If the logical value of the operand is TRUE   Return FALSE If the logical value of the operand is FALSE   Return TRUE If the logical value of the operand is UNKNOWN   Return UNKNOWN </pre>

## Binary Logical Operators

In the processing rules that follow, the LHS is the second element on the stack and the RHS is the top of the stack as specified in the EvaluateAceCondition algorithm in section 2.5.3.1.5.

Token Type	Byte-Code	Processing
logical AND (&&)	0xa0	<p>SDDL Form: <i>LHS &amp;&amp; RHS</i></p> <pre> If the logical value of either operand is FALSE   Return FALSE Else if the logical value of either operand is UNKNOWN   Return UNKNOWN Else Return TRUE </pre>
logical OR (  )	0xa1	<p>SDDL Form: <i>LHS    RHS</i></p> <pre> If the logical value of either operand is TRUE   Return TRUE Else if the logical value of either operand is UNKNOWN   Return UNKNOWN Else Return FALSE </pre>

### 2.4.4.17.8 Attribute Tokens

Attributes can be associated with local environments, users, resources, or devices.

Token Type	Byte-Code	Token Data Encoding
Local Attribute	0xf8	Encoding same as Unicode string. Lookup based on string name.
User Attribute	0xf9	Encoding same as Unicode String. Lookup based on string name.
Resource Attribute	0xfa	Encoding same as Unicode String. Lookup based on string name.
Device Attribute	0xfb	Encoding same as Unicode String. Lookup based on string name.

### 2.4.4.17.9 Examples: Conditional Expression Binary Representation

#### Example 1: Attributes in Simple Form

For the following conditional expression:

```
(Title=="VP")
```

The **ApplicationData** member of the CALLBACK ACEs structure will have the following physical packing (numbers are in hexadecimal):

	Local Attribute "Title"			Literal value "VP"			Operator "=="	
Conditional- ace signature	Attribute token			String literal token			'==' token	Padding
Signature bytes	Attribute byte-code	Length (DWORD)	Unicode characters	Unicode string byte-code	Length (DWORD)	Unicode characters	'==' byte-code	
61 72 74 78	f8	a 0 0 0	54 00 69 00 74 00 6c 00 65 00	10	4 0 0 0	56 00 50 00	80	00 00 00

**Figure 3: Components of the Application Data member for the conditional expression (Title=="VP")**

The following hexadecimal byte dump shows the contents of the ApplicationData in contiguous memory for the preceding conditional expression (with three added bytes for padding).

```
61 72 74 78 f8 0a 00 00 artx....
00 54 00 69 00 74 00 6c .T.i.t.l
00 65 00 10 04 00 00 00 .e.....
56 00 50 00 80 00 00 00 V.P.....
```

#### Example 2: @Prefixed Attribute Names and Multiple Terms

For the following conditional expression illustrates @Prefixed attribute names and use of multiple terms as expressed in SDDL:

```
(@User.smartcard==1 || @Device.managed==1) && (@Resource.dept Any_of{"Sales","HR"})
```

SDDL strings encoded into an ApplicationData field MUST be ordered to maintain SDDL precedence rules as specified in section 2.5.1.3. The preceding conditional expression expressions can be reordered in postfix notation as follows:

@User.smartcard	1	=	@Device.managed	1	=		@Resource.dept	{Sales,HR}	Any_of	&
rd		=	ed		=		pt	}	f	&

The following figure shows the mapping from the above postfix expression to the layout in memory:



SDDL (descending in post-fix notation)	Token mapping	Byte field mapping	Data bytes (hexadecimal)
	Conditional ACE (sig)	4 Signature bytes	61 72 74 78
@User.smartcard	@User Attribute	@User byte code	f9
		Length (DWORD)	12 00 00 00
		'smartcard' Unicode chars	73 00 6d 00 61 00 72 00 74 00 63 00 61 00 72 00 64 00
1	Literal Int64	Signed int64 byte code	04
		Int value	01 00 00 00 00 00 00 00
		Sign (no sign)	03
		Base code (decimal)	02
==	Operator: ==	'==' byte code	80
@Device.managed	@Device Attribute token	@Device byte code	fb
		Length (DWORD)	0e 00 00 00
		'managed' Unicode chars	6d 00 61 00 6e 00 61 00 67 00 65 00 64 00
1	Literal Int64	Signed int64 byte code	04
		Int value	01 00 00 00 00 00 00 00
		Sign (no sign)	03
		Base code (decimal)	02
==	Operator: ==	'==' byte code	80
	Operator:	'  ' byte code	a1
@Resource.Dept	@Resource attribute	@Resource byte-code	fa
		Length (DWORD)	08 00 00 00
		'dept' Unicode chars	64 00 65 00 70 00 74 00
{"Sales", "HR"}	Composite Token containing two strings tokens	Composite byte-code	50
		Composite Length (DWORD)	18 00 00 00
		Unicode string byte-code	10
		Length (DWORD)	0a 00 00 00
		'Sales' Unicode chars	53 00 61 00 6c 00 65 00 73 00
		Unicode string byte-code	10
		Length (DWORD)	04 00 00 00
		'HR' Unicode chars	48 00 52 00
Any_of	Operator: Any_of	Any_of byte-code	88
&&	Operator: logical AND	'&&' byte-code	a0
Padding	Padding	Padding	00 00 00 00 00 00 00 00 00 00 00 00 00

**Figure 4: Postfix to memory mapping for "(@User.smartcard == 1 || @Device.managed == 1) && (@Resource.dept Any\_of {"Sales","HR"})"**

### Example 3: RHS Attribute Variables and SID-based Operators

The following conditional expression illustrates @Prefixed attribute names with an attribute variable on the RHS of the operator and the use of a SID-based operator (Member\_Of) as expressed in SDDL:

```
(@User.clearanceLevel>=@Resource.requiredClearance) || (Member_of{SID(BA)})
```

SDDL strings encoded into an **ApplicationData** field MUST be ordered to maintain SDDL precedence rules as specified in section 2.5.1.3. The preceding conditional expression can be reordered in postfix notation as follows:

@User.clearanceLevel	@Resource.requiredClearance	>=	{SID(BA)}	Member_of	
----------------------	-----------------------------	----	-----------	-----------	--

The following figure shows the mapping from the preceding postfix expression to the layout in memory.

SDDL (descending in post-fix notation)	Token mapping	Byte field mapping	Data bytes (hexadecimal)
	Conditional ACE (sig)	4 Signature bytes	61 72 74 78
@User.clearanceLevel	@User Attribute	@User byte code	f9
		Length (DWORD)	1c 00 00 00
		'clearanceLevel' Unicode chars	63 00 6c 00 65 00 61 00 72 00 61 00 6e 00 63 00 65 00 4c 00 65 00 76 00 65 00 6c 00
@Resource.requiredClearance	@Resource Attribute	@Resource byte-code	fa
		Length (DWORD)	22 00 00 00
		'requiredClearance' Unicode chars	72 00 65 00 71 00 75 00 69 00 72 00 65 00 64 00 43 00 6c 00 65 00 61 00 72 00 61 00 6e 00 63 00 65 00
>=	Operator: >=	>= byte code	85
{SID(BA)}	Composite token containing one SID token	Composite byte-code	50
		Composite Length (DWORD)	15 00 00 00
		SID byte-code	51
		Length (DWORD)	10 00 00 00
		SID data-bytes	01 02 00 00 00 00 00 05 20 00 00 00 20 02 00 00
Member_of	Operator: Member_of	Member_of byte-code	89
	Operator:	byte-code	a1
Padding	Padding	Padding	00 00 00

**Figure 5: Postfix to memory mapping for (@User.clearanceLevel >= @Resource.requiredClearance) || (Member\_of {SID(BA)})**

### 2.4.5 ACL

The access control list (ACL) packet is used to specify a list of individual access control entries (ACEs). An ACL packet and an array of ACEs comprise a complete access control list.

The individual ACEs in an ACL are numbered from 0 to n, where n+1 is the number of ACEs in the ACL. When editing an ACL, an application refers to an ACE within the ACL by the ACE index.

In the absence of implementation-specific functions to access the individual ACEs, access to each ACE MUST be computed by using the **AclSize** and **AceCount** fields to parse the wire packets following the

ACL to identify each ACE\_HEADER, which in turn contains the information needed to obtain the specific ACEs.

An ACL is said to be in canonical form if:

- All explicit ACEs are placed before inherited ACEs.
- Within the explicit ACEs, deny ACEs come before grant ACEs.
- Deny ACEs on the object come before deny ACEs on a child or property.
- Grant ACEs on the object come before grant ACEs on a child or property.
- Inherited ACEs are placed in the order in which they were inherited.

There are two types of ACL:

- A discretionary access control list (DACL) is controlled by the owner of an object or anyone granted WRITE\_DAC access to the object. It specifies the access particular users and groups can have to an object. For example, the owner of a file can use a DACL to control which users and groups can and cannot have access to the file.
- A system access control list (SACL) is similar to the DACL, except that the SACL is used to audit rather than control access to an object. When an audited action occurs, the operating system records the event in the security log. Each ACE in a SACL has a header that indicates whether auditing is triggered by success, failure, or both; a SID that specifies a particular user or security group to monitor; and an access mask that lists the operations to audit.

The SACL also MAY contain a label ACE that defines the integrity level of the object.

The only valid ACE types for a SACL are the auditing types (SYSTEM\_AUDIT\_ACE\_TYPE, SYSTEM\_AUDIT\_OBJECT\_ACE\_TYPE, SYSTEM\_AUDIT\_CALLBACK\_ACE\_TYPE, and SYSTEM\_AUDIT\_CALLBACK\_OBJECT\_ACE\_TYPE), the label type (SYSTEM\_MANDATORY\_LABEL\_ACE\_TYPE), the system resource attribute type (SYSTEM\_RESOURCE\_ATTRIBUTE\_ACE\_TYPE), and the scoped policy type (SYSTEM\_SCOPED\_POLICY\_ID\_ACE\_TYPE), as specified in section 2.4.4.1.

The SACL MUST NOT contain ACEs that belong in the DACL, and the DACL MUST NOT contain ACE types that belong in the SACL. Doing so results in unspecified behavior.

0	1	2	3	4	5	6	7	8	9	10	11	12	13	14	15	16	17	18	19	20	21	22	23	24	25	26	27	28	29	30	31
AclRevision										Sbz1										AclSize											
AceCount															Sbz2																

**AclRevision (1 byte):** An unsigned 8-bit value that specifies the revision of the ACL. The only two legitimate forms of ACLs supported for on-the-wire management or manipulation are type 2 and type 4. No other form is valid for manipulation on the wire. Therefore this field MUST be set to one of the following values.

Value	Meaning
ACL_REVISION_0x02	When set to 0x02, only <b>AceTypes</b> 0x00, 0x01, 0x02, 0x03, 0x11, 0x12, and 0x13 can be present in the ACL. An <b>AceType</b> of 0x11 is used for SACLs but not for DACLs. For more information about ACE types, see section 2.4.4.1.
ACL_REVISION_DS	When set to 0x04, <b>AceTypes</b> 0x05, 0x06, 0x07, 0x08, and 0x11 are allowed. ACLs of

Value	Meaning
0x04	revision 0x04 are applicable only to directory service objects. An <b>AceType</b> of 0x11 is used for SACLs but not for DACLs.

**Sbz1 (1 byte):** An unsigned 8-bit value. This field is reserved and MUST be set to zero.

**AclSize (2 bytes):** An unsigned 16-bit integer that specifies the size, in bytes, of the complete ACL, including all ACEs.

**AceCount (2 bytes):** An unsigned 16-bit integer that specifies the count of the number of ACE records in the ACL.

**Sbz2 (2 bytes):** An unsigned 16-bit integer. This field is reserved and MUST be set to zero.

### 2.4.5.1 ACL--RPC Representation

The RPC representation of the ACL data type specifies the elements needed to access a complete access control list, including both the ACL header structure and the array of ACEs. The individual members are as specified in section 2.4.5.

The ACL structure MUST be aligned on a 32-bit boundary.

In the absence of implementation-specific functions to access the individual ACEs, access to each ACE MUST be computed by using the **AclSize** and **AceCount** members to parse the memory following the ACL to identify each ACE\_HEADER, which in turn contains the information needed to obtain the specific ACEs.

```
typedef struct _ACL {
    unsigned char AclRevision;
    unsigned char Sbz1;
    unsigned short AclSize;
    unsigned short AceCount;
    unsigned short Sbz2;
} ACL,
*PACL;
```

### 2.4.6 SECURITY\_DESCRIPTOR

The SECURITY\_DESCRIPTOR structure defines the security attributes of an object. These attributes specify who owns the object; who can access the object and what they can do with it; what level of audit logging can be applied to the object; and what kind of restrictions apply to the use of the security descriptor.

Security descriptors appear in one of two forms, absolute or self-relative.

A security descriptor is said to be in absolute format if it stores all of its security information via pointer fields, as specified in the RPC representation in section 2.4.6.1.

A security descriptor is said to be in self-relative format if it stores all of its security information in a contiguous block of memory and expresses all of its pointer fields as offsets from its beginning. The order of appearance of pointer target fields is not required to be in any particular order; the location of the OwnerSid, GroupSid, Sacl, and/or Dacl is only based on OffsetOwner, OffsetGroup, OffsetSacl, and/or OffsetDacl pointers found in the fixed portion of the relative security descriptor.<72>

The self-relative form of the security descriptor is required if one wants to transmit the SECURITY\_DESCRIPTOR structure as an opaque data structure for transmission in communication protocols over a wire, or for storage on secondary media; the absolute form cannot be transmitted because it contains pointers to objects that are generally not accessible to the recipient.

When a self-relative security descriptor is transmitted over a wire, it is sent in little-endian format and requires no padding.

0	1	2	3	4	5	6	7	8	9	10	11	12	13	14	15	16	17	18	19	20	21	22	23	24	25	26	27	28	29	30	31
Revision								Sbz1								Control															
OffsetOwner																															
OffsetGroup																															
OffsetSacl																															
OffsetDacl																															
OwnerSid (variable)																															
...																															
GroupSid (variable)																															
...																															
Sacl (variable)																															
...																															
Dacl (variable)																															
...																															

**Revision (1 byte):** An unsigned 8-bit value that specifies the revision of the SECURITY\_DESCRIPTOR structure. This field MUST be set to one.

**Sbz1 (1 byte):** An unsigned 8-bit value with no meaning unless the **Control** RM bit is set to 0x1. If the RM bit is set to 0x1, **Sbz1** is interpreted as the resource manager control bits that contain specific information<73> for the specific resource manager that is accessing the structure. The permissible values and meanings of these bits are determined by the implementation of the resource manager.

**Control (2 bytes):** An unsigned 16-bit field that specifies control access bit flags. The Self Relative (SR) bit MUST be set when the security descriptor is in self-relative format.

0	1	2	3	4	5	6	7	8	9	10	11	12	13	14	15
S	R	P	P	S	D	S	D	S	D	S	S	D	D	G	O
R	M	S	D	I	I	C	C	S	T	D	P	D	P	D	D

Where the bits are defined as:

Value	Description
SR Self-Relative	Set when the security descriptor is in self-relative format. Cleared when the security descriptor is in absolute format.
RM RM Control Valid	Set to 0x1 when the <b>Sbz1</b> field is to be interpreted as resource manager control bits.
PS SACL Protected	Set when the SACL will be protected from inherit operations.
PD DACL Protected	Set when the DACL will be protected from inherit operations.
SI SACL Auto-Inherited	Set when the SACL was created through inheritance.
DI DACL Auto-Inherited	Set when the DACL was created through inheritance.
SC SACL Computed Inheritance Required	Set when the SACL is to be computed through inheritance. When both SC and SI are set, the resulting security descriptor sets SI; the SC setting is not preserved.
DC DACL Computed Inheritance Required	Set when the DACL is to be computed through inheritance. When both DC and DI are set, the resulting security descriptor sets DI; the DC setting is not preserved.
SS Server Security	Set when the caller wants the system to create a Server ACL based on the input ACL, regardless of its source (explicit or defaulting).
DT DACL Trusted	Set when the ACL that is pointed to by the <b>DACL</b> field was provided by a trusted source and does not require any editing of compound ACEs.
SD SACL Defaulted	Set when the SACL was established by default means.
SP SACL Present	Set when the SACL is present on the object.
DD DACL Defaulted	Set when the DACL was established by default means.
DP DACL Present	Set when the DACL is present on the object.
GD Group Defaulted	Set when the group was established by default means.
OD Owner Defaulted	Set when the owner was established by default means.

**OffsetOwner (4 bytes):** An unsigned 32-bit integer that specifies the offset to the SID. This SID specifies the owner of the object to which the security descriptor is associated. This must be a valid offset if the OD flag is not set. If this field is set to zero, the **OwnerSid** field MUST not be present.

**OffsetGroup (4 bytes):** An unsigned 32-bit integer that specifies the offset to the SID. This SID specifies the group of the object to which the security descriptor is associated. This must be a

valid offset if the GD flag is not set. If this field is set to zero, the **GroupSid** field MUST not be present.

**OffsetSacl (4 bytes):** An unsigned 32-bit integer that specifies the offset to the ACL that contains system ACEs. Typically, the system ACL contains auditing ACEs (such as SYSTEM\_AUDIT\_ACE, SYSTEM\_AUDIT\_CALLBACK\_ACE, or SYSTEM\_AUDIT\_CALLBACK\_OBJECT\_ACE), and at most one Label ACE (as specified in section 2.4.4.13). This must be a valid offset if the SP flag is set; if the SP flag is not set, this field MUST be set to zero. If this field is set to zero, the **Sacl** field MUST not be present.

**OffsetDacl (4 bytes):** An unsigned 32-bit integer that specifies the offset to the ACL that contains ACEs that control access. Typically, the DACL contains ACEs that grant or deny access to principals or groups. This must be a valid offset if the DP flag is set; if the DP flag is not set, this field MUST be set to zero. If this field is set to zero, the **Dacl** field MUST not be present.

**OwnerSid (variable):** The SID of the owner of the object. The length of the SID MUST be a multiple of 4. This field MUST be present if the **OffsetOwner** field is not zero.

**GroupSid (variable):** The SID of the group of the object. The length of the SID MUST be a multiple of 4. This field MUST be present if the **GroupOwner** field is not zero.<74>

**Sacl (variable):** The SAcl of the object. The length of the SID MUST be a multiple of 4. This field MUST be present if the SP flag is set.

**Dacl (variable):** The DACL of the object. The length of the SID MUST be a multiple of 4. This field MUST be present if the DP flag is set.

#### 2.4.6.1 SECURITY\_DESCRIPTOR--RPC Representation

The RPC representation of the SECURITY\_DESCRIPTOR structure defines the in-memory representation of the SECURITY\_DESCRIPTOR message. The individual member semantics for the **Revision**, **Sbz1**, **Control**, **Owner**, **Group**, **Sacl** and **Dacl** members are as specified in section 2.4.6, with the exceptions that Owner corresponds to OwnerSid, and Group corresponds to GroupSid, respectively.

```
typedef struct _SECURITY_DESCRIPTOR {
    UCHAR Revision;
    UCHAR Sbz1;
    USHORT Control;
    PSID Owner;
    PSID Group;
    PACL Sacl;
    PACL Dacl;
} SECURITY_DESCRIPTOR,
 *PSECURITY_DESCRIPTOR;
```

**Revision:** As specified in section 2.4.6.

**Sbz1:** As specified in section 2.4.6.

**Control:** As specified in section 2.4.6.

**Owner:** Pointer to the Owner SID (OwnerSid), as specified in section 2.4.6.

**Group:** Pointer to the Group SID (GroupSid), as specified in section 2.4.6.

**Sacl:** Pointer to the Sacl, as specified in section 2.4.6.

**Dacl:** Pointer to the Dacl, as specified in section 2.4.6.

## 2.4.7 SECURITY\_INFORMATION

The SECURITY\_INFORMATION data type identifies the object-related security information being set or queried. This security information includes:

- The owner of an object.
- The primary group of an object.
- The discretionary access control list (DACL) of an object.
- The system access control list (SACL) of an object.

An unsigned 32-bit integer specifies portions of a SECURITY\_DESCRIPTOR by means of bit flags. Individual bit values (combinable with the bitwise OR operation) are as shown in the following table.

Value	Meaning
OWNER_SECURITY_INFORMATION 0x00000001	The owner identifier of the object is being referenced.
GROUP_SECURITY_INFORMATION 0x00000002	The primary group identifier of the object is being referenced.
DACL_SECURITY_INFORMATION 0x00000004	The DACL of the object is being referenced.
SACL_SECURITY_INFORMATION 0x00000008	The SACL of the object is being referenced.
LABEL_SECURITY_INFORMATION 0x00000010	The mandatory integrity label is being referenced.
UNPROTECTED_SACL_SECURITY_INFORMATION 0x10000000	The SACL inherits access control entries (ACEs) from the parent object.
UNPROTECTED_DACL_SECURITY_INFORMATION 0x20000000	The DACL inherits ACEs from the parent object.
PROTECTED_SACL_SECURITY_INFORMATION 0x40000000	The SACL cannot inherit ACEs.
PROTECTED_DACL_SECURITY_INFORMATION 0x80000000	The DACL cannot inherit ACEs.
ATTRIBUTE_SECURITY_INFORMATION 0x00000020	A SYSTEM_RESOURCE_ATTRIBUTE_ACE (section 2.4.4.15) is being referenced.
SCOPE_SECURITY_INFORMATION 0x00000040	A SYSTEM_SCOPED_POLICY_ID_ACE (section 2.4.4.16) is being referenced.
PROCESS_TRUST_LABEL_SECURITY_INFORMATION 0x00000080	Reserved.
BACKUP_SECURITY_INFORMATION 0x00010000	The security descriptor is being accessed for use in a backup operation.

This type is declared as follows:



```
typedef DWORD SECURITY_INFORMATION, *PSECURITY_INFORMATION;
```

## 2.4.8 TOKEN\_MANDATORY\_POLICY

The `TOKEN_MANDATORY_POLICY` structure specifies the mandatory integrity policy for a token.

```
typedef struct _TOKEN_MANDATORY_POLICY {  
    DWORD Policy;  
} TOKEN_MANDATORY_POLICY,  
*PTOKEN_MANDATORY_POLICY;
```

**Policy:** The **Policy** member contains a value denoting the mandatory integrity policy of the token; these values are mutually exclusive.

Value	Meaning
<code>TOKEN_MANDATORY_POLICY_OFF</code> 0x00000000	No mandatory integrity policy is enforced for the token.
<code>TOKEN_MANDATORY_POLICY_NO_WRITE_UP</code> 0x00000001	A process associated with the token cannot write to objects that have a greater mandatory integrity level.
<code>TOKEN_MANDATORY_POLICY_NEW_PROCESS_MIN</code> 0x00000002	A process created with the token has an integrity level that is the lesser of the parent-process integrity level and the executable-file integrity level.

## 2.4.9 MANDATORY\_INFORMATION

The `MANDATORY_INFORMATION` structure defines mandatory security information for a securable object.

```
typedef struct _MANDATORY_INFORMATION {  
    ACCESS_MASK AllowedAccess;  
    BOOLEAN WriteAllowed;  
    BOOLEAN ReadAllowed;  
    BOOLEAN ExecuteAllowed;  
    TOKEN_MANDATORY_POLICY MandatoryPolicy;  
} MANDATORY_INFORMATION,  
*PMANDATORY_INFORMATION;
```

**AllowedAccess:** The **AllowedAccess** member specifies the access mask that is used to encode the user rights to an object.

**WriteAllowed:** Specifies write properties for the object.

**ReadAllowed:** Specifies read properties for the object.

**ExecuteAllowed:** Specifies execution properties for the object.

**MandatoryPolicy:** Specifies the integrity policy for the object.

## 2.4.10 CLAIM\_SECURITY\_ATTRIBUTE

The CLAIM\_SECURITY\_ATTRIBUTE type specifies a security attribute (also called a security claim) in various formats.

### 2.4.10.1 CLAIM\_SECURITY\_ATTRIBUTE\_RELATIVE\_V1

The CLAIM\_SECURITY\_ATTRIBUTE\_RELATIVE\_V1 structure defines a resource attribute that is defined in contiguous memory for persistence within a serialized Security Descriptor.

```
typedef struct _CLAIM_SECURITY_ATTRIBUTE_RELATIVE_V1 {
    DWORD Name;
    WORD ValueType;
    WORD Reserved;
    DWORD Flags;
    DWORD ValueCount;
    union {
        PLONG64 pInt64[];
        PDWORD64 pUInt64[];
        PWSTR ppString[];
        PCLAIM_SECURITY_ATTRIBUTE_OCTET_STRING_RELATIVE pOctetString[];
    } Values;
} CLAIM_SECURITY_ATTRIBUTE_RELATIVE_V1;
*PCLAIM_SECURITY_ATTRIBUTE_RELATIVE_V1;
```

**Name:** A DWORD value indicating an offset from the beginning of the CLAIM\_SECURITY\_ATTRIBUTE\_RELATIVE\_V1 structure to a string of Unicode characters containing the name of the claim security attribute. The string **MUST** be at least 4 bytes in length.

**ValueType:** A union tag value indicating the type of information referred to by the Values member. The **Values** member **MUST** be an array of offsets from the beginning of the CLAIM\_SECURITY\_ATTRIBUTE\_RELATIVE\_V1 structure to the specified **ValueType**. **ValueType** **MUST** be one of the following values:

Value	Meaning
CLAIM_SECURITY_ATTRIBUTE_TYPE_INT64 0x0001	<b>Values</b> member refers to an array of offsets to LONG64 value(s).
CLAIM_SECURITY_ATTRIBUTE_TYPE_UINT64 0x0002	<b>Values</b> member refers to an array of offsets to ULONG64 value(s).
CLAIM_SECURITY_ATTRIBUTE_TYPE_STRING 0x0003	<b>Values</b> member refers to an array of offsets to Unicode character string value(s).
CLAIM_SECURITY_ATTRIBUTE_TYPE_SID 0x0005	The <b>Values</b> member refers to an array of offsets to CLAIM_SECURITY_ATTRIBUTE_OCTET_STRING_RELATIVE value(s) where the OctetString value is a SID string.
CLAIM_SECURITY_ATTRIBUTE_TYPE_BOOLEAN 0x0006	The <b>Values</b> member refers to an array of offsets to ULONG64 values where each element indicates a Boolean value. The value 1 indicates TRUE, and the value 0 indicates FALSE.
CLAIM_SECURITY_ATTRIBUTE_TYPE_OCTET_STRING 0x0010	<b>Values</b> member contains an array of CLAIM_SECURITY_ATTRIBUTE_OCTET_STRING_RELATIVE value(s) as specified in section 2.4.10.2.

**Reserved:** Reserved. This member **MUST** be set to zero when sent and **MUST** be ignored when received.

**Flags:** The upper two bytes of this DWORD are available for application-specific data. The two lowest-order bits in the lower of these two bytes are reserved. These two bytes **MAY** contain only one of the following values in those two bits:

Value	Meaning
FCI_CLAIM_SECURITY_ATTRIBUTE_MANUAL 0x0001	The CLAIM_SECURITY_ATTRIBUTE has been manually assigned
FCI_CLAIM_SECURITY_ATTRIBUTE_POLICY_DERIVED 0x0002	The CLAIM_SECURITY_ATTRIBUTE has been determined by a central policy.

The lower two bytes of this DWORD **MUST** be zero or a bitwise combination of one or more of the following values: <76>

Value	Meaning
CLAIM_SECURITY_ATTRIBUTE_NON_INHERITABLE 0x0001	This claim security attribute is not inherited across processes. <77>
CLAIM_SECURITY_ATTRIBUTE_VALUE_CASE_SENSITIVE 0x0002	The value of the claim security attribute is case sensitive. This flag is valid for values that contain string types.
CLAIM_SECURITY_ATTRIBUTE_USE_FOR_DENY_ONLY 0x0004	Reserved for future use.
CLAIM_SECURITY_ATTRIBUTE_DISABLED_BY_DEFAULT 0x0008	The claim security attribute is disabled by default.
CLAIM_SECURITY_ATTRIBUTE_DISABLED 0x0010	Reserved for future use.
CLAIM_SECURITY_ATTRIBUTE_MANDATORY 0x0020	The claim security attribute is mandatory.

**ValueCount:** The number of values contained in the **Values** member.

**Values:** An array of offsets from the beginning of the CLAIM\_SECURITY\_ATTRIBUTE\_RELATIVE\_V1 structure. Each offset indicates the location of a claim security attribute value of type specified in the **ValueType** member.

#### 2.4.10.2 CLAIM\_SECURITY\_ATTRIBUTE\_OCTET\_STRING\_RELATIVE

The CLAIM\_SECURITY\_ATTRIBUTE\_OCTET\_STRING\_RELATIVE structure specifies an octet string. <78>

```
typedef struct _CLAIM_SECURITY_ATTRIBUTE_OCTET_STRING_RELATIVE {  
    DWORD Length;  
    BYTE OctetString[];  
} CLAIM_SECURITY_ATTRIBUTE_OCTET_STRING_RELATIVE,  
*PCLAIM_SECURITY_ATTRIBUTE_OCTET_STRING_RELATIVE;
```

**Length:** The length, in bytes, of the value contained in the **OctetString** field.

**OctetString:** An array of bytes containing the octet string value. The length of the value is specified by the **Length** field.

## 2.5 Additional Information for Security Types

### 2.5.1 Security Descriptor Description Language

The SECURITY\_DESCRIPTOR structure is a compact binary representation of the security associated with an object in a directory or on a file system, or in other stores. It is not, however, convenient for use in tools that operate primarily on text strings. Therefore, a text-based form of the security descriptor is available for situations when a security descriptor must be carried by a text method. This format is the Security Descriptor Description Language (SDDL).<79>

For more information on SDDL for Device Objects, see [MSDN-SDDLforDevObj].

#### 2.5.1.1 Syntax

An SDDL string is a single sequence of characters. The format can be ANSI or Unicode; the actual protocol MUST specify the character set that is used. Regardless of the character set used, the characters that can be used are alphanumeric and punctuation.

The format for an SDDL string is described by the following ABNF (as specified in [RFC5234]) grammar, where the elements are as shown here.<80>

```
sddl = [owner-string] [group-string] [dacl-string] [sacl-string]
owner-string = "O:" sid-string
group-string = "G:" sid-string
dacl-string = "D:" [acl-flag-string] [aces]
sacl-string = "S:" [acl-flag-string] [aces]
sid-string = sid-token / sid-value
sid-value = SID
    ; defined in section 2.4.2.1
sid-token = "DA" / "DG" / "DU" / "ED" / "DD" / "DC" / "BA" / "BG" / "BU" / "LA" / "LG" / "AO"
    / "BO" / "PO" / "SO" / "AU" / "PS" / "CO" / "CG" / "SY" / "PU" / "WD" / "RE" / "IU" / "NU" /
    "SU" / "RC" / "WR" / "AN" / "SA" / "CA" / "RS" / "EA" / "PA" / "RU" / "LS" / "NS" / "RD" /
    "NO" / "MU" / "LU" / "IS" / "CY" / "OW" / "ER" / "RO" / "CD" / "AC" / "RA" / "ES" / "MS" /
    "UD" / "HA" / "CN" / "AA" / "RM" / "LW" / "ME" / "MP" / "HI" / "SI"
acl-flag-string = *acl-flag
acl-flag = "P" / "AR" / "AI"
aces = *(ace / conditional-ace / resource-attribute-ace)
ace = "(" ace-type ";" [ace-flag-string] ";" ace-rights ";" [object-guid] ";" [inherit-
object-guid] ";" sid-string ")"
ace-type = "A" / "D" / "OA" / "OD" / "AU" / "OU" / "ML" / "SP"
conditional-ace = "(" conditional-ace-type ";" [ace-flag-string] ";" ace-rights ";" [object-
guid] ";" [inherit-object-guid] ";" sid-string ";" "(" cond-expr ")" ")"
conditional-ace-type = "XA" / "XD" / "ZA" / "XU"
central-policy-ace = "(" "SP" ";" [ace-flag-string] ";;;" capid-value-sid ")"
capid-value-sid = "S-1-17-" 1*SubAuthority
    ; SubAuthority defined in section 2.4.2.1
resource-attribute-ace = "(" "RA" ";" [ace-flag-string] ";;;" ( "WD" / "S-1-1-0" ) ";" ("
attribute-data ") ")"
attribute-data = DQUOTE 1*attr-char2 DQUOTE "," ( TI-attr / TU-attr / TS-attr / TD-attr / TX-
attr / TB-attr )
TI-attr = "TI" "," attr-flags *("," int-64)
TU-attr = "TU" "," attr-flags *("," uint-64)
TS-attr = "TS" "," attr-flags *("," char-string)
TD-attr = "TD" "," attr-flags *("," sid-string)
TX-attr = "TX" "," attr-flags *("," octet-string)
TB-attr = "TB" "," attr-flags *("," ( "0" / "1" ) )
attr-flags = "0x" ([*HEXDIG "00"] sys-attr-flags / *"0" sys-attr-flags / *"0" HEXDIG)
sys-attr-flags = ( "0" / "1" / "2" / "3" ) HEXDIG
ace-flag-string = ace-flag ace-flag-string / ""
ace-flag = "CI" / "OI" / "NP" / "IO" / "ID" / "SA" / "FA"
```

```

ace-rights = (*text-rights-string) / ("0x" 1*8HEXDIG) / ("0" 1*%x30-37) / (1*DIGIT )
; numeric values must fit within 64 bits
text-rights-string = generic-rights-string / standard-rights-string / object-specific-rights-
string
generic-rights-string = generic-right / generic-rights-string / ""
generic-right = "GA" / "GW" / "GR" / "GX"
standard-rights-string = standard-right / standard-rights-string / ""
standard-right = "WO" / "WD" / "RC" / "SD"
object-specific-rights-string = object-specific-right / object-specific-rights-string / ""
object-specific-right = <any object-specific right, for objects like files, registry keys,
directory objects, and others>
guid = "" / 8HEXDIG "-" 4HEXDIG "-" 4HEXDIG "-" 4HEXDIG "-" 12HEXDIG
; The second option is the GUID of the object in the form
; "XXXXXXXX-XXXX-XXXX-XXXX-XXXXXXXXXXXX" Where each "X" is a Hex digit
object-guid = guid
inherit-object-guid = guid
wspace = 1*(%x09-0D / %x20)
term = [wspace] (memberof-op / exists-op / rel-op / contains-op / anyof-op / attr-name / rel-
op2) [wspace]
; multiple rules for cond-expr to represent different precedence of || and &&
; super-term and factor are intermediate rules and used only in this part of the grammar
cond-expr = expr
expr = super-term [wspace] *( "|" [wspace] super-term )
super-term = factor [wspace] *( "&&" [wspace] factor )
factor = term
factor /= "(" [wspace] expr [wspace] ")"
factor /= "!" [wspace] factor
;
memberof-op = ( "Member_of" / "Not_Member_of" / "Member_of_Any" / "Not_Member_of_Any" /
"Device_Member_of" / "Device_Member_of_Any" / "Not_Device_Member_of" /
"Not_Device_Member_of_Any" ) wspace sid-array
exists-op = ( "Exists" / "Not_exists" ) wspace attr-name
rel-op = attr-name [wspace] ("<" / "<=" / ">" / ">=") [wspace] (attr-name2 / value)
; only scalars
rel-op2 = attr-name [wspace] ("==" / "!=") [wspace] ( attr-name2 / value-array )
; scalar or list
contains-op = attr-name wspace ("Contains" / "Not_Contains") wspace (attr-name2 / value-
array)
anyof-op = attr-name wspace ("Any_of" / "Not_Any_of") wspace (attr-name2 / value-array)
attr-name1 = attr-char1 *(attr-char1 / "@")
; old simple name
attr-char1 = 1*(ALPHA / DIGIT / ":" / "." / "/" / "_")
attr-name2 = ("@user." / "@device." / "@resource.") 1*attr-char2
; new prefixed name form
attr-char2 = attr-char1 / lit-char
attr-name = attr-name1 / attr-name2
; either name form
sid-array = "{" [wspace] literal-SID [wspace] *( "," [wspace] literal-SID [wspace] ) "}"
literal-SID = "SID(" sid-string ")"
value-array = value [wspace] / "{" [wspace] value [wspace] *( "," [wspace] value [wspace] ) "}"
value = int-64 / char-string / octet-string
int-64 = ["+" / "-"] ("0x" 1*HEXDIG) / ("0" 1*%x30-37) / 1*DIGIT
; values must fit within 64 bits in two's complement form
uint-64 = ("0x" 1*HEXDIG) / ("0" 1*%x30-37) / 1*DIGIT
; values must fit within 64 bits
char-string = DQUOTE *(CHAR) DQUOTE
octet-string = "#" *(2HEXDIG)
lit-char = "#" / "$" / "!" / "*" / "+" / "-" / "." / "/" / ":" / ";" / "?" / "@" / "[" / "\"
/ "]" / "^" / "_" / "`" / "{" / "}" / "~" / %x0080-FFFF / ( "%" 4HEXDIG)
; 4HEXDIG can have any value except 0000 (NULL)

```

**sid-token:** An abbreviated form of a well-known SID, per the following table.

SDDL alias	Well-Known SID name
"DA"	DOMAIN_ADMINS

<b>SDDL alias</b>	<b>Well-Known SID name</b>
"DG"	DOMAIN_GUESTS
"DU"	DOMAIN_USERS
"ED"	ENTERPRISE_DOMAIN_CONTROLLERS
"DD"	DOMAIN_DOMAIN_CONTROLLERS
"DC"	DOMAIN_COMPUTERS
"BA"	BUILTIN_ADMINISTRATORS
"BG"	BUILTIN_GUESTS
"BU"	BUILTIN_USERS
"LA"	ADMINISTRATOR<81>
"LG"	GUEST
"AO"	ACCOUNT_OPERATORS
"BO"	BACKUP_OPERATORS
"PO"	PRINTER_OPERATORS
"SO"	SERVER_OPERATORS
"AU"	AUTHENTICATED_USERS
"PS"	PRINCIPAL_SELF
"CO"	CREATOR_OWNER
"CG"	CREATOR_GROUP
"SY"	LOCAL_SYSTEM
"PU"	POWER_USERS
"WD"	EVERYONE
"RE"	REPLICATOR
"IU"	INTERACTIVE
"NU"	NETWORK
"SU"	SERVICE
"RC"	RESTRICTED_CODE
"WR"	WRITE_RESTRICTED_CODE
"AN"	ANONYMOUS
"SA"	SCHEMA_ADMINISTRATORS
"CA"	CERT_PUBLISHERS
"RS"	RAS_SERVERS
"EA"	ENTERPRISE_ADMINS

SDDL alias	Well-Known SID name
"PA"	GROUP_POLICY_CREATOR_OWNER
"RU"	ALIAS_PREW2KCOMPACC
"LS"	LOCAL_SERVICE
"NS"	NETWORK_SERVICE
"RD"	REMOTE_DESKTOP
"NO"	NETWORK_CONFIGURATION_OPS
"MU"	PERFMON_USERS
"LU"	PERFLOG_USERS
"IS"	IIS_USERS
"CY"	CRYPTO_OPERATORS
"OW"	OWNER_RIGHTS
"ER"	EVENT_LOG_READERS
"RO"	ENTERPRISE_RO_DCS
"CD"	CERTSVC_DCOM_ACCESS
"AC"	ALL_APP_PACKAGES
"RA"	RDS_REMOTE_ACCESS_SERVERS
"ES"	RDS_ENDPOINT_SERVERS
"MS"	RDS_MANAGEMENT_SERVERS
"UD"	USER_MODE_DRIVERS
"HA"	HYPER_V_ADMINS
"CN"	CLONEABLE_CONTROLLERS
"AA"	ACCESS_CONTROL_ASSISTANCE_OPS
"RM"	REMOTE_MANAGEMENT_USERS
"LW"	ML_LOW
"ME"	ML_MEDIUM
"MP"	ML_MEDIUM_PLUS
"HI"	ML_HIGH
"SI"	ML_SYSTEM

**acl-flag:** Flags for the SECURITY\_DESCRIPTOR structure, context dependent on whether a SACL or DACL is being processed. These flags are derived from the SECURITY\_DESCRIPTOR **Control** flags specified in section 2.4.6. "P" indicates Protected PS or PD flags from that section, "AR" corresponds to SC or DC, and "AI" indicates SI or DI.

**ace-type:** String that indicates the type of ACE that is being presented.

String	ACE type
"A"	Access Allowed
"D"	Access Denied
"AU"	Audit
"OA"	Object Access Allowed
"OD"	Object Access Denied
"OU"	Object Audit
"ML"	Mandatory Label
"SP"	Central Policy ID

**conditional-ace-type:** String that indicates the type of SDDL-supported conditional ACE that is being presented. <82>

String	ACE type	Numeric value
"XA"	Access Allowed Callback	0x9
"XD"	Access Denied Callback	0xA
"XU"	Audit Callback	0xB
"ZA"	Object Access Allowed Callback	0xD

**central-policy-ace:** An ACE type that identifies a central policy to be applied to the resource. Also called a SYSTEM\_SCOPED\_POLICY\_ID ACE (see section 2.4.4.16). <83>

**capid-value-sid:** A SID with an Authority value of 17 that refers to a CentralAccessPolicy within a CentralAccessPoliciesList ([MS-GPCAP] section 3.2.1.1). <84>

**resource-attribute-ace:** An ACE type that defines a resource attribute (sometimes referred to as a resource property or resource claim.) See section 2.4.4.15. <85>

**attribute-data:** A string specifying the name of a resource attribute and data defining the type and value of the attribute. A resource attribute type can be identified with one of the following strings: <86>

String	Resource Attribute Type
"TI"	64-bit Integer
"TU"	Unsigned 64-bit integer
"TS"	String of Unicode characters
"TD"	A SID in string form
"TX"	A string of single byte (octet) values
"TB"	A string containing a Boolean value represented by a "1" (True) or a "0" (False.)

**attr-flags:** A 32-bit number containing flag values within a resource attribute. The bits 16-31 can contain custom values. Bits 0 through 15 are specified by sys-attr-flags.



**sys-attr-flags:** A two-byte integer that MAY be zero or any combination of the hexadecimal flag values of the CLAIM\_SECURITY\_ATTRIBUTE\_RELATIVE\_V1 structure (section 2.4.10.1)

**ace-flag-string:** A set of ACE flags that define the behavior of the ACE. The strings correlate exactly to the flags as specified in section 2.4.4.1.

**generic-rights-string:** A set of generic user rights used to perform generic mappings to object-specific rights.

String	Access right	Hex value
"GR"	Generic Read	0x80000000
"GW"	Generic Write	0x40000000
"GX"	Generic Execute	0x20000000
"GA"	Generic All	0x10000000

**standard-rights-string:** A set of SDDL-supported standard user rights.

String	Access right	Hex value
"WO"	Write Owner	0x00080000
"WD"	Write DAC	0x00040000
"RC"	Read Control	0x00020000
"SD"	Delete	0x00010000

**object-specific-rights-string:** A set of object-specific rights; some common ones are shown, but the it is recommended that the reader consult a specific protocol for applicable values, if any, in that protocol.

String	Object type	Access right	Hex value
"FA"	File	File All Access	0x001F01FF
"FX"	File	File Execute	0x001200A0
"FW"	File	File Write	0x00120116
"FR"	File	File Read	0x00120089
"KA"	Registry Key	Key All Access	0x000F003F
"KR"	Registry Key	Key Read	0x00020019
"KX"	Registry Key	Key Execute	0x00020019
"KW"	Registry Key	Key Write	0x00020006
"CR"	Directory Object	Control Access	0x00000100
"LO"	Directory Object	List Object	0x00000080
"DT"	Directory Object	Delete Tree	0x00000040
"WP"	Directory Object	Write Property	0x00000020
"RP"	Directory Object	Read Property	0x00000010

String	Object type	Access right	Hex value
"SW"	Directory Object	Self Write	0x00000008
"LC"	Directory Object	List Children	0x00000004
"DC"	Directory Object	Delete Child	0x00000002
"CC"	Directory Object	Create Child	0x00000001

**term:** A string specifying a stand-alone logical expression, which is the simplest form of conditional expression, or a part of a more complex conditional expression.

**cond-expr:** A conditional expression in textual form. Conditional expressions are specified in section 2.4.4.17.

**memberof-op:** A string identifying a Member\_of type of operator as described in section 2.4.4.17.6. <87>

**exists-op:** A string identifying an exists type operator as described in section 2.4.4.17.7.

**rel-op:** A string specifying a binary relational operation containing an attribute name or reference, one of the following relational operators, "=", "!=", "<", "<=", ">", ">=" (without quotes) identifying a relational operator as described in section 2.4.4.17.6, and an attribute name or literal value.

**rel-op2:** A string specifying a binary operator for certain operators that support set comparisons. The string contains an attribute name, a string specifying the operator, "=", "!=", and a string specifying an array of values (**value-array**). <88>

**contains-op:** A string specifying a relational operator term using a Contains or Not\_Contains operator. <89>

**anyof-op:** A string specifying a relational operator term using an Any\_of or Not\_Any\_of operator. <90>

**sid-array:** A string representation of an array of string SIDs.

**literal-SID:** A string specifying a literal SID. A literal-SID MUST be prefixed by the string "SID" followed by a sid-value enclosed in parentheses.

**attr-name1:** A string representing a valid attribute name in simple form. <91> An attribute name in simple form MUST not begin with the "@" character and MUST be comprised only of characters defined by attr-char1. An example of an attribute in simple form is "Title" (without quotes.) See section 2.5.1.2.1.

**attr-name2:** A string representing a valid attribute name in @Prefixed form. An attribute name is in @Prefixed form when it is prefixed with the string "@User.", "@Device.", or "@Resource." and is comprised only of characters defined by attr-char2. An example of an attribute in @Prefixed form is "@User.Title" (without quotes.) See section 2.5.1.2.2. <92>

**attr-char1:** A character valid for use in an attribute name in simple form. Valid characters include any ALPHA or DIGIT (as specified in [RFC5234]) or any of the following: ":", ".", "/", "\_".

**attr-char2:** A character valid for use in an attribute name in @Prefixed form. Valid characters include all ASCII and UNICODE characters of the range 0x0-0xFFFF. Characters MAY be encoded either as literals or be encoded with a five-character sequence %XXXX, where XXXX are hexadecimal digits that represent the corresponding 16-bit Unicode value of the character with the following exceptions:

1. The following characters: "!", "&", "(", ")", ">", "<", "=", "|", "%", SP (space) and DQUOTE (as specified in [RFC5234]) MUST be encoded in the preceding five-character sequence.
2. The following characters MUST be encoded as literals: "#", "\$", "'", "\*", "+", "-", ".", "/", ":", ";", "?", "@", "[", "\", "]", "^", "\_", "`", "{", "}", "~" and any characters in the ASCII ranges 0x41-0x5A (A-Z), 0x61-0x7A (a-z) and 0x30-0x39 (0-9.)

**value-array:** A string specifying an array of values. A value-array can be a single value or a set of one or more comma-delineated values where the entire set of values is enclosed between the "{" and "}" symbols.

### 2.5.1.2 Security Attribute Names

Attribute names are specially formatted strings used within conditional expressions to reference the attributes of a user, device, or resource. Attribute Names can be in simple or "@Prefixed" form.

#### 2.5.1.2.1 Simple Attribute Name Form

An attribute name in simple form is limited to referencing an attribute in the **LocalClaims[]** array (section 2.5.2) of the same name in simple form. An attribute name in simple form is case-insensitive and MAY contain any ALPHA or DIGIT (as specified in [RFC5234]) characters as well as the following characters: ":", ".", "\_". An attribute name in simple form MAY also contain the "@" character in any position other than the first character of the attribute name. See **attr-char1** in section 2.5.1.1 for encoding requirements.

#### 2.5.1.2.2 @Prefixed Attribute Name Form

The @Prefixed Attribute name form allows an attribute name to identify an attribute as being of type "User", "Device" or "Resource" and MUST follow the pattern:

```
@<attribute type>.<attribute name>
```

During policy evaluation, an attribute name in @Prefixed form references a user or device claim or resource attribute according to the following:

"@"prefix Policy	evaluation reference
@User.	Claim of same name in UserClaims[] array of token/authorization context (section 2.5.2.)
@Device.	Claim of same name in DeviceClaims[] array of token/authorization context (section 2.5.2.)
@Resource.	Resource attribute of the same name encoded in the System Access Control List of the evaluated security descriptor as a SYSTEM_RESOURCE_ATTRIBUTE_ACE (section 2.4.4.15.)

An attribute name in @Prefixed form is case-insensitive and valid characters include all ANSI and Unicode characters of the range 0x0-0xFFFF. See **attr-char2** in section 2.5.1.1 for encoding requirements.

### 2.5.1.3 Parentheses and Order of Precedence

SDDL expressions MUST be interpreted in the following order of precedence, with operations of equal precedence being evaluated from left to right. In addition, any term or conditional expression within a conditional expression can be enclosed in parentheses. Expressions within parentheses MUST be evaluated first.

1. Exists, Not\_Exists

2. Member\_of, Not\_Member\_of, Device\_Member\_of, Not\_Device\_Member\_of, Member\_of\_Any, Not\_Member\_of\_Any, Device\_Member\_of\_Any, Not\_Device\_Member\_of\_Any, Contains, Not\_Contains, Any\_of, Not\_Any\_of, ==, !=, <, <=, >, >=
3. !
4. &&
5. ||

### 2.5.1.4 SDDL String to Binary Security Descriptor Examples

The following SDDL string:

```
"O:BAG:BAD:P(A;CIOI;GRGX;;;BU)(A;CIOI;GA;;;BA)(A;CIOI;GA;;;SY)(A;CIOI;GA;;;CO)S:P(AU;FA;GR;;;WD)"
```

yields the following, which is an encoded output of the security descriptor in self-relative form ordered as little-endian.

```
00000000 01 00 14 b0 90 00 00 00 a0 00 00 00 14 00 00 00 .....
00000010 30 00 00 00 02 00 1c 00 01 00 00 00 02 80 14 00 0.....
00000020 00 00 00 80 01 01 00 00 00 00 01 00 00 00 00 .....
00000030 02 00 60 00 04 00 00 00 00 03 18 00 00 00 00 a0 ..'.....
00000040 01 02 00 00 00 00 00 05 20 00 00 00 21 02 00 00 .....!...
00000050 00 03 18 00 00 00 00 10 01 02 00 00 00 00 00 05 .....
00000060 20 00 00 00 20 02 00 00 00 03 14 00 00 00 00 10 ... ..
00000070 01 01 00 00 00 00 00 05 12 00 00 00 00 03 14 00 .....
00000080 00 00 00 10 01 01 00 00 00 00 00 03 00 00 00 00 .....
00000090 01 02 00 00 00 00 00 05 20 00 00 00 20 02 00 00 .....
000000a0 01 02 00 00 00 00 00 05 20 00 00 00 20 02 00 00 .....

```

The SECURITY\_DESCRIPTOR starts with the SD revision number (1 byte long) at address 0x00, followed by reserved bits and the SD control flags (2 bytes long). As mentioned previously, this is followed by owner, group, SACL, and DACL offsets.

```
01 00 14 b0 90 00 00 00 a0 00 00 00 14 00 00 00
```

01	00	14	B0	90	00	00	00	a0	00	00	00	14	00	00	00
Revision Number	Reserved	Control flags	Owner offset	Group offset	SACL offset										

**Figure 6: Security descriptor field offsets example**

#### Control Flags

Control flags for the DACL are represented as a bitmask, and the resultant set of flags is computed by a logical OR of the flags. In this example, the control flag value is set to the following.

```
1011000000010100
```

This control flag value maps to the meaning that is shown in the following table.

BIT	Meaning
0	OD: Owner defaulted
0	GD: Group defaulted
1	DP: DACL present
0	DD: DACL defaulted
1	SP: SACL present
0	SD: SACL defaulted
0	SS: Server Security
0	DT: DACL Trusted
0	DR: DACL Inheritance Required
0	SR: Inheritance Required
0	DI: DACL auto-inherited
0	SI: SACL auto-inherited
1	PD: DACL-protected
1	PS: SACL-protected
0	RM: Control Valid
1	SR: Self-Relative

### SACL

The control flags are followed by the SACL, which in this example is "S:P(AU;FA;GR;;;WD)"

### DACL

The SACL is followed by the SECURITY\_DESCRIPTOR DACL, which in this example is:

```
(A;CIOI;GRGX;;;BU) (A;CIOI;GA;;;BA) (A;CIOI;GA;;;SY) (A;CIOI;GA;;;CO)
```

**Note** The string representation for the DACL (D:) and the DACL control flags are consumed not as part of the DACL structure in the SD, but instead as the security descriptor control flags. The same applies for SACL.

<pre> 02 00 60 00 04 00 00 00-00 03 18 00 00 00 00 a0 01 02 00 00 00 00 00 00 05-20 00 00 00 21 02 00 00 00 03 18 00 00 00 00 10-01 02 00 00 00 00 00 05 20 00 00 00 20 02 00 00-00 03 14 00 00 00 00 10 01 01 00 00 00 00 00 00 05-12 00 00 00 00 03 14 00 00 00 00 10 01 01 00 00-00 00 00 03 00 00 00 00 </pre>
<p>DACL</p>

**Figure 7: Security access control list data example**

The ACL can be further dissected into the ACL header and the individual ACEs. For more information, see section 2.4.5.

**ACL HEADER**

```

02 00 60 00 04 00 00 00
AclRevision (1 byte): 0x02
Reserved          : 0x00
AclSize           : 0x0060
AceCount          : 0x0004
Reserved          : 0x0000

```

**ACE Structure**

This is followed by the ACES in the ACL. For more information about the ACE structure, see section 2.4.4.1.

In this example, there are four ACEs for the DACL.

```
(A;CIOI;GRGX;;;BU) (A;CIOI;GA;;;BA) (A;CIOI;GA;;;SY) (A;CIOI;GA;;;CO)
```

First, look at the first access control entry (ACE) as an example. "(A;CIOI;GRGX;;;BU)" maps to the following in the binary structure (in little-endian order).

```
00 03 18 00 00 00 00 a0 01 02 00 00 00 00 00 05-20 00 00 00 21 02 00 00
```

01	03	18 00	00 00 00 a0	01 02 00 00 00 00 00 05 20 00 00 00 21 02 00 00
Access Allowed ACE Type	Ace Flags - CI 0I	Ace Size	Access Mask	SID S-1-5-32-545

**Figure 8: ACE field offsets**

**Owner**

The **owner** begins at offset 0x90. In this example, owner is set to "BA" (Built-in Admin).

01	02	00	00	00	00	00	05	20	00	00	00	20	02	00	00
Owner															

**Figure 9: ACE owner field offsets example**

**Group**

The **group** begins at offset 0xA0. In this example, group is set to "BA" (Built-in Admin).

01	02	00	00	00	00	00	05	20	00	00	00	20	02	00	00
Group															

**Figure 10: ACE group field offsets example**

**2.5.2 Token/Authorization Context**

For a server implementation of an authenticated protocol, the result of the authentication produces a variety of data. Some of the data is related to the authentication protocol, such as keys for encrypted communication, and is covered in the relevant authentication protocol specification. Additionally, after the identity of the client is determined, additional data corresponding to authorization of the client to the server is derived. This additional information can be from the domain controller, server-local information, or a combination of the two, depending on implementation choices. This additional information is termed an authorization context.

The authorization context, also referred to as a Token, is a collection of the groups associated with the client principal, as well as additional optional policy information. The authorization context is central to determining access through the evaluation of a security descriptor, as shown in section 2.5.3. Note that the Token is never passed directly across the network; tokens are local information and the actual representation is up to the implementation. This Token is represented as an abstract data structure as follows:

- **Sids[]**: An array of SIDs that indicate the SID of the user account, the SIDs of all groups to which the user belongs, and SIDs that indicate contextual information such as logon type. The Sids[] array always contains at least the SID of the account; it is an error to have an empty set. The order of the SIDs is not specified, nor is it required that the array be treated logically as a set of SIDs. For the purposes of this document, the SIDs can be considered instances of the RPC\_SID structure.
- **UserClaims[]**: An optional array of CLAIM\_SECURITY\_ATTRIBUTE\_RELATIVE\_V1 (defined in section 2.4.10.1) which have been issued to the user. The UserClaims[] array can be empty. The order of the Claims is not specified or required.
- **LocalClaims[]**: An optional array of CLAIM\_SECURITY\_ATTRIBUTE\_RELATIVE\_V1 (defined in section 2.4.10.1) which have been issued to the authenticated principal. The LocalClaims[] array can be empty. The order of the Claims is not specified or required.
- **Privileges[]**: An array of LUIDs that is a set of administrative or security-relevant privileges associated with this authorization context. A set of logical privileges associated with the user, the privileges are administrative or security relevant in nature. It might be convenient to an implementation to represent a privilege as a LUID.
- **DeviceSids[]**: An optional array of SIDs that indicate the SID of the account of the computer which the user is connecting from, the SIDs of all groups to which that computer account belongs, and SIDs that indicate contextual information such as logon type. If the DeviceSids[] array is

present, it always contains at least the SID of the computer account. The order of the SIDs is neither specified nor required. For the purposes of this document, the SIDs can be considered instances of the `RPC_SID` structure.

- **DeviceClaims[]**: An optional array of `CLAIM_SECURITY_ATTRIBUTE_RELATIVE_V1` (defined in section 2.4.10.1) which have been issued to the account of the computer which the user is connecting from. The `DeviceClaims[]` array can be empty. The order of the `DeviceClaims` is not specified or required.
- **UserIndex**: An unsigned `__int32` that is an index into the **Sids[]** array that indicates which SID is the SID that represents the user account.
- **OwnerIndex**: An unsigned `__int32` that is an index into the **Sids[]** array that indicates which SID to assign as the owner for new objects. This value is determined by local policy in an implementation-specific manner. Ownership is often used, by way of example, for accounting for file storage space on a file server. This value can be the same as the `UserIndex` attribute, but is not required to be; this allows, for example, quota or ownership of objects to be assigned to groups rather than individuals.<93>
- **PrimaryGroup**: An unsigned `__int32` that is an index into the **Sids[]** array that indicates which SID to use as the primary group of the user.
- **DefaultDACL**: A **DACL**, as defined in section 2.4.5, that can be applied to new objects when there is no parent security descriptor for inheritance and no explicit new security descriptor was supplied by the client.

An Authorization context can optionally include mandatory integrity information and policy. This is not required for all instances, and can depend on the ability of the authentication protocol used to carry the necessary information. If an implementation also chooses to implement mandatory integrity in the same way as Windows does, the following additional fields are necessary.

- **IntegrityLevelSID**: A separate SID, not used for general access decisions like the `Sids[]` array above, that indicates the mandatory integrity level of this principal.
- **MandatoryPolicy**: An unsigned `__int32`, the access policy for principals with a mandatory integrity level lower than the object associated with the **SACL** that contains this ACE. The possible values of this field are the same as those specified for the **Policy** field of `TOKEN_MANDATORY_POLICY` (section 2.4.8).

**Note** For more information about tokens in Windows, see [MSDN-ACCTOKENS].

## 2.5.2.1 Token/Authorization Context Algorithms

### 2.5.2.1.1 GatherGroupMembershipForSystem

The `GatherGroupMembershipForSystem` function accepts an array of SIDs and invokes `GatherLocalGroupMembership`, which in turn invokes `GatherLocalGroupMembershipFromLocalDomain` for the local account domain and again for the built-in domain.

An array of SIDs is returned that includes all input SIDs and the SIDs for all local groups of which the input SIDs are members.

```
GatherGroupMembershipForSystem( InitialMembership, FinalMembership )
--
-- On entry  InitialMembership is a non-empty array of SIDs
--
-- On exit   FinalMembership is a array of SIDs
--
CALL GatherLocalGroupMembership ( InitialMembership, FinalMembership )
```



```
END_SUBROUTINE
```

The *InitialMembership* and *FinalMembership* parameters are arrays of SIDs. This method is called by authentication protocols during the process of authentication (see [MS-KILE] section 3.4.5.3 and [MS-APDS] section 3.1.5).

```
GatherLocalGroupMembership( InitialMembership, FinalMembership )
--
-- On entry
--   InitialMembership is a non-empty set of SIDs
--
-- On exit
--   FinalMembership is a set of SIDs
--
    GatherLocalGroupMembershipFromLocalDomain( InitialMembership,
                                                LocalDomainSid,
                                                FinalMembership )
    GatherLocalGroupMembershipFromLocalDomain( FinalMembership,
                                                BuiltinDomainSid,
                                                FinalMembership )
END_SUBROUTINE
```

```
GatherLocalGroupMembershipFromLocalDomain( InitialMembership,
                                           LimitingDomain,
                                           FinalMembership )
--
-- On entry
--   InitialMembership is an array of SIDs
--   LimitingDomain is a domain SID
--
-- On exit
--   FinalMembership is an array of SIDs including any SID from InitialMembership
--   plus all SIDs of groups of which SIDs in InitialMembership are members.
--
Domain d is the domain in Local Domains with objectSid equal LimitingDomain
AdditionalMembership is a set of sids initially empty

Set FinalMembership equal to InitialMembership

FOR EACH GROUP g in d DO
    FOR EACH SID m in g.members DO
        FOR EACH SID s in InitialMembership DO
            if m equals s
                Set AdditionalMembership equal to the union of
                AdditionalMembership and g.objectSid
            END IF
        END FOR
    END FOR
END FOR

Set FinalMembership equal to the union of
InitialMembership and AdditionalMembership
END_SUBROUTINE
```

### 2.5.2.1.2 AddPrivilegesToToken

The AddPrivilegesToToken function returns a token with privileges based on the local PrivilegeMapping array using the SID in the token passed to the function, as shown in the following pseudocode.

```
AddPrivilegesToToken( Token )
-- On entry
```

```

-- Token is an authorization context containing all sids that represent the security
principal

FOR EACH SID s in Token DO
  FOR EACH MAPPING mapping in PrivilegeMapping DO
    IF mapping.SID equals s
      Token.Privileges is a union of Token.Privileges and mapping.Privileges
    END IF
  END FOR
END FOR
END FOR
END-SUBROUTINE

```

### 2.5.3 Security Descriptor Algorithms

The security descriptor is the basis for specifying the security associated with an object. The client makes a request to the server that indicates a particular requested access, and the server that "owns" the object is responsible for verifying that a client has sufficient access to the object in order to open or manipulate the object. In order to create a server that maintains the same guarantees of authorization to clients, the access check algorithm has to produce the same results.

The algorithms are straightforward, but are best served by extracting certain support functions out of the main path of the algorithm for clarity. These support functions are documented in the first section.

**Note** For more information about tokens in Windows, see [MSDN-ACCTOKENS].

When creating new objects, the security descriptor from the parent container of the new object is used as the template for the security descriptor of the new object.

#### 2.5.3.1 Support Functions

The following pseudo-functions are used in the main access check and new security descriptor algorithms below.

##### 2.5.3.1.1 SidInToken

A support function, *SidInToken*, takes the authorization context, a SID (referenced below as the *SidToTest* parameter), and an optional *PrincipalSelfSubstitute* parameter, and returns TRUE if the **SidToTest** is present in the authorization context; otherwise, it returns FALSE. The well-known SID PRINCIPAL\_SELF, if passed as **SidToTest**, is replaced by the *PrincipalSelfSubstitute* SID prior to the examination of the authorization context.

Any plug-in replacement is required to use this exact algorithm, which is described using the pseudocode syntax as specified in [DALB].

```

BOOLEAN SidInToken (
  Token,
  SidToTest,
  PrincipalSelfSubstitute )
--
-- On entry
--   Token is an authorization context containing all SIDs
--   that represent the security principal
--   SidToTest, the SID for which to search in Token
--   PrincipalSelfSubstitute, a SID with which SidToTest may be
--   replaced

IF SidToTest is the Well Known SID PRINCIPAL_SELF THEN
  set SidToTest to be PrincipalSelfSubstitute
END IF

```

```

FOR EACH SID s in Token.Sids[] DO
  IF s equals SidToTest THEN
    return TRUE
  END IF
END FOR

Return FALSE

END-SUBROUTINE

```

### 2.5.3.1.2 SidDominates

A support function, `SidDominates`, compares the mandatory integrity levels expressed in two SIDs. The function returns TRUE if the first SID dominates the second SID or is equal to the second SID, or FALSE if the first SID is subordinate to the second SID. This function can be used only on SIDs that encode integrity levels (the `SID_IDENTIFIER_AUTHORITY` field is `SECURITY_MANDATORY_LABEL_AUTHORITY`); any other use is unsupported.

Any plug-in replacement is required to use this exact algorithm, which is described using the pseudocode syntax as specified in [DALB].

```

BOOLEAN
SidDominates(
  SID sid1,
  SID sid2)
-- On entrance, both sid1 and sid2 MUST be SIDs representing integrity levels
-- as specified in section 2.4.4.11. Use of any other SID is a logic error.
-- On exit, a value of TRUE indicates that sid1 dominates or is equivalent to sid2.
-- A value of FALSE indicates that sid1 is dominated by sid2. Dominance in
-- this context is determination of the dominance of one integrity level over
-- another in a manner as broadly described, for example, in the Biba Integrity Model.

IF sid1 equals sid2 THEN
  Return TRUE
END IF

-- If Sid2 has more SubAuthorities than Sid1, Sid1 cannot dominate.
IF sid2.SubAuthorityCount GREATER THAN sid1.SubAuthorityCount THEN
  Return FALSE
END IF

--on entry, index is zero and is incremented for each iteration of the loop.
FOR each SubAuthority in sid1
  IF sid1.SubAuthority[ index ] GREATER THAN or EQUAL TO sid2.SubAuthority[ index ] THEN
    Return TRUE
  END IF
END FOR

Return FALSE

```

### 2.5.3.1.3 GetScopedPolicySid

A support function, **`GetScopedPolicySid`**, locates the first non-inherit-only scoped policy ACE in the ACL passed in, if one is present, and returns the SID it contains. If one is not present, then NULL is returned.

Only the SID of the first non-inherit-only scoped policy ACE is returned and enforced, but inherit-only scoped policy ACEs are allowed to be present in the ACL, because they might be inherited and applied to child objects.

```

SID

```

```

GetScopedPolicySid(
  ACL Sacl)
--
-- On entry
--   Sacl is the Sacl from the security descriptor used for Access Check.
--
FOR EACH ACE in Sacl DO
  IF ACE.Type is SYSTEM_SCOPED_POLICY_ID_ACE THEN
    IF ACE.AceFlags does not contain INHERIT_ONLY_ACE flag THEN
      Return ACE.Sid
    END IF
  END FOR
Return NULL
END-SUBROUTINE

```

### 2.5.3.1.4 GetCentralizedAccessPolicy

A support function, `GetCentralizedAccessPolicy`, determines if there is a central access policy and, if so, returns it based on the policy SID in the SACL. If no policy matches the policy SID, the function returns an implementation-specific local recovery policy.<94>

```

CentralizedAccessPolicy
GetCentralizedAccessPolicy(
  ACL Sacl)
--
-- On entry
--   Sacl is the Sacl from the security descriptor used for Access Check.
--
-- Returns
--   NULL - there is no policy
--   The policy from the configuration if one exists and matches the scoped SID
--   The default (recovery) policy if none match the scoped SID
--
Dim SID CentralizedAccessPolicySid
Dim CentralAccessPolicy CentralizedAccessPolicy

IF No central access policy is present in the configuration THEN
  return NULL
END IF

IF SACL is not NULL THEN
  CALL GetScopedPolicySid(SACL) returning CentralizedAccessPolicySid
  IF CentralizedAccessPolicySid is not NULL THEN
    Get CentralizedAccessPolicy using CentralizedAccessPolicySid
    IF CentralizedAccessPolicy is NULL THEN
      Set CentralizedAccessPolicy to RecoveryCentralizedAccessPolicy
    END IF
  END IF
END IF

return CentralizedAccessPolicy
END-SUBROUTINE

```

### 2.5.3.1.5 EvaluateAceCondition

A support function, `EvaluateAceCondition`, evaluates the ACE **ApplicationData** field utilizing the authorization information passed in as parameters. The **ApplicationData** is stored in binary format in Postfix notation. In this notation, every operator follows all of its required operands and the notion of parenthesis is built into the construction of this data.

The evaluation takes place by scanning the **ApplicationData** from left to right. Operands are pushed onto the stack, and when an operator is encountered, the appropriate items are popped off the stack. The result of the operation is then pushed back onto the stack.

```

INT32 Result
AuthzBasepEvaluateAceCondition(
    TOKEN Token,
    ACL Sacl,
    BYTE[] ApplicationData,
    ULONG ApplicationDataSize )
--
-- On entry
-- Token - the Authz context or NT Token representing the user.
-- Sacl - SecurityDescriptor SACL field containing ACE's with resource claims.
-- ApplicationData - the condition to be evaluated.
-- ApplicationDataSize - the length of the condition passed in.
-- Result - The result of the evaluation. 1: true; 0: false; -1: unknown.
-- "unknown" is returned when the Token/Sacl doesn't contain enough information
-- to evaluate the ApplicationData.

Dim StackElement
{
    STRING Type
    -- Could be "User Attribute" from Token
    -- or "Device Attribute" from the Token
    -- or "Local Attribute" from the Token
    -- or "Resource Attribute" from the Sacl
    -- or a "Literal" from ApplicationData stream
    -- or a processed "Result Value"

    CLAIM_SECURITY_ATTRIBUTE_RELATIVE_V1 Operand
    -- Unprocessed attribute or literal data

    INT32 Result
    -- Processed result of an operator evaluation
}
Dim StackElement ResultStack[]
Dim WCHAR AttributeName
Dim BYTE TokenType
Set StackPos to 0

IF ApplicationData does not begin with ACE_CONDITION_SIGNATURE THEN
    Set Result to -1
    Return Result
END IF

Set i to size of ACE_CONDITION_SIGNATURE
WHILE i less than ApplicationDataSize
- Begin scanning the ApplicationData byte stream.

    Set TokenType to ApplicationData[i]

    CASE TokenType OF

        -- Byte codes for attributes are defined in Byte-Code column in the table in section
2.4.4.17.8.
        -- ATTRIBUTE TOKEN
        CASE 0xf8-0xfb:

            -- Extraction rules for these byte codes are defined in Token Data Encoding
            -- column in the table in section 2.4.4.17.8.
            Set AttributeName to unicode string extracted from ApplicationData stream

            IF TokenType equals 0xfa THEN
                -- Resource attributes
                CALL LookupAttributeInSacl(AttributeName, Sacl)

```

```

ELSE
    -- User/Device/Legacy attributes
    CALL LookupAttributeInToken(AttributeName, Token, TokenType)
ENDIF

Set TempOperand to return value of above lookup
CALL PushStackOperand(ResultStack, StackPos, TokenType, TempOperand)

-- Bytes consumed for these byte codes are defined in Token Data Encoding column
-- in the table in section 2.4.4.17.8.
Increment i by ApplicationData consumed + 1

-- Byte codes for literals are defined in Byte-code column in the table in section
-- 2.4.4.17.5
-- LITERALS
CASE 0x01-0x04,0x10,0x18,0x50,0x51:

in    -- Extraction rules for these byte codes are defined in Token Data Encoding column
-- the table in section 2.4.4.17.5
Set TempOperand to extracted literal from ApplicationData stream

CALL PushStackOperand(ResultStack, StackPos, "Literal", TempOperand)

-- Bytes consumed for these byte codes are defined in Token Data Encoding column
-- in the table in section 2.4.4.17.5
Increment i by ApplicationData consumed + 1

-- Byte codes for unary logical operators are defined in Byte-code column in the
-- Unary Logical Operators table in section 2.4.4.17.7
-- UNARY LOGICAL OPERATORS
CASE 0xa2,0x87,0x8d:

    -- Requires 1 operand
    CALL PopStack(ResultStack, StackPos)
    Set Operand to popped stack item

    -- Validation and evaluation rules for these byte codes are defined in Processing
    -- column in the Unary Logical Operators table in section 2.4.4.17.7
    Set TempResult to evaluation of Operand for this operator

    -- Push the result onto the stack
    CALL PushStackResult(ResultStack, StackPos, TempResult)

    -- Bytes consumed for these operators is 1
    Increment i by 1

-- BINARY LOGICAL OPERATORS
-- Byte codes for binary logical operators are defined in Byte-code column in the
-- Binary Logical Operators table in section 2.4.4.17.7
CASE 0xa0,0xa1:

    -- Requires 2 operands
    CALL PopStack(ResultStack, StackPos)
    Set RHS to popped stack item

    CALL PopStack(ResultStack, StackPos)
    Set LHS to popped stack item

    -- Validation and evaluation rules for these byte codes are defined in Processing
    -- column in the Binary Logical Operators table in section 2.4.4.17.7
    Set TempResult to evaluation of LHS & RHS for this operator

    -- Push the result onto the stack
    CALL PushStackResult(ResultStack, StackPos, TempResult)

    -- Bytes consumed for these operators is 1

```

```

        Increment i by 1

-- Byte codes for unary relational operators are defined in Byte-code column in the
-- Unary Relational Operators table in section 2.4.4.17.6

-- UNARY RELATIONAL OPERATORS
CASE 0x89-0x8c, 0x90-0x93:

    -- Requires 1 operand
    CALL PopStack(ResultStack, StackPos)
    Set Operand to popped stack item

    -- Validation and evaluation rules for these byte codes are defined in Processing
    -- column in the Unary Relational Operators table in section 2.4.4.17.6
    Set TempResult to evaluation of Operand for this operator

    -- Push the result onto the stack
    CALL PushStackResult(ResultStack, StackPos, TempResult)

    -- Bytes consumed for these operators is 1
    Increment i by 1

-- Byte codes for binary relational operators are defined in Byte-code column in the
-- Binary Relational Operators table in section 2.4.4.17.6
-- BINARY RELATIONAL OPERATORS
CASE 0x80-0x86,0x88,0x8e,0x8f:

    -- Requires 1 operand
    CALL PopStack(ResultStack, StackPos)
    Set RHS to popped stack item

    CALL PopStack(ResultStack, StackPos)
    Set LHS to popped stack item

    -- Validation and evaluation rules for these byte codes are defined in Processing
    -- column in the Binary Relational Operators table in section 2.4.4.17.6
    Set TempResult to evaluation of LHS & RHS for this operator

    -- Push the result onto the stack
    CALL PushStackResult(ResultStack, StackPos, TempResult)

    -- Bytes consumed for these operators is 1
    Increment i by 1

DEFAULT CASE
    Set Result to -1
Return Result

    END CASE
END WHILE

IF StackPos is equal to 1 THEN
    Set Result to ResultStack[0].Result
ELSE
    Set Result to -1
ENDIF

Return Result

END-SUBROUTINE

```

### 2.5.3.1.6 LookupAttributeInToken

A support function, **LookupAttributeInToken**, locates an attribute in the token based on the *AttributeName* passed in, if one is present. If one is not present then NULL is returned.

```

CLAIM_SECURITY_ATTRIBUTE_RELATIVE_V1
LookupAttributeInToken (
    WCHAR AttributeName,
    TOKEN Token,
    BYTE Source
)
--
-- On entry
--     AttributeName is the Unicode string attribute.
--     Token is the Authz context or NT Token representing the user
--     Source indicates which section of the token to look for the attributes.

Dim CLAIM_SECURITY_ATTRIBUTE_RELATIVE_V1 LookupList[]

IF Source is equal to 0xf8 THEN
    Set LookupList to Token.LocalClaims
ENDIF

IF Source is equal to 0xf9 THEN
    Set LookupList to Token.UserClaims
ENDIF

IF Source is equal to 0xfb THEN
    Set LookupList to Token.DeviceClaims
ENDIF

FOR EACH Attribute in LookupList DO
    IF Attribute.Name equals AttributeName THEN
        Return Attribute
    END IF
END FOR

Return NULL

END-SUBROUTINE

```

### 2.5.3.1.7 LookupAttributeInSacl

A support function, **LookupAttributeInSacl**, locates an attribute in the Sacl based on the *AttributeName* passed in, if one is present. If one is not present then NULL is returned.

```

CLAIM_SECURITY_ATTRIBUTE_RELATIVE_V1
LookupAttributeInSacl (
    WCHAR AttributeName,
    ACL Sacl
)
--
-- On entry
--     AttributeName is the Unicode string attribute.
--     Sacl containing the attribute information.

Dim CLAIM_SECURITY_ATTRIBUTE_RELATIVE_V1 SaclAttribute

FOR EACH ACE in Sacl DO
    IF ACE.Type is SYSTEM_RESOURCE_ATTRIBUTE_ACE_TYPE THEN
        -- Refer section 2.4.4.15
        Set TempAttribute to Ace.AttributeData
        IF TempAttribute.Name equals AttributeName THEN
            Return TempAttribute
        END IF
    END IF
END FOR

Return NULL

```



END-SUBROUTINE

### 2.5.3.1.8 PushStackOperand

A support function, **PushStackOperand**, pushes the input Operand on the stack.

```
PushStackOperand (
    STACK ResultStack,
    INT32 StackPos,
    BYTE Type,
    CLAIM_SECURITY_ATTRIBUTE_RELATIVE_V1 TempOperand
)
--
-- On entry
-- ResultStack is the stack.
-- StackPos is the stack position
-- Type is the type of operand, either attribute type or literal
-- TempOperand is the value to be stored on the stack

Set ResultStack[StackPos].Operand to TempOperand
Set ResultStack[StackPos].Type to Type
Increment StackPos by 1
END-SUBROUTINE
```

### 2.5.3.1.9 PushStackResult

A support function, **PushStackResult**, pushes the input Result on the stack.

```
PushStackResult (
    STACK ResultStack,
    INT32 StackPos,
    INT32 ResultValue
)
--
-- On entry
-- ResultStack is the stack.
-- StackPos is the stack position
-- ResultValue is the result value to be stored on the stack

Set ResultStack[StackPos].Result to ResultValue
Set ResultStack[StackPos].Type to "Result Value"
Increment StackPos by 1
END-SUBROUTINE
```

### 2.5.3.1.10 PopStack

A support function, **PopStack**, pops the topmost operand from the stack.

```
STACKELEMENT
PopStack (
    STACK ResultStack,
    INT32 StackPos
)
--
-- On entry
-- ResultStack is the stack.
-- StackPos is the stack position

IF StackPos equals 0 THEN
    Return NULL
END IF
```

```
Decrement StackPos by 1
Return ResultStack[StackPos]
END-SUBROUTINE
```

### 2.5.3.2 Access Check Algorithm Pseudocode

In overview, the Access Check algorithm takes an access request and a security descriptor. It iterates through the **DACL** of the security descriptor, processing each ACE. If the ACE contains a SID that is also in the Token authorization context, then the ACE is processed, otherwise it is skipped. If an ACE grants access to that SID, then those access rights from the Access Request Mask are considered satisfied, and removed from the mask. If the ACE denies access to that SID, and the access rights in the ACE are present in the request mask, the whole request is denied. At the end of the algorithm, if there are any access rights still pending in the Access Request Mask, then the request is considered denied.

There are two noteworthy configurations of the security descriptor in light of the access check algorithm: an empty **DACL**, and a NULL (or absent) **DACL**. No **DACL** in the security descriptor implies that there is no policy in place to govern access to the object; any access check will succeed. An empty **DACL**, where the **DACL** is marked as being present but contains no ACEs, means that no principal can gain access to the object, except through the implied access of the owner.

If the access request is `MAXIMUM_ALLOWED`, the algorithm operates in a different mode. It iterates through every ACE in the **DACL** of the security descriptor, remembering which access rights were granted or denied for each ACE. After all ACEs have been examined, the complete set of grantable access rights is computed and returned via the *GrantedAccess* parameter (described later in this section).

Note that the use of `MAXIMUM_ALLOWED` is not recommended; instead, callers can request the specific minimum level of access required to accomplish their requirements.

The detailed processing of the list is as follows.

On entrance:

- SecurityDescriptor: SECURITY\_DESCRIPTOR structure that is assigned to the object.
- Token: Authorization context as described above.
- Access Request mask: Set of permissions requested on the object.
- Object Tree: An array of OBJECT\_TYPE\_LIST structures representing a hierarchy of objects for which to check access. Each node represents an object with three values: A GUID that represents the object itself; a value called Remaining, which can be zero, and which specifies the user rights requests for that node that have not yet been satisfied; and a value called Level, which indicates the level of the object type in the hierarchy.
- PrincipalSelfSubst SID: A SID that logically replaces the SID in any ACE that contains the well-known PRINCIPAL\_SELF SID. It can be null.
- GrantedAccess: An optional ACCESS\_MASK output parameter used when the *Access Request Mask* parameter equals `MAXIMUM_ALLOWED`. Upon return this parameter contains the set of permissions granted to *Token* by the *SecurityDescriptor*.

```
STATUS_CODE
EvaluateTokenAgainstDescriptor(
    TOKEN Token,
    SECURITY_DESCRIPTOR SecurityDescriptor,
    ACCESS_MASK Access_Request_mask,
    OBJECT_TYPE_LIST Object_Tree,
```

```

Sid PrincipalSelfSubstitute,
[out] ACCESS_MASK GrantedAccess)

Dim OBJECT_TYPE_LIST LocalTree
Dim ULONG Result

Set DACL to SecurityDescriptor Dacl field
Set SACL to SecurityDescriptor Sacl field
Set RemainingAccess to Access Request mask
Set AllowedAccesses to 0
Set DeniedAccesses to 0
Set MaxAllowedMode to FALSE

IF RemainingAccess contains ACCESS_SYSTEM_SECURITY access bit THEN
    IF Token.Privileges contains SeSecurityPrivilege THEN
        Remove ACCESS_SYSTEM_SECURITY access bit from RemainingAccess
        Set GrantedAccess to GrantedAccess or ACCESS_SYSTEM_SECURITY

        IF RemainingAccess to 0 THEN
            Return success
        Else
            ELSE
                Set GrantedAccess to 0
                Return access_denied
            END IF
        END IF
    END IF

IF RemainingAccess contains WRITE_OWNER access bit and Token.Privileges is not NULL THEN
    IF Token.Privileges contains SeTakeOwnershipPrivilege THEN
        Remove WRITE_OWNER access bit from RemainingAccess
        Set GrantedAccess to GrantedAccess or WRITE_OWNER
    END IF
END IF

-- the owner of an object is always granted READ_CONTROL and WRITE_DAC.
CALL SidInToken(Token, SecurityDescriptor.Owner, PrincipalSelfSubst)
IF SidInToken returns True THEN
    IF DACL does not contain ACES from object owner THEN
        Remove READ_CONTROL and WRITE_DAC from RemainingAccess
        Set GrantedAccess to GrantedAccess or READ_CONTROL or WRITE_DAC
    END IF
END IF

-- Support for MAXIMUM_ALLOWED
IF RemainingAccess contains MAXIMUM_ALLOWED access bit THEN
    Set MaxAllowedMode to TRUE
END IF

IF Object Tree is not NULL THEN
    Set LocalTree to Object Tree

-- node is of type OBJECT_TYPE_LIST
FOR each node in LocalTree DO
    Set node.Remaining to RemainingAccess
END FOR

END IF

FOR each ACE in DACL DO
    IF ACE.AceFlags does not contain INHERIT_ONLY_ACE THEN

        CASE ACE.Type OF

            CASE Allow Access:

                CALL SidInToken( Token, ACE.Sid, and PrincipalSelfSubst )
                IF SidInToken returns True THEN
                    IF MaxAllowedMode equals TRUE THEN

```

```

        Set AllowedAccesses to AllowedAccesses or ACE.AccessMask
        Set GrantedAccess to GrantedAccess or ACE.AccessMask
    ELSE
        Remove ACE.AccessMask from RemainingAccess
        Set GrantedAccess to GrantedAccess or (RemainingAccess and
        ACE.AccessMask)
        FOR each node in LocalTree DO
            Remove ACE.AccessMask from node.Remaining
        END FOR
    END IF
END IF

CASE Deny Access:
    IF ACE.AccessMask equals 0 returns True THEN Break

    CALL SidInToken( Token, ACE.Sid, PrincipalSelfSubst )
    IF SidInToken returns True THEN
        IF MaxAllowedMode equals TRUE THEN
            Set DeniedAccesses to DeniedAccesses or ACE.AccessMask
        ELSE
            IF any bit of RemainingAccess is in ACE.AccessMask THEN
                Set GrantedAccess to 0
                Return access_denied
            END IF
        END IF
    END IF
END IF

CASE Object Allow Access:

    CALL SidInToken( Token, ACE.Sid, PrincipalSelfSubst )
    IF SidInToken returns True THEN
        IF ACE.Object is contained in LocalTree THEN
            Locate node n in LocalTree such that
                n.GUID is the same as ACE.Object
            Remove ACE.AccessMask from n.Remaining
            FOR each node ns such that ns is a descendent of n DO
                Remove ACE.AccessMask from ns.Remaining
            END FOR
            FOR each node np such that np is an ancestor of n DO
                Set np.Remaining to np.Remaining or np-1.Remaining

                -- the 'or' above is a logical bitwise OR operator. For
                -- Some uses (like Active Directory), a hierarchical list
                -- of types can be passed in; if the requestor is granted
                -- access to a specific node, this will grant access to
                -- all its children. The preceding lines implement this by
                -- removing, from each child, the permissions just found for
                -- the parent. The change is propagated upwards in
                -- the tree: once a permission request has been satisfied
                -- we can tell the next-higher node that we do not need
                -- to inherit it from the higher node (we already have it
                -- in the current node). And since we must not blindly
                -- replace the parent's RemainingAccess, we BIT_OR the
                -- parent's RemainingAccess with the current node's. This
                -- way, if the parent needs, say, READ_CONTROL, and the
                -- current node was just granted that, the parent's
                -- RemainingAccess still contains this bit since satisfying
                -- the request at a lower level does nothing to affect
                -- the higher level node. Active Directory has its own
                -- checking rules--see [MS-ADTS] section 3.1.1.4.3.

            END FOR
        END IF
    END IF

CASE Object Deny Access:

    CALL SidInToken( Token, ACE.Sid, PrincipalSelfSubst )
    IF SidInToken returns True THEN
        Locate node n in LocalTree such that

```

```

        n.GUID is the same as ACE.Object
    IF n exists THEN
        If any bit of n.Remaining is in ACE.AccessMask THEN
            Set GrantedAccess to 0
            Return access_denied
        END IF
    END IF
END IF

CASE Allow Access Callback Ace:

    EvaluateAceCondition(Token,
        Sacl,
        ApplicationData,
        ApplicationDataSize) returning Result

    IF Result is 1 THEN
        IF (SidInToken(Token, ACE.Sid, PrincipalSelfSubst)) THEN
            IF MaxAllowedMode equals TRUE THEN
                Set GrantedAccess to GrantedAccess or ACE.AccessMask
                Set AllowedAccesses to AllowedAccesses or ACE.AccessMask

            ELSE
                Remove ACE.AccessMask from RemainingAccess

                SET n = root node of object tree
                FOR each node np such that np is an ancestor of n DO
                    Set np.Remaining to np.Remaining or np-1.Remaining

                    -- the 'or' above is a logical bitwise OR operator. For
                    -- Some uses (like Active Directory), a hierarchical list
                    -- of types can be passed in; if the requestor is granted
                    -- access to a specific node, this will grant access to
                    -- all children. The preceding lines implement this by
                    -- removing, from each child, the permissions just found for
                    -- the parent. The change is propagated upwards in
                    -- the tree: once a permission request has been satisfied
                    -- we can tell the next-higher node that we do not need
                    -- to inherit it from the higher node (we already have it
                    -- in the current node). And since we must not blindly
                    -- replace the parent's RemainingAccess, we BIT_OR the
                    -- parent's RemainingAccess with the current node's. This
                    -- way, if the parent needs, say, READ_CONTROL, and the
                    -- current node was just granted that, the parent's
                    -- RemainingAccess still contains this bit since satisfying
                    -- the request at a lower level does nothing to affect
                    -- the higher level node.

                END FOR
            END IF
        END IF
    END CASE
END IF
END FOR

IF MaxAllowedMode equals TRUE THEN
    -- The not operator below is a bit-wise operator
    Set GrantedAccess to AllowedAccesses and (not DeniedAccesses)
    IF GrantedAccess not equals 0 THEN
        Return success
    ELSE
        Return access_denied
    END IF
END IF

SET GrantedAccess to 0

IF RemainingAccess to 0 THEN
    Return success

```

```

Else
    Return access_denied
END IF

END-SUBROUTINE

STATUS_CODE
AccessCheck(
    TOKEN Token,
    SECURITY_DESCRIPTOR SecurityDescriptor,
    ACCESS_MASK Access Request mask,
    OBJECT_TYPE_LIST Object Tree,
    Sid PrincipalSelfSubstitute,
    [out] ACCESS_MASK GrantedAccess)

Dim CentralAccessPolicy CentralizedAccessPolicy
Dim SECURITY_DESCRIPTOR CaprSecurityDescriptor
Dim SECURITY_DESCRIPTOR StagedCaprSecurityDescriptor
Dim ACCESS_MASK DesiredAccess
Dim ACCESS_MASK CentralAccessPolicyEffectiveAccess
Dim ACCESS_MASK CentralAccessPolicyEntryEffectiveAccess
Dim ACCESS_MASK CentralAccessPolicyStagedAccess
Dim ACCESS_MASK CentralAccessPolicyEntryStagedAccess
Dim ULONG Result
Dim STATUS_CODE Status

Set DACL to SecurityDescriptor Dacl field
Set SACL to SecurityDescriptor Sacl field
Set RemainingAccess to Access Request mask
Set AllowedAccesses to 0
Set DeniedAccesses to 0
Set DesiredAccess to Access Request mask

CALL EvaluateTokenAgainstDescriptor(Token,
                                     SecurityDescriptor,
                                     DesiredAccess,
                                     Object Tree,
                                     PrincipalSelfSubstitute,
                                     GrantedAccess) returning Status

IF Status is access_denied THEN
    return Status
END IF

CALL GetCentralizedAccessPolicy(SACL) returning CentralizedAccessPolicy

IF CentralizedAccessPolicy is not NULL THEN

    Set CentralAccessPolicyEffectiveAccess to GrantedAccess
    Set CentralAccessPolicyStagedAccess to GrantedAccess

    FOR each CentralAccessPolicyRule in CentralAccessPolicy.RulesList

        EvaluateAceCondition(Token,
                              SACL,
                              AppliesTo,
                              AppliesToSize) returning Result

        IF Result is not 1 THEN
            GOTO NextRule
        END IF

        Copy SecurityDescriptor to CaprSecurityDescriptor
        Set CaprSecurityDescriptor.DACL to
        CentralAccessPolicyRule.EffectiveCentralAccessPolicy.AccessCondition.DACL

        EvaluateTokenAgainstDescriptor
            (Token,
             CaprSecurityDescriptor,
             DesiredAccess,

```

```

        NULL,
        PrincipalSelfSubstitute,
        CentralAccessPolicyEntryEffectiveAccess)

    -- The and operator below is a bit-wise operator
    Set CentralAccessPolicyEffectiveAccess to
    CentralAccessPolicyEffectiveAccess and CentralAccessPolicyEntryEffectiveAccess

    -- StagingLocalPolicyEnabled = True if MS-GPAC ADM variable
    -- "System Advanced Audit Policy" (MS-GPAC section 3.2.1.1) contains the GUID
    -- for "Central Access Policy Staging" as specified in MS-GPAC section 2.2.1.2

    IF IfStagingLocalPolicyEnabled THEN

        Copy SecurityDescriptor to StagedCaprSecurityDescriptor
        Set StagedCaprSecurityDescriptor.DACL to
        CentralAccessPolicyRule.StagedCentralAccessPolicy.AccessControl.DACL

        EvaluateTokenAgainstDescriptor
            (Token,
            StagedCaprSecurityDescriptor,
            DesiredAccess,
            NULL,
            PrincipalSelfSubstitute,
            CentralAccessPolicyEntryStagedAccess)

        -- The and operator below is a bit-wise operator

        Set CentralAccessPolicyStagedAccess to CentralAccessPolicyStagedAccess
            and CentralAccessPolicyEntryStagedAccess

    ELSE IF CentralAccessPolicyEffectiveAccess is 0 THEN
        Set GrantedAccess to 0
        return access_denied
    END IF

NextRule:
    END FOR

    IF CentralAccessPolicyEffectiveAccess is not equal to
        CentralAccessPolicyStagedAccess THEN
        -- Log the difference between the Effective and Staged Access
    END IF

    -- The "not" and "and" operator below is a bit-wise operator

    Set AllowedAccess to AllowedAccess and CentralAccessPolicyEffectiveAccess
    Set RemainingAccess to DesiredAccess and not CentralAccessPolicyEffectiveAccess

    FOR each node in Object Tree DO
        Set node.Remaining to RemainingAccess
    END FOR

    ELSE
        Return success
    END IF

    IF MaxAllowedMode equals TRUE THEN
        -- The not operator below is a bit-wise operator
        Set GrantedAccess to AllowedAccesses and (not DeniedAccesses)

        IF GrantedAccess is 0 THEN
            Return access_denied
        Else
            Return success
        END IF
    END IF

END IF

```

```

SET GrantedAccess to 0

IF RemainingAccess is 0 THEN
    Return success
Else
    Return access_denied
END IF

END-SUBROUTINE

```

### 2.5.3.3 MandatoryIntegrityCheck Algorithm Pseudocode

The Windows integrity mechanism extends the security architecture by defining a new ACE type to represent an integrity level in an object's security descriptor. The new ACE represents the object integrity level. An integrity level is also assigned to the security access token when the access token is initialized. The integrity level in the access token represents a subject integrity level. The integrity level in the access token is compared against the integrity level in the security descriptor when the security reference monitor performs an access check. The Access Check algorithm determines what access rights are allowed to a securable object. Windows restricts the allowed access rights depending on whether the subject's integrity level is equal to, higher than, or lower than the object, and depending on the integrity policy flags in the new access control ACE. The security subsystem implements the integrity level as a mandatory label to distinguish it from the discretionary access (under user control) that DACLs provide.

The MandatoryIntegrityCheck Algorithm examines the global Mandatory Integrity Check policy and applies the policy to the passed token and security descriptor of a securable object. It determines the set of access bits that can be granted by the DACL to a security principal.

```

--On entrance to the MandatoryIntegrityCheck Algorithm
-- IN IntegrityLevelSID Mandatory Integrity SID of the Token
-- IN AceIntegritySID Mandatory Integrity SID of the Security Descriptor of the securable
object
-- OUT MandatoryInformation MANDATORY_INFORMATION value, output of the
MandatoryIntegrityCheck
-- Algorithm describing the allowable bits for the caller
-- Token Security Context for the calling security principal
-- IN ObjectSecurityDescriptor SECURITY_DESCRIPTOR structure that is assigned to the object

Dim Boolean TokenDominates
-- TokenDominates value indicating that the IntegrityLevelSID is higher than the
AceIntegritySID

Dim TOKEN_MANDATORY_POLICY TokenPolicy
Set TokenPolicy to Token.MandatoryPolicy field

Dim SYSTEM_MANDATORY_LABEL_ACE ObjectIntegrityACE
-- Find the Mandatory ACE of ObjectSecurityDescriptor in the Sacl
Call FindAceByType WITH ObjectSecurityDescriptor.Sacl,
    SYSTEM_MANDATORY_LABEL_ACE_TYPE, 0
    RETURNING MandatoryACE, FoundIndex

Set ObjectIntegrityACE = MandatoryACE

Dim ACCESS_MASK ObjectIntegrityAceMask
--Set ObjectIntegrityAceMask to the Access Mask field of the
--SYSTEM_MANDATORY_LABEL ACE of the ObjectSecurityDescriptor
Set ObjectIntegrityAceMask to MandatoryACE.Mask

IF TokenPolicy.Policy EQUAL TOKEN_MANDATORY_POLICY_OFF OR
TokenPolicy.Policy EQUAL TOKEN_MANDATORY_POLICY_NEW_PROCESS_MIN THEN
    Set MandatoryInformation.AllowedAccess to GENERIC_ALL
    Return success

```



```

END IF

Dim PACE_HEADER ACE
Set ACE to the ObjectSecurityDescriptor SACL of the
    SYSTEM_MANDATORY_LABEL_ACE
Dim ACCESS_MASK AceMask
Set AceMask to zero

IF (ACE.AceFlags does not contain INHERIT_ONLY_ACE) THEN
    Set AceMask to ObjectIntegrityAceMask
    Set AceIntegritySID to the SID whose first DWORD is given by
        ObjectIntegrityACE SidStart
ELSE
    Set AceMask to SYSTEM_MANDATORY_LABEL_NO_WRITE_UP
    --The DefaultMandatorySID is derived from policy managed in an
    --implementation-specific manner. The SID for ML_MEDIUM is used by
    --Windows S-1-16-8192.
    Set AceIntegritySID to DefaultMandatorySID
END IF

IF CALL CompareSid (IntegrityLevelSID, AceIntegritySID,)returns TRUE
THEN
    Set TokenDominates to TRUE
ELSE
    CALL SidDominates (IntegrityLevelSID, AceIntegritySID)

    IF SidDominates returns TRUE THEN
        Set TokenDominates to TRUE
    ELSE
        Set TokenDominates to FALSE
    END IF
END IF

IF TokenPolicy EQUAL TOKEN_MANDATORY_POLICY_NO_WRITE_UP THEN
    Add GENERIC_READ to MandatoryInformation.AllowedAccess
    Add GENERIC_EXECUTE to MandatoryInformation.AllowedAccess
    IF TokenDominates is TRUE THEN
        Add GENERIC_WRITE to MandatoryInformation.AllowedAccess
    END IF
END IF

IF TokenDominates is FALSE THEN
    IF AceMask & SYSTEM_MANDATORY_LABEL_NO_READ_UP THEN
        Remove GENERIC_READ from MandatoryInformation.AllowedAccess
    END IF

    IF AceMask & SYSTEM_MANDATORY_LABEL_NO_WRITE_UP THEN
        Remove GENERIC_WRITE from MandatoryInformation.AllowedAccess
    END IF

    IF AceMask & SYSTEM_MANDATORY_LABEL_NO_EXECUTE_UP THEN
        Remove GENERIC_EXECUTE from MandatoryInformation.AllowedAccess
    END IF
END IF

-- SeRelabelPrivilege see [MS-LSAD] 3.1.1.2.1 Privilege Data Model
IF Token.Privileges contains SeRelabelPrivilege THEN
    Add WRITE_OWNER to MandatoryInformation.AllowedAccess
END IF

-----
BOOLEAN CompareSid (
SID Sid1,
SID Sid2 )

-- On entrance, both sid1 and sid2 MUST be SIDs representing integrity levels

IF Sid1 Revision does not equal Sid2 Revision
return (false);

```

```

END IF

Dim integer SidLength = 0;
SidLength = (8 + (4 *(Sid1 SubAuthorityCount)))

-- Compare the Sidlength bytes of Sid1 to Sidlength bytes of Sid2
-- Return TRUE if Sid1 equals Sid2
return(!memcmp( Sid1, Sid2, SidLength))

```

### 2.5.3.3.1 FindAceByType

The FindAceByType support function finds an ACE based on the given ACE type and index and returns it along with the index of its location.

#### Parameters

- *Acl*: the ACL on which to search.
- *AceType*: the type of ACE to search.
- *Index*: the index at which to start searching.

#### Returns

- *FoundAce*: The first instance of the specified ACE type to appear at or after the given index.
- *FoundIndex*: The index of *FoundAce* or -1 if no such ACE exists.

```

Initialize NewACE to Empty ACE
Initialize FoundIndex to Index

FOR each ACE in Acl DO
  IF ACE.AceType = AceType
    THEN
      RETURN ACE, FoundIndex
    ELSE
      FoundIndex = FoundIndex +1
    ENDIF // End If AceType
  END FOR // End of FOR each Ace in Acl

RETURN NULL, -1
// END FindAceByType

```

### 2.5.3.4 Algorithm for Creating a Security Descriptor

An important element of the overall security model is the manner in which security descriptors are created for new objects. In the trivial case, the creator of a new object simply supplies a new security descriptor for the new object, and the two are associated by the resource manager or server that owns the object. The trivial case is not the common case, however, and the security model has specific behavior involved in deriving the security descriptor for a new object from the security descriptors for existing objects.

The derivation of a new security descriptor in this security model is called inheritance, and refers to the concept that the new security descriptor inherits some or all of its characteristics from the security descriptor of a parent or container object. Individual ACEs can contain indicators that specify whether it can be passed on to child objects, this indicator is called inheritable. Additionally, they can have an indicator as to whether the ACE was derived from a parent during its creation, this indicator is called inherited.

In overview, the process is fairly straightforward. During the creation of a new security descriptor where inheritance is possible, the parent security descriptor is examined. For each ACE in the parent security descriptor, the process checks whether it is marked as inheritable. If so, it is included in the new security descriptor. This is done for both the **DACL** and **SACL** portions of the security descriptor.

The algorithm for computing the system and discretionary ACL (**SACL** and **DACL** respectively) in the security descriptor for the new object is governed by the logic that is illustrated in the following figure.

	Explicit (non default) ACL specified by creator	Explicit default ACL specified by creator	No ACL specified by the creator
Inheritable ACL from parent	Assign specified ACL (1) (2)	Assigned inherited ACL	Assign inherited ACL
No inheritable ACL from parent	Assign specified ACL (1)	Assigned default ACL	Assign no ACL

**Figure 11: ACL inheritance logic**

1. Any ACEs with the INHERITED\_ACE bit set are NOT copied to the assigned security descriptor.
2. If *AutoInheritFlags*, as specified in section 2.5.3.4.1, is set to automatically inherit ACEs from the parent (DACL\_AUTO\_INHERIT or SACL\_AUTO\_INHERIT), inherited ACEs from the parent are appended after explicit ACEs from the *CreatorDescriptor*. For further details, see the parameter list for CreateSecurityDescriptor (section 2.5.3.4.1).
3. The preceding table describing ACL inheritance logic holds true if the ACL is not protected. If the ACL is protected, all the ACEs from the Explicit ACL are copied into the assigned security descriptor, resetting any ACEs with the INHERITED\_ACE bit set as well. The Inheritable ACL is not considered.

**Note** An explicitly specified ACL, whether a default ACL or not, can be empty or null.<96>

The remainder of this section documents the details of the algorithm outlined above as a set of nested subprocedures.

### 2.5.3.4.1 CreateSecurityDescriptor

This is the top-level routine that assembles the contributions from the parent security descriptor and the creator descriptor and possibly the default **DACL** from the token. This is fairly high-level, and relies primarily upon the subroutine ComputeACL, specified in section 2.5.3.4.2.

#### Parameters

- *ParentDescriptor*: Security descriptor for the parent (container) object of the new object. If the object has no parent, this parameter is null.
- *CreatorDescriptor*: Security descriptor for the new object provided by the creator of the object. Caller can pass null.
- *IsContainerObject*: BOOLEAN: TRUE when the object is a container; otherwise, FALSE.
- *ObjectTypes*: An array of pointers to GUID structures that identify the object types or classes of the object associated with NewDescriptor (the return value). For Active Directory objects, this array contains pointers to the class GUIDs of the object's structural class and all attached auxiliary classes. If the object for which this descriptor is being created does not have a GUID, this field MUST be set to null.

- *AutoInheritFlags*: A set of bit flags that control how access control entries (ACEs) are inherited from *ParentDescriptor*. This parameter can be a combination of the following values:
  - **DACL\_AUTO\_INHERIT**: If set, inheritable ACEs from the parent security descriptor **DACL** are merged with the explicit ACEs in the *CreatorDescriptor*.
  - **SACL\_AUTO\_INHERIT**: If set, inheritable ACEs from the parent security descriptor **SACL** are merged with the explicit ACEs in the *CreatorDescriptor*.
  - **DEFAULT\_DESCRIPTOR\_FOR\_OBJECT**: Selects the *CreatorDescriptor* as the default security descriptor provided that no object type specific ACEs are inherited from the parent. If such ACEs do get inherited, *CreatorDescriptor* is ignored.
  - **DEFAULT\_OWNER\_FROM\_PARENT**: Relevant only when the owner field is not specified in *CreatorDescriptor*. If this flag is set, the owner field in *NewDescriptor* is set to the owner of *ParentDescriptor*. If not set, the owner from the token is selected.
  - **DEFAULT\_GROUP\_FROM\_PARENT**: Relevant only when the primary group field is not specified in *CreatorDescriptor*. If this flag is set, the primary group of *NewDescriptor* is set to the primary group of *ParentDescriptor*. If not set, the default group from the token is selected.
- *Token*: Authorization context supplied that contains the ownership information as well as the default **DACL** if the default **DACL** is necessary.
- *GenericMapping*: Mapping of generic permissions to resource manager-specific permissions supplied by the caller.

## Returns

- *NewDescriptor*: Output security descriptor for the object computed by the algorithm.

```
// Step 1:Compute the Owner field. If there is no specified owner,
// then determine an appropriate owner.
IF CreatorDescriptor.Owner is NULL THEN

    IF AutoInheritFlags contains DEFAULT_OWNER_FROM_PARENT THEN
        Set NewDescriptor.Owner to ParentDescriptor.Owner
    ELSE
        Set NewDescriptor.Owner to Token.SIDs[Token.OwnerIndex]
    ENDIF

ELSE
    Set NewDescriptor.Owner to CreatorDescriptor.Owner
ENDIF

// Step 2:Compute the Group field. If there is no specified groups,
// then determine the appropriate group.

IF CreatorDescriptor.Group is NULL THEN

    IF AutoInheritFlags contains DEFAULT_GROUP_FROM_PARENT THEN
        Set NewDescriptor.Group to ParentDescriptor.Group
    ELSE
        Set NewDescriptor.Group to Token.SIDs[Token.PrimaryGroup]
    ENDIF

ELSE
    Set NewDescriptor.Group to CreatorDescriptor.Group
ENDIF

// Step 3:Compute the DACL

CALL ComputeACL WITH
    ComputeType set to COMPUTE_DACL,
    ParentACL set to ParentDescriptor.DACL,
```

```

    AuthoInheritFlags set to AutoInheritFlags,
    ParentControl set to ParentDescriptor.Control,
    CreatorACL set to CreatorDescriptor.DACL,
    CreatorControl set to CreatorDescriptor.Control
    IsContainerObject set to IsContainerObject,
    ObjectTypes set to ObjectTypes,
    GenericMapping set to GenericMapping,
    Owner set to NewDescriptor.Owner,
    Group set to NewDescriptor.Group,
    Token set to Token
RETURNING NewDACL, NewControl

Set NewDescriptor.DACL to NewDACL
Set NewDescriptor.Control to NewControl

// Step 4:Compute the SACL

CALL ComputeACL WITH

    ComputeType set to COMPUTE_SACL,
    ParentACL set to ParentDescriptor.SACL,
    AutoInheritFlags set to AutoInheritFlags,
    ParentControl set to ParentDescriptor.Control,
    CreatorACL set to CreatorDescriptor.SACL,
    CreatorControl set to CreatorDescriptor.Control,
    IsContainerObject set to IsContainerObject,
    ObjectTypes set to ObjectTypes,
    GenericMapping set to GenericMapping,
    Owner set to NewDescriptor.Owner,
    Group set to NewDescriptor.Group,
    Token set to Token
RETURNING NewSACL, NewControl

Set NewDescriptor.SACL to NewSACL
Set NewDescriptor.Control to (NewDescriptor.Control OR NewControl)

RETURN NewDescriptor
// END CreateSecurityDescriptor

```

### 2.5.3.4.2 ComputeACL

The ComputeACL subroutine determines the new ACL based on supplied Parent ACL, Creator ACL, and possibly the Token's DefaultDACL, depending on the supplied parameters and policy. This function is generally applicable to both the **DACL** and **SACL** portions of the security descriptor, although there are some specific behaviors that differ between the two types of **DACL**, so care has to be taken during implementation to honor the ComputeType parameter.

#### Parameters

- *ComputeType*: Enumeration of COMPUTE\_DACL and COMPUTE\_SACL.
- *ParentACL*: ACL from the parent security descriptor.
- *AutoInheritFlags*: as specified in section 2.5.3.4.1. Note that it is possible to have the DACL\_AUTO\_INHERIT flag set when *ComputeType* is set to COMPUTE\_SACL (or vice-versa).
- *ParentControl*: Control flags from the parent security descriptor.
- *CreatorACL*: ACL supplied in the security descriptor by the creator.
- *CreatorControl*: Control flags supplied in the security descriptor by the creator.
- *IsContainerObject*: TRUE if the object is a container; otherwise, FALSE.

- *ObjectTypes*: Array of GUIDs for the object type being created.
- *GenericMapping*: Mapping of generic permissions to resource manager-specific permissions supplied by the caller.
- *Owner*: Owner to use in substituting the *CreatorOwner* SID.
- *Group*: Group to use in substituting the *CreatorGroup* SID.
- *Token*: Token for default values.

## Returns

- Computed ACL
- ComputedControl

```
// The details of the algorithm to merge the parent ACL and the supplied ACL.
// The Control flags computed are slightly different based on whether it is the
// ACL in the DACL or the SACL field of the descriptor.
// The caller specifies whether it is a DACL or a SACL using the parameter,
// ComputeType.
Set ComputedACL to NULL
Set ComputedControl to NULL

CALL ContainsInheritableACEs WITH ParentACL RETURNING ParentHasInheritableACEs

IF ParentHasInheritableACEs = TRUE THEN

    // The Parent ACL has inheritable ACEs. The Parent ACL should be used if no Creator
    // ACL is supplied, or if the Creator ACL was supplied AND it is a default ACL based
    // on object type information

    IF(CreatorACL is not present) OR
        ((CreatorACL is present) AND
        (AutoInheritFlags contains DEFAULT_DESCRIPTOR_FOR_OBJECT))
    THEN
        // Use only the inherited ACEs from the parent. First compute the ACL from the
        // parent ACL, then clean it up by resolving the generic mappings etc.

        CALL ComputeInheritedACLFromParent WITH
            ACL set to ParentACL,
            IsContainerObject set to IsContainerObject,
            ObjectTypes set to ObjectTypes

        RETURNING NextACL
        CALL PostProcessACL WITH
            ACL set to NextACL,
            CopyFilter set to CopyInheritedAces,
            Owner set to Owner,
            Group set to Group,
            GenericMapping set to GenericMapping

        RETURNING FinalACL

        Set ComputedACL to FinalACL
        RETURN
    ENDIF

    IF ((CreatorACL is present) AND
        (AutoInheritFlags does not contain DEFAULT_DESCRIPTOR_FOR_OBJECT))
    THEN
        // Since a creator ACL is present, and we're not defaulting the
        // descriptor, determine which ACEs are inherited and compute the new ACL
        CALL PreProcessACLFromCreator WITH
            ACL set to CreatorACL
        RETURNING PreACL
```

```

CALL ComputeInheritedACLFromCreator WITH
    ACL set to PreACL,
    IsContainerObject set to IsContainerObject,
    ObjectTypes set to ObjectTypes
RETURNING TmpACL

// Special handling for DACL types of ACLs

IF (ComputeType = DACL_COMPUTE) THEN

    // DACL-specific operations

    IF (CreatorControl does not have DACL_PROTECTED flag set) AND
        (AutoInheritFlags contains DACL_AUTO_INHERIT)
    THEN

        // We're not working from a protected DACL, and we're supposed to
        // allow automatic inheritance. Compute the inherited ACEs from
        // Parent ACL this time, and append that to the ACL that we're building

        CALL ComputeInheritedACLFromParent WITH
            ACL set to ParentACL,
            IsContainerObject set to IsContainerObject,
            ObjectTypes set to ObjectTypes
        RETURNING InheritedParentACL

        Append InheritedParentACL.ACEs to TmpACL.ACE
        Set DACL_AUTO_INHERITED flag in ComputedControl

    ENDIF

ENDIF // DACL-Specific behavior

IF (ComputeType = SACL_COMPUTE) THEN

    // Similar to the above, perform SACL-specific operations

    IF (CreatorControl does not have SACL_PROTECTED flag set) AND
        (AutoInheritFlags contains SACL_AUTO_INHERIT flag)
    THEN

        // We're not working from a protected SACL, and we're supposed to
        // allow automatic inheritance. Compute the inherited ACEs from
        // Parent ACL this time, and append that to the ACL that we're building

        CALL ComputeInheritedACLFromParent WITH
            ACL set to ParentACL,
            IsContainerObject set to IsContainerObject,
            ObjectTypes set to ObjectTypes
        RETURNING InheritedParentACL

        Append InheritedParentACL.ACEs to TmpACL.ACE
        Set SACL_AUTO_INHERITED flag in ComputedControl

    ENDIF

ENDIF // SACL-Specific behavior

CALL PostProcessACL WITH
    ACL set to TmpACL,
    CopyFilter set to CopyInheritedAces,
    Owner set to Owner,
    Group set to Group,
    GenericMapping set to GenericMapping
RETURNING ProcessedACL

```

```

        Set ComputedACL to ProcessedACL
        RETURN
    ENDIF // CreatorACL is present

ELSE // ParentACL does not contain inheritable ACEs

    IF CreatorACL = NULL THEN
        // No ACL supplied for the object
        IF (ComputeType = DACL_COMPUTE) THEN
            Set TmpACL to Token.DefaultDACL
        ELSE
            // No default for SACL; left as NULL
        ENDIF

    ELSE
        // Explicit ACL was supplied for the object - either default or not.
        // In either case, use it for the object, since there are no inherited ACEs.
        CALL PreProcessACLFromCreator WITH CreatorACL
        RETURNING TmpACL
    ENDIF

    CALL PostProcessACL WITH
        ACL set to TmpACL,
        CopyFilter set to CopyAllAces,
        Owner set to Owner,
        Group set to Group,
        GenericMapping set to GenericMapping

        RETURNING ProcessedACL
        Set ComputedACL to ProcessedACL

ENDIF
// END ComputeACL

```

### 2.5.3.4.3 ContainsInheritableACEs

#### Parameters

- *ACL*

#### Returns

- TRUE or FALSE

```

// Computes whether the ACL parameter contains any ACEs that are inheritable
// by a child
// True: if it contains any inheritable ACEs
// False: otherwise

FOR each ACE in ACL DO
    IF(ACE.AceFlags contains CONTAINER_INHERIT_ACE) OR
    (ACE.AceFlags contains OBJECT_INHERIT_ACE)
    THEN
        RETURN TRUE
    ENDIF
END FOR

RETURN FALSE
// END ContainsInheritableACEs

```

### 2.5.3.4.4 ComputeInheritedACLfromParent



This subroutine copies the ACEs from an ACL that are marked as inheritable. These ACEs are assembled into a new ACL that is returned.

### Parameters

- *ACL*: An ACL that contains the parent's ACEs from which to compute the inherited ACL.
- *IsContainerObject*: TRUE if the object is a container; otherwise, FALSE.
- *ObjectTypes*: An array of GUIDs for the object type being created.

### Returns

- The computed ACL that also includes the inherited ACEs.

```
// Computes the inheritable and inherited ACEs to propagate to the new object
// from the inheritable ACEs in the parent container object

Initialize ExplicitACL to Empty ACL

FOR each ACE in ACL DO

    IF ACE.AceFlags contains INHERIT_ONLY_ACE
    THEN
        CONTINUE
    ENDIF

    IF(((ACE.AceFlags contains CONTAINER_INHERIT_ACE) AND
    (IsContainerObject = TRUE))OR
    ((ACE.AceFlags contains OBJECT_INHERIT_ACE) AND
    (IsContainerObject = FALSE)))
    THEN

        CASE ACE.Type OF

            ACCESS_ALLOWED_ACE_TYPE:
            ACCESS_DENIED_ACE_TYPE:
                Create empty NewACE
                Copy ACE to NewACE
                Clear NewACE.AceFlags -- no flags set
                NewACE.AceFlags = INHERITED_ACE
                Append NewACE to ExplicitACL

            ACCESS_ALLOWED_OBJECT_ACE_TYPE:
            ACCESS_DENIED_OBJECT_ACE_TYPE:
                IF (ObjectTypes contains ACE.ObjectGUID) THEN
                    Create empty NewACE
                    Copy ACE to NewACE
                    Clear NewACE.AceFlags -- no flags set
                    NewACE.AceFlags = INHERITED_ACE
                    Append NewACE to ExplicitACL
                ENDIF
            ENDCASE
        ENDIF
    END FOR

Initialize InheritableACL to Empty ACL

IF (IsContainerObject = TRUE) THEN

    FOR each ACE in ACL DO
        IF ACE.AceFlags does not contain NO_PROPAGATE_INHERIT_ACE THEN
            IF((ACE.AceFlags contains CONTAINER_INHERIT_ACE) OR
            (ACE.AceFlags contains OBJECT_INHERIT_ACE))
            THEN
                Set NewACE to ACE
                Add INHERITED_ACE to NewACE.AceFlags
            END IF
        END IF
    END FOR
END IF
```

```

                Add INHERIT_ONLY_ACE to NewACE.AceFlags
                Append NewACE to InheritableACL
            ENDF
        ENDF
    END FOR
ENDIF

RETURN concatenation of ExplicitACL and InheritableACL
// END ComputeInheritedACLFromParent

```

There are seven flags that can appear in an ACE. Of the seven flags, the following pertain to inheritance.

- **CI**: CONTAINER\_INHERIT\_ACE
- **OI**: OBJECT\_INHERIT\_ACE
- **NP**: NO\_PROPAGATE\_INHERIT\_ACE
- **IO**: INHERIT\_ONLY\_ACE
- **ID**: INHERITED\_ACE

**IO** and **ID** do not play a part when it comes to making decisions about inheritance. The **ID** flag is added to any ACE that is inherited to indicate that it was inherited. The **IO** flag is used to indicate that an ACE is not effective for the child that inherits the ACE. An ACE that has the **IO** flag can be inherited, but the decision is based on other flags, if present.

The following table summarizes the inherited ACE flags for the child container and child leaf (non-container) object based on the parent ACE flags.

Parent ACE flags	Child container object	Child leaf object
No Flags, IO	No Inheritance	No Inheritance
OI	IO,OI	Inherited, No flags
OI,NP	No Inheritance	Inherited, No flags
CI	CI	No Inheritance
CI,NP	Inherited, No flags	No Inheritance
CI,OI	IO,CI,OI	Inherited, No flags
CI,OI,NP	Inherited, No flags	Inherited, No flags

For the cases in which a container inherits an ACE that is both effective on the container and inheritable by its descendents, the container can inherit two ACEs. This occurs when an inheritable ACE contains generic information. The container inherits an ACE with an additional **IO** flag with generic information and an effective-only ACE in which the generic information has been mapped.

### 2.5.3.4.5 ComputeInheritedACLfromCreator

#### Parameters

- *ACL*: An ACL supplied in the security descriptor by the caller.
- *IsContainerObject*: TRUE if the object is a container; otherwise, FALSE.
- *ObjectTypes*: An array of GUIDs for the object type being created.

## Returns

- The computed ACL that also includes the inherited ACEs.

```
// Computes the inheritable and inherited ACEs to propagate to the new object
// from any inheritable ACEs in the ACL supplied by the caller

Initialize ExplicitACL to Empty ACL

FOR each ACE in ACL DO

    IF((ACE.AceFlags contains CONTAINER_INHERIT_ACE) AND
       (IsContainerObject = TRUE))OR
       ((ACE.AceFlags contains OBJECT_INHERIT_ACE) AND
        (IsContainerObject = FALSE))
    THEN

        CASE ACE.Type OF

            ALLOW:
            DENY:
                Set NewACE to ACE
                Set NewACE.AceFlags to NULL
                Append NewACE to ExplicitACL

            OBJECT_ALLOW:
            OBJECT_DENY:
                IF (ObjectTypes contains ACE.ObjectGUID) THEN
                    Set NewACE to ACE
                    Set NewACE.AceFlags to NULL
                    Append NewACE to ExplicitACL
                ENDF

        ENDCASE
    ENDF
END FOR

Initialize InheritableACL to Empty ACL

IF (IsContainerObject = TRUE) THEN

    FOR each ACE in ACL DO
        IF((ACE.AceFlags contains CONTAINER_INHERIT_ACE) OR
           (ACE.AceFlags contains OBJECT_INHERIT_ACE))
        THEN
            Set NewACE to ACE
            Add INHERIT_ONLY_ACE to NewACE.AceFlags
            Append NewACE to InheritableACL
        ENDF
    END FOR
ENDIF

RETURN concatenation of ExplicitACL and InheritableACL
// END ComputeInheritedACLFromCreator
```

### 2.5.3.4.6 PreProcessACLfromCreator

This subroutine processes an input ACL, removing all ACEs that were inherited previously, yielding an ACL with only explicit ACEs.

#### Parameters

- *ACL*: ACL to preprocess.

#### Returns

- Processed ACL.

```

Initialize NewACL to Empty ACL

FOR each ACE in ACL DO
    IF ACE.AceFlags does not contain INHERITED_ACE THEN
        Append ACE to NewACL
    ENDIF
END FOR

RETURN NewACL
// END PreProcessACLFromCreator

```

### 2.5.3.4.7 PostProcessACL

The purpose of this subroutine is to process the ACL and make it concrete by replacing certain macro SIDs with the actual SIDs for the principals involved, and to translate from generic access bit flags to the actual object-specific access flags. The caller specifies a filter to apply, namely whether only inherited ACEs, only explicit ACEs, or all ACEs will be copied.

#### Parameters

- *ACL*: ACL on which to substitute SIDs.
- *CopyFilter*: Enumeration of the following filters for post-processing the ACL: **CopyAllAces**, **CopyInheritedAces**, **CopyExplicitAces**.
- *Owner*: Owner to use in substituting the *CreatorOwner* SID.
- *Group*: Group to use in substituting the *CreatorGroup* SID.
- *GenericMapping*: Mapping of generic permissions to resource manager-specific permissions supplied by the caller.

#### Returns

- The computed ACL with the SID substitutions performed.

```

// Substitute CreatorOwner and CreatorGroup SIDs and do GenericMapping in ACL

Initialize NewACL to Empty ACL

FOR each ACE in ACL DO

    // Determine if this ACE passes the filter to be copied to the new ACL

    SET CopyThisAce = FALSE

    CASE CopyFilter OF

        CopyAllAces:
            BEGIN
                SET CopyThisAce = TRUE
            END

        CopyInheritedAces:
            BEGIN
                IF (ACE.AceFlags contains INHERITED_ACE) THEN
                    SET CopyThisAce = TRUE
                ENDIF
            END

        CopyExplicitAces:

```

```

        BEGIN
            IF (ACE.AceFlags does not contain INHERITED_ACE) THEN
                SET CopyThisAce = TRUE
            ENDIF
        END

    ENDCASE

    Set NewACE to ACE

    IF (CopyThisAce) THEN

        CASE ACE.Sid OF

            CREATOR_OWNER:
                NewACE.Sid = Owner

            CREATOR_GROUP:
                NewACE.Sid = Group
        ENDCASE

        IF (ACE.Mask contains GENERIC_READ) THEN
            Add GenericMapping.GenericRead to NewACE.Mask
        ENDIF

        IF (ACE.Mask contains GENERIC_WRITE) THEN
            Add GenericMapping.GenericWrite to NewACE.Mask
        ENDIF

        IF (ACE.Mask contains GENERIC_EXECUTE) THEN
            Add GenericMapping.GenericExecute to NewACE.Mask
        ENDIF

        Append NewACE to NewACL
    ENDIF

END FOR

RETURN NewACL
// END PostProcessACL

```

### 2.5.3.5 Setting the INHERITED\_ACE Flag

ACEs are usually contained in ACLs (see section 2.4.5) with the INHERITED\_ACE flag in an ACE set as part of comparing the ACEs in a parent ACL and a child ACL. If an ACE is present in both the parent ACL and the child ACL, the INHERITED\_ACE flag is set in the child ACE if the ACEs are equal:

- If either ACE is NULL, the ACEs are not equal.
- If the **AceType** of the ACEs are different, they are not equal.
- If the parent **AceFlags** anded with not INHERITED\_ACE are not equal to the child **AceFlags**, it is a special case where there may be an additional ACE that was created:
  - If the ACE is a child of a container, parent flags are set, there is a following ACE, the child ACE flags are not set, and INHERIT\_ONLY is set in the parent ACE, then for
    - ACCESS\_ALLOWED\_ACE\_TYPE, ACCESS\_DENIED\_ACE\_TYPE, SYSTEM\_AUDIT\_ACE\_TYPE, SYSTEM\_ALARM\_ACE\_TYPE, skip the current ACE if the masks are equal in the parent ACE and the next child ACE, and their SIDs are equal, and compare this next ACE to the parent ACE.
    - Otherwise, the ACEs are not equal.

- If the parent and child flags are not equal, the ACEs are not equal.
- If the ACE\_TYPE\_OBJECT\_PRESENT is set in the parent ACE, but the parent and child ACE GUIDs are not equal, the ACEs are not equal.
- If the ACE\_INHERITED\_OBJECT\_TYPE\_PRESENT is set in the parent ACE, but the parent and child ACE GUIDs are not equal, the ACEs are not equal.
- If ACCESS\_ALLOWED\_COMPOUND\_ACE\_TYPE is set in the parent ACE, but the compound ACE types are not equal in the parent and child ACEs, the ACEs are not equal.
- If either the parent or child ACE SIDs are not valid, or the two are not equal, the ACEs are not equal.
- If the parent and child ACE access masks are not equal, the ACEs are not equal.

## 2.6 ServerGetInfo Abstract Interface

The ServerGetInfo abstract interface retrieves current configuration information for the local machine.

```
DWORD ServerGetInfo(
    [in] DWORD level,
    [out] LPBYTE* bufptr
);
```

**level:** Specifies the information level of the data. This parameter can be one of the following values.

Value	Meaning
100	Return the machine name and platform information. The <i>bufptr</i> parameter points to a SERVER_INFO_100 structure.
101	Return the machine name, type, and associated software. The <i>bufptr</i> parameter points to a SERVER_INFO_101 structure.

**bufptr:** Pointer to the buffer that receives the data. The format of this data depends on the value of the level parameter.

**Note** When the 101 information level is requested, the machine is considered to be a domain controller (SV\_TYPE\_DOMAIN\_CTRL or SV\_TYPE\_DOMAIN\_BAKCTRL) when it supports the protocols required by the Active Directory Domain Service system (either with or without Web Services) as described in [MS-ADOD] section 2.8. Once it is established that the machine is a domain controller, it is considered to be a primary domain controller (SV\_TYPE\_DOMAIN\_CTRL) if it is currently hosting the PdcEmulationMasterRole FSMO role (as specified in [MS-ADTS] section 3.1.1.1.11); otherwise it is considered to be a backup domain controller (SV\_TYPE\_DOMAIN\_BAKCTRL). The machine determines whether it is hosting the PdcEmulationMasterRole by invoking the **IsEffectiveRoleOwner** function with the *roleObject* parameter set to RoleObject(Default NC, PdcEmulationMasterRole) (see [MS-ADTS] section 3.1.1.5.1.8). When the 101 information level is requested, and the machine is not considered to be a domain controller as specified above, then it is considered to be a workstation (SV\_TYPE\_WORKSTATION). Additional SV\_TYPE\_\* values can be returned as appropriate.

**Return Values:** If the function succeeds, the return value is NERR\_Success.

If the function fails, the return value can be one of the following error codes:

Return value/code	Description
0x00000005	The user does not have access to the requested information.

Return value/code	Description
ERROR_ACCESS_DENIED	
0x0000007C ERROR_INVALID_LEVEL	The value specified for the level parameter is invalid.
0x00000057 ERROR_INVALID_PARAMETER	The specified parameter is invalid.
0x00000008 ERROR_NOT_ENOUGH_MEMORY	Sufficient memory is not available.

## 2.7 Impersonation Abstract Interfaces

### 2.7.1 StartImpersonation

The StartImpersonation abstract interface causes the underlying security infrastructure for a server role to use the supplied **ImpersonationAccessToken** for access checks on secured objects until either the EndImpersonation abstract interface is called or a further call to StartImpersonation is called with a new ImpersonationAccessToken. When the EndImpersonation abstract interface is called, the security infrastructure reverts to using the primary token (see [MSDN-ACCTOKENS]). The invocation of the StartImpersonation interface is the equivalent to supplying the *ImpersonationAccessToken* as the *Token* parameter to the Access Check Algorithm defined in section 2.5.3.2.

See also [MS-RPCE], Abstract Interface RpcImpersonateClient (section 3.3.3.4.3.2) and Abstract Interface RpcRevertToSelf (section 3.3.3.4.3.3), for RPC-specific versions of the impersonation abstraction, and [Tanenbaum] section 11.8, Security in Windows 2000.

```
void StartImpersonation(
    [in] Token ImpersonationAccessToken
);
```

**ImpersonationAccessToken:** An authorization context token as specified in section 2.5.2.

This method has no return values.

### 2.7.2 EndImpersonation

The EndImpersonation abstract interface causes the underlying security infrastructure for a server role to revert to using the primary access token (see [MSDN-ACCTOKENS]) for access checks on secured objects.

```
void EndImpersonation(
    void
);
```

This method has no return values.

### 2.7.3 GetAccessToken

The GetAccessToken abstract interface causes the underlying security infrastructure for the server role to return the Token/Authorization Context, as specified in section 2.5.2, of the current execution context.

If no prior call has been made to StartImpersonation() in the current execution context, the call returns the *primary* access token (see [MSDN-ACCTOKENS]) of the security principal that is associated with the current execution context.

If a call to StartImpersonation() has been performed without a subsequent call to EndImpersonation(), the call returns the *impersonation* access token as the *Token* parameter to the Access Check Algorithm defined in section 2.5.3.2.

```
Token GetAccessToken();
```

**Return Values:** This method returns a Token/Authorization Context, as specified in section 2.5.2, of the current execution context.



### 3 Structure Examples

There are no structure examples.

## 4 Security Considerations

There are no security considerations.

## 5 Appendix A: Full MS-DTYP IDL

For ease of implementation and to allow re-use of the common data types and structure in other protocols, a full IDL is provided.

```
typedef unsigned short wchar_t;
typedef void* ADCONNECTION_HANDLE;
typedef int BOOL, *PBOOL, *LPBOOL;
typedef unsigned char BYTE, *PBYTE, *LPBYTE;
typedef BYTE BOOLEAN, *PBOOLEAN;
typedef wchar_t WCHAR, *PWCHAR;
typedef WCHAR* BSTR;
typedef char CHAR, *PCHAR;
typedef double DOUBLE;
typedef unsigned long DWORD, *PDWORD, *LPDWORD;
typedef unsigned int DWORD32;
typedef unsigned __int64 DWORD64, *PDWORD64;
typedef unsigned __int64 ULONGLONG;
typedef ULONGLONG DWORDLONG, *PDWORDLONG;
typedef unsigned long error_status_t;
typedef float FLOAT;
typedef unsigned char UCHAR, *PUCHAR;
typedef short SHORT;

typedef void* HANDLE;
typedef DWORD HCALL;
typedef int INT, *LPINT;
typedef signed char INT8;
typedef signed short INT16;
typedef signed int INT32;
typedef signed __int64 INT64;
typedef void* LDAP_UDP_HANDLE;
typedef const wchar_t* LMCSTR;
typedef WCHAR* LMSTR;
typedef long LONG, *PLONG, *LPLONG;
typedef signed __int64 LONGLONG;
typedef LONG HRESULT;

typedef __int3264 LONG_PTR;
typedef unsigned __int3264 ULONG_PTR;

typedef signed int LONG32;
typedef signed __int64 LONG64, *PLONG64;
typedef const char* LPCSTR;
typedef const void* LPCVOID;
typedef const wchar_t* LPCWSTR;
typedef char* PSTR, *LPSTR;

typedef wchar_t* LPWSTR, *PWSTR;
typedef DWORD NET_API_STATUS;
typedef long NTSTATUS;
typedef [context_handle] void* PCONTEXT_HANDLE;
typedef [ref] PCONTEXT_HANDLE* PPCONTEXT_HANDLE;

typedef unsigned __int64 QWORD;
typedef void* RPC_BINDING_HANDLE;
typedef UCHAR* STRING;

typedef unsigned int UINT;
typedef unsigned char UINT8;
typedef unsigned short UINT16;
typedef unsigned int UINT32;
typedef unsigned __int64 UINT64;
typedef unsigned long ULONG, *PULONG;

typedef ULONG_PTR DWORD_PTR;
typedef ULONG_PTR SIZE_T;
```

```

typedef unsigned int ULONG32;
typedef unsigned __int64 ULONG64;
typedef wchar_t UNICODE;
typedef unsigned short USHORT;
typedef void VOID, *PVOID, *LPVOID;
typedef unsigned short WORD, *PWORD, *LPWORD;

typedef struct _FILETIME {
    DWORD dwLowDateTime;
    DWORD dwHighDateTime;
} FILETIME,
*PFILETIME,
*LPFILETIME;

typedef struct _GUID {
    unsigned long Data1;
    unsigned short Data2;
    unsigned short Data3;
    byte Data4[8];
} GUID,
UUID,
*PGUID;

typedef struct _LARGE_INTEGER {
    signed __int64 QuadPart;
} LARGE_INTEGER, *PLARGE_INTEGER;

typedef struct _EVENT_DESCRIPTOR {
    USHORT Id;
    UCHAR Version;
    UCHAR Channel;
    UCHAR Level;
    UCHAR Opcode;
    USHORT Task;
    ULONGLONG Keyword;
} EVENT_DESCRIPTOR,
*PEVENT_DESCRIPTOR,
*PCEVENT_DESCRIPTOR;

typedef struct _EVENT_HEADER {
    USHORT Size;
    USHORT HeaderType;
    USHORT Flags;
    USHORT EventProperty;
    ULONG ThreadId;
    ULONG ProcessId;
    LARGE_INTEGER TimeStamp;
    GUID ProviderId;
    EVENT_DESCRIPTOR EventDescriptor;
    union {
        struct {
            ULONG KernelTime;
            ULONG UserTime;
        };
        ULONG64 ProcessorTime;
    };
    GUID ActivityId;
} EVENT_HEADER,
*PEVENT_HEADER;

typedef DWORD LCID;

typedef struct _LUID {
    DWORD LowPart;
    LONG HighPart;
} LUID,
*PLUID;

typedef struct _MULTI_SZ {
    wchar_t* Value;
}

```

```

    DWORD nChar;
} MULTI_SZ;

typedef struct _RPC_UNICODE_STRING {
    unsigned short Length;
    unsigned short MaximumLength;
    [size_is (MaximumLength/2), length_is (Length/2)]
    WCHAR* Buffer;
} RPC_UNICODE_STRING,
*PRPC_UNICODE_STRING;

typedef struct _SERVER_INFO_100 {
    DWORD sv100_platform_id;
    [string] wchar_t* sv100_name;
} SERVER_INFO_100,
*PSERVER_INFO_100,
*LPSERVER_INFO_100;

typedef struct _SERVER_INFO_101 {
    DWORD sv101_platform_id;
    [string] wchar_t* sv101_name;
    DWORD sv101_version_major;
    DWORD sv101_version_minor;
    DWORD sv101_version_type;
    [string] wchar_t* sv101_comment;
} SERVER_INFO_101,
*PSERVER_INFO_101,
*LPSERVER_INFO_101;

typedef struct _SYSTEMTIME {
    WORD wYear;
    WORD wMonth;
    WORD wDayOfWeek;
    WORD wDay;
    WORD wHour;
    WORD wMinute;
    WORD wSecond;
    WORD wMilliseconds;
} SYSTEMTIME,
*PSYSTEMTIME;

typedef struct _UINT128 {
    UINT64 lower;
    UINT64 upper;
} UINT128,
*PUINT128;

typedef struct _ULARGE_INTEGER {
    unsigned __int64 QuadPart;
} ULARGE_INTEGER, *PULARGE_INTEGER;

typedef struct _RPC_SID_IDENTIFIER_AUTHORITY {
    byte Value[6];
} RPC_SID_IDENTIFIER_AUTHORITY;

typedef DWORD ACCESS_MASK;
typedef ACCESS_MASK *PACCESS_MASK;

typedef struct _OBJECT_TYPE_LIST {
    WORD Level;
    ACCESS_MASK Remaining;
    GUID* ObjectType;
} OBJECT_TYPE_LIST,
*POBJECT_TYPE_LIST;

typedef struct _ACE_HEADER {
    UCHAR AceType;
    UCHAR AceFlags;
    USHORT AceSize;
} ACE_HEADER,

```

```

*PACE_HEADER;

typedef struct _SYSTEM_MANDATORY_LABEL_ACE {
    ACE_HEADER Header;
    ACCESS_MASK Mask;
    DWORD SidStart;
} SYSTEM_MANDATORY_LABEL_ACE,
*PSYSTEM_MANDATORY_LABEL_ACE;

typedef struct _TOKEN_MANDATORY_POLICY {
    DWORD Policy;
} TOKEN_MANDATORY_POLICY,
*PTOKEN_MANDATORY_POLICY;

typedef struct _MANDATORY_INFORMATION {
    ACCESS_MASK AllowedAccess;
    BOOLEAN WriteAllowed;
    BOOLEAN ReadAllowed;
    BOOLEAN ExecuteAllowed;
    TOKEN_MANDATORY_POLICY MandatoryPolicy;
} MANDATORY_INFORMATION,
*PMANDATORY_INFORMATION;

typedef struct _CLAIM_SECURITY_ATTRIBUTE_OCTET_STRING_RELATIVE {
    DWORD Length;
    BYTE OctetString[];
} CLAIM_SECURITY_ATTRIBUTE_OCTET_STRING_RELATIVE,
*PCLAIM_SECURITY_ATTRIBUTE_OCTET_STRING_RELATIVE;

typedef struct _CLAIM_SECURITY_ATTRIBUTE_RELATIVE_V1 {
    DWORD Name;
    WORD ValueType;
    WORD Reserved;
    DWORD Flags;
    DWORD ValueCount;
    union {
        PLONG64 pInt64[];
        PDWORD64 pUInt64[];
        PWSTR ppString[];
        PCLAIM_SECURITY_ATTRIBUTE_OCTET_STRING_RELATIVE pOctetString[];
    } Values;
} CLAIM_SECURITY_ATTRIBUTE_RELATIVE_V1,
*PCLAIM_SECURITY_ATTRIBUTE_RELATIVE_V1;

typedef DWORD SECURITY_INFORMATION, *PSECURITY_INFORMATION;

typedef struct _RPC_SID {
    unsigned char Revision;
    unsigned char SubAuthorityCount;
    RPC_SID_IDENTIFIER_AUTHORITY IdentifierAuthority;
    [size_is(SubAuthorityCount)] unsigned long SubAuthority[];
} RPC_SID,
*PRPC_SID,
*PSID;

typedef struct _ACL {
    unsigned char AclRevision;
    unsigned char Sbz1;
    unsigned short AclSize;
    unsigned short AceCount;
    unsigned short Sbz2;
} ACL,
*PACL;

typedef struct _SECURITY_DESCRIPTOR {
    UCHAR Revision;
    UCHAR Sbz1;
    USHORT Control;
    PSID Owner;

```

```
PSID Group;  
PACL Sacl;  
PACL Dacl;  
} SECURITY_DESCRIPTOR,  
*PSECURITY_DESCRIPTOR;
```

## 6 (Updated Section) Appendix B: Product Behavior

The information in this specification is applicable to the following Microsoft products or supplemental software. References to product versions include updates to those products.

The terms "earlier" and "later", when used with a product version, refer to either all preceding versions or all subsequent versions, respectively. The term "through" refers to the inclusive range of versions. Applicable Microsoft products are listed chronologically in this section.

### Windows Client

- Windows NT operating system
- Windows 2000 operating system
- Windows XP operating system
- Windows Vista operating system
- Windows 7 operating system
- Windows 8 operating system
- Windows 8.1 operating system
- Windows 10 operating system
- Windows 11 operating system

### Windows Server

- Windows NT
- Windows 2000
- Windows Server 2003 operating system
- Windows Server 2008 operating system
- Windows Server 2008 R2 operating system
- Windows Server 2012 operating system
- Windows Server 2012 R2 operating system
- Windows Server 2016 operating system
- Windows Server operating system
- Windows Server 2019 operating system
- Windows Server 2022 operating system

Exceptions, if any, are noted in this section. If an update version, service pack or Knowledge Base (KB) number appears with a product name, the behavior changed in that update. The new behavior also applies to subsequent updates unless otherwise specified. If a product edition appears with the product version, behavior is different in that product edition.

Unless otherwise specified, any statement of optional behavior in this specification that is prescribed using the terms "SHOULD" or "SHOULD NOT" implies product behavior in accordance with the SHOULD or SHOULD NOT prescription. Unless otherwise specified, the term "MAY" implies that the product does not follow the prescription.



- <1> Section 2.1: Windows is implemented on little-endian systems.
- <2> Section 2.3.2: Not supported in Windows versions earlier than the Windows 10 v1709 operating system client or the Windows Server v1709 operating system server releases. The control GUID will usually be found in the ExtendedData array. Typically, the presence of this flag indicates that the event is associated with an automatically-generated manifest, such as one generated by the Windows software trace preprocessor.
- <3> Section 2.3.2: Not supported in Windows versions earlier than the Windows 8 client or Windows Server 2012 server releases.
- <4> Section 2.3.8: Windows implementations access the Value field with non-standard string functions to add or extract strings from the buffer. If standard C conventions were followed, the Value datatype would nominally be `wchar_t**`.
- <5> Section 2.4.1: Only Windows Server 2012 and Windows Server 2012 R2 acting as Kerberos KDCs support this value.
- <6> Section 2.4.1: Only Windows Server 2012 and Windows Server 2012 R2 acting as Kerberos KDCs support this value for protocol transition (S4U2Self)-based service tickets
- <7> Section 2.4.2.4: Not supported in Windows Vista and earlier client releases or Windows Server 2008 R2 and earlier server releases.
- <8> Section 2.4.2.4: Not supported by Windows 2000.
- <9> Section 2.4.2.4: Not supported by Windows 2000.
- <10> Section 2.4.2.4: Not supported by Windows 2000.
- <11> Section 2.4.2.4: Windows server versions earlier than Windows Server 2003 and client versions earlier than Windows XP operating system Service Pack 2 (SP2) included the Guest account in the Authenticated Users group.
- <12> Section 2.4.2.4: Supported in Windows Server 2003 and Windows Server 2008. The DC adds this SID:
- When the user is a member of the forest.
  - When the user is not a member of the forest and the TRUST\_ATTRIBUTE\_CROSS\_ORGANIZATION bit of the Trust Attribute ([MS-ADTS] section 6.1.6.7.9) of the trusted domain object is not set.
- <13> Section 2.4.2.4: The COMPOUNDED\_AUTHENTICATION SID is not supported in Windows 7 operating system and earlier client releases or Windows Server 2008 R2 operating system and earlier server releases.
- <14> Section 2.4.2.4: The CLAIMS\_VALID SID is not supported in Windows 7 and earlier client releases or Windows Server 2008 R2 and earlier server releases.
- <15> Section 2.4.2.4: The PROTECTED\_USERS SID is not supported in Windows 8 and earlier client releases or Windows Server 2012 and earlier server releases.
- <16> Section 2.4.2.4: The KEY\_ADMINS SID is not supported in Windows 8.1 and earlier client releases or Windows Server 2012 R2 and earlier server releases.
- <17> Section 2.4.2.4: The ENTERPRISE\_KEY\_ADMINS SID is not supported in Windows 8.1 and earlier client releases or Windows Server 2012 R2 and earlier server releases.
- <18> Section 2.4.2.4: The ALLOWED\_RODC\_PASSWORD\_REPLICATION\_GROUP SID is not supported in Windows Vista and earlier client releases or Windows Server 2003 and earlier server releases.

<19> Section 2.4.2.4: The DENIED\_RODC\_PASSWORD\_REPLICATION\_GROUP SID is not supported in Windows Vista and earlier client releases or Windows Server 2003 and earlier server releases.

<20> Section 2.4.2.4: A built-in group that is created when a domain controller is added to the domain. An alias added by Windows 2000 operating system. Not supported by Windows NT.

<21> Section 2.4.2.4: A built-in group that is created when a domain controller is added to the domain. Not supported by Windows NT, Windows 2000, or Windows XP.

<22> Section 2.4.2.4: A built-in group that is created when a domain controller is added to the domain. Not supported by Windows NT, Windows 2000, or Windows XP.

<23> Section 2.4.2.4: A built-in group that is created when a domain controller is added to the domain. Not supported by Windows NT, Windows 2000, or Windows XP.

<24> Section 2.4.2.4: A built-in group that is created when a domain controller is added to the domain. Not supported by Windows NT, Windows 2000, or Windows XP.

<25> Section 2.4.2.4: A built-in group that is created when a domain controller is added to the domain. Not supported by Windows NT, Windows 2000, or Windows XP.

<26> Section 2.4.2.4: A built-in group that is created when a domain controller is added to the domain. Not supported by Windows NT, Windows 2000, or Windows XP.

<27> Section 2.4.2.4: A new local group is created for Windows Server 2003 operating system with Service Pack 1 (SP1) and later server releases.

<28> Section 2.4.2.4: A built-in group that is created when a domain controller is added to the domain. Not supported by Windows NT, Windows 2000, or Windows XP.

<29> Section 2.4.2.4: A built-in group that is created when a domain controller is added to the domain. Not supported by Windows NT, Windows 2000, Windows XP, or Windows Server 2003.

<30> Section 2.4.2.4: A built-in group that is created when a domain controller is added to the domain. Not supported by Windows NT, Windows 2000, Windows XP, or Windows Server 2003.

<31> Section 2.4.2.4: A built-in group that is created when a domain controller is added to the domain. Not supported by Windows NT, Windows 2000, Windows XP, or Windows Server 2003.

<32> Section 2.4.2.4: The THIS\_ORGANIZATION\_CERTIFICATE SID is not supported in Windows Vista and earlier client releases or Windows Server 2008 and earlier server releases.

<33> Section 2.4.2.4: The LOCAL\_ACCOUNT SID is not supported in Windows 8 and earlier client releases or Windows Server 2012 and earlier server releases.

<34> Section 2.4.2.4: The LOCAL\_ACCOUNT\_AND\_MEMBER\_OF\_ADMINISTRATORS\_GROUP SID is not supported in Windows 8 and earlier client releases or Windows Server 2012 and earlier server releases.

<35> Section 2.4.2.4: Supported in Windows Server 2003 and Windows Server 2008. When the TRUST\_ATTRIBUTE\_CROSS\_ORGANIZATION bit of the Trust Attribute ([MS-ADTS] section 6.1.6.7.9) of the trusted domain object is set:

- If the forest boundary is crossed, Windows domain controllers add this SID.
- If Windows domain controllers receive requests to authenticate to resources in their domain, they check the computer object to ensure that this SID is allowed. In Windows, by default this applies to NTLM (as specified in [MS-NLMP] and [MS-APDS]), to Kerberos (as specified in [MS-KILE] and [MS-APDS]), and to TLS (as specified in [MS-TLSP] and [MS-SFU]).

- <36> Section 2.4.2.4: The ML\_SECURE\_PROCESS SID is not supported in Windows NT, Windows 2000, Windows XP, or Windows Server 2003.
- <37> Section 2.4.2.4: The AUTHENTICATION\_AUTHORITY\_ASSERTED\_IDENTITY SID is not supported in Windows 7 and earlier client releases or Windows Server 2008 R2 and earlier server releases.
- <38> Section 2.4.2.4: Only Kerberos KDCs provide this SID, which is not supported in Windows Server 2008 R2 and earlier server releases.
- <39> Section 2.4.2.4: The SERVICE\_ASSERTED\_IDENTITY SID is not supported in Windows 7 and earlier client releases or Windows Server 2008 R2 and earlier server releases.
- <40> Section 2.4.2.4: Only Kerberos KDCs provide this SID for protocol transition (S4U2Self) based service tickets, which are not supported in Windows Server 2008 R2 and earlier server releases.
- <41> Section 2.4.2.4: Only Kerberos KDCs provide this SID for tickets based on [IETF DRAFT-PK-FRESH]. FRESH\_PUBLIC\_KEY\_IDENTITY is not supported in Windows Server 2012 R2 and earlier server releases.
- <42> Section 2.4.2.4: Only Kerberos KDCs provide this SID when key trust attributes are used for validation. KEY\_TRUST\_IDENTITY is not supported in Windows Server 2012 R2 and earlier server releases.
- <43> Section 2.4.2.4: Only Kerberos KDCs provide this SID when key trust attributes for MFA is true. KEY\_PROPERTY\_MFA is not supported in Windows Server 2012 R2 and earlier server releases.
- <44> Section 2.4.2.4: Only Kerberos KDCs provide this SID when key trust attributes for attestation is true. KEY\_PROPERTY\_ATTESTATION is not supported in Windows Server 2012 R2 and earlier server releases.
- <45> Section 2.4.4.1: Windows NT 4.0 operating system: Not supported.
- <46> Section 2.4.4.1: Windows NT 4.0: Not supported.
- <47> Section 2.4.4.1: Windows NT 4.0: Not supported.
- <48> Section 2.4.4.1: Windows NT 4.0 and Windows 2000: Not supported.
- <49> Section 2.4.4.1: Windows NT 4.0 and Windows 2000: Not supported.
- <50> Section 2.4.4.1: Windows NT 4.0 and Windows 2000: Not supported.
- <51> Section 2.4.4.1: Windows NT 4.0 and Windows 2000: Not supported.
- <52> Section 2.4.4.1: Windows NT 4.0 and Windows 2000: Not supported.
- <53> Section 2.4.4.1: Callback in this context relates to the local-only AuthzAccessCheck function, as described in [MSDN-AuthzAccessCheck].
- <54> Section 2.4.4.1: Windows NT 4.0: Not supported.
- <55> Section 2.4.4.13: This construct is not supported by Windows NT, Windows 2000, Windows XP, or Windows Server 2003.
- <56> Section 2.4.4.17: Conditional ACEs are not supported in Windows Vista and earlier client releases or Windows Server 2008 and earlier server releases.
- <57> Section 2.4.4.17.6: The Device\_Member\_of token is not supported in Windows 7 and earlier client releases or Windows Server 2008 R2 and earlier server releases.
- <58> Section 2.4.4.17.6: The Member\_of\_Any token is not supported in Windows 7 and earlier client releases or Windows Server 2008 R2 and earlier server releases.

<59> Section 2.4.4.17.6: The Device\_Member\_of\_Any token is not supported in Windows 7 and earlier client releases or Windows Server 2008 R2 and earlier server releases.

<60> Section 2.4.4.17.6: The Not\_Member\_of token is not supported in Windows 7 and earlier client releases or Windows Server 2008 R2 and earlier server releases.

<61> Section 2.4.4.17.6: The Not\_Device\_Member\_of token is not supported in Windows 7 and earlier client releases or Windows Server 2008 R2 and earlier server releases.

<62> Section 2.4.4.17.6: The Not\_Member\_of\_Any token is not supported in Windows 7 and earlier client releases or Windows Server 2008 R2 and earlier server releases.

<63> Section 2.4.4.17.6: The Not\_Device\_Member\_of\_Any token is not supported in Windows 7 and earlier client releases or Windows Server 2008 R2 and earlier server releases.

<64> Section 2.4.4.17.6: The @Prefixed form is not supported in Windows 7 and earlier client releases or Windows Server 2008 R2 and earlier server releases.

<65> Section 2.4.4.17.6: Windows implementations do not set this flag by default.

<66> Section 2.4.4.17.6: For Windows 7 and Windows Server 2008 R2, the LHS is an attribute name in simple form and RHS is a single literal value. Evaluates to TRUE if the set of values for the specified LHS includes a value identical to the specified literal; otherwise, FALSE.

<67> Section 2.4.4.17.6: For Windows 7 and Windows Server 2008 R2, the RHS is either a list of literals or a single literal value. Evaluates to TRUE if the LHS is a superset of the value of the specified RHS; otherwise, FALSE.

<68> Section 2.4.4.17.6: The Not\_Contains token is not supported in Windows 7 and earlier client releases or Windows Server 2008 R2 and earlier server releases.

<69> Section 2.4.4.17.6: The Not\_Any\_of token is not supported in Windows 7 and earlier client releases or Windows Server 2008 R2 and earlier server releases.

<70> Section 2.4.4.17.7: The Not\_Exists token is not supported in Windows 7 and earlier client releases or Windows Server 2008 R2 and earlier server releases.

<71> Section 2.4.5: Not supported in Windows NT, Windows 2000, Windows XP, or Windows Server 2003.

<72> Section 2.4.6: Windows typically presents the target fields in this order: Sacl, Dacl, OwnerSid, GroupSid.

<73> Section 2.4.6: Windows sets **Sbz1** to zero for Windows resources.

<74> Section 2.4.6: This field is intended only for use by the POSIX subsystem and is otherwise ignored by the Windows access control components.

<75> Section 2.4.10.1: These values are not supported in Windows 7 and earlier client releases or Windows Server 2008 R2 and earlier server releases.

<76> Section 2.4.10.1: These values are not supported in Windows 7 and earlier client releases or Windows Server 2008 R2 and earlier server releases.

<77> Section 2.4.10.1: This value is ignored by Windows when set on a security descriptor.

<78> Section 2.4.10.2: The **CLAIM\_SECURITY\_ATTRIBUTE\_OCTET\_STRING\_RELATIVE** structure is not supported in Windows Vista and earlier client releases or Windows Server 2008 and earlier server releases.

<79> Section 2.5.1: SDDL was introduced in Windows 2000.

<80> Section 2.5.1.1: GUIDs are not supported on Windows 7 and earlier client releases or Windows Server 2008 R2 and earlier server releases.

<81> Section 2.5.1.1: For the domain built-in ADMINISTRATOR (S-1-5-21-~~<domain>~~-500), Windows passes the actual SID, not the "LA" token. Reporting tools might convert this back to a token when examining the SDDL.

<82> Section 2.5.1.1: Not all conditional ACE types are supported in the SDDL. The conditional ACE types ACCESS\_ALLOWED\_CALLBACK\_ACE and ACCESS\_DENIED\_CALLBACK\_ACE are not supported in Windows Vista and earlier client releases or Windows Server 2008 and earlier server releases. The conditional ACE types ACCESS\_ALLOWED\_CALLBACK\_OBJECT\_ACE and SYSTEM\_AUDIT\_CALLBACK\_ACE are not supported in Windows 7 or Windows Server 2008 R2.

<83> Section 2.5.1.1: The **central-policy-ace** ACE is not supported in Windows 7 and earlier client releases or Windows Server 2008 R2 and earlier server releases.

<84> Section 2.5.1.1: The **capid-value-sid** ACE is not supported in Windows 7 and earlier client releases or Windows Server 2008 R2 and earlier server releases.

<85> Section 2.5.1.1: The **resource-attribute-ace** ACE is not supported in Windows 7 and earlier client releases or Windows Server 2008 R2 and earlier server releases.

<86> Section 2.5.1.1: The **attribute-data** ACE is not supported in Windows 7 and earlier client releases or Windows Server 2008 R2 and earlier server releases.

<87> Section 2.5.1.1: "Member\_of", "Not\_Member\_of", "Member\_of\_Any", "Not\_Member\_of\_Any", "Device\_Member\_of", "Device\_Member\_of\_Any", "Not\_Device\_Member\_of", and "Not\_Device\_Member\_of\_Any" are not supported in Windows Vista and earlier client releases or Windows Server 2008 and earlier server releases. Only "Member\_of" is supported in Windows 7 and Windows Server 2008 R2.

<88> Section 2.5.1.1: The **rel-op2** string is not supported in Windows 7 and earlier client releases or Windows Server 2008 R2 and earlier server releases.

<89> Section 2.5.1.1: Not\_Contains is not supported in Windows 7 and earlier client releases or Windows Server 2008 R2 and earlier server releases.

<90> Section 2.5.1.1: Not\_Any is not supported in Windows 7 and earlier client releases or Windows Server 2008 R2 and earlier server releases.

<91> Section 2.5.1.1: Use of the @ symbol in the simple form is not supported in Windows 7 and earlier client releases or Windows Server 2008 R2 and earlier server releases.

<92> Section 2.5.1.1 ~~<92> Section 2.5.1.1:~~ The **rel-op2** string is not supported in Windows 7 and earlier client releases or Windows Server 2008 R2 and earlier server releases.

<93> Section 2.5.2: For all Windows versions except Windows XP and Windows Server 2003, the policy is that **OwnerIndex** is always the same as **UserIndex**, except for members of the local Administrators group, in which case the **OwnerIndex** is set to the index for the SID representing the Administrators group. For Windows XP and Windows Server 2003, there is a policy that allows the **OwnerIndex** to be the **UserIndex** under all conditions.

<94> Section 2.5.3.1.4: An implementation-specific local recovery policy is a central access policy that allows the implementation itself, and the authorities that manage it, access to the resource being protected in disaster recovery scenarios. The Windows local recovery policy ensures administrators and the system have access to resources while Windows is booted in safe mode.

<95> Section 2.5.3.3: The Windows integrity mechanism extension is not supported in Windows NT, Windows 2000, Windows XP, or Windows Server 2003.

<96> Section 2.5.3.4: Assigning the owner and group fields in the security descriptor uses the following logic:

1. If the security descriptor that is supplied for the object by the caller includes an owner, it is assigned as the owner of the new object. Otherwise, if the `DEFAULT_OWNER_FROM_PARENT` flag (see section 2.5.3.4.1) is set, the new object is assigned the same owner as the parent object. If this flag is not set, the default owner specified by the token (see section 2.5.3.4.1) is assigned.
2. If the security descriptor that is supplied for the object by the caller includes a group, it is assigned as the group of the new object. Otherwise, if the `DEFAULT_GROUP_FROM_PARENT` flag (see section 2.5.3.4.1) is set, the new object is assigned the same primary group as the parent object. If this flag is not set, the default group specified by the token (see section 2.5.3.4.1) is assigned.

## 7 Change Tracking

This section identifies changes that were made to this document since the last release. Changes are classified as Major, Minor, or None.

The revision class **Major** means that the technical content in the document was significantly revised. Major changes affect protocol interoperability or implementation. Examples of major changes are:

- A document revision that incorporates changes to interoperability requirements.
- A document revision that captures changes to protocol functionality.

The revision class **Minor** means that the meaning of the technical content was clarified. Minor changes do not affect protocol interoperability or implementation. Examples of minor changes are updates to clarify ambiguity at the sentence, paragraph, or table level.

The revision class **None** means that no new technical changes were introduced. Minor editorial and formatting changes may have been made, but the relevant technical content is identical to the last released version.

The changes made to this document are listed in the following table. For more information, please contact [dochelp@microsoft.com](mailto:dochelp@microsoft.com).

Section	Description	Revision class
2.4.4.17.3 Conditional ACE Applicability	Added result processing for ACCESS_ALLOWED_CALLBACK_OBJECT_ACE and ACCESS_DENIED_CALLBACK_OBJECT_ACE if the result of the evaluation of the conditional expression is UNKNOWN.	Major

## 8 Index

### A

ACCESS\_ALLOWED\_ACE packet 57  
ACCESS\_ALLOWED\_CALLBACK\_ACE packet 61  
ACCESS\_ALLOWED\_CALLBACK\_OBJECT\_ACE packet 62  
ACCESS\_ALLOWED\_OBJECT\_ACE packet 57  
ACCESS\_CONTROL\_ASSISTANCE\_OPS 42  
ACCESS\_DENIED\_ACE packet 59  
ACCESS\_DENIED\_CALLBACK\_ACE packet 62  
ACCESS\_DENIED\_CALLBACK\_OBJECT\_ACE packet 64  
ACCESS\_DENIED\_OBJECT\_ACE packet 59  
ACCOUNT\_OPERATORS 42  
ACE\_HEADER packet 54  
ACE\_HEADER structure 56  
ACL packet 82  
ACL structure 84  
ADMINISTRATOR 42  
ALIAS\_PREW2KCOMPACC 42  
ALL\_APP\_PACKAGES 42  
ANONYMOUS 42  
Applicability 13  
AUTHENTICATED\_USERS 42  
AUTHENTICATION\_AUTHORITY\_ASSERTED\_IDENTITY 42

### B

BACKUP\_OPERATORS 42  
BATCH 42  
BUILTIN\_ADMINISTRATORS 42  
BUILTIN\_GUESTS 42  
BUILTIN\_USERS 42

### C

Capability negotiation 13  
CERT\_PUBLISHERS 42  
CERTIFICATE\_SERVICE\_DCOM\_ACCESS 42  
Change tracking 151  
CLAIM\_SECURITY\_ATTRIBUTE\_OCTET\_STRING\_RELATIVE structure 91  
CLAIM\_SECURITY\_ATTRIBUTE\_RELATIVE\_V1 structure 90  
CLAIMS\_VALID 42  
CLONEABLE\_CONTROLLERS 42  
Common base types 14  
Common data structures 28  
Common data types 16  
COMPOUNDED\_AUTHENTICATION 42  
CONSOLE\_LOGON 42  
Constructed security types 39  
CREATOR\_GROUP 42  
CREATOR\_OWNER 42  
CRYPTOGRAPHIC\_OPERATORS 42

### D

Data types 14  
    common base types 14  
    common data structures 28  
    common data types 16  
    constructed security types 39  
    security types - additional information 92  
DIALUP 42



DIGEST\_AUTHENTICATION 42  
DISTRIBUTED\_COM\_USERS 42  
DOMAIN\_ADMINS 42  
DOMAIN\_COMPUTERS 42  
DOMAIN\_DOMAIN\_CONTROLLERS 42  
DOMAIN\_GUESTS 42  
DOMAIN\_USERS 42

## **E**

ENTERPRISE\_ADMINS 42  
ENTERPRISE\_DOMAIN\_CONTROLLERS 42  
ENTERPRISE\_READONLY\_DOMAIN\_CONTROLLERS 42  
EVENT\_DESCRIPTOR structure 29  
EVENT\_HEADER structure 29  
EVENT\_LOG\_READERS 42  
EVERYONE 42  
Examples - structure 137

## **F**

Fields - vendor-extensible 13  
FILETIME structure 31

## **G**

Glossary 8  
GROUP\_POLICY\_CREATOR\_OWNERS 42  
GROUP\_SERVER 42  
GUEST 42  
GUID packet 32  
GUID structure 31

## **H**

HYPER\_V\_ADMINS 42

## **I**

IIS\_IUSRS 42  
Implementer - security considerations 138  
INCOMING\_FOREST\_TRUST\_BUILDERS 42  
Informative references 12  
INTERACTIVE 42  
Introduction 8  
IUSR 42

## **L**

LARGE\_INTEGER structure 33  
LOCAL 42  
LOCAL\_ACCOUNT 42  
LOCAL\_ACCOUNT\_AND\_MEMBER\_OF\_ADMINISTRATORS\_GROUP 42  
LOCAL\_SERVICE 42  
LOCAL\_SYSTEM 42  
Localization 13  
LOGON\_ID 42  
LPFILETIME 31  
LPSERVER\_INFO\_100 35  
LPSERVER\_INFO\_101 35  
LUID structure 33

## **M**

MANDATORY\_INFORMATION structure 89  
ML\_HIGH 42  
ML\_LOW 42  
ML\_MEDIUM 42  
ML\_MEDIUM\_PLUS 42  
ML\_PROTECTED\_PROCESS 42  
ML\_SYSTEM 42  
ML\_UNTRUSTED 42  
MULTI\_SZ structure 33

## N

NETWORK 42  
NETWORK\_CONFIGURATION\_OPS 42  
NETWORK\_SERVICE 42  
Normative references 11  
NT\_AUTHORITY 42  
NT\_SERVICE 42  
NTLM\_AUTHENTICATION 42  
NULL 42

## O

OBJECT\_TYPE\_LIST structure 34  
OTHER\_ORGANIZATION 42  
Overview (synopsis) 12  
OWNER\_RIGHTS 42  
OWNER\_SERVER 42

## P

PACE\_HEADER 56  
PACL 84  
PCEVENT\_DESCRIPTOR 29  
PCLAIM\_SECURITY\_ATTRIBUTE\_OCTET\_STRING\_RELATIVE 91  
PCLAIM\_SECURITY\_ATTRIBUTE\_RELATIVE\_V1 90  
PERFLOG\_USERS 42  
PERFMON\_USERS 42  
PEVENT\_DESCRIPTOR 29  
PEVENT\_HEADER 29  
PFILETIME 31  
PGUID 31  
PLARGE\_INTEGER 33  
PLUID 33  
PMANDATORY\_INFORMATION 89  
POBJECT\_TYPE\_LIST 34  
POWER\_USERS 42  
PRINCIPAL\_SELF 42  
PRINTER\_OPERATORS 42  
Product behavior 144  
PROTECTED\_USERS 42  
PROXY 42  
PRPC\_SID 41  
PRPC\_UNICODE\_STRING 34  
PSECURITY\_DESCRIPTOR 87  
PSERVER\_INFO\_100 35  
PSERVER\_INFO\_101 35  
PSID 41  
PSYSTEM\_MANDATORY\_LABEL\_ACE 69  
PSYSTEMTIME 38  
PTOKEN\_MANDATORY\_POLICY 89  
PUINT128 38  
PULARGE\_INTEGER 38

## R

- RAS\_SERVERS 42
- RDS\_ENDPOINT\_SERVERS 42
- RDS\_MANAGEMENT\_SERVERS 42
- RDS\_REMOTE\_ACCESS\_SERVERS 42
- READONLY\_DOMAIN\_CONTROLLERS 42
- References
  - informative 12
  - normative 11
- Relationship to other protocols 13
- Relationship to protocols and other structures 13
- REMOTE\_DESKTOP 42
- REMOTE\_INTERACTIVE\_LOGON 42
- REMOTE\_MANAGEMENT\_USERS 42
- REPLICATOR 42
- RESTRICTED\_CODE 42
- RPC\_SID structure 41
- RPC\_SID\_IDENTIFIER\_AUTHORITY structure 40
- RPC\_UNICODE\_STRING structure 34

## S

- SCHANNEL\_AUTHENTICATION 42
- SCHEMA\_ADMINISTRATORS 42
- Security - implementer considerations 138
- Security considerations 138
- Security types - data types 92
- SECURITY\_DESCRIPTOR packet 84
- SECURITY\_DESCRIPTOR structure 87
- SERVER\_INFO\_100 structure 35
- SERVER\_INFO\_101 structure 35
- SERVER\_OPERATORS 42
- SERVICE 42
- SERVICE\_ASSERTED\_IDENTITY 42
- SID packet 41
- SID\_IDENTIFIER\_AUTHORITY packet 39
- Structure examples 137
- SYSTEM\_AUDIT\_ACE packet 65
- SYSTEM\_AUDIT\_CALLBACK\_ACE packet 68
- SYSTEM\_AUDIT\_CALLBACK\_OBJECT\_ACE packet (section 2.4.4.11 66, section 2.4.4.14 70)
- SYSTEM\_MANDATORY\_LABEL\_ACE packet 68
- SYSTEM\_MANDATORY\_LABEL\_ACE structure 69
- SYSTEM\_RESOURCE\_ATTRIBUTE\_ACE packet 71
- SYSTEM\_SCOPED\_POLICY\_ID\_ACE packet 72
- SYSTEMTIME structure 38

## T

- TERMINAL\_SERVER\_LICENSE\_SERVERS 42
- TERMINAL\_SERVER\_USER 42
- THIS\_ORGANIZATION 42
- THIS\_ORGANIZATION\_CERTIFICATE 42
- TOKEN\_MANDATORY\_POLICY structure 89
- Tracking changes 151

## U

- UINT128 structure 38
- ULARGE\_INTEGER structure 38
- USER\_MODE\_DRIVERS 42
- UUID 31

## V

- Vendor-extensible fields 13

Versioning 13

**W**

WINDOWS\_AUTHORIZATION\_ACCESS\_GROUP 42  
WRITE\_RESTRICTED\_CODE 42