

[MS-DTCO]:

MSDTC Connection Manager: OleTx Transaction Protocol

Intellectual Property Rights Notice for Open Specifications Documentation

- **Technical Documentation.** Microsoft publishes Open Specifications documentation (“this documentation”) for protocols, file formats, data portability, computer languages, and standards support. Additionally, overview documents cover inter-protocol relationships and interactions.
- **Copyrights.** This documentation is covered by Microsoft copyrights. Regardless of any other terms that are contained in the terms of use for the Microsoft website that hosts this documentation, you can make copies of it in order to develop implementations of the technologies that are described in this documentation and can distribute portions of it in your implementations that use these technologies or in your documentation as necessary to properly document the implementation. You can also distribute in your implementation, with or without modification, any schemas, IDLs, or code samples that are included in the documentation. This permission also applies to any documents that are referenced in the Open Specifications documentation.
- **No Trade Secrets.** Microsoft does not claim any trade secret rights in this documentation.
- **Patents.** Microsoft has patents that might cover your implementations of the technologies described in the Open Specifications documentation. Neither this notice nor Microsoft's delivery of this documentation grants any licenses under those patents or any other Microsoft patents. However, a given Open Specifications document might be covered by the Microsoft [Open Specifications Promise](#) or the [Microsoft Community Promise](#). If you would prefer a written license, or if the technologies described in this documentation are not covered by the Open Specifications Promise or Community Promise, as applicable, patent licenses are available by contacting iplg@microsoft.com.
- **License Programs.** To see all of the protocols in scope under a specific license program and the associated patents, visit the [Patent Map](#).
- **Trademarks.** The names of companies and products contained in this documentation might be covered by trademarks or similar intellectual property rights. This notice does not grant any licenses under those rights. For a list of Microsoft trademarks, visit www.microsoft.com/trademarks.
- **Fictitious Names.** The example companies, organizations, products, domain names, email addresses, logos, people, places, and events that are depicted in this documentation are fictitious. No association with any real company, organization, product, domain name, email address, logo, person, place, or event is intended or should be inferred.

Reservation of Rights. All other rights are reserved, and this notice does not grant any rights other than as specifically described above, whether by implication, estoppel, or otherwise.

Tools. The Open Specifications documentation does not require the use of Microsoft programming tools or programming environments in order for you to develop an implementation. If you have access to Microsoft programming tools and environments, you are free to take advantage of them. Certain Open Specifications documents are intended for use in conjunction with publicly available standards specifications and network programming art and, as such, assume that the reader either is familiar with the aforementioned material or has immediate access to it.

Support. For questions and support, please contact dochelp@microsoft.com.

Revision Summary

Date	Revision History	Revision Class	Comments
4/3/2007	0.01	New	Version 0.01 release
7/3/2007	1.0	Major	MLonghorn+90
7/20/2007	1.1	Minor	Minor work due to other OleTx protocols shipping.
8/10/2007	1.1.1	Editorial	Changed language and formatting in the technical content.
9/28/2007	1.2	Minor	Clarified the meaning of the technical content.
10/23/2007	2.0	Major	Updated and revised the technical content.
11/30/2007	2.1	Minor	Clarified the meaning of the technical content.
1/25/2008	2.1.1	Editorial	Changed language and formatting in the technical content.
3/14/2008	2.1.2	Editorial	Changed language and formatting in the technical content.
5/16/2008	2.1.3	Editorial	Changed language and formatting in the technical content.
6/20/2008	3.0	Major	Updated and revised the technical content.
7/25/2008	3.1	Minor	Clarified the meaning of the technical content.
8/29/2008	4.0	Major	Updated and revised the technical content.
10/24/2008	4.1	Minor	Clarified the meaning of the technical content.
12/5/2008	5.0	Major	Updated and revised the technical content.
1/16/2009	6.0	Major	Updated and revised the technical content.
2/27/2009	6.1	Minor	Clarified the meaning of the technical content.
4/10/2009	7.0	Major	Updated and revised the technical content.
5/22/2009	8.0	Major	Updated and revised the technical content.
7/2/2009	9.0	Major	Updated and revised the technical content.
8/14/2009	10.0	Major	Updated and revised the technical content.
9/25/2009	11.0	Major	Updated and revised the technical content.
11/6/2009	12.0	Major	Updated and revised the technical content.
12/18/2009	13.0	Major	Updated and revised the technical content.
1/29/2010	14.0	Major	Updated and revised the technical content.
3/12/2010	15.0	Major	Updated and revised the technical content.
4/23/2010	15.1	Minor	Clarified the meaning of the technical content.
6/4/2010	16.0	Major	Updated and revised the technical content.
7/16/2010	17.0	Major	Updated and revised the technical content.
8/27/2010	18.0	Major	Updated and revised the technical content.

Date	Revision History	Revision Class	Comments
10/8/2010	18.0	None	No changes to the meaning, language, or formatting of the technical content.
11/19/2010	19.0	Major	Updated and revised the technical content.
1/7/2011	20.0	Major	Updated and revised the technical content.
2/11/2011	21.0	Major	Updated and revised the technical content.
3/25/2011	22.0	Major	Updated and revised the technical content.
5/6/2011	22.0	None	No changes to the meaning, language, or formatting of the technical content.
6/17/2011	22.1	Minor	Clarified the meaning of the technical content.
9/23/2011	22.1	None	No changes to the meaning, language, or formatting of the technical content.
12/16/2011	23.0	Major	Updated and revised the technical content.
3/30/2012	23.0	None	No changes to the meaning, language, or formatting of the technical content.
7/12/2012	23.1	Minor	Clarified the meaning of the technical content.
10/25/2012	23.1	None	No changes to the meaning, language, or formatting of the technical content.
1/31/2013	23.1	None	No changes to the meaning, language, or formatting of the technical content.
8/8/2013	23.2	Minor	Clarified the meaning of the technical content.
11/14/2013	23.2	None	No changes to the meaning, language, or formatting of the technical content.
2/13/2014	23.2	None	No changes to the meaning, language, or formatting of the technical content.
5/15/2014	23.2	None	No changes to the meaning, language, or formatting of the technical content.
6/30/2015	24.0	Major	Significantly changed the technical content.
10/16/2015	24.0	None	No changes to the meaning, language, or formatting of the technical content.
7/14/2016	24.0	None	No changes to the meaning, language, or formatting of the technical content.
6/1/2017	24.0	None	No changes to the meaning, language, or formatting of the technical content.

Table of Contents

1	Introduction	26
1.1	Glossary	27
1.2	References	31
1.2.1	Normative References	32
1.2.2	Informative References	33
1.3	Overview	33
1.3.1	Transaction Lifetime.....	33
1.3.1.1	Phase Zero.....	34
1.3.1.2	Phase One.....	35
1.3.1.3	Phase Two	37
1.3.2	Additional Considerations.....	38
1.3.2.1	Unilateral Abort	39
1.3.2.2	Single-Phase Commit	39
1.3.3	Transaction Roles	40
1.3.3.1	Application Role	41
1.3.3.2	Resource Manager Role.....	42
1.3.3.3	Transaction Manager Role	42
1.3.3.3.1	Core Transaction Manager Facet.....	44
1.3.3.3.2	Transaction Manager Communication with an Application Facet.....	44
1.3.3.3.3	Transaction Manager Communication with a Resource Manager Facet	45
1.3.3.3.4	Superior Transaction Manager Facet	45
1.3.3.3.5	Subordinate Transaction Manager Facet	45
1.3.4	Transaction Recovery	45
1.3.4.1	Relationship Between Recovery and Durability.....	46
1.3.4.2	Resource Manager Recovery.....	46
1.3.4.3	Transaction Manager Recovery	47
1.3.5	Transaction Propagation	47
1.3.5.1	Pull Propagation.....	48
1.3.5.2	Push Propagation	49
1.4	Relationship to Other Protocols	50
1.5	Prerequisites/Preconditions	51
1.6	Applicability Statement	51
1.7	Versioning and Capability Negotiation	52
1.7.1	Versioning Mechanisms	52
1.7.2	Versioning Negotiation Mechanisms	52
1.7.3	Capability Negotiation Mechanisms	53
1.8	Vendor-Extensible Fields	53
1.9	Standards Assignments.....	54
2	Messages.....	55
2.1	Transport.....	55
2.1.1	Messages, Connections, and Sessions	55
2.1.2	MS-CMP and MS-CMPO Initialization.....	55
2.1.2.1	Computing a Security Level.....	56
2.1.2.2	Computing Protocol Version Values	56
2.1.2.3	Computing a Name Object	56
2.2	Message Syntax.....	56
2.2.1	Protocol Versioning	56
2.2.1.1	Protocol Version Numbers as a Versioning Mechanism	56
2.2.1.1.1	Version-Specific Aspects of Connection Types Relevant to an Application	57
2.2.1.1.2	Version-Specific Aspects of Connection Types Relevant to a Transaction Manager.....	59
2.2.1.1.3	Version-Specific Aspects of Connection Types Relevant to a Resource Manager.....	59
2.2.2	Structures with Fields Containing Version Numbers as Versioning Mechanism.....	59

2.2.3	Structures with a Format-Specifying Field as Versioning Mechanism.....	60
2.2.4	Common Structures	60
2.2.4.1	MESSAGE_PACKET	60
2.2.4.2	OLETX_TM_ADDR	61
2.2.4.3	OLETX_VARLEN_STRING.....	61
2.2.5	Transaction Propagation Structures.....	62
2.2.5.1	Associate_Msg_Version2	62
2.2.5.2	Associate_Msg_Version3	62
2.2.5.3	NAMEOBJECTBLOB	63
2.2.5.4	Propagation_Token	64
2.2.5.5	SDtcCmEndpointInfoV1.....	65
2.2.5.6	SDtcCmEndpointInfoV2.....	66
2.2.5.7	SOleTxInfoForTip	66
2.2.5.8	SExtendedEndpointInfo.....	67
2.2.5.9	STmToTmProtocol	67
2.2.5.10	STxInfo	68
2.2.5.11	SWhereabouts	69
2.2.6	Transaction Enumerations.....	70
2.2.6.1	Connection Types.....	70
2.2.6.2	TM_Protocol	72
2.2.6.3	TXUSER_ENLISTMENT_PREPAREREQDONE_RESPONSE	72
2.2.6.4	PARTNERTM_PROPAGATE_PREPAREREQDONE_RESPONSE	73
2.2.6.5	TXUSER_VOTER_VOTERREQDONE_RESPONSE.....	73
2.2.6.6	TRUN_TXBEGIN_ERRORS	74
2.2.6.7	TRUN_TXIMPORT_ERRORS.....	74
2.2.6.8	OLETX_ISOLATION_FLAGS.....	75
2.2.6.9	OLETX_ISOLATION_LEVEL	76
2.2.7	Transaction Constants	76
2.2.7.1	GRFRM	76
2.2.7.2	DTCADVCONFIG	77
2.2.7.3	DTCADVCONFIG_OPTIONS.....	77
2.2.8	Connection Types Relevant to Applications.....	79
2.2.8.1	Transaction Initiation and Completion.....	79
2.2.8.1.1	CONNTYPE_TXUSER_BEGINNER	79
2.2.8.1.1.1	TXUSER_BEGINNER_MTAG_ABORT	79
2.2.8.1.1.2	TXUSER_BEGINNER_MTAG_BEGIN	79
2.2.8.1.1.3	TXUSER_BEGINNER_MTAG_BEGIN_LOG_FULL.....	80
2.2.8.1.1.4	TXUSER_BEGINNER_MTAG_BEGIN_NO_MEM	81
2.2.8.1.1.5	TXUSER_BEGINNER_MTAG_BEGUN	81
2.2.8.1.1.6	TXUSER_BEGINNER_MTAG_COMMIT	81
2.2.8.1.1.7	TXUSER_BEGINNER_MTAG_COMMIT_INDOUBT	82
2.2.8.1.1.8	TXUSER_BEGINNER_MTAG_COMMIT_TOO_LATE	82
2.2.8.1.1.9	TXUSER_BEGINNER_MTAG_REQUEST_COMPLETED.....	83
2.2.8.1.2	CONNTYPE_TXUSER_BEGIN2	83
2.2.8.1.2.1	TXUSER_BEGIN2_MTAG_ABORT	83
2.2.8.1.2.2	TXUSER_BEGIN2_MTAG_BEGIN.....	84
2.2.8.1.2.3	TXUSER_BEGIN2_MTAG_COMMIT	84
2.2.8.1.2.4	TXUSER_BEGIN2_MTAG_SINK_BEGUN	85
2.2.8.1.2.5	TXUSER_BEGIN2_MTAG_SINK_ERROR	85
2.2.8.1.2.6	TXUSER_SETTXTIMEOUT_MTAG_REQUEST_COMPLETE.....	86
2.2.8.1.2.7	TXUSER_SETTXTIMEOUT_MTAG_SETTXTIMEOUT	86
2.2.8.1.2.8	TXUSER_SETTXTIMEOUT_MTAG_TOO_LATE	87
2.2.8.1.3	CONNTYPE_TXUSER_PROMOTE	87
2.2.8.1.3.1	TXUSER_BEGINNER_MTAG_PROMOTE	88
2.2.8.2	Transaction Propagation	89
2.2.8.2.1	Pull Propagation	89
2.2.8.2.1.1	CONNTYPE_TXUSER_ASSOCIATE	89
2.2.8.2.1.1.1	TXUSER_ASSOCIATE_MTAG_ASSOCIATE	89

2.2.8.2.1.1.2	TXUSER_ASSOCIATE_MTAG_ASSOCIATED	90
2.2.8.2.1.1.3	TXUSER_ASSOCIATE_MTAG_COMM_FAILED	90
2.2.8.2.1.1.4	TXUSER_ASSOCIATE_MTAG_CREATE_BAD_TMADDR	91
2.2.8.2.1.1.5	TXUSER_ASSOCIATE_MTAG_LOG_FULL_LOCAL	91
2.2.8.2.1.1.6	TXUSER_ASSOCIATE_MTAG_LOG_FULL_REMOTE	91
2.2.8.2.1.1.7	TXUSER_ASSOCIATE_MTAG_NO_MEM_LOCAL	92
2.2.8.2.1.1.8	TXUSER_ASSOCIATE_MTAG_NO_MEM_REMOTE	92
2.2.8.2.1.1.9	TXUSER_ASSOCIATE_MTAG_TOO_LATE	93
2.2.8.2.1.1.10	TXUSER_ASSOCIATE_MTAG_TOO_MANY_LOCAL	93
2.2.8.2.1.1.11	TXUSER_ASSOCIATE_MTAG_TOO_MANY_REMOTE	93
2.2.8.2.1.1.12	TXUSER_ASSOCIATE_MTAG_TX_NOT_FOUND.....	94
2.2.8.2.2	Push Propagation	94
2.2.8.2.2.1	CONNTYPE_TXUSER_EXTENDEDWHEREABOUTS	94
2.2.8.2.2.1.1	TXUSER_EXTENDEDWHEREABOUTS_MTAG_GET	94
2.2.8.2.2.1.2	TXUSER_EXTENDEDWHEREABOUTS_MTAG_GOT	95
2.2.8.2.2.1.3	TXUSER_EXTENDEDWHEREABOUTS_MTAG_NOMEM	95
2.2.8.2.2.2	CONNTYPE_TXUSER_EXPORT	96
2.2.8.2.2.2.1	TXUSER_EXPORT_MTAG_CREATE	96
2.2.8.2.2.2.2	TXUSER_EXPORT_MTAG_CREATE2	97
2.2.8.2.2.2.3	TXUSER_EXPORT_MTAG_CREATE_BAD_TMADDR	97
2.2.8.2.2.2.4	TXUSER_EXPORT_MTAG_CREATE_NET_TX_DISABLED	97
2.2.8.2.2.2.5	TXUSER_EXPORT_MTAG_CREATED	98
2.2.8.2.2.2.6	TXUSER_EXPORT_MTAG_EXPORT	98
2.2.8.2.2.2.7	TXUSER_EXPORT_MTAG_EXPORT_LOG_FULL.....	99
2.2.8.2.2.2.8	TXUSER_EXPORT_MTAG_EXPORT_NO_MEM.....	99
2.2.8.2.2.2.9	TXUSER_EXPORT_MTAG_EXPORT_TOO_LATE	99
2.2.8.2.2.2.10	TXUSER_EXPORT_MTAG_EXPORT_TOO_MANY	100
2.2.8.2.2.2.11	TXUSER_EXPORT_MTAG_EXPORT_TX_NOT_FOUND	100
2.2.8.2.2.2.12	TXUSER_EXPORT_MTAG_EXPORTED	101
2.2.8.2.2.3	CONNTYPE_TXUSER_EXPORT2	101
2.2.8.2.2.3.1	TXUSER_EXPORT_MTAG_EXPORT_COMM_FAILED	102
2.2.8.2.2.4	CONNTYPE_TXUSER_IMPORT	102
2.2.8.2.2.4.1	TXUSER_IMPORT_MTAG_ABORT	102
2.2.8.2.2.4.2	TXUSER_IMPORT_MTAG_ABORT_TOO_LATE	103
2.2.8.2.2.4.3	TXUSER_IMPORT_MTAG_IMPORT	103
2.2.8.2.2.4.4	TXUSER_IMPORT_MTAG_IMPORT_TX_NOT_FOUND	103
2.2.8.2.2.4.5	TXUSER_IMPORT_MTAG_IMPORTED	104
2.2.8.2.2.4.6	TXUSER_IMPORT_MTAG_REQUEST_COMPLETED	104
2.2.8.2.2.5	CONNTYPE_TXUSER_IMPORT2.....	105
2.2.8.2.2.5.1	TXUSER_IMPORT2_MTAG_ABORT.....	105
2.2.8.2.2.5.2	TXUSER_IMPORT2_MTAG_IMPORT	105
2.2.8.2.2.5.3	TXUSER_IMPORT2_MTAG_IMPORT_WITH_SET.....	106
2.2.8.2.2.5.4	TXUSER_IMPORT2_MTAG_SINK_ERROR.....	107
2.2.8.2.2.5.5	TXUSER_IMPORT2_MTAG_SINK_IMPORTED.....	107
2.2.8.3	Transaction Administration	108
2.2.8.3.1	CONNTYPE_TXUSER_GETTXDETAILS	108
2.2.8.3.1.1	TXUSER_GETTXDETAILS_MTAG_GET.....	108
2.2.8.3.1.2	TXUSER_GETTXDETAILS_MTAG_GOTIT	108
2.2.8.3.1.3	TXUSER_GETTXDETAILS_MTAG_TX_NOT_FOUND	110
2.2.8.3.2	CONNTYPE_TXUSER_RESOLVE	110
2.2.8.3.2.1	TXUSER_RESOLVE_MTAG_ACCESSDENIED	110
2.2.8.3.2.2	TXUSER_RESOLVE_MTAG_CHILD_ABORT	110
2.2.8.3.2.3	TXUSER_RESOLVE_MTAG_CHILD_COMMIT	111
2.2.8.3.2.4	TXUSER_RESOLVE_MTAG_CHILD_NOT_PREPARED	111
2.2.8.3.2.5	TXUSER_RESOLVE_MTAG_FORGET_COMMITTED	112
2.2.8.3.2.6	TXUSER_RESOLVE_MTAG_FORGET_TX_NOT_COMMITTED	112
2.2.8.3.2.7	TXUSER_RESOLVE_MTAG_REQUEST_COMPLETE.....	113
2.2.8.3.2.8	TXUSER_RESOLVE_MTAG_NOT_CHILD	113

2.2.8.3.2.9	TXUSER_RESOLVE_MTAG_TX_NOT_FOUND	113
2.2.8.3.3	CONNTYPE_TXUSER_SETTXTIMEOUT	114
2.2.8.3.3.1	TXUSER_SETTXTIMEOUT_MTAG_TX_NOT_FOUND	114
2.2.8.3.4	CONNTYPE_TXUSER_SETTXTIMEOUT2	114
2.2.8.3.5	CONNTYPE_TXUSER_TRACE.....	115
2.2.8.3.5.1	TXUSER_TRACE_MTAG_DUMP_TRANSACTION.....	115
2.2.8.3.5.2	TXUSER_TRACE_MTAG_REQUEST_COMPLETE	115
2.2.8.3.5.3	TXUSER_TRACE_MTAG_REQUEST_FAILED	116
2.2.8.3.5.4	TXUSER_TRACE_MTAG_TX_NOT_FOUND	116
2.2.8.4	Transaction Manager Administration.....	116
2.2.8.4.1	CONNTYPE_TXUSER_GETSECURITYFLAGS	116
2.2.8.4.1.1	TXUSER_GETSECURITYFLAGS_MTAG_FETCHED.....	117
2.2.8.4.1.2	TXUSER_GETSECURITYFLAGS_MTAG_GETSECURITYFLAGS.....	117
2.2.9	Connection Types Relevant to Transaction Managers.....	118
2.2.9.1	Transaction Propagation and Coordination.....	118
2.2.9.1.1	Push Propagation	118
2.2.9.1.1.1	CONNTYPE_PARTNERTM_PROPAGATE.....	118
2.2.9.1.1.1.1	PARTNERTM_PROPAGATE_MTAG_PROPAGATE.....	118
2.2.9.1.1.1.2	PARTNERTM_PROPAGATE_MTAG_PROPAGATED	119
2.2.9.1.1.1.3	PARTNERTM_PROPAGATE_MTAG_DUPLICATE.....	119
2.2.9.1.1.1.4	PARTNERTM_PROPAGATE_MTAG_NO_MEM	119
2.2.9.1.1.1.5	PARTNERTM_PROPAGATE_MTAG_LOG_FULL	120
2.2.9.1.1.1.6	PARTNERTM_PROPAGATE_MTAG_PREPAREREQ	120
2.2.9.1.1.1.7	PARTNERTM_PROPAGATE_MTAG_PREPAREREQDONE.....	121
2.2.9.1.1.1.8	PARTNERTM_PROPAGATE_MTAG_PROTOCOL_ERROR.....	121
2.2.9.1.1.1.9	PARTNERTM_PROPAGATE_MTAG_COMMITREQ	122
2.2.9.1.1.1.10	PARTNERTM_PROPAGATE_MTAG_COMMITREQDONE.....	122
2.2.9.1.1.1.11	PARTNERTM_PROPAGATE_MTAG_ABORTREQ	122
2.2.9.1.1.1.12	PARTNERTM_PROPAGATE_MTAG_ABORTREQDONE.....	123
2.2.9.1.1.1.13	PARTNERTM_PROPAGATE_MTAG_ABORTNOTIFY	123
2.2.9.1.1.1.14	PARTNERTM_PROPAGATE_MTAG_PHASE0REGISTER	124
2.2.9.1.1.1.15	PARTNERTM_PROPAGATE_MTAG_PHASE0REGISTERED	124
2.2.9.1.1.1.16	PARTNERTM_PROPAGATE_MTAG_PHASE0REGISTRATIONREJECTED 124	
2.2.9.1.1.1.17	PARTNERTM_PROPAGATE_MTAG_PHASE0	125
2.2.9.1.1.1.18	PARTNERTM_PROPAGATE_MTAG_PHASE0COMPLETE	125
2.2.9.1.2	Pull Propagation	125
2.2.9.1.2.1	CONNTYPE_PARTNERTM_BRANCH.....	125
2.2.9.1.2.1.1	PARTNERTM_BRANCH_MTAG_BRANCH_LOG_FULL	126
2.2.9.1.2.1.2	PARTNERTM_BRANCH_MTAG_BRANCH_NO_MEM	126
2.2.9.1.2.1.3	PARTNERTM_BRANCH_MTAG_BRANCH_TOO_LATE	126
2.2.9.1.2.1.4	PARTNERTM_BRANCH_MTAG_BRANCH_TOO_MANY	127
2.2.9.1.2.1.5	PARTNERTM_BRANCH_MTAG_BRANCH_TX_NOT_FOUND.....	127
2.2.9.1.2.1.6	PARTNERTM_BRANCH_MTAG_BRANCHED.....	128
2.2.9.1.2.1.7	PARTNERTM_BRANCH_MTAG_BRANCHING	128
2.2.9.2	Transaction Recovery	128
2.2.9.2.1	Subordinate-Driven	128
2.2.9.2.1.1	CONNTYPE_PARTNERTM_CHECKABORT	129
2.2.9.2.1.1.1	PARTNERTM_CHECKABORT_MTAG_CHECK	129
2.2.9.2.1.1.2	PARTNERTM_CHECKABORT_MTAG_ABORTED	129
2.2.9.2.1.1.3	PARTNERTM_CHECKABORT_MTAG_RETRY	130
2.2.9.2.2	Superior-Driven	130
2.2.9.2.2.1	CONNTYPE_PARTNERTM_REDELIVERCOMMIT	130
2.2.9.2.2.1.1	PARTNERTM_REDELIVERCOMMIT_MTAG_COMMITREQ	130
2.2.9.2.2.1.2	PARTNERTM_REDELIVERCOMMIT_MTAG_COMMITREQDONE	131
2.2.9.2.2.1.3	PARTNERTM_REDELIVERCOMMIT_MTAG_RETRY	131
2.2.10	Connection Types Relevant to Resource Managers	131
2.2.10.1	Resource Manager Registration.....	131

2.2.10.1.1	CONNTYPE_TXUSER_RESOURCEMANAGER	131
2.2.10.1.1.1	TXUSER_RESOURCEMANAGER_MTAG_CREATE	131
2.2.10.1.1.2	TXUSER_RESOURCEMANAGER_MTAG_DUPLICATE	132
2.2.10.1.1.3	TXUSER_RESOURCEMANAGER_MTAG_REENLISTMENTCOMPLETE ...	133
2.2.10.1.1.4	TXUSER_RESOURCEMANAGER_MTAG_REQUEST_COMPLETE	133
2.2.10.1.2	CONNTYPE_TXUSER_RESOURCEMANAGERINTERNAL	133
2.2.10.1.2.1	TXUSER_RESOURCEMANAGERINTERNAL_MTAG_DUPLICATEDETECTED	134
2.2.10.2	Transaction Coordination	134
2.2.10.2.1	CONNTYPE_TXUSER_PHASE0	134
2.2.10.2.1.1	TXUSER_PHASE0_MTAG_CREATE	134
2.2.10.2.1.2	TXUSER_PHASE0_MTAG_CREATE_TOO_LATE	135
2.2.10.2.1.3	TXUSER_PHASE0_MTAG_CREATE_TX_NOT_FOUND	135
2.2.10.2.1.4	TXUSER_PHASE0_MTAG_CREATED	136
2.2.10.2.1.5	TXUSER_PHASE0_MTAG_PHASE0REQ	136
2.2.10.2.1.6	TXUSER_PHASE0_MTAG_PHASE0REQ_ABORT	137
2.2.10.2.1.7	TXUSER_PHASE0_MTAG_PHASE0REQDONE	137
2.2.10.2.1.8	TXUSER_PHASE0_MTAG_UNENLIST	137
2.2.10.2.2	CONNTYPE_TXUSER_ENLISTMENT	138
2.2.10.2.2.1	TXUSER_ENLISTMENT_MTAG_ABORTREQ	138
2.2.10.2.2.2	TXUSER_ENLISTMENT_MTAG_ABORTREQDONE	138
2.2.10.2.2.3	TXUSER_ENLISTMENT_MTAG_COMMITREQ	138
2.2.10.2.2.4	TXUSER_ENLISTMENT_MTAG_COMMITREQDONE	139
2.2.10.2.2.5	TXUSER_ENLISTMENT_MTAG_ENLIST	139
2.2.10.2.2.6	TXUSER_ENLISTMENT_MTAG_ENLIST_LOG_FULL	140
2.2.10.2.2.7	TXUSER_ENLISTMENT_MTAG_ENLIST_TOO_LATE	140
2.2.10.2.2.8	TXUSER_ENLISTMENT_MTAG_ENLIST_TOO_MANY	141
2.2.10.2.2.9	TXUSER_ENLISTMENT_MTAG_ENLIST_TX_NOT_FOUND	141
2.2.10.2.2.10	TXUSER_ENLISTMENT_MTAG_ENLISTED	142
2.2.10.2.2.11	TXUSER_ENLISTMENT_MTAG_PREPAREREQ	142
2.2.10.2.2.12	TXUSER_ENLISTMENT_MTAG_PREPAREREQDONE	143
2.2.10.3	Transaction Recovery	143
2.2.10.3.1	CONNTYPE_TXUSER_REENLIST	143
2.2.10.3.1.1	TXUSER_REENLIST_MTAG_REENLIST	143
2.2.10.3.1.2	TXUSER_REENLIST_MTAG_REENLIST_ABORTED	144
2.2.10.3.1.3	TXUSER_REENLIST_MTAG_REENLIST_COMMITTED	145
2.2.10.3.1.4	TXUSER_REENLIST_MTAG_REENLIST_TIMEOUT	145
2.2.10.4	Voting	145
2.2.10.4.1	CONNTYPE_TXUSER_VOTER	145
2.2.10.4.1.1	TXUSER_STATUS_MTAG_ABORTED	145
2.2.10.4.1.2	TXUSER_STATUS_MTAG_COMMITTED	146
2.2.10.4.1.3	TXUSER_STATUS_MTAG_INDOUBT	146
2.2.10.4.1.4	TXUSER_VOTER_MTAG_CREATE	147
2.2.10.4.1.5	TXUSER_VOTER_MTAG_CREATE_TOO_LATE	147
2.2.10.4.1.6	TXUSER_VOTER_MTAG_CREATE_TX_NOT_FOUND	147
2.2.10.4.1.7	TXUSER_VOTER_MTAG_CREATED	148
2.2.10.4.1.8	TXUSER_VOTER_MTAG_VOTEREQ	148
2.2.10.4.1.9	TXUSER_VOTER_MTAG_VOTEREQDONE	149

3 Protocol Details 150

3.1	Common Details	150
3.1.1	Abstract Data Model	150
3.1.1.1	Converting a Name Object to an OLETX_TM_ADDR Structure	151
3.1.1.2	Converting an OLETX_TM_ADDR Structure to a Name Object	151
3.1.1.3	Converting a Name Object to a NAMEOBJECTBLOB Structure	152
3.1.1.4	Converting a NAMEOBJECTBLOB Structure to a Name Object	152
3.1.2	Timers	152
3.1.3	Initialization	152

3.1.3.1	Enlistment Object Initialization	153
3.1.4	Protocol Versioning Details.....	153
3.1.4.1	Supporting a Protocol Version.....	153
3.1.4.2	Negotiating a Common Protocol Version.....	153
3.1.4.3	Using the Negotiated Protocol Version	154
3.1.5	Higher-Layer Triggered Events	154
3.1.6	Processing Events and Sequencing Rules	154
3.1.7	Timer Events.....	155
3.1.8	Other Local Events.....	155
3.1.8.1	Initiate Connection.....	155
3.1.8.2	Disconnect Connection.....	155
3.1.8.3	Connection Disconnected	156
3.1.8.4	Receiving a Message	156
3.2	Core Transaction Manager Facet Details.....	156
3.2.1	Abstract Data Model.....	156
3.2.1.1	Versioning.....	159
3.2.1.2	Transaction Logging	160
3.2.1.3	Transaction States	160
3.2.1.3.1	Idle	162
3.2.1.3.2	Active	162
3.2.1.3.3	Phase Zero	163
3.2.1.3.4	Phase Zero Complete	163
3.2.1.3.5	Voting.....	164
3.2.1.3.6	Voting Complete.....	164
3.2.1.3.7	Phase One	164
3.2.1.3.8	Phase One Complete.....	165
3.2.1.3.9	Single Phase Commit	165
3.2.1.3.10	Committing.....	165
3.2.1.3.11	Aborting	165
3.2.1.3.12	In Doubt	165
3.2.1.3.13	Failed to Notify.....	166
3.2.1.3.14	Ended	166
3.2.1.4	Transaction Manager Facets	166
3.2.1.5	Protocol Extension Objects	166
3.2.2	Timers	167
3.2.2.1	Transaction Timeout Timer.....	167
3.2.3	Initialization.....	168
3.2.3.1	Transaction Object Initialization	169
3.2.3.2	Durable Log	170
3.2.3.3	Transaction Recovery	170
3.2.4	Higher-Layer Triggered Events	170
3.2.5	Processing Events and Sequencing Rules	171
3.2.6	Timer Events.....	171
3.2.6.1	Transaction Timeout Timer.....	171
3.2.7	Other Local Events.....	171
3.2.7.1	Associate Transaction	171
3.2.7.2	Begin Commit.....	172
3.2.7.3	Begin In Doubt	173
3.2.7.4	Begin Phase One.....	173
3.2.7.5	Begin Phase Zero	173
3.2.7.6	Begin Rollback.....	174
3.2.7.7	Begin Voting.....	174
3.2.7.8	Branch Transaction Failure	175
3.2.7.9	Branch Transaction Success	175
3.2.7.10	Create Phase Zero Enlistment.....	175
3.2.7.11	Create Subordinate Enlistment	176
3.2.7.12	Create Superior Enlistment	177
3.2.7.13	Create Transaction	178

3.2.7.14	Create Voter Enlistment	179
3.2.7.15	Enlistment Commit Complete	179
3.2.7.16	Enlistment Phase One Complete.....	180
3.2.7.17	Enlistment Phase Zero Complete.....	181
3.2.7.18	Enlistment Rollback Complete.....	182
3.2.7.19	Enlistment Unilaterally Aborted.....	183
3.2.7.20	Enlistment Vote Complete	184
3.2.7.21	Export Transaction	185
3.2.7.22	Forget Transaction	186
3.2.7.23	Notify Aborted	186
3.2.7.24	Notify Recovered Transaction Committed	187
3.2.7.25	Phase One Completed.....	187
3.2.7.26	Propagate Transaction Failure.....	188
3.2.7.27	Propagate Transaction Success	188
3.2.7.28	Register Phase Zero Failure.....	189
3.2.7.29	Register Phase Zero Success	189
3.2.7.30	Resolve Transaction	190
3.2.7.31	Set Transaction Attributes.....	191
3.2.7.32	Set Transaction Timeout	191
3.2.7.33	Request Transaction Outcome	192
3.2.7.34	Unenlist Phase Zero Enlistment.....	192
3.2.7.35	Voting Complete	193
3.3	Application Details.....	194
3.3.1	Abstract Data Model.....	194
3.3.1.1	CONNTYPE_TXUSER_BEGINNER Initiator States.....	194
3.3.1.1.1	Idle	195
3.3.1.1.2	Awaiting Begin Response.....	196
3.3.1.1.3	Processing Transaction.....	196
3.3.1.1.4	Awaiting Commit Response.....	196
3.3.1.1.5	Awaiting Abort Response	196
3.3.1.1.6	Ended	196
3.3.1.2	CONNTYPE_TXUSER_BEGIN2 Initiator States.....	196
3.3.1.2.1	Idle	197
3.3.1.2.2	Awaiting Begin Response.....	197
3.3.1.2.3	Processing Transaction.....	197
3.3.1.2.4	Awaiting Set Timeout Response.....	198
3.3.1.2.5	Awaiting Commit Response.....	198
3.3.1.2.6	Awaiting Abort Response	198
3.3.1.2.7	Ended	198
3.3.1.3	CONNTYPE_TXUSER_PROMOTE Initiator States.....	198
3.3.1.3.1	Idle	199
3.3.1.3.2	Awaiting Promote Response.....	199
3.3.1.3.3	Processing Transaction.....	199
3.3.1.3.4	Awaiting Set Timeout Response.....	200
3.3.1.3.5	Awaiting Commit Response.....	200
3.3.1.3.6	Awaiting Abort Response	200
3.3.1.3.7	Ended	200
3.3.1.4	CONNTYPE_TXUSER_ASSOCIATE Initiator States	200
3.3.1.4.1	Idle	201
3.3.1.4.2	Awaiting Associate Response	201
3.3.1.4.3	Active	201
3.3.1.4.4	Ended	201
3.3.1.5	CONNTYPE_TXUSER_EXTENDWHEREABOUTS Initiator States	202
3.3.1.5.1	Idle	202
3.3.1.5.2	Awaiting Get Response.....	203
3.3.1.5.3	Ended	203
3.3.1.6	CONNTYPE_TXUSER_IMPORT Initiator States	203
3.3.1.6.1	Idle	204

3.3.1.6.2	Awaiting Import Response	204
3.3.1.6.3	Transaction Import Successful	204
3.3.1.6.4	Awaiting Abort Response	205
3.3.1.6.5	Ended	205
3.3.1.7	CONNTYPE_TXUSER_IMPORT2 Initiator States.....	205
3.3.1.7.1	Idle	206
3.3.1.7.2	Awaiting Import Response	206
3.3.1.7.3	Transaction Import Successful	206
3.3.1.7.4	Awaiting Abort Response	207
3.3.1.7.5	Ended	207
3.3.1.8	CONNTYPE_TXUSER_EXPORT Initiator States	207
3.3.1.8.1	Idle	208
3.3.1.8.2	Awaiting Create Response	208
3.3.1.8.3	Connection Active.....	208
3.3.1.8.4	Awaiting Export Response	209
3.3.1.8.5	Ended	209
3.3.1.9	CONNTYPE_TXUSER_EXPORT2 Initiator States	209
3.3.1.9.1	Idle	210
3.3.1.9.2	Awaiting Create Response	210
3.3.1.9.3	Connection Active.....	210
3.3.1.9.4	Awaiting Export Response	210
3.3.1.9.5	Ended	211
3.3.1.10	CONNTYPE_TXUSER_GETTXDETAILS Initiator States	211
3.3.1.10.1	Idle	212
3.3.1.10.2	Awaiting Response.....	212
3.3.1.10.3	Ended	212
3.3.1.11	CONNTYPE_TXUSER_RESOLVE Initiator States	213
3.3.1.11.1	Idle	214
3.3.1.11.2	Awaiting Abort Response	214
3.3.1.11.3	Awaiting Forget Response.....	215
3.3.1.11.4	Awaiting Commit Response.....	215
3.3.1.11.5	Ended	215
3.3.1.12	CONNTYPE_TXUSER_SETTXTIMEOUT Initiator States	215
3.3.1.12.1	Idle	216
3.3.1.12.2	Awaiting Set Timeout Response.....	216
3.3.1.12.3	Ended	216
3.3.1.13	CONNTYPE_TXUSER_SETTXTIMEOUT2 Initiator States.....	217
3.3.1.13.1	Idle	217
3.3.1.13.2	Awaiting Set Timeout Response.....	217
3.3.1.13.3	Ended	218
3.3.1.14	CONNTYPE_TXUSER_TRACE Initiator States	218
3.3.1.14.1	Idle	219
3.3.1.14.2	Awaiting Trace Response.....	219
3.3.1.14.3	Ended	219
3.3.1.15	CONNTYPE_TXUSER_GETSECURITYFLAGS Initiator States.....	220
3.3.1.15.1	Idle	221
3.3.1.15.2	Awaiting Get Response.....	221
3.3.1.15.3	Ended	221
3.3.2	Timers	221
3.3.3	Initialization.....	221
3.3.4	Higher-Layer Triggered Events	221
3.3.4.1	Beginning a Transaction.....	222
3.3.4.1.1	Beginning a Transaction Using CONNTYPE_TXUSER_BEGIN2.....	222
3.3.4.1.2	Beginning a Transaction Using CONNTYPE_TXUSER_BEGINNER.....	222
3.3.4.1.3	Beginning a Transaction Using CONNTYPE_TXUSER_PROMOTE.....	223
3.3.4.2	Changing a Transaction Timeout	223
3.3.4.2.1	Changing a Transaction Timeout Using CONNTYPE_TXUSER_SETTXTIMEOUT	223

3.3.4.2.2	Querying Transaction Manager's Support for Modifying a Transaction Timeout Using CONNTYPE_TXUSER_SETTXTIMEOUT2	224
3.3.4.3	Obtaining a Propagation Token for a Transaction.....	225
3.3.4.4	Creating an Export Connection.....	225
3.3.4.5	Generating Trace Records for a Transaction Using CONNTYPE_TXUSER_TRACE	227
3.3.4.6	Importing a Transaction.....	227
3.3.4.6.1	Importing a Transaction Using CONNTYPE_TXUSER_IMPORT.....	227
3.3.4.6.2	Importing a Transaction Using CONNTYPE_TXUSER_IMPORT2.....	228
3.3.4.7	Importing a Transaction with Additional Transaction Attributes	228
3.3.4.8	Initiating Transaction Commit.....	229
3.3.4.8.1	Commit a Transaction Using CONNTYPE_TXUSER_BEGIN2.....	229
3.3.4.8.2	Commit a Transaction Using CONNTYPE_TXUSER_BEGINNER.....	229
3.3.4.8.3	Commit a Transaction Using CONNTYPE_TXUSER_PROMOTE.....	230
3.3.4.9	Initiating Transaction Rollback.....	230
3.3.4.9.1	Abort a Transaction Using CONNTYPE_TXUSER_BEGIN2	231
3.3.4.9.2	Abort a Transaction Using CONNTYPE_TXUSER_BEGINNER	231
3.3.4.9.3	Abort a Transaction Using CONNTYPE_TXUSER_IMPORT	231
3.3.4.9.4	Abort a Transaction Using CONNTYPE_TXUSER_IMPORT2	231
3.3.4.9.5	Roll Back a Transaction Using CONNTYPE_TXUSER_PROMOTE.....	232
3.3.4.10	Obtaining Extended Whereabouts Using CONNTYPE_TXUSER_EXTENDEDWHEREABOUTS	232
3.3.4.11	Obtaining the Security Configuration of the Transaction Manager Using CONNTYPE_TXUSER_GETSECURITYFLAGS	232
3.3.4.11.1	Obtaining the Details for a Transaction.....	232
3.3.4.12	Pulling a Transaction	233
3.3.4.13	Push a Transaction Using an Existing Export Connection	234
3.3.4.14	Obtaining a Transaction Cookie Using an Existing Export Connection	234
3.3.4.15	Resolving a Transaction	234
3.3.5	Processing Events and Sequencing Rules	235
3.3.5.1	Transaction Initiation and Completion.....	235
3.3.5.1.1	CONNTYPE_TXUSER_BEGINNER as Initiator.....	235
3.3.5.1.1.1	Receiving a TXUSER_BEGINNER_MTAG_BEGUN Message	235
3.3.5.1.1.2	Receiving a TXUSER_BEGINNER_MTAG_BEGIN_NO_MEM or TXUSER_BEGINNER_MTAG_BEGIN_LOG_FULL Message.....	236
3.3.5.1.1.3	Receiving a TXUSER_BEGINNER_MTAG_REQUEST_COMPLETED Message	236
3.3.5.1.1.4	Receiving a TXUSER_BEGINNER_MTAG_COMMIT_TOO_LATE Message	236
3.3.5.1.1.5	Receiving a TXUSER_BEGINNER_MTAG_COMMIT_INDOUBT Message.....	237
3.3.5.1.1.6	Connection Disconnected	237
3.3.5.1.2	CONNTYPE_TXUSER_BEGIN2 as Initiator.....	237
3.3.5.1.2.1	Receiving a TXUSER_BEGIN2_MTAG_SINK_BEGUN Message	237
3.3.5.1.2.2	Receiving a TXUSER_SETTXTIMEOUT_MTAG_REQUEST_COMPLETE Message	238
3.3.5.1.2.3	Receiving a TXUSER_SETTXTIMEOUT_MTAG_TOO_LATE Message	238
3.3.5.1.2.4	Receiving a TXUSER_SETTXTIMEOUT_MTAG_TX_NOT_FOUND Message	238
3.3.5.1.2.5	Receiving a TXUSER_BEGIN2_MTAG_SINK_ERROR Message	238
3.3.5.1.2.6	Connection Disconnected	239
3.3.5.1.3	CONNTYPE_TXUSER_PROMOTE as Initiator.....	240
3.3.5.1.3.1	Receiving a TXUSER_BEGIN2_MTAG_SINK_BEGUN Message	240
3.3.5.1.3.2	Receiving a TXUSER_BEGIN2_MTAG_SINK_ERROR Message	240
3.3.5.2	Transaction Propagation	241
3.3.5.2.1	Pull Propagation	241
3.3.5.2.1.1	CONNTYPE_TXUSER_ASSOCIATE as Initiator.....	241
3.3.5.2.1.1.1	Receiving a TXUSER_ASSOCIATE_MTAG_ASSOCIATED Message.....	241
3.3.5.2.1.1.2	Receiving Other TXUSER_ASSOCIATE_MTAG Messages.....	241

3.3.5.2.1.1.3	Receiving a TXUSER_IMPORT2_MTAG_SINK_ERROR Message ...	242
3.3.5.2.1.1.4	Connection Disconnected.....	242
3.3.5.2.2	Push Propagation	242
3.3.5.2.2.1	CONNTYPE_TXUSER_EXTENDEDWHEREABOUTS as Initiator.....	242
3.3.5.2.2.1.1	Receiving a TXUSER_EXTENDEDWHEREABOUTS_MTAG_GOT Message.....	242
3.3.5.2.2.1.2	Receiving a TXUSER_EXTENDEDWHEREABOUTS_MTAG_NOMEM Message.....	243
3.3.5.2.2.1.3	CONNTYPE_TXUSER_EXTENDEDWHEREABOUTS Connection Disconnected	243
3.3.5.2.2.2	CONNTYPE_TXUSER_EXPORT as Initiator.....	243
3.3.5.2.2.2.1	Receiving a TXUSER_EXPORT_MTAG_CREATED Message	243
3.3.5.2.2.2.2	Receiving a TXUSER_EXPORT_MTAG_CREATE_BAD_TMADDR or TXUSER_EXPORT_MTAG_CREATE_NET_TX_DISABLED Message	243
3.3.5.2.2.2.3	Receiving a TXUSER_EXPORT_MTAG_EXPORTED Message	243
3.3.5.2.2.2.4	Receiving a TXUSER_EXPORT_MTAG_EXPORT_LOG_FULL, TXUSER_EXPORT_MTAG_EXPORT_NO_MEM, TXUSER_EXPORT_MTAG_EXPORT_TOO_LATE, TXUSER_EXPORT_MTAG_EXPORT_TOO_MANY, or TXUSER_EXPORT_MTAG_EXPORT_NOT_FOUND Message	244
3.3.5.2.2.2.5	CONNTYPE_TXUSER_EXPORT Connection Disconnected.....	244
3.3.5.2.2.3	CONNTYPE_TXUSER_EXPORT2 as Initiator	244
3.3.5.2.2.3.1	Receiving a TXUSER_EXPORT_MTAG_CREATED Message	244
3.3.5.2.2.3.2	Receiving a TXUSER_EXPORT_MTAG_CREATE_BAD_TMADDR or TXUSER_EXPORT_MTAG_CREATE_NET_TX_DISABLED Message	245
3.3.5.2.2.3.3	Receiving a TXUSER_EXPORT_MTAG_EXPORTED Message	245
3.3.5.2.2.3.4	Receiving a TXUSER_EXPORT_MTAG_EXPORT_LOG_FULL, TXUSER_EXPORT_MTAG_EXPORT_NO_MEM, TXUSER_EXPORT_MTAG_EXPORT_TOO_LATE, TXUSER_EXPORT_MTAG_EXPORT_TOO_MANY, TXUSER_EXPORT_MTAG_EXPORT_NOT_FOUND, or TXUSER_EXPORT_MTAG_EXPORT_COMM_FAILED Message	245
3.3.5.2.2.3.5	CONNTYPE_TXUSER_EXPORT2 Connection Disconnected	245
3.3.5.2.2.4	CONNTYPE_TXUSER_IMPORT as Initiator	245
3.3.5.2.2.4.1	Receiving a TXUSER_IMPORT_MTAG_IMPORTED Message	245
3.3.5.2.2.4.2	Receiving a TXUSER_IMPORT_MTAG_IMPORT_TX_NOT_FOUND Message.....	245
3.3.5.2.2.4.3	Receiving a TXUSER_IMPORT_MTAG_ABORT_TOO_LATE Message.	246
3.3.5.2.2.4.4	Receiving a TXUSER_IMPORT_MTAG_REQUEST_COMPLETED Message.....	246
3.3.5.2.2.4.5	Connection Disconnected.....	246
3.3.5.2.2.5	CONNTYPE_TXUSER_IMPORT2 as Initiator	246
3.3.5.2.2.5.1	Receiving a TXUSER_IMPORT2_MTAG_SINK_IMPORTED Message 246	246
3.3.5.2.2.5.2	Receiving a TXUSER_IMPORT2_MTAG_SINK_ERROR Message ...	247
3.3.5.2.2.5.3	CONNTYPE_TXUSER_IMPORT2 Connection Disconnected	247
3.3.5.3	Transaction Administration.....	248
3.3.5.3.1	CONNTYPE_TXUSER_GETTXDETAILS as Initiator	248
3.3.5.3.1.1	Receiving a TXUSER_GETTXDETAILS_MTAG_GOTIT Message	248
3.3.5.3.1.2	Receiving a TXUSER_GETTXDETAILS_MTAG_TX_NOT_FOUND Message	248
3.3.5.3.1.3	CONNTYPE_TXUSER_GETTXDETAILS Connection Disconnected	248
3.3.5.3.2	CONNTYPE_TXUSER_RESOLVE as Initiator.....	248
3.3.5.3.2.1	Receiving a TXUSER_RESOLVE_MTAG_REQUEST_COMPLETE Message	249
3.3.5.3.2.2	Receiving a TXUSER_RESOLVE_MTAG_ACCESSDENIED or TXUSER_RESOLVE_MTAG_TX_NOT_FOUND Message	249

3.3.5.3.2.3	Receiving a TXUSER_RESOLVE_MTAG_CHILD_NOT_PREPARED or TXUSER_RESOLVE_MTAG_NOT_CHILD Message	249
3.3.5.3.2.4	Receiving a TXUSER_RESOLVE_MTAG_FORGET_TX_NOT_COMMITTED Message	249
3.3.5.3.2.5	Connection Disconnected	250
3.3.5.3.3	CONNTYPE_TXUSER_SETTXTIMEOUT as Initiator.....	250
3.3.5.3.3.1	Receiving a TXUSER_SETTXTIMEOUT_MTAG_REQUEST_COMPLETE Message	250
3.3.5.3.3.2	Receiving a TXUSER_SETTXTIMEOUT_MTAG_TOO_LATE or TXUSER_SETTXTIMEOUT_MTAG_TX_NOT_FOUND Message	250
3.3.5.3.3.3	Connection Disconnected	250
3.3.5.3.4	CONNTYPE_TXUSER_SETTXTIMEOUT2 as Initiator	250
3.3.5.3.4.1	Receiving a TXUSER_SETTXTIMEOUT_MTAG_TX_NOT_FOUND Message	251
3.3.5.3.4.2	Connection Disconnected	251
3.3.5.3.5	CONNTYPE_TXUSER_TRACE as Initiator	251
3.3.5.3.5.1	Receiving a TXUSER_TRACE_MTAG_REQUEST_COMPLETE Message	251
3.3.5.3.5.2	Receiving a TXUSER_TRACE_MTAG_REQUEST_FAILED or TXUSER_TRACE_MTAG_TX_NOT_FOUND Message	252
3.3.5.3.5.3	Connection Disconnected	252
3.3.5.4	Transaction Manager Administration	252
3.3.5.4.1	CONNTYPE_TXUSER_GETSECURITYFLAGS as Initiator.....	252
3.3.5.4.1.1	Receiving a TXUSER_GETSECURITYFLAGS_MTAG_FETCHED Message	252
3.3.5.4.1.2	CONNTYPE_TXUSER_GETSECURITYFLAGS Connection Disconnected.....	252
3.3.6	Timer Events.....	253
3.3.7	Other Local Events.....	253
3.4	Transaction Manager Communicating with Application Details	253
3.4.1	Abstract Data Model.....	253
3.4.1.1	CONNTYPE_TXUSER_BEGINNER Acceptor States.....	253
3.4.1.1.1	Idle	254
3.4.1.1.2	Beginning Transaction.....	255
3.4.1.1.3	Active	255
3.4.1.1.4	Aborting Transaction.....	255
3.4.1.1.5	Committing Transaction	255
3.4.1.1.6	Ended	255
3.4.1.2	CONNTYPE_TXUSER_BEGIN2 Acceptor States.....	255
3.4.1.2.1	Idle	256
3.4.1.2.2	Beginning Transaction.....	256
3.4.1.2.3	Active	256
3.4.1.2.4	Modifying Timeout	257
3.4.1.2.5	Aborting Transaction.....	257
3.4.1.2.6	Committing Transaction	257
3.4.1.2.7	Ended	257
3.4.1.3	CONNTYPE_TXUSER_PROMOTE Acceptor States.....	257
3.4.1.3.1	Idle	258
3.4.1.3.2	Beginning Transaction.....	258
3.4.1.3.3	Active	258
3.4.1.3.4	Modifying Timeout	258
3.4.1.3.5	Aborting Transaction.....	259
3.4.1.3.6	Committing Transaction	259
3.4.1.3.7	Ended	259
3.4.1.4	CONNTYPE_TXUSER_ASSOCIATE Acceptor States	259
3.4.1.4.1	Idle	260
3.4.1.4.2	Processing Associate Request.....	260
3.4.1.4.3	Active	261
3.4.1.4.4	Ended	261
3.4.1.5	CONNTYPE_TXUSER_EXTENDEDWHEREABOUTS Acceptor States	261

3.4.1.5.1	Idle	262
3.4.1.5.2	Processing Inquiry	262
3.4.1.5.3	Ended	262
3.4.1.6	CONNTYPE_TXUSER_IMPORT Acceptor States	262
3.4.1.6.1	Idle	263
3.4.1.6.2	Processing Import Request	263
3.4.1.6.3	Active	264
3.4.1.6.4	Too Late to Abort	264
3.4.1.6.5	Processing Abort Request	264
3.4.1.6.6	Ended	264
3.4.1.7	CONNTYPE_TXUSER_IMPORT2 Acceptor States.....	264
3.4.1.7.1	Idle	265
3.4.1.7.2	Processing Import Request	265
3.4.1.7.3	Active	266
3.4.1.7.4	Too Late to Abort	266
3.4.1.7.5	Processing Abort Request	266
3.4.1.7.6	Ended	266
3.4.1.8	CONNTYPE_TXUSER_EXPORT Acceptor States	266
3.4.1.8.1	Idle	267
3.4.1.8.2	Processing Connection Request	267
3.4.1.8.3	Connection Active.....	267
3.4.1.8.4	Processing Push Operation Request	267
3.4.1.8.5	Ended	268
3.4.1.9	CONNTYPE_TXUSER_EXPORT2 Acceptor States.....	268
3.4.1.9.1	Idle	269
3.4.1.9.2	Processing Connection Request	269
3.4.1.9.3	Connection Active.....	269
3.4.1.9.4	Processing Push Operation Request	269
3.4.1.9.5	Ended	270
3.4.1.10	CONNTYPE_TXUSER_GETTXDETAILS Acceptor States	270
3.4.1.10.1	Idle	271
3.4.1.10.2	Processing Inquiry	271
3.4.1.10.3	Ended	271
3.4.1.11	CONNTYPE_TXUSER_RESOLVE Acceptor States	271
3.4.1.11.1	Idle	272
3.4.1.11.2	Processing Abort Request	273
3.4.1.11.3	Processing Forget Request.....	273
3.4.1.11.4	Processing Commit Request.....	273
3.4.1.11.5	Ended	273
3.4.1.12	CONNTYPE_TXUSER_SETTXTIMEOUT Acceptor States.....	273
3.4.1.12.1	Idle	274
3.4.1.12.2	Processing Request.....	274
3.4.1.12.3	Ended	274
3.4.1.13	CONNTYPE_TXUSER_SETTXTIMEOUT2 Acceptor States.....	275
3.4.1.13.1	Idle	276
3.4.1.13.2	Processing Request.....	276
3.4.1.13.3	Ended	277
3.4.1.14	CONNTYPE_TXUSER_TRACE Acceptor States	277
3.4.1.14.1	Idle	277
3.4.1.14.2	Processing Trace Request	278
3.4.1.14.3	Ended	278
3.4.1.15	CONNTYPE_TXUSER_GETSECURITYFLAGS Acceptor States.....	278
3.4.1.15.1	Idle	279
3.4.1.15.2	Processing Request.....	279
3.4.1.15.3	Ended	279
3.4.2	Timers	280
3.4.3	Initialization.....	280
3.4.4	Higher-Layer Triggered Events	281

3.4.5	Processing Events and Sequencing Rules	281
3.4.5.1	Transaction Initiation and Completion	281
3.4.5.1.1	CONNTYPE_TXUSER_BEGINNER as Acceptor	281
3.4.5.1.1.1	Receiving a TXUSER_BEGINNER_MTAG_BEGIN Message	281
3.4.5.1.1.2	Receiving a TXUSER_BEGINNER_MTAG_COMMIT Message	282
3.4.5.1.1.3	Receiving a TXUSER_BEGINNER_MTAG_ABORT Message	282
3.4.5.1.1.4	Connection Disconnected	282
3.4.5.1.2	CONNTYPE_TXUSER_BEGIN2 as Acceptor	283
3.4.5.1.2.1	Receiving a TXUSER_BEGIN2_MTAG_BEGIN Message	283
3.4.5.1.2.2	Receiving a TXUSER_SETTETIMEOUT_MTAG_SETTETIMEOUT Message	284
3.4.5.1.2.3	Receiving a TXUSER_BEGIN2_MTAG_COMMIT Message	284
3.4.5.1.2.4	Receiving a TXUSER_BEGIN2_MTAG_ABORT Message	284
3.4.5.1.2.5	Connection Disconnected	285
3.4.5.1.3	CONNTYPE_TXUSER_PROMOTE as Acceptor	285
3.4.5.1.3.1	Receiving a TXUSER_BEGINNER_MTAG_PROMOTE Message	285
3.4.5.1.3.2	Receiving a TXUSER_SETTETIMEOUT_MTAG_SETTETIMEOUT, TXUSER_BEGIN2_MTAG_COMMIT, or TXUSER_BEGIN2_MTAG_ABORT Message	286
3.4.5.1.3.3	Connection Disconnected	286
3.4.5.2	Transaction Propagation	286
3.4.5.2.1	Pull Propagation	286
3.4.5.2.1.1	CONNTYPE_TXUSER_ASSOCIATE as Acceptor	286
3.4.5.2.1.1.1	Receiving a TXUSER_ASSOCIATE_MTAG_ASSOCIATE Message	286
3.4.5.2.1.1.2	Connection Disconnected	288
3.4.5.2.2	Push Propagation	288
3.4.5.2.2.1	CONNTYPE_TXUSER_EXTENDEDWHEREABOUTS as Acceptor	288
3.4.5.2.2.1.1	Receiving a TXUSER_EXTENDEDWHEREABOUTS_MTAG_GET Message	288
3.4.5.2.2.1.2	Connection Disconnected	289
3.4.5.2.2.2	CONNTYPE_TXUSER_EXPORT as Acceptor	289
3.4.5.2.2.2.1	Receiving a TXUSER_EXPORT_MTAG_CREATE Message	289
3.4.5.2.2.2.2	Receiving a TXUSER_EXPORT_MTAG_CREATE2 Message	290
3.4.5.2.2.2.3	Receiving a TXUSER_EXPORT_MTAG_EXPORT Message	291
3.4.5.2.2.2.4	Connection Disconnected	291
3.4.5.2.2.3	CONNTYPE_TXUSER_EXPORT2 as Acceptor	291
3.4.5.2.2.3.1	Receiving a TXUSER_EXPORT_MTAG_CREATE Message	291
3.4.5.2.2.3.2	Receiving a TXUSER_EXPORT_MTAG_CREATE2 Message	291
3.4.5.2.2.3.3	Receiving a TXUSER_EXPORT_MTAG_EXPORT Message	291
3.4.5.2.2.3.4	Connection Disconnected	291
3.4.5.2.2.4	CONNTYPE_TXUSER_IMPORT as Acceptor	292
3.4.5.2.2.4.1	Receiving a TXUSER_IMPORT_MTAG_IMPORT Message	292
3.4.5.2.2.4.2	Receiving a TXUSER_IMPORT_MTAG_ABORT Message	292
3.4.5.2.2.4.3	Connection Disconnected	293
3.4.5.2.2.5	CONNTYPE_TXUSER_IMPORT2 as Acceptor	293
3.4.5.2.2.5.1	Receiving a TXUSER_IMPORT2_MTAG_IMPORT Message	293
3.4.5.2.2.5.2	Receiving a TXUSER_IMPORT2_MTAG_IMPORT_WITH_SET Message 294	294
3.4.5.2.2.5.3	Receiving a TXUSER_IMPORT2_MTAG_ABORT Message	294
3.4.5.2.2.5.4	Connection Disconnected	295
3.4.5.3	Transaction Administration	295
3.4.5.3.1	CONNTYPE_TXUSER_GETTXDETAILS as Acceptor	295
3.4.5.3.1.1	Receiving a TXUSER_GETTXDETAILS_MTAG_GET Message	295
3.4.5.3.1.2	Connection Disconnected	296
3.4.5.3.2	CONNTYPE_TXUSER_RESOLVE as Acceptor	296
3.4.5.3.2.1	Receiving a TXUSER_RESOLVE_MTAG_CHILD_ABORT Message	296
3.4.5.3.2.2	Receiving a TXUSER_RESOLVE_MTAG_CHILD_COMMIT Message	297

3.4.5.3.2.3	Receiving a TXUSER_RESOLVE_MTAG_FORGET_COMMITTED Message	297
3.4.5.3.2.4	Connection Disconnected	298
3.4.5.3.3	CONNTYPE_TXUSER_SETTXTIMEOUT as Acceptor	298
3.4.5.3.3.1	Receiving a TXUSER_SETTXTIMEOUT_MTAG_SETTXTIMEOUT Message	298
3.4.5.3.3.2	Connection Disconnected	299
3.4.5.3.4	CONNTYPE_TXUSER_SETTXTIMEOUT2 as Acceptor	299
3.4.5.3.4.1	Receiving a TXUSER_SETTXTIMEOUT_MTAG_SETTXTIMEOUT Message	299
3.4.5.3.4.2	Connection Disconnected	299
3.4.5.3.5	CONNTYPE_TXUSER_TRACE as Acceptor	299
3.4.5.3.5.1	Receiving a TXUSER_TRACE_MTAG_DUMP_TRANSACTION Message	299
3.4.5.3.5.2	Connection Disconnected	300
3.4.5.4	Transaction Manager Administration	300
3.4.5.4.1	CONNTYPE_TXUSER_GETSECURITYFLAGS as Acceptor	300
3.4.5.4.1.1	Receiving a TXUSER_GETSECURITYFLAGS_MTAG_GETSECURITYFLAGS Message	300
3.4.5.4.1.2	Connection Disconnected	301
3.4.6	Timer Events	302
3.4.7	Other Local Events	302
3.4.7.1	Associate Transaction Failure	302
3.4.7.2	Associate Transaction Success	303
3.4.7.3	Begin Commit	303
3.4.7.4	Begin In Doubt	304
3.4.7.5	Begin Rollback	304
3.4.7.6	Begin Voting	305
3.4.7.7	Create Transaction Failure	305
3.4.7.8	Create Transaction Success	306
3.4.7.9	Create Voter Enlistment Failure	306
3.4.7.10	Create Voter Enlistment Success	307
3.4.7.11	Export Transaction Failure	307
3.4.7.12	Export Transaction Success	308
3.4.7.13	Phase One Complete	309
3.4.7.14	Phase Zero Complete	310
3.4.7.15	Register Phase Zero	310
3.4.7.16	Resolve Transaction Complete	311
3.4.7.17	Resolve Transaction Access Denied	311
3.4.7.18	Rollback Complete	312
3.4.7.19	Set Transaction Attributes Failure	312
3.4.7.20	Set Transaction Attributes Success	313
3.4.7.21	Set Transaction Timeout Failure	313
3.4.7.22	Set Transaction Timeout Success	314
3.4.7.23	Unilaterally Aborted	314
3.5	Resource Manager Details	315
3.5.1	Abstract Data Model	315
3.5.1.1	CONNTYPE_TXUSER_RESOURCEMANAGER Initiator States	316
3.5.1.1.1	Idle	317
3.5.1.1.2	Awaiting Create Response	317
3.5.1.1.3	Recovering	317
3.5.1.1.4	Awaiting Completion Confirmation	317
3.5.1.1.5	Active	317
3.5.1.1.6	Ended	317
3.5.1.2	CONNTYPE_TXUSER_RESOURCEMANAGERINTERNAL Initiator States	317
3.5.1.2.1	Idle	318
3.5.1.2.2	Awaiting Create Response	318
3.5.1.2.3	Recovering	318
3.5.1.2.4	Awaiting Completion Confirmation	319

3.5.1.2.5	Active	319
3.5.1.2.6	Ended	319
3.5.1.3	CONNTYPE_TXUSER_PHASE0 Initiator States	319
3.5.1.3.1	Idle	320
3.5.1.3.2	Awaiting Create Response	320
3.5.1.3.3	Active	320
3.5.1.3.4	Processing Phase Zero Request	321
3.5.1.3.5	Ended	321
3.5.1.4	CONNTYPE_TXUSER_ENLISTMENT Initiator States	321
3.5.1.4.1	Idle	322
3.5.1.4.2	Awaiting Enlistment Response	322
3.5.1.4.3	Active	323
3.5.1.4.4	Single Phase Committing	323
3.5.1.4.5	Preparing for Transaction Commit	323
3.5.1.4.6	Finalizing Abort Operations	323
3.5.1.4.7	Awaiting Transaction Outcome	323
3.5.1.4.8	Finalizing Commit Operations	323
3.5.1.4.9	Ended	323
3.5.1.5	CONNTYPE_TXUSER_REENLIST Initiator States	323
3.5.1.5.1	Idle	324
3.5.1.5.2	Awaiting Reenlist Response	324
3.5.1.5.3	Ended	324
3.5.1.6	CONNTYPE_TXUSER_VOTER Initiator States	325
3.5.1.6.1	Idle	326
3.5.1.6.2	Awaiting Creation Response	326
3.5.1.6.3	Active	327
3.5.1.6.4	Performing Transaction Operations	327
3.5.1.6.5	Awaiting Outcome	327
3.5.1.6.6	Ended	327
3.5.2	Timers	327
3.5.3	Initialization	327
3.5.4	Higher-Layer Triggered Events	328
3.5.4.1	Canceling Enlistment as a Phase Zero Participant on a Specific Transaction	328
3.5.4.2	Enlisting as a Phase Zero Participant on a Specific Transaction	328
3.5.4.3	Enlisting on a Specific Transaction	328
3.5.4.4	Enlistment Abort Request Completed	329
3.5.4.5	Enlistment Commit Request Completed	329
3.5.4.6	Enlistment Prepare Request Completed	330
3.5.4.7	Enlistment Single-Phase Commit Request Completed	331
3.5.4.8	Phase Zero Request Completed	332
3.5.4.9	Registering as a Voter on a Specific Transaction	332
3.5.4.10	Registering with Transaction Manager	332
3.5.4.10.1	Registering with Transaction Manager Using CONNTYPE_TXUSER_RESOURCEMANAGER	333
3.5.4.10.2	Registering with Transaction Manager Using CONNTYPE_TXUSER_RESOURCEMANAGERINTERNAL	333
3.5.4.11	Voter Vote Request Completed	333
3.5.5	Processing Events and Sequencing Rules	334
3.5.5.1	Resource Manager Registration	334
3.5.5.1.1	CONNTYPE_TXUSER_RESOURCEMANAGER as Initiator	334
3.5.5.1.1.1	Receiving a TXUSER_RESOURCEMANAGER_MTAG_DUPLICATE Message	334
3.5.5.1.1.2	Receiving a TXUSER_RESOURCEMANAGER_MTAG_REQUEST_COMPLETE Message	334
3.5.5.1.1.3	Connection Disconnected	335
3.5.5.1.2	CONNTYPE_TXUSER_RESOURCEMANAGERINTERNAL as Initiator	335

3.5.5.1.2.1	Receiving a TXUSER_RESOURCEMANAGER_MTAG_DUPLICATE or TXUSER_RESOURCEMANAGER_MTAG_REQUEST_COMPLETE Message	335
3.5.5.1.2.2	Receiving a TXUSER_RESOURCEMANAGERINTERNAL_MTAG_DUPLICATEDETECTED Message	335
3.5.5.1.2.3	Connection Disconnected	335
3.5.5.2	Transaction Coordination	336
3.5.5.2.1	CONNTYPE_TXUSER_PHASE0 as Initiator	336
3.5.5.2.1.1	Receiving a TXUSER_PHASE0_MTAG_CREATED Message	336
3.5.5.2.1.2	Receiving a TXUSER_PHASE0_MTAG_CREATE_TX_NOT_FOUND or TXUSER_PHASE0_MTAG_CREATE_TOO_LATE Message	336
3.5.5.2.1.3	Receiving a TXUSER_PHASE0_MTAG_PHASE0REQ Message	336
3.5.5.2.1.4	Receiving a TXUSER_PHASE0_MTAG_PHASE0REQ_ABORT Message	336
3.5.5.2.1.5	Connection Disconnected	337
3.5.5.2.2	CONNTYPE_TXUSER_ENLISTMENT as Initiator	337
3.5.5.2.2.1	Receiving a TXUSER_ENLISTMENT_MTAG_ENLISTED Message	337
3.5.5.2.2.2	Receiving a TXUSER_ENLISTMENT_MTAG_ENLIST_TX_NOT_FOUND, TXUSER_ENLISTMENT_MTAG_ENLIST_TOO_LATE, TXUSER_ENLISTMENT_MTAG_ENLIST_LOG_FULL, or TXUSER_ENLISTMENT_MTAG_ENLIST_TOO_MANY Message	337
3.5.5.2.2.3	Receiving a TXUSER_ENLISTMENT_MTAG_PREPAREREQ Message	337
3.5.5.2.2.4	Receiving a TXUSER_ENLISTMENT_MTAG_COMMITREQ Message	338
3.5.5.2.2.5	Receiving a TXUSER_ENLISTMENT_MTAG_ABORTREQ Message	338
3.5.5.2.2.6	Connection Disconnected	338
3.5.5.3	Transaction Recovery	339
3.5.5.3.1	CONNTYPE_TXUSER_REENLIST as Initiator	339
3.5.5.3.1.1	Receiving a TXUSER_REENLIST_MTAG_REENLIST_COMMITTED Message	339
3.5.5.3.1.2	Receiving a TXUSER_REENLIST_MTAG_REENLIST_ABORTED Message	339
3.5.5.3.1.3	Receiving a TXUSER_REENLIST_MTAG_REENLIST_TIMEOUT Message	339
3.5.5.3.1.4	Connection Disconnected	339
3.5.5.4	Voting	340
3.5.5.4.1	CONNTYPE_TXUSER_VOTER as Initiator	340
3.5.5.4.1.1	Receiving a TXUSER_VOTER_MTAG_CREATED Message	340
3.5.5.4.1.2	Receiving a TXUSER_VOTER_MTAG_CREATE_TX_NOT_FOUND or TXUSER_VOTER_MTAG_CREATE_TOO_LATE Message	340
3.5.5.4.1.3	Receiving a TXUSER_VOTER_MTAG_VOTEREQ Message	340
3.5.5.4.1.4	Receiving a TXUSER_STATUS_MTAG_COMMITTED Message	340
3.5.5.4.1.5	Receiving a TXUSER_STATUS_MTAG_ABORTED Message	341
3.5.5.4.1.6	Receiving a TXUSER_STATUS_MTAG_INDOUBT Message	341
3.5.5.4.1.7	Connection Disconnected	341
3.5.6	Timer Events	341
3.5.7	Other Local Events	341
3.5.7.1	Recover Transaction	341
3.5.7.2	Recover Transactions	342
3.5.7.3	Reenlistment Complete	342
3.5.7.4	Transaction Manager Down	342
3.5.7.5	Reenlistment Timeout	343
3.6	Transaction Manager Communicating with Resource Manager Facet Details	343
3.6.1	Abstract Data Model	343
3.6.1.1	CONNTYPE_TXUSER_RESOURCEMANAGER Acceptor States	344
3.6.1.1.1	Idle	345
3.6.1.1.2	Creating	345
3.6.1.1.3	Reenlisting	345
3.6.1.1.4	Active	345

3.6.1.1.5	Ended	345
3.6.1.2	CONNTYPE_TXUSER_RESOURCEMANAGERINTERNAL Acceptor States	345
3.6.1.2.1	Idle	346
3.6.1.2.2	Creating	346
3.6.1.2.3	Reenlisting	346
3.6.1.2.4	Active	346
3.6.1.2.5	Ended	347
3.6.1.3	CONNTYPE_TXUSER_PHASE0 Acceptor States	347
3.6.1.3.1	Idle	348
3.6.1.3.2	Awaiting Create Response	348
3.6.1.3.3	Active	349
3.6.1.3.4	Awaiting Phase Zero Response	349
3.6.1.3.5	Ended	349
3.6.1.4	CONNTYPE_TXUSER_ENLISTMENT Acceptor States	349
3.6.1.4.1	Idle	351
3.6.1.4.2	Processing Enlistment Request	351
3.6.1.4.3	Active	351
3.6.1.4.4	Awaiting Single-Phase Commit Response.....	352
3.6.1.4.5	Awaiting Prepare Response.....	352
3.6.1.4.6	Awaiting Prepare Response Aborted.....	352
3.6.1.4.7	Prepared	352
3.6.1.4.8	Awaiting Commit Response.....	352
3.6.1.4.9	Awaiting Abort Response	352
3.6.1.4.10	Ended	352
3.6.1.5	CONNTYPE_TXUSER_REENLIST Acceptor States.....	352
3.6.1.5.1	Idle	353
3.6.1.5.2	Processing Reenlist Request.....	353
3.6.1.5.3	Ended	354
3.6.1.6	CONNTYPE_TXUSER_VOTER Acceptor States	354
3.6.1.6.1	Idle	355
3.6.1.6.2	Create Voter	355
3.6.1.6.3	Active	356
3.6.1.6.4	Awaiting Voter Response	356
3.6.1.6.5	Awaiting Outcome	356
3.6.1.6.6	Ended	356
3.6.2	Timers	356
3.6.2.1	Reenlist Time-Out Timer	356
3.6.3	Initialization	356
3.6.4	Higher-Layer Triggered Events	357
3.6.5	Processing Events and Sequencing Rules	357
3.6.5.1	Resource Manager Registration.....	357
3.6.5.1.1	CONNTYPE_TXUSER_RESOURCEMANAGER as Acceptor	357
3.6.5.1.1.1	Receiving a TXUSER_RESOURCEMANAGER_MTAG_CREATE Message	357
3.6.5.1.1.2	Receiving a TXUSER_RESOURCEMANAGER_MTAG_REENLISTMENTCOMPLETE Message	358
3.6.5.1.1.3	Connection Disconnected	358
3.6.5.1.2	CONNTYPE_TXUSER_RESOURCEMANAGERINTERNAL as Acceptor	358
3.6.5.1.2.1	Receiving a TXUSER_RESOURCEMANAGER_MTAG_CREATE Message	358
3.6.5.1.2.2	Receiving a TXUSER_RESOURCEMANAGER_MTAG_REENLISTMENTCOMPLETE Message	359
3.6.5.1.2.3	Connection Disconnected	359
3.6.5.2	Transaction Coordination	359
3.6.5.2.1	CONNTYPE_TXUSER_PHASE0 as Acceptor.....	359
3.6.5.2.1.1	Receiving a TXUSER_PHASE0_MTAG_CREATE Message.....	359
3.6.5.2.1.2	Receiving a TXUSER_PHASE0_MTAG_PHASE0REQDONE Message ...	360
3.6.5.2.1.3	Receiving a TXUSER_PHASE0_MTAG_UNENLIST Message	360

3.6.5.2.1.4	Connection Disconnected	361
3.6.5.2.2	CONNTYPE_TXUSER_ENLISTMENT as Acceptor.....	361
3.6.5.2.2.1	Receiving a TXUSER_ENLISTMENT_MTAG_ENLIST Message	361
3.6.5.2.2.2	Receiving a TXUSER_ENLISTMENT_MTAG_PREPAREREQDONE Message	362
3.6.5.2.2.3	Receiving a TXUSER_ENLISTMENT_MTAG_COMMITREQDONE Message	363
3.6.5.2.2.4	Receiving a TXUSER_ENLISTMENT_MTAG_ABORTREQDONE Message	363
3.6.5.2.2.5	Connection Disconnected	364
3.6.5.3	Transaction Recovery	364
3.6.5.3.1	CONNTYPE_TXUSER_REENLIST as Acceptor.....	364
3.6.5.3.1.1	Receiving a TXUSER_REENLIST_MTAG_REENLIST Message	364
3.6.5.3.1.2	Connection Disconnected	366
3.6.5.4	Voting	366
3.6.5.4.1	CONNTYPE_TXUSER_VOTER as Acceptor	366
3.6.5.4.1.1	Receiving a TXUSER_VOTER_MTAG_CREATE Message	366
3.6.5.4.1.2	Receiving a TXUSER_VOTER_MTAG_VOTEREQDONE Message.....	366
3.6.5.4.1.3	Connection Disconnected	367
3.6.6	Timer Events.....	367
3.6.6.1	Reenlist Timeout Timer	367
3.6.7	Other Local Events.....	368
3.6.7.1	Begin Commit.....	368
3.6.7.2	Begin In Doubt	369
3.6.7.3	Begin Phase One.....	369
3.6.7.4	Begin Phase Zero	369
3.6.7.5	Begin Rollback.....	370
3.6.7.6	Begin Voting.....	371
3.6.7.7	Create Phase Zero Enlistment Failure	371
3.6.7.8	Create Phase Zero Enlistment Success.....	371
3.6.7.9	Create Resource Manager	372
3.6.7.10	Create Subordinate Enlistment Failure	372
3.6.7.11	Create Subordinate Enlistment Success	373
3.6.7.12	Create Voter Enlistment Failure	373
3.6.7.13	Create Voter Enlistment Success.....	374
3.6.7.14	Phase Zero Aborted.....	374
3.6.7.15	Reenlist Complete	374
3.6.7.16	Resource Manager Down.....	375
3.7	Superior Transaction Manager Facet Details	375
3.7.1	Abstract Data Model.....	375
3.7.1.1	CONNTYPE_PARTNERTM_PROPAGATE Initiator States.....	376
3.7.1.1.1	Idle	377
3.7.1.1.2	Awaiting Propagation Response.....	377
3.7.1.1.3	Active	378
3.7.1.1.4	Awaiting Abort Response	378
3.7.1.1.5	Phase Zero Registration	378
3.7.1.1.6	Requesting Phase Zero.....	378
3.7.1.1.7	Phase Zero	378
3.7.1.1.8	Phase Zero Registration During Phase Zero	378
3.7.1.1.9	Phase Zero with Outstanding Registration.....	378
3.7.1.1.10	Awaiting Prepare Response.....	379
3.7.1.1.11	Prepared	379
3.7.1.1.12	Awaiting Commit Response.....	379
3.7.1.1.13	Ended	379
3.7.1.2	CONNTYPE_PARTNERTM_BRANCH Acceptor States	379
3.7.1.2.1	Idle	380
3.7.1.2.2	Branching.....	380
3.7.1.2.3	Active	380

3.7.1.2.4	Awaiting Abort Response	381
3.7.1.2.5	Phase Zero Registration	381
3.7.1.2.6	Requesting Phase Zero	381
3.7.1.2.7	Phase Zero	381
3.7.1.2.8	Phase Zero Registration During Phase Zero	381
3.7.1.2.9	Phase Zero with Outstanding Registration.....	381
3.7.1.2.10	Awaiting Prepare Response.....	382
3.7.1.2.11	Prepared	382
3.7.1.2.12	Awaiting Commit Response.....	382
3.7.1.2.13	Ended	382
3.7.1.3	CONNTYPE_PARTNERTM_REDELIVERCOMMIT Initiator States	382
3.7.1.3.1	Idle	383
3.7.1.3.2	Awaiting Confirmation.....	383
3.7.1.3.3	Waiting to Rerequest	383
3.7.1.3.4	Ended	383
3.7.1.4	CONNTYPE_PARTNERTM_CHECKABORT Acceptor States	384
3.7.1.4.1	Idle	384
3.7.1.4.2	Processing Abort Inquiry	384
3.7.1.4.3	Ended	385
3.7.2	Timers	385
3.7.2.1	Redeliver Commit Timer	385
3.7.3	Initialization.....	385
3.7.4	Higher-Layer Triggered Events	385
3.7.5	Processing Events and Sequencing Rules	386
3.7.5.1	Transaction Propagation and Coordination.....	386
3.7.5.1.1	Push Propagation	386
3.7.5.1.1.1	CONNTYPE_PARTNERTM_PROPAGATE as Initiator	386
3.7.5.1.1.1.1	Receiving a PARTNERTM_PROPAGATE_MTAG_PROPAGATED Message.....	386
3.7.5.1.1.1.2	Receiving a PARTNERTM_PROPAGATE_MTAG_DUPLICATE, PARTNERTM_PROPAGATE_MTAG_NO_MEM, or PARTNERTM_PROPAGATE_MTAG_LOG_FULL Message	386
3.7.5.1.1.1.3	Receiving a PARTNERTM_PROPAGATE_MTAG_PHASE0REGISTER, PARTNERTM_PROPAGATE_MTAG_PHASE0COMPLETE, PARTNERTM_PROPAGATE_MTAG_PREPAREREQDONE, PARTNERTM_PROPAGATE_MTAG_COMMITREQDONE, PARTNERTM_PROPAGATE_MTAG_ABORTREQDONE, or PARTNERTM_PROPAGATE_MTAG_ABORTNOTIFY Message	387
3.7.5.1.1.1.4	Receiving a PARTNERTM_PROPAGATE_MTAG_PROTOCOL_ERROR Message.....	387
3.7.5.1.1.1.5	Connection Disconnected.....	387
3.7.5.1.2	Pull Propagation	388
3.7.5.1.2.1	CONNTYPE_PARTNERTM_BRANCH as Acceptor	388
3.7.5.1.2.1.1	Receiving a PARTNERTM_BRANCH_MTAG_BRANCHING Message.....	388
3.7.5.1.2.1.2	Receiving a PARTNERTM_PROPAGATE_MTAG_PHASE0REGISTER Message.....	389
3.7.5.1.2.1.3	Receiving a PARTNERTM_PROPAGATE_MTAG_PHASE0COMPLETE Message.....	389
3.7.5.1.2.1.4	Receiving a PARTNERTM_PROPAGATE_MTAG_ABORTNOTIFY Message.....	389
3.7.5.1.2.1.5	Receiving a PARTNERTM_PROPAGATE_MTAG_ABORTREQDONE Message.....	390
3.7.5.1.2.1.6	Receiving a PARTNERTM_PROPAGATE_MTAG_PREPAREREQDONE Message.....	390
3.7.5.1.2.1.7	Receiving a PARTNERTM_PROPAGATE_MTAG_COMMITREQDONE Message.....	391
3.7.5.1.2.1.8	Receiving a PARTNERTM_PROPAGATE_MTAG_PROTOCOL_ERROR Message.....	391

3.7.5.1.2.1.9	Connection Disconnected.....	391
3.7.5.2	Transaction Recovery	392
3.7.5.2.1	Subordinate-Driven Recovery.....	392
3.7.5.2.1.1	CONNTYPE_PARTNERTM_CHECKABORT as Acceptor.....	392
3.7.5.2.1.1.1	Receiving a PARTNERTM_CHECKABORT_MTAG_CHECK Message.....	393
3.7.5.2.1.1.2	Connection Disconnected.....	393
3.7.5.2.2	Superior-Driven Recovery.....	393
3.7.5.2.2.1	CONNTYPE_PARTNERTM_REDELIVERCOMMIT as Initiator.....	393
3.7.5.2.2.1.1	Receiving a PARTNERTM_REDELIVERCOMMIT_MTAG_COMMITREQDONE Message.....	393
3.7.5.2.2.1.2	Receiving a PARTNERTM_REDELIVERCOMMIT_MTAG_RETRY Message.....	394
3.7.5.2.2.1.3	Connection Disconnected.....	394
3.7.6	Timer Events.....	394
3.7.6.1	Redeliver Commit Timer	394
3.7.7	Other Local Events.....	395
3.7.7.1	Begin Commit.....	395
3.7.7.2	Begin Phase One.....	395
3.7.7.3	Begin Phase Zero	396
3.7.7.4	Begin Rollback.....	396
3.7.7.5	Create Phase Zero Enlistment Failure	397
3.7.7.6	Create Phase Zero Enlistment Success.....	397
3.7.7.7	Create Subordinate Enlistment Failure	397
3.7.7.8	Create Subordinate Enlistment Success	398
3.7.7.9	Phase Zero Aborted.....	398
3.7.7.10	Propagate Transaction	398
3.8	Subordinate Transaction Manager Facet Details	399
3.8.1	Abstract Data Model.....	399
3.8.1.1	CONNTYPE_PARTNERTM_PROPAGATE Acceptor States.....	399
3.8.1.1.1	Idle	401
3.8.1.1.2	Propagating	401
3.8.1.1.3	Active	401
3.8.1.1.4	Aborting	402
3.8.1.1.5	Awaiting Registration Response.....	402
3.8.1.1.6	Awaiting Phase Zero	402
3.8.1.1.7	Awaiting Phase Zero Outcome.....	402
3.8.1.1.8	Awaiting Registration Response During Phase Zero.....	402
3.8.1.1.9	Awaiting Phase Zero Outcome with Outstanding Registration	402
3.8.1.1.10	Preparing	403
3.8.1.1.11	Prepared	403
3.8.1.1.12	Committing.....	403
3.8.1.1.13	Ended	403
3.8.1.2	CONNTYPE_PARTNERTM_BRANCH Initiator States.....	403
3.8.1.2.1	Idle	404
3.8.1.2.2	Awaiting Branch Response.....	404
3.8.1.2.3	Active	405
3.8.1.2.4	Aborting.....	405
3.8.1.2.5	Awaiting Registration Response.....	405
3.8.1.2.6	Awaiting Phase Zero	405
3.8.1.2.7	Awaiting Phase Zero Outcome.....	405
3.8.1.2.8	Awaiting Registration Response During Phase Zero.....	405
3.8.1.2.9	Awaiting Phase Zero Outcome with Outstanding Registration	406
3.8.1.2.10	Preparing	406
3.8.1.2.11	Prepared	406
3.8.1.2.12	Committing.....	406
3.8.1.2.13	Ended	406
3.8.1.3	CONNTYPE_PARTNERTM_REDELIVERCOMMIT Acceptor States	406

3.8.1.3.1	Idle	407
3.8.1.3.2	Processing Commit Inquiry	407
3.8.1.3.3	Ended	407
3.8.1.4	CONNTYPE_PARTNERTM_CHECKABORT Initiator States	408
3.8.1.4.1	Idle	408
3.8.1.4.2	Awaiting Confirmation	408
3.8.1.4.3	Waiting to ReRequest	409
3.8.1.4.4	Ended	409
3.8.2	Timers	409
3.8.2.1	Check Abort Timer	409
3.8.3	Initialization	409
3.8.4	Higher-Layer Triggered Events	410
3.8.5	Processing Events and Sequencing Rules	410
3.8.5.1	Transaction Propagation and Coordination	410
3.8.5.1.1	Push Propagation	410
3.8.5.1.1.1	CONNTYPE_PARTNERTM_PROPAGATE as Acceptor	410
3.8.5.1.1.1.1	Receiving a PARTNERTM_PROPAGATE_MTAG_PROPAGATE Message 410	
3.8.5.1.1.1.2	Receiving Other PARTNERTM_PROPAGATE_MTAG Messages.....	411
3.8.5.1.1.1.3	Receiving a PARTNERTM_PROPAGATE_MTAG_PROTOCOL_ERROR Message	411
3.8.5.1.1.1.4	CONNTYPE_PARTNERTM_PROPAGATE Connection Disconnected ..	411
3.8.5.1.2	Pull Propagation	412
3.8.5.1.2.1	CONNTYPE_PARTNERTM_BRANCH as Initiator	412
3.8.5.1.2.1.1	Receiving a PARTNERTM_BRANCH_MTAG_BRANCHED Message	412
3.8.5.1.2.1.2	Receiving a PARTNERTM_BRANCH_MTAG_BRANCH_LOG_FULL, PARTNERTM_BRANCH_MTAG_BRANCH_NO_MEM, PARTNERTM_BRANCH_MTAG_BRANCH_TOO_LATE, PARTNERTM_BRANCH_MTAG_BRANCH_TOO_MANY, or PARTNERTM_BRANCH_MTAG_BRANCH_TX_NOT_FOUND Message 412	
3.8.5.1.2.1.3	Receiving a PARTNERTM_PROPAGATE_MTAG_PHASE0REGISTERED Message	413
3.8.5.1.2.1.4	Receiving a PARTNERTM_PROPAGATE_MTAG_PHASE0REGISTRATIONREJECTED Message	413
3.8.5.1.2.1.5	Receiving a PARTNERTM_PROPAGATE_MTAG_ABORTREQ Message 414	
3.8.5.1.2.1.6	Receiving a PARTNERTM_PROPAGATE_MTAG_PHASE0 Message	414
3.8.5.1.2.1.7	Receiving a PARTNERTM_PROPAGATE_MTAG_PREPAREREQ Message 414	
3.8.5.1.2.1.8	Receiving a PARTNERTM_PROPAGATE_MTAG_COMMITREQ Message 415	
3.8.5.1.2.1.9	Receiving a PARTNERTM_PROPAGATE_MTAG_PROTOCOL_ERROR Message	415
3.8.5.1.2.1.10	Connection Disconnected	415
3.8.5.2	Transaction Recovery	416
3.8.5.2.1	Subordinate-Driven Recovery	416
3.8.5.2.1.1	CONNTYPE_PARTNERTM_CHECKABORT as Initiator	416
3.8.5.2.1.1.1	Receiving a PARTNERTM_CHECKABORT_MTAG_ABORTED Message 416	
3.8.5.2.1.1.2	Receiving a PARTNERTM_CHECKABORT_MTAG_RETRY Message	416
3.8.5.2.1.1.3	CONNTYPE_PARTNERTM_CHECKABORT Connection Disconnected 417	
3.8.5.2.2	Superior-Driven Recovery	417
3.8.5.2.2.1	CONNTYPE_PARTNERTM_REDELIVERCOMMIT as Acceptor	417
3.8.5.2.2.1.1	Receiving a PARTNERTM_REDELIVERCOMMIT_MTAG_COMMITREQ Message	417

3.8.5.2.2.1.2	Connection Disconnected.....	418
3.8.6	Timer Events.....	418
3.8.6.1	Check Abort Timer	418
3.8.7	Other Local Events.....	418
3.8.7.1	Branch Transaction	418
3.8.7.2	Cancel Check Abort	419
3.8.7.3	Commit Complete	419
3.8.7.4	Create Superior Enlistment Success	420
3.8.7.5	Create Superior Enlistment Failure	420
3.8.7.6	Phase Zero Complete	420
3.8.7.7	Phase One Complete	421
3.8.7.8	Recover In Doubt Transaction.....	422
3.8.7.9	Register Phase Zero	422
3.8.7.10	Rollback Complete	423
3.8.7.11	Unilaterally Aborted.....	423
4	Protocol Examples.....	424
4.1	Simple Transaction Scenario.....	424
4.1.1	Beginning a Transaction	424
4.1.2	Completing a Transaction	425
4.1.2.1	Committing the Transaction	426
4.2	Transaction Marshaling Scenario (Pull Propagation)	426
4.2.1	Marshaling the Transaction	427
4.2.2	Unmarshaling the Transaction	428
4.2.3	Branching the Transaction	430
4.3	Transaction Marshaling Scenario (Push Propagation)	432
4.3.1	Obtaining the Whereabouts of the Receiver's Transaction Manager	432
4.3.2	Exporting the Transaction	433
4.3.3	Propagating the Transaction.....	435
4.3.4	Importing the Transaction	437
4.4	Simple Enlistment Scenario	438
4.4.1	Registering with the Transaction Manager as a Resource Manager	438
4.4.2	Enlisting in an Existing Transaction	439
4.4.3	Responding to Enlistment Notifications	441
4.4.3.1	Responding to a Prepare Request Message	441
4.4.3.2	Responding to a Commit Request Message.....	442
4.5	Transaction Manager Two-Phase Commit Scenario	442
4.5.1	Phase One	443
4.5.1.1	Phase One - Subordinate Resource Managers	443
4.5.1.2	Phase One - Subordinate Transaction Manager Facets	444
4.5.1.3	Phase One - The Root Transaction Manager.....	445
4.5.2	Phase Two	446
4.5.2.1	Phase Two - Subordinate Resource Managers	446
4.5.2.2	Phase Two - Subordinate Transaction Manager Facets	446
4.5.2.3	Phase Two - The Root Transaction Manager.....	447
4.6	Resource Manager Recovery Scenario	447
4.6.1	Initializing the Recovery Process.....	448
4.6.2	Reenlisting in In-Doubt Transactions	448
4.6.3	Completing Recovery	450
5	Security.....	451
5.1	Security Considerations for Implementers	451
5.2	Index of Security Parameters	452
6	Appendix A: Product Behavior	453
7	Change Tracking.....	458
8	Index.....	459

1 Introduction

This document specifies a comprehensive **distributed transaction** processing protocol that is referred to in this document as **OleTx**.

The MSDTC Connection Manager: OleTx Transaction Protocol is a concrete manifestation of the **Two-Phase Commit** protocol for coordinating the **work** of multiple parties in a distributed system. This document specifies the syntax and semantics of the protocol but does not attempt to provide a primer on **transaction** processing in general.

The Two-Phase Commit protocol ensures that work associated with a transaction is **atomic** across multiple participating **resources**. Each resource is controlled by a **resource manager**. A resource manager has the responsibility of interacting with a **transaction manager** to perform the steps necessary to implement the Two-Phase Commit protocol.

In the first phase of the Two-Phase Commit protocol, the transaction manager asks each participating resource manager to "prepare" for transaction commit. Each resource manager then decides if it can allow the transaction commit to continue or if the transaction will be aborted. Each resource manager informs the transaction manager of its decision through either a "prepared" notification or a "rollback" notification. If all participating resource managers respond with "prepared", thus agreeing that the transaction commit can continue, the transaction manager makes the **outcome** decision permanent and moves on to the second phase of the Two-Phase Commit protocol.

In the second phase of the Two-Phase Commit protocol, the transaction manager informs all the resource managers of the final outcome decision for the transaction. This step is necessary because when a resource manager provides a "prepared" vote in the first phase, it is in an "in-doubt" state, pending the outcome of the transaction. The resource manager has promised to commit its work on the transaction, but because the final outcome of the transaction is unknown, it cannot yet treat the updates as permanent. The transaction manager informs each resource manager that the transaction either committed or aborted during this second phase. In the case of a commit decision, the resource managers are responsible for acknowledging to the transaction manager that they have received the commit notification. This step is required because the transaction manager has the responsibility of retaining the committed outcome of the transaction until all resource managers have acknowledged that they have received the outcome and have confirmed that they will not request them again.

The Two-Phase Commit protocol is also used between two transaction managers when a transaction is distributed between them. The originating transaction manager is considered the superior, while the receiving transaction manager is considered subordinate. With respect to the Two-Phase Commit protocol, the **superior transaction manager** asks the **subordinate transaction manager** to "prepare" in the first phase, and the subordinate transaction manager then performs the Two-Phase Commit protocol with its resource managers and subordinate transaction managers, if any, before responding "prepared" back to the superior transaction manager. In the second phase, the outcome of the transaction is communicated from the superior to the subordinate, and the subordinate acknowledges its receipt.

This commit coordination ensures that either all of the resource managers end up committing their work on a transaction, or none of them does, thereby guaranteeing atomicity of the data updated by a single transaction.

Section [1.3.1](#), covering the **transaction lifetime**, provides a more complete description of the Two-Phase Commit protocol. Section 10.4 of [GRAY] also provides an excellent description.

The MSDTC Connection Manager: OleTx Transaction Protocol uses the transports protocol described in [\[MS-CMPO\]](#), and the multiplexing protocol described in [\[MS-CMP\]](#), as a transport layer. This protocol provides concrete mechanisms for beginning, propagating, and completing atomic transactions. It also provides mechanisms for coordinating agreement on a single atomic outcome for each transaction and for reliably distributing that outcome to all **participants** in the transaction.

This protocol is applicable to **application** scenarios where atomic transaction processing is a requirement. This protocol is usable in network topologies where the transports protocol, together with the multiplexing protocol, are a viable network transport for establishing long-lived **session** relationships between the participants in an atomic transaction.

Sections 1.5, 1.8, 1.9, 2, and 3 of this specification are normative. All other sections and examples in this specification are informative.

1.1 Glossary

This document uses the following terms:

abort outcome: A possible **outcome** of an **atomic transaction** that indicates that the **work** performed during the lifetime of the **transaction** is discarded after the **transaction** completes. An **abort outcome** is reached when at least one **transaction participant** does not agree to commit the **transaction**.

abort request: An action that a participant performs to force a transaction to reach an abort outcome.

acceptor: A participant that receives a session or connection request. This role is also known as the "subordinate".

ACID: A term that refers to the four properties that any database system must achieve in order to be considered transactional: Atomicity, Consistency, Isolation, and Durability [GRAY].

active phase: The time during the lifetime of an **atomic transaction** before the **commit request** when the **participants** in the **transaction** (**applications** and **resource managers**) perform all their intended **work** operations inside the **transaction**.

application: A participant that is responsible for beginning, propagating, and completing an atomic transaction. An application communicates with a transaction manager in order to begin and complete transactions. An application communicates with a transaction manager in order to marshal transactions to and from other applications. An application also communicates in application-specific ways with a resource manager in order to submit requests for work on resources.

atomic transaction: A shared activity that provides mechanisms for achieving the atomicity, consistency, isolation, and durability (ACID) properties when state changes occur inside participating **resource managers**.

begin request: The action that is performed by a **root application** in order to create a new **atomic transaction**.

client: A computer on which the remote procedure call (RPC) client is executing.

commit outcome: One of the **outcomes** of an **atomic transaction**. The **commit outcome** indicates that the **work** performed during the lifetime of the **transaction** will be retained after the **transaction** has completed, as specified by the **ACID** properties. A **commit outcome** is reached when all **transaction participants** agree to commit the **transaction**.

commit request: The action that is performed by a root application to initiate the Two-Phase Commit Protocol for an atomic transaction.

connection: In OleTx, an ordered set of logically related messages. The relationship between the messages is defined by the higher-layer protocol, but they are guaranteed to be delivered exactly one time and in order relative to other messages in the connection.

connection type: A specific set of interactions between participants in an OleTx protocol that accomplishes a specific set of state changes. A connection type consists of a bidirectional

sequence of messages that are conveyed by using the MSDTC Connection Manager: OleTx Transports Protocol and the MSDTC Connection Manager: OleTx Multiplexing Protocol transport protocol, as described in [\[MS-CMPO\]](#) and [\[MS-CMP\]](#). A specified transaction typically involves many different connection types during its lifetime.

contact identifier: A universally unique identifier (UUID) that identifies a partner in the MSDTC Connection Manager: OleTx Transports Protocol. These UUIDs are frequently converted to and from string representations. This string representation must follow the format specified in [\[C706\]](#) Appendix A. In addition, the UUIDs must be compared, as specified in [\[C706\]](#) Appendix A.

core transaction manager facet: The facet that acts as the internal coordinator of each transaction that is inside the transaction manager. The core transaction manager facet communicates with other facets in its transaction manager to ensure that each transaction is processed correctly. To accomplish this, the core transaction manager facet maintains critical transaction state, in both volatile memory and in a durable store, such as in a log file.

distributed transaction: A **transaction** that updates data on two or more networked computer systems. **Distributed transactions** extend the benefits of **transactions** to **applications** that must update distributed data.

durable resource: A **resource** whose state is expected to be retained beyond the lifetime of a particular **resource manager connection**. **Durable resources** are managed by **durable resource managers**.

durable resource manager: A **resource manager** that manages **resources** whose states are expected to be maintained beyond the lifetime of a particular **resource manager connection**.

endpoint: A network-specific address of a remote procedure call (RPC) server process for remote procedure calls. The actual name and type of the endpoint depends on the RPC protocol sequence that is being used. For example, for RPC over TCP (RPC Protocol Sequence `ncacn_ip_tcp`), an endpoint might be TCP port 1025. For RPC over Server Message Block (RPC Protocol Sequence `ncacn_np`), an endpoint might be the name of a named pipe. For more information, see [\[C706\]](#).

enlistment: The relationship between a participant and a **transaction manager** in an **atomic transaction**. The term typically refers to the relationship between a **resource manager** and its **transaction manager**, or between a **subordinate transaction manager** facet and its **superior transaction manager** facet.

extended whereabouts: The data that is provided by a **protocol extension** and that indicates its network **endpoint** location and other information that is relevant to the **protocol extension**.

facet: In **OleTx**, a subsystem in a **transaction manager** that maintains its own per-**transaction** state and responds to intra-**transaction manager** events from other **facets**. A **facet** can also be responsible for communicating with other participants of a **transaction**.

globally unique identifier (GUID): A term used interchangeably with universally unique identifier (UUID) in Microsoft protocol technical documents (TDs). Interchanging the usage of these terms does not imply or require a specific algorithm or mechanism to generate the value. Specifically, the use of this term does not imply or require that the algorithms described in [\[RFC4122\]](#) or [\[C706\]](#) must be used for generating the **GUID**. See also universally unique identifier (UUID).

In Doubt outcome: One of the **outcomes** of an **atomic transaction**. The **In Doubt outcome** indicates that a **commit request** was issued by the **root application** but that the **transaction manager** cannot ascertain the actual commit or abort decision.

initiator: A participant that originates a session or connection request.

message tag (MTAG): A message that is sent between participants in the context of connections.

NULL GUID: A **GUID** of all zeros.

OleTx: A comprehensive distributed transaction manager processing protocol that uses the protocols specified in the following document(s): [MS-CMPO], [MS-CMP], [\[MS-DTCLU\]](#), [\[MS-DTCM\]](#), [\[MS-DTCO\]](#), [\[MC-DTCXA\]](#), [\[MS-TIPP\]](#), and [\[MS-CMOM\]](#).

outcome: One of the three possible results (Commit, Abort, In Doubt) reachable at the end of a life cycle for an **atomic transaction**.

participant: Any of the parties that are involved in an **atomic transaction** and that have a stake in the operations that are performed under the **transaction** or in the **outcome** of the **transaction** ([\[WSAT10\]](#), [\[WSAT11\]](#)).

Phase One enlistment: An **enlistment** that indicates that the **subordinate participant** participates in Phase One.

Phase One participant: A **participant** in a **Phase One enlistment**.

Phase Two enlistment: An **enlistment** that indicates that the **subordinate participant** participates in Phase Two.

Phase Zero: A phase in distributed transaction processing that is composed of one or more **Phase Zero waves**. At the beginning of a **Phase Zero wave**, all Phase Zero participants are notified that the transaction has entered Phase Zero. While the participants process the Phase Zero notification, they can continue to marshal the transaction to new participants. Consequently, participating transaction managers can still accept new enlistments during Phase Zero.

Phase Zero enlistment: An enlistment that indicates that the subordinate participant participates in Phase Zero.

Phase Zero participant: A participant with a Phase Zero enlistment.

Phase Zero wave: A discrete stage inside Phase Zero processing in which Phase Zero notifications are sent to all known Phase Zero enlistments. New Phase Zero enlistments that appear during a Phase Zero wave are processed during the next Phase Zero wave. The process is repeated until a Phase Zero wave is processed without the creation of new Phase Zero enlistments.

presumed abort: An optimization of the **Two-Phase Commit** Protocol in which a **transaction manager** omits persisting **transaction abort outcomes** from a durable store.

protocol extension: An addition of new integrated behavior to an existing protocol.

pull propagation: An operation that enables the untargeted marshaling of a **transaction** from one **application** or **resource manager** to another. Pull propagation allows the source **participant** to marshal the **transaction** without the prior knowledge of the contact information of the **transaction manager** of the destination **participant**.

push propagation: An operation that enables the targeted marshaling of a **transaction** from one **application** or **resource manager** to another. For marshaling the **transaction**, push propagation requires the source **participant** to have prior knowledge about the contact information of the **transaction manager** of the destination **participant**.

recovery: The process of reestablishing connectivity and synchronizing views on the outcome of transactions between two participants after a transient failure. Recovery occurs either between a resource manager and a transaction manager, or between a Superior Transaction Manager Facet and a Subordinate Transaction Manager Facet.

resource: A logical entity or unit of data whose state changes in accordance with the **outcome** of an **atomic transaction**. **Resources** are either durable or volatile.

resource manager (RM): The participant that is responsible for coordinating the state of a resource with the outcome of atomic transactions. For a specified transaction, a resource manager enlists with exactly one transaction manager to vote on that transaction outcome and to obtain the final outcome. A resource manager is either durable or volatile, depending on its resource.

resource manager identifier: The **GUID** that uniquely identifies the **resource manager**.

resource manager session identifier: The **GUID** that uniquely identifies a particular **session** between the **resource manager** and a **transaction manager**.

rollback: Synonymous with abort.

root application: The **application** that is responsible for beginning and completing an **atomic transaction**. The **root application** communicates with a **root transaction manager** in order to begin and complete **transactions**.

root transaction manager: The specific **transaction manager** that processes both the Begin Request and the **Commit Request** for a specified **transaction**. A specified **transaction** has exactly one **root transaction manager**.

server: A computer on which the remote procedure call (RPC) server is executing.

session: In **OleTx**, a transport-level connection between a **Transaction Manager** and another Distributed Transaction participant over which multiplexed logical connections and messages flow. A **session** remains active so long as there are logical connections using it.

single-phase commit: An optimization of the Two-Phase Commit Protocol in which a **transaction manager** delegates the right to decide the outcome of a transaction to its only subordinate participant. This optimization can result in an In Doubt outcome.

subordinate participant: A role that is taken by a **participant** that is responsible for voting on the **outcome** of an **atomic transaction**. For a specified **transaction**, the set of **subordinate participants** is the set of all **resource managers** and the set of all **subordinate transaction managers**.

subordinate transaction manager: A role taken by a **transaction manager** that is responsible for voting on the outcome of an **atomic transaction**. A **subordinate transaction manager** coordinates the voting and notification of its subordinate participants on behalf of its **superior transaction manager**. When communicating with those subordinate participants, the **subordinate transaction manager** acts in the role of **superior transaction manager**. The root **transaction manager** is never a **subordinate transaction manager**. A **subordinate transaction manager** has exactly one **superior transaction manager**.

superior transaction manager: A role taken by a **transaction manager** that is responsible for gathering outcome votes and providing the final transaction outcome. A root **transaction manager** can act as a **superior transaction manager** to a number of **subordinate transaction managers**. A **transaction manager** can act as both a **subordinate transaction manager** and a **superior transaction manager** on the same transaction.

transaction: In OleTx, an **atomic transaction**.

transaction description: An implementation-specific string that is associated with an **atomic transaction** and is often used to provide human-readable information about the **transaction**. Description strings are typically provided by the higher-layer software.

transaction identifier: The **GUID** that uniquely identifies an **atomic transaction**.

transaction lifetime: The lifetime of an **atomic transaction**. The **transaction lifetime** extends from the time when the **root transaction manager** processes a **begin request** to the time when all **participants** have forgotten the **transaction**.

transaction manager: The party that is responsible for managing and distributing the outcome of **atomic transactions**. A transaction manager is either a root transaction manager or a subordinate transaction manager for a specified transaction.

transaction marshaling: The act of serializing and deserializing the information that is needed to carry out a **transaction propagation** action on a specified **transaction**.

transaction propagation: The act of coordinating two transaction managers to work together on a single **atomic transaction**. When propagating a transaction to a transaction manager that is not already a participant in the transaction, that transaction manager plays the role of subordinate transaction manager to the originating transaction manager, which will play the role of superior transaction manager. When propagating a transaction to a transaction manager that is already a participant in the transaction, no new superior or subordinate relationship is established.

transient failure: Any event that could result in a loss of transport connectivity between **participants**, such as a software crash, a software restart, or a temporary problem with network **connections**.

two-phase commit: An agreement protocol that is used to resolve the outcome of an atomic transaction in response to a commit request from the root application. Phase One and Phase Two are the distinct phases of the Two-Phase Commit Protocol.

Unicode: A character encoding standard developed by the Unicode Consortium that represents almost all of the written languages of the world. The **Unicode** standard [\[UNICODE5.0.0/2007\]](#) provides three forms (UTF-8, UTF-16, and UTF-32) and seven schemes (UTF-8, UTF-16, UTF-16 BE, UTF-16 LE, UTF-32, UTF-32 LE, and UTF-32 BE).

volatile resource: A **resource** whose value is not expected to be retained beyond the lifetime of a particular **resource manager connection**.

volatile resource manager: A **resource manager** that manages **volatile resources**. A **volatile resource manager** does not perform **recovery** operations.

voter: A **participant** in an **atomic transaction** that contributes to the final **outcome** of the **transaction** but does not manage access to **durable resources** or require **recovery** services. A **voter** votes on the **outcome** of the **transaction**, but it is provided with only best-effort **outcome** notifications by the **transaction manager**. A **volatile resource manager** typically acts as a **voter**.

voter enlistment: An **enlistment** that indicates that the **voter** participates in Phase One.

whereabouts: Data that indicates the network **endpoint** location and properties of a **transaction manager**.

work: The set of state changes that are applied to **resources** inside an **atomic transaction**.

MAY, SHOULD, MUST, SHOULD NOT, MUST NOT: These terms (in all caps) are used as defined in [\[RFC2119\]](#). All statements of optional behavior use either MAY, SHOULD, or SHOULD NOT.

1.2 References

Links to a document in the Microsoft Open Specifications library point to the correct section in the most recently published version of the referenced document. However, because individual documents in the library are not updated at the same time, the section numbers in the documents may not match. You can confirm the correct section numbering by checking the [Errata](#).

1.2.1 Normative References

We conduct frequent surveys of the normative references to assure their continued availability. If you have any issue with finding a normative reference, please contact dochelp@microsoft.com. We will assist you in finding the relevant information.

[C193] The Open Group, "Distributed TP: The XA Specification", February 1992, <https://www2.opengroup.org/ogsys/catalog/c193>

[C706] The Open Group, "DCE 1.1: Remote Procedure Call", C706, August 1997, <https://www2.opengroup.org/ogsys/catalog/c706>

[ISO/IEC-8859-1] International Organization for Standardization, "Information Technology -- 8-Bit Single-Byte Coded Graphic Character Sets -- Part 1: Latin Alphabet No. 1", ISO/IEC 8859-1, 1998, http://www.iso.org/iso/home/store/catalogue_tc/catalogue_detail.htm?csnumber=28245

Note There is a charge to download the specification.

[MS-CMOM] Microsoft Corporation, "[MSDTC Connection Manager: OleTx Management Protocol](#)".

[MS-CMPO] Microsoft Corporation, "[MSDTC Connection Manager: OleTx Transports Protocol](#)".

[MS-CMP] Microsoft Corporation, "[MSDTC Connection Manager: OleTx Multiplexing Protocol](#)".

[MS-CMRP] Microsoft Corporation, "[Failover Cluster: Management API \(ClusAPI\) Protocol](#)".

[MS-DTYP] Microsoft Corporation, "[Windows Data Types](#)".

[MS-RRP] Microsoft Corporation, "[Windows Remote Registry Protocol](#)".

[MS-TIPP] Microsoft Corporation, "[Transaction Internet Protocol \(TIP\) Extensions](#)".

[MS-WKST] Microsoft Corporation, "[Workstation Service Remote Protocol](#)".

[MS-WSRVCAT] Microsoft Corporation, "[WS-AtomicTransaction \(WS-AT\) Version 1.0 Protocol Extensions](#)".

[NETBEUI] IBM Corporation, "LAN Technical Reference: 802.2 and NetBIOS APIs", 1986, http://publibz.boulder.ibm.com/cgi-bin/bookmgr_OS390/BOOKS/BK8P7001/CCONTENTS

[RFC1001] Network Working Group, "Protocol Standard for a NetBIOS Service on a TCP/UDP Transport: Concepts and Methods", RFC 1001, March 1987, <http://www.ietf.org/rfc/rfc1001.txt>

[RFC1002] Network Working Group, "Protocol Standard for a NetBIOS Service on a TCP/UDP Transport: Detailed Specifications", STD 19, RFC 1002, March 1987, <http://www.rfc-editor.org/rfc/rfc1002.txt>

[RFC2119] Bradner, S., "Key words for use in RFCs to Indicate Requirement Levels", BCP 14, RFC 2119, March 1997, <http://www.rfc-editor.org/rfc/rfc2119.txt>

[RFC2371] Lyon, J., Evans, K., and Klein, J., "Transaction Internet Protocol Version 3.0", RFC 2371, July 1998, <http://www.ietf.org/rfc/rfc2371.txt>

[RFC4122] Leach, P., Mealling, M., and Salz, R., "A Universally Unique Identifier (UUID) URN Namespace", RFC 4122, July 2005, <http://www.rfc-editor.org/rfc/rfc4122.txt>

1.2.2 Informative References

[GRAY] Gray, J., and Reuter, A., "Transaction Processing: Concepts and Techniques", The Morgan Kaufmann Series in Data Management Systems, San Francisco: Morgan Kaufmann Publishers, 1992, Hardcover ISBN: 9781558601901..

[MC-DTCXA] Microsoft Corporation, "[MSDTC Connection Manager: OleTx XA Protocol](#)".

[MS-COM] Microsoft Corporation, "[Component Object Model Plus \(COM+\) Protocol](#)".

[MS-DTCLU] Microsoft Corporation, "[MSDTC Connection Manager: OleTx Transaction Protocol Logical Unit Mainframe Extension](#)".

[MS-DTCM] Microsoft Corporation, "[MSDTC Connection Manager: OleTx Transaction Internet Protocol](#)".

[MS-MQMP] Microsoft Corporation, "[Message Queuing \(MSMQ\): Queue Manager Client Protocol](#)".

[MS-MQRR] Microsoft Corporation, "[Message Queuing \(MSMQ\): Queue Manager Remote Read Protocol](#)".

[MSDN-ANSI] Microsoft Corporation, "Unicode and Character Sets", <http://msdn.microsoft.com/en-us/library/dd374083.aspx>

1.3 Overview

This section presents a brief overview of the following topics:

- The life cycle of a **transaction**, including the **Two-Phase Commit** protocol
- The distinct roles that are played by **participants** in transaction processing
- Transaction **recovery** details
- **Transaction marshaling** and propagation details

1.3.1 Transaction Lifetime

At a general level, a **transaction** consists of a set of operations that an **application** or a set of applications treats as an atomic unit. These applications typically use one or more **resource managers** to modify and store the state that is affected by the transaction. The applications and resource managers make use of **transaction managers** to obtain a set of services. These roles are described further in section [1.3.3](#).

The lifetime of a transaction begins when an application determines that it needs a new transaction. The application assumes the role of **root application** and issues a **Begin request** to the **root transaction manager**. When a new transaction is created, either the root application or the root transaction manager assigns it an identifier that is unique in both time and space.

After the transaction is created, it enters the **active phase**. In the active phase, applications and resource managers perform all their intended actions inside the transaction.

Resource managers that perform **work** inside an **atomic transaction** contact their transaction manager to enlist on the transaction. By enlisting in a transaction, the resource manager is agreeing to participate in the **Two-Phase Commit** Protocol.

Applications and resource managers often share a transaction with a **participant** that is not located in the same operating system process or execution context. In this case, the application marshals the transaction to the other participant over an implementation-specific communication mechanism. If the receiving participant does not share a transaction manager with the sending participant, a

transaction propagation handshake occurs to coordinate the transaction managers at both the sender and receiver of the transaction. After the transaction is successfully marshaled and (if needed) propagated, the receiving participant can perform operations on the transaction with its own transaction manager and also marshal the transaction to further participants.

As transaction **enlistment** and propagation occurs, the collection of resource managers and transaction managers relate to each other in a hierarchy known as a transaction tree.

The following figure depicts the transaction tree.

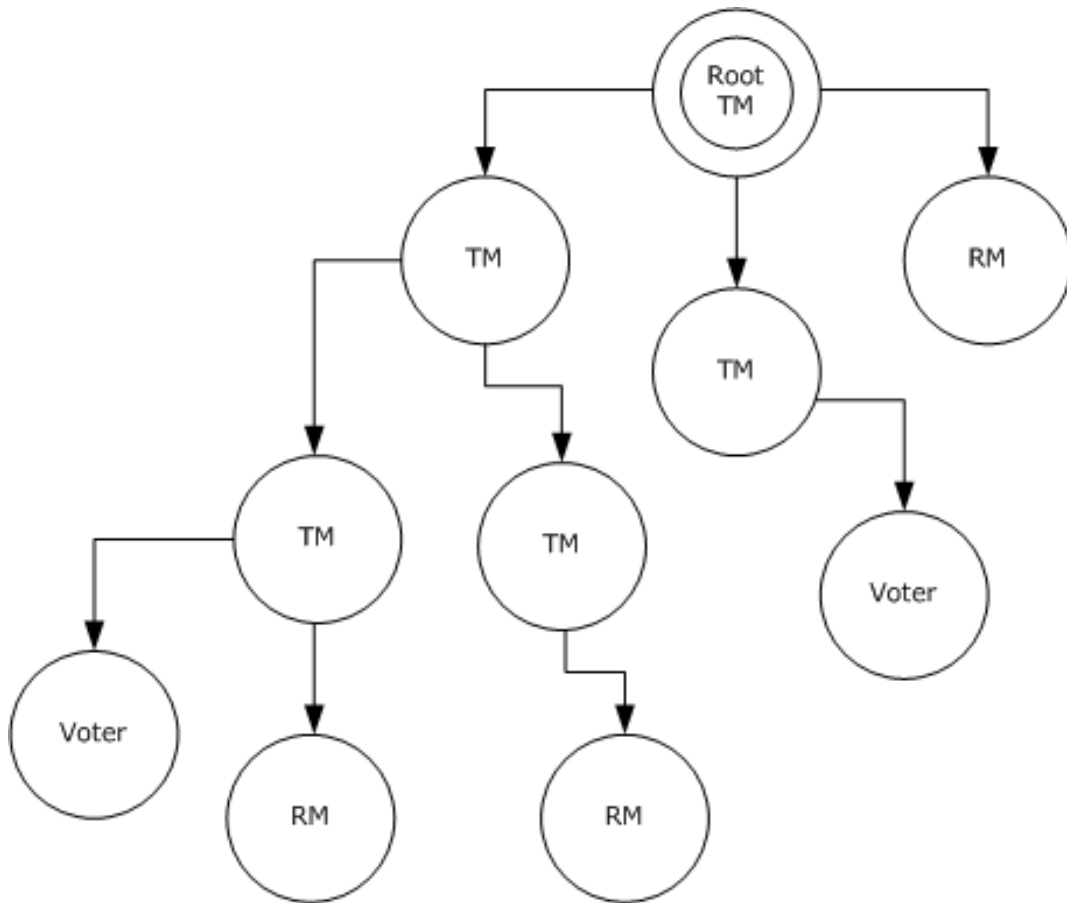


Figure 1: Transaction tree

Eventually, the root application that began the transaction determines that no more work is to be performed under the transaction. When that occurs, the application sends a **Commit request** to the root transaction manager to begin the process of completing the transaction.

When the root transaction manager receives the Commit request, it begins the process of determining the transaction **outcome** and communicating that outcome to all interested participants. That process begins with zero or more **Phase Zero waves** followed by [Phase One](#) and [Phase Two](#) of the Two-Phase Commit sequence.

1.3.1.1 Phase Zero

When a **Commit request** is issued by the **root application**, the **transaction** first enters **Phase Zero**. If there are no **Phase Zero participants**, the transaction leaves Phase Zero and proceeds to [Phase One](#).

Phase Zero is composed of one or more **Phase Zero waves**. At the beginning of a Phase Zero wave, all Phase Zero participants are notified that the transaction has entered Phase Zero. While the **participants** process the Phase Zero notification, they can continue to marshal the transaction to new participants. Consequently, participating **transaction managers** can still accept new **enlistments** during Phase Zero.

When a Phase Zero participant completes its Phase Zero processing, it sends a Phase Zero completion notification back to the transaction manager.

If any of the Phase Zero participants fail or issue an **Abort request** during the Phase Zero wave, the current Phase Zero wave is terminated and the transaction immediately moves to the aborting state, which is discussed in section [1.3.2.1](#).

Otherwise, after completion notifications are received from all Phase Zero participants:

- If no new Phase Zero enlistments were created during the current Phase Zero wave, the transaction proceeds to Phase One.
- If one or more new **Phase Zero enlistments** were created during the current Phase Zero wave, the transaction executes another Phase Zero wave with the new Phase Zero participants.

The following figure shows the overall Phase Zero flow.

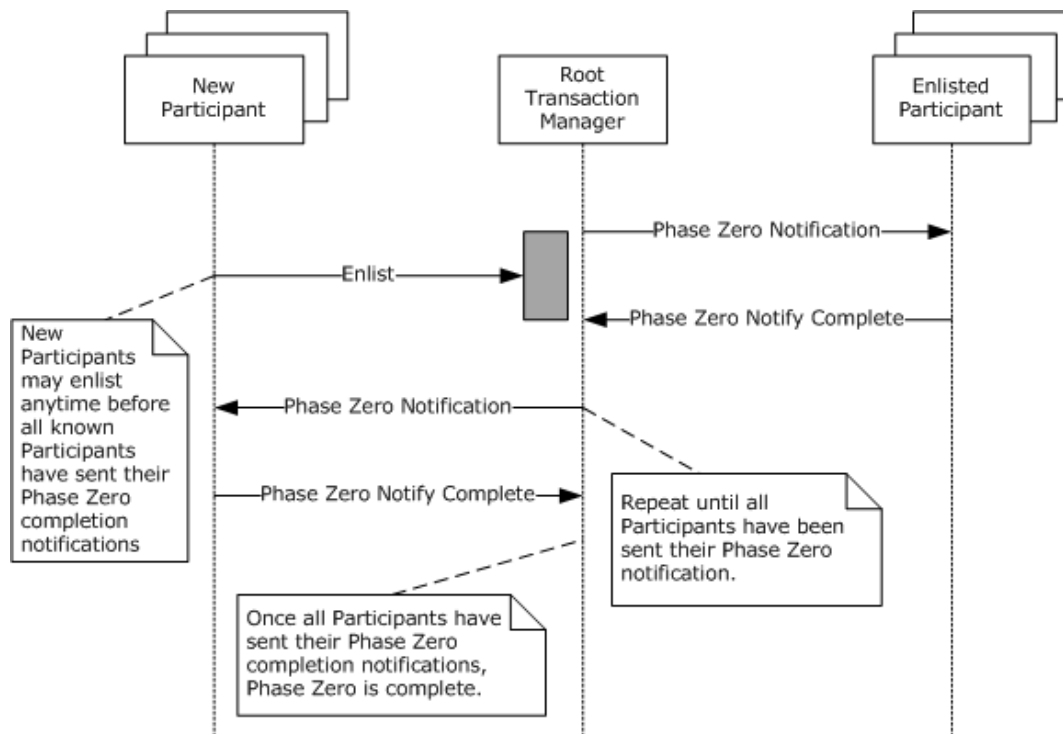


Figure 2: Transaction manager Phase Zero flow

1.3.1.2 Phase One

When Phase One begins, all **transaction participants** are now presumed to have completed their **work** inside the transaction.

During Phase One, each **Phase One participant** is asked to vote on the **outcome** of the transaction. Each participant vote can have one of three possible results:

- **Read Only:** The participant agrees for the transaction to Commit but does not require an outcome notification.
- **Prepared:** The participant agrees for the transaction to Commit and requires an outcome notification.
- **Aborted:** The participant requires that the transaction abort.

Before a participant can vote Prepared, it performs whatever actions are necessary to be able to process an order to Commit or an order to Abort at some point in the future. Note that the request for a vote polls the transaction tree from the **root transaction manager** down to the leaf participants. When a **subordinate transaction manager** receives a request for a vote, it will first issue that request to all its immediate subordinates and process their votes before voting itself.

When all votes are collected by the root transaction manager, a decision about the transaction outcome is made. If every vote was either Read Only or Prepared, the root transaction manager attempts to record a **Commit outcome** decision. If successful, the Commit outcome decision is officially made.

Otherwise, if one or more of the votes is Aborted or if a Commit outcome decision cannot be successfully recorded, the **transaction manager** makes an **Abort outcome** decision.

After an outcome decision is made, the root transaction manager proceeds to [Phase Two](#) in order to distribute outcome notification messages throughout the transaction tree.

The following figure depicts the Phase One flow.

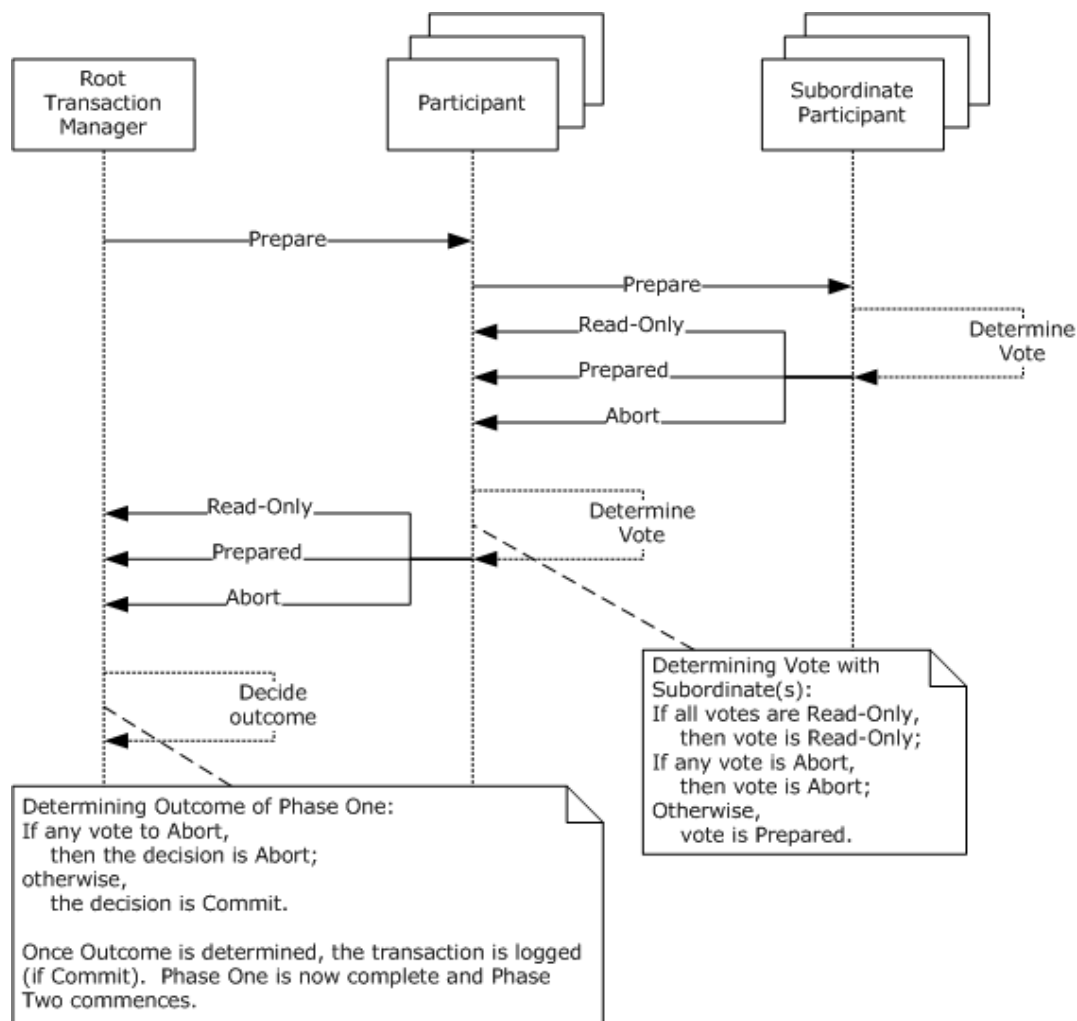


Figure 3: Transaction manager Phase One flow

1.3.1.3 Phase Two

When Phase Two begins, the **root transaction manager** has determined the **transaction outcome**.

If the transaction outcome is a **Commit outcome**, the transaction enters the committing state. Each **participant** that voted Prepared is sent an order to commit. The participants perform any necessary commit processing and respond with a committed notification.

If the transaction outcome is an **Abort outcome**, the transaction enters the **Aborting** state. Each participant that voted Prepared is sent an order to abort. The participants perform any necessary abort processing, and respond with an Aborted notification.

If a Prepared participant loses contact with its **transaction manager**, it is said to be **In Doubt**. If it is a **durable resource manager**, it attempts to reconnect to the transaction manager and perform **recovery** in order to learn the outcome of the transaction. See section [1.3.4](#) for recovery details.

In general, participants (including the **root application**) are sent the outcome decision notification in parallel.

Phase Two is complete when the root transaction manager sends the outcome decision notification to all the **subordinate participants**, the root transaction manager receives the reply notifications from

all the subordinate participants, and the root transaction manager does the necessary work to forget the transaction.

The following figure shows the Phase Two flow.

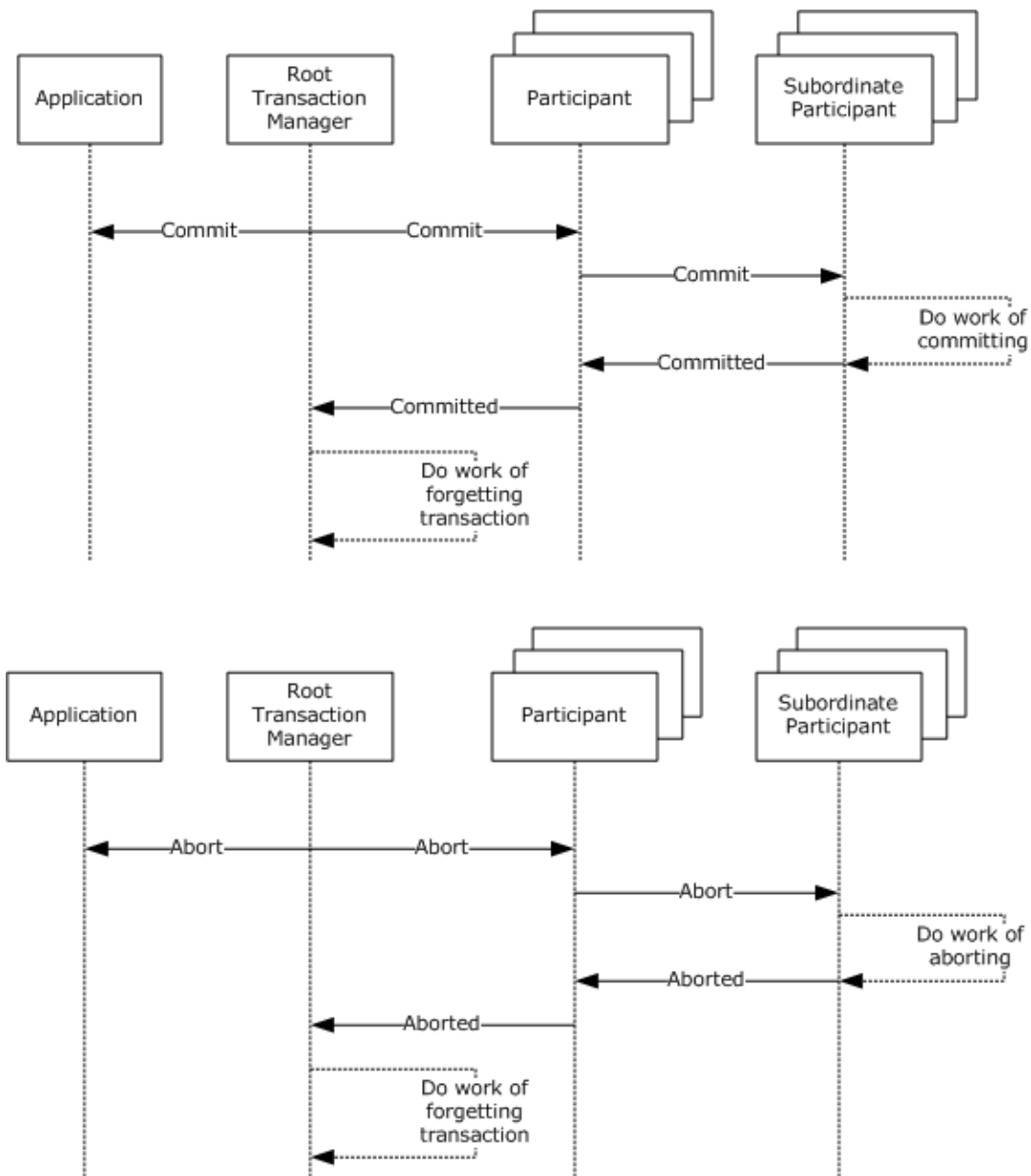


Figure 4: Transaction manager Phase Two flow

1.3.2 Additional Considerations

In addition to the **two-phase commit** processing described in the previous section, there are two more cases to consider:

- [Unilateral abort](#)
- [Single-phase commit](#)

1.3.2.1 Unilateral Abort

Until a **participant** votes on the **outcome** of the **transaction**, any participant can decide to unilaterally stop the transaction by issuing an **Abort request** to its **transaction manager**. This ability is known as a Unilateral Abort.

After a transaction manager receives an Abort request from one of its participants, it immediately transitions the transaction to the **Aborting** state, which guarantees an **Abort outcome**. All other participants will be notified of the Abort outcome, although it is possible that the **root application** does not discover the Abort outcome until it attempts to complete the transaction or perform some other operation involving the transaction manager or another participant.

After a specified transaction manager enters the Aborting state, it does not issue any further **Phase Zero** notifications or **Phase One** requests to vote. For a transaction that spans two or more transaction managers due to propagation, it is possible for the Abort outcome decision to race with other Phase Zero or Phase One activity as it is communicated between the transaction managers.

The following figure shows the Unilateral Abort flow.

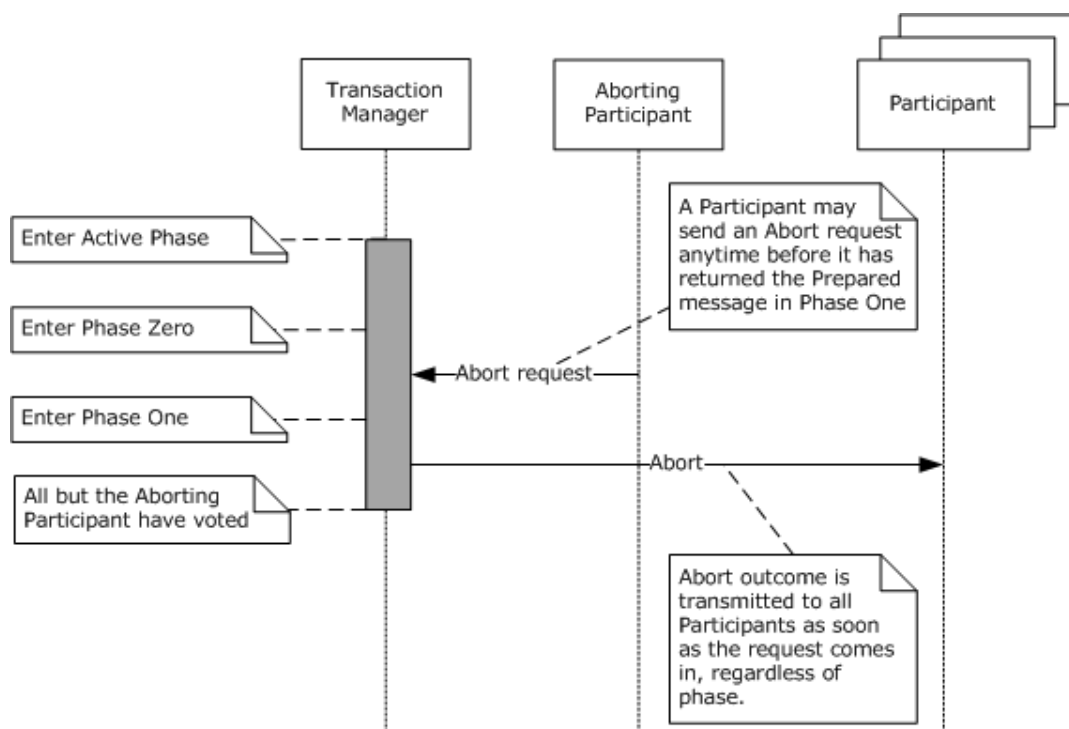


Figure 5: Unilateral Abort flow

1.3.2.2 Single-Phase Commit

If a **transaction manager** has exactly one subordinate **Phase One enlistment**, the transaction manager attempts to perform the **single-phase commit** optimization. In this case, the transaction manager sends the **subordinate participant** a request to perform a single-phase commit, instead of the standard **Phase One** Prepare request. This optimization delegates the right to decide the **transaction outcome** to the subordinate.

The subordinate accepts this delegation by making an outcome decision and eventually notifying the transaction manager; or it rejects the Single-Phase Commit request by responding Prepared. In the latter case, the transaction manager makes its own outcome decision and then engages in a standard **Phase Two** exchange with the **participant**.

There is a possible disadvantage to this optimization: if the transaction manager loses contact with the subordinate participant after sending the Single-Phase Commit request but before receiving an outcome notification, it has no reliable mechanism for recovering the actual outcome of the transaction. Consequently, the transaction manager sends an **In Doubt outcome** to any **applications** or **voters** awaiting informational outcome notification.

The single-phase commit optimization can be used by any transaction manager that has exactly one Phase One subordinate **enlistment**, not just the **root transaction manager**. For example, if transaction manager A has only transaction manager B as a subordinate enlistment, then A can use the single-phase commit optimization with B. If in the same transaction, B has only transaction manager C as a subordinate enlistment, it too can use the single-phase commit optimization with C. This is true regardless of the number of subordinate enlistments that are registered with C.

Note that a nonroot transaction manager performs only the single-phase Commit optimization if its own **superior transaction manager** has sent it a Single-Phase Commit request.

The following figure shows the Single-Phase Commit flow.

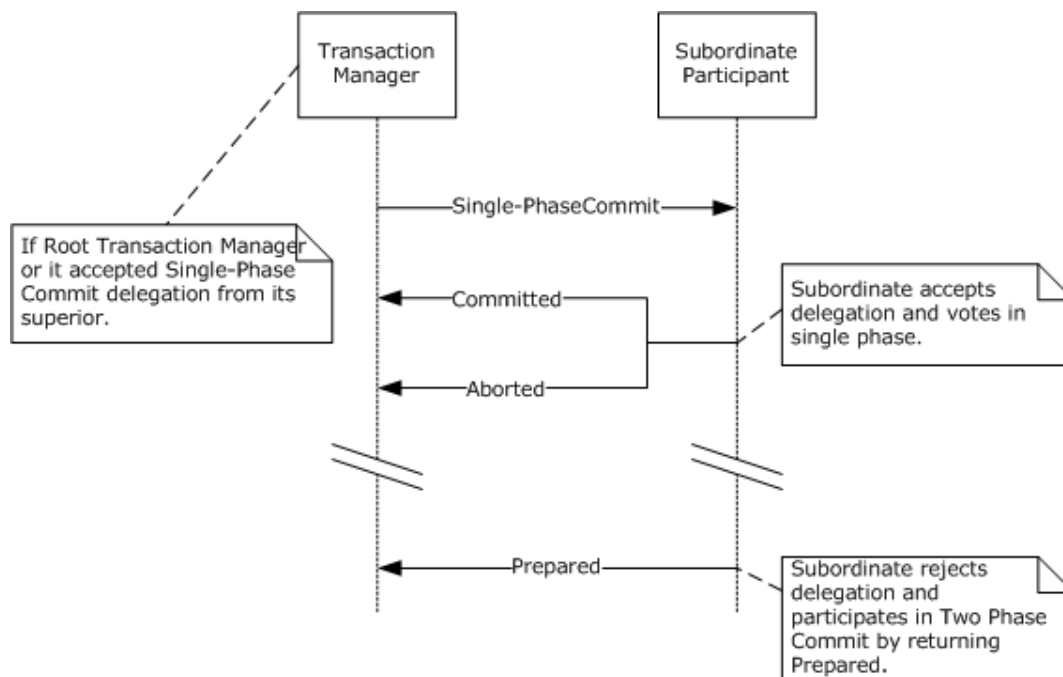


Figure 6: Single-Phase Commit flow

1.3.3 Transaction Roles

This protocol enables **transaction** processing to be distributed among two or more distinct **participants**. These participants are categorized according to three specialized roles that perform specific functions inside the transaction:

- [Application role](#)
- [Resource manager role](#)
- [Transaction manager role](#)

Each role is functionally independent of the other two. It is possible to implement the protocol functions that are required by any of these three roles without implementing the protocol functions

that are required by the other two. For example, it is possible to implement a transactional **resource manager** without building a **transaction manager** or a transaction-aware **application**.

The following graphic depicts the transaction roles.

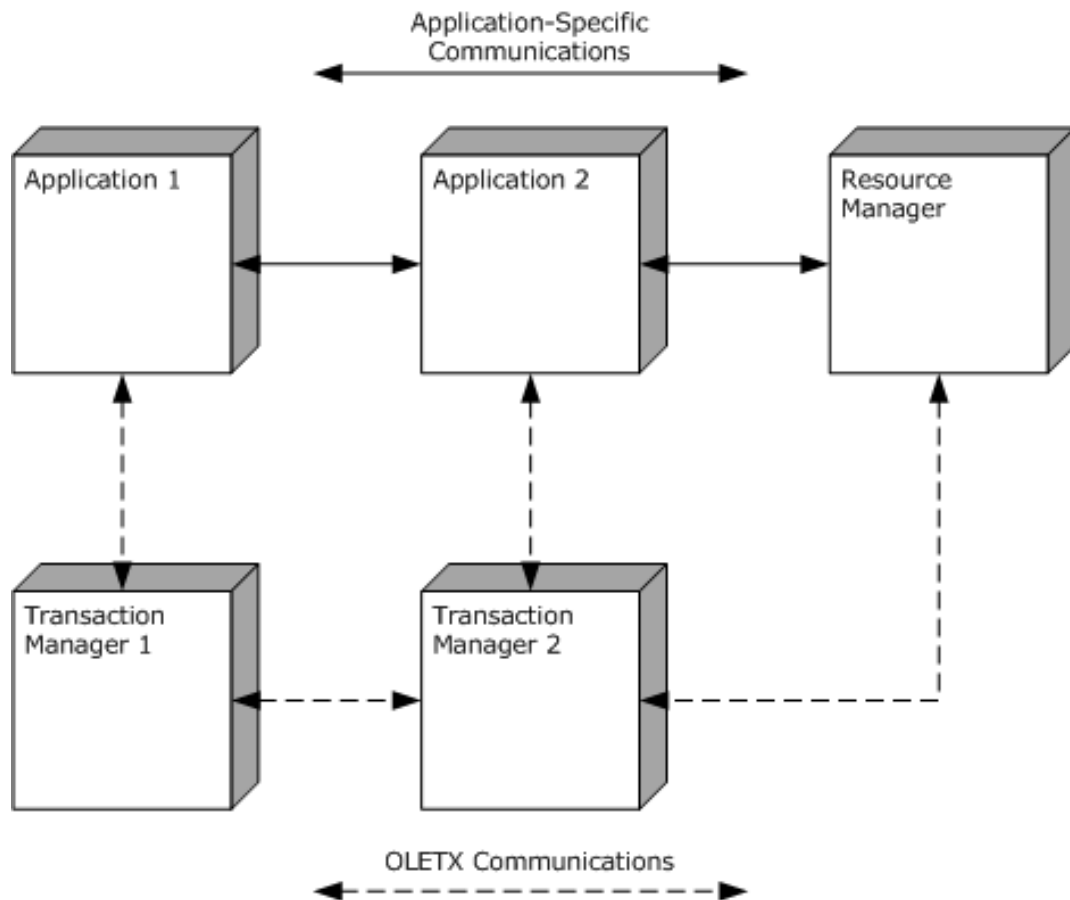


Figure 7: Transaction roles

1.3.3.1 Application Role

The **application** role is generally performed by user software programs that make use of **transaction** processing services in order to obtain greater reliability or reduce the complexity of error-handling tasks.

The application role is typically responsible for performing the following tasks:

- Determining when to begin a transaction
- Marshaling the transaction to other applications and to **resource managers**
- Propagating the transaction from one **transaction manager** to another
- Determining when to complete a transaction
- Performing administrative operations against a specific transaction
- Performing administrative operations against the transaction manager

In general, the motivations behind these tasks are application-specific. The protocol mechanisms by which these tasks can be accomplished are discussed in sections [2](#) and [3](#).

1.3.3.2 Resource Manager Role

The resource manager role is generally performed by software programs that manage transactional **resources**. Databases and queues are the most common examples of such programs.

This protocol supports three types of **enlistments**: **Phase Zero enlistments**, **Phase One enlistments**, and **voter enlistments**. These enlistment types correspond to three common categories of **resource manager**:

- Caching resource managers appear like a **durable resource manager** to an **application**, but they actually delegate their durable state changes to another resource manager that provides true durability. Caching resource managers typically use **Phase Zero** enlistments.
- Durable resource managers manage access to **durable resources**. They are expected to support **recovery**. Durable resource managers typically use Phase One enlistments.
- **Volatile resource managers** manage access to **volatile resources** whose state does not persist beyond the lifetime of the resource manager process. Volatile resource managers typically use voter enlistments.

The resource manager role is typically responsible for the following tasks:

- Providing applications with access to data in a transactional manner. This function is specific to the implementation of a resource manager.
- Registering with a **transaction manager** and performing recovery operations for all **In Doubt transactions**.
- Enlisting for various **two-phase Commit** notifications.
- Voting on transaction **outcomes** in accord with the implementation-specific policies of the resource manager.

In general, the motivations behind these tasks are application-specific. The specific protocol mechanisms by which these tasks are accomplished are discussed in sections [2](#) and [3](#).

1.3.3.3 Transaction Manager Role

The Transaction Manager Role is generally performed by specialized middleware software programs that provide transactional services to **applications** and **resource managers**.

The **transaction manager** role is typically responsible for the following tasks:

- Providing the following services to applications and resource managers:
 - Beginning **transactions**
 - Completing transactions
 - Coordinating agreement with **participants** on the **outcome** of the transaction
 - Reaching the decision to commit
 - Ensuring the outcome decision is reliably distributed
 - Coordinating the process of **recovery** if failures occur

- Coordinating the outcome of individual transactions by using the **Two-Phase Commit** protocol.
- Coordinating recovery with other participants after a process or communication failure. See section [1.3.4](#) for recovery details.

A transaction manager is best understood as the aggregation of several cooperating software modules that work together to provide the services previously mentioned. This document calls these software modules **facets**, and assumes the presence of the following five facets:

- A facet that acts as a core transaction manager manager
- A facet that communicates with applications
- A facet that communicates with resource managers
- A facet that acts as a **superior transaction manager**
- A facet that acts as a **subordinate transaction manager**

A transaction manager provides implementation-specific mechanisms to allow the facets to communicate with one another within the transaction manager itself.

In contrast, the transaction manager facets use the MSDTC Connection Manager: OleTx Transports Protocol as specified in [\[MS-CMPO\]](#), and the MSDTC Connection Manager: OleTx Multiplexing Protocol as specified in [\[MS-CMP\]](#), as transports for this protocol when they communicate with other participants (for example, applications, resource managers, and remote transaction managers). The subprotocols that are used to provide services to these participants are known as **connection types**. The specific connection types that are used in this protocol are specified in detail in section [3](#).

These facets are functionally dependent upon each other. A general-purpose transaction manager is composed of all five of these facets.

The following figure shows the transaction manager facets.

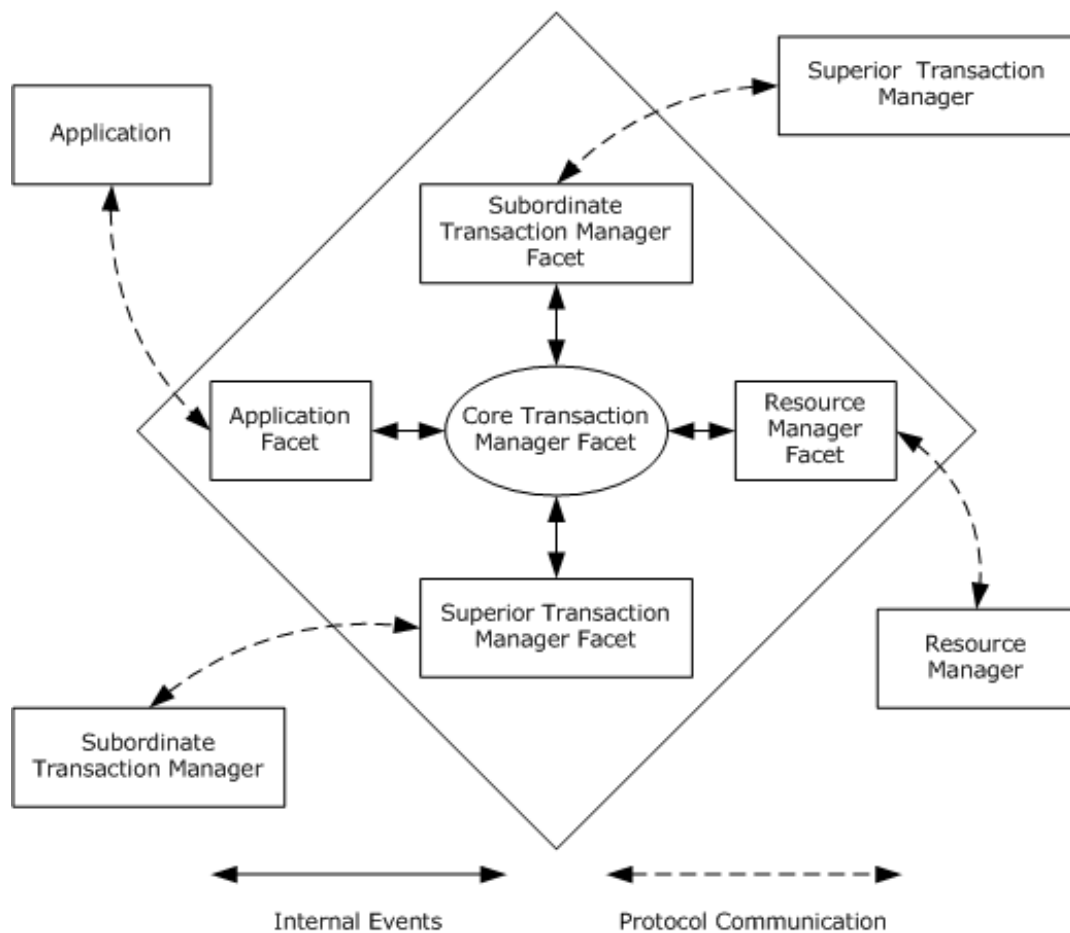


Figure 8: Transaction manager facets

1.3.3.3.1 Core Transaction Manager Facet

The **Core Transaction Manager Facet** is a logical construct in the context of this protocol. It never establishes network communication with any other **transaction participant**. It communicates with the other **transaction manager facets** through implementation-specific mechanisms.

1.3.3.3.2 Transaction Manager Communication with an Application Facet

When the **transaction manager** is communicating with an **application facet**, it provides the following services to applications:

- **Transaction** creation.
- **Transaction propagation** to a remote transaction manager.
- Transaction propagation by providing an existing transaction to the [subordinate transaction manager facet](#) for propagation.
- Transaction completion.
- Administrative operations against a specific transaction. These operations include:
 - Setting the time-out on a transaction.

- Obtaining transaction details, such as information about the [superior transaction manager facet](#) and the list of **subordinate participants**.
- Manually resolving the **outcome** of a transaction.
- Requesting that the transaction manager provide details of the transaction in its implementation-specific trace log.
- Administrative operations against the transaction manager. These operations include the ability to obtain information about the security configuration of the transaction manager.

1.3.3.3.3 Transaction Manager Communication with a Resource Manager Facet

When the **transaction manager** is communicating with a **resource manager facet**, it provides the following services to resource managers:

- Resource manager registration
- **Recovery** and **outcome** notification for [In Doubt transactions](#)
- Transaction **enlistment** for **Phase Zero**, [Phase One](#), and **voter participants**
- Phase Zero, Phase One, and [Phase Two](#) notifications inside the **Two-Phase Commit** protocol

1.3.3.3.4 Superior Transaction Manager Facet

The Superior Transaction Manager Facet provides the following services to [subordinate transaction manager facets](#):

- Acts as Superior Transaction Manager Facet to a number of subordinate transaction manager facets in the **Two-Phase Commit** protocol.
- Provides **recovery** and **outcome** notification for **transactions** that are left in the [Failed to Notify](#) state after a failure.

1.3.3.3.5 Subordinate Transaction Manager Facet

The Subordinate Transaction Manager Facet provides the following services to [superior transaction manager facets](#):

- Acts as a Subordinate Transaction Manager Facet to a superior transaction manager facet in the **Two-Phase Commit** protocol.
- Provides **recovery** and **outcome** notification for **transactions** that are left in the [In Doubt](#) state after a failure.

1.3.4 Transaction Recovery

The atomicity property of a **transaction** guarantees that all **participants** in the transaction receive the same **outcome**. This guarantee is relaxed in the case of **volatile resources** such as **voters** but is strictly honored for **durable resource managers** and **transaction managers**.

To honor this guarantee, transaction managers and durable resource managers have to be capable of recovering from **transient failures** that can occur, such as loss of transport connectivity or a software crash. The process of **recovery** involves reestablishing connectivity with other transaction participants and exchanging the protocol messages that are required to synchronize all parties on the actual outcome of the transaction.

After a transient failure, the transaction manager reestablishes connectivity with the following parties:

- The **superior transaction manager** for each transaction for which the transaction manager was [In Doubt](#) at the time of the failure
- The **subordinate transaction managers** for which the transaction manager was in the [Failed to Notify](#) state at the time of the failure

After a transient failure, the **resource manager** reestablishes connectivity with the following parties:

- The superior transaction manager for each transaction for which the resource manager was In Doubt at the time of the failure

The following sections describe in more detail the recovery process for each participant.

1.3.4.1 Relationship Between Recovery and Durability

Transaction managers and **durable resource managers** can use any mechanism they choose to implement the durability guarantees of an **atomic transaction**.

At minimum:

- Before a durable resource manager or **subordinate transaction manager** sends a Prepared notification to its **superior transaction manager**, it needs to first ensure that it can derive the information that is needed to contact its superior transaction manager and to inquire about the **outcome** of the **transaction** after a **transient failure**. This requirement is needed for the subordinate to perform **recovery** on [In Doubt](#) transactions.
- Before a transaction manager can communicate the transaction outcome to a **subordinate participant** or the **root application**, it has to first ensure that it can derive the transaction outcome for as long as at least one durable subordinate has not acknowledged receipt of the transaction outcome. This requirement is needed for the superior to perform recovery on Failed to Commit transactions.
- Before a durable resource manager or subordinate transaction manager acknowledges a Commit notification from its superior transaction manager, it has to first ensure that it will not perform recovery on the transaction after a transient failure. This requirement allows the superior transaction manager to implement the **Presumed Abort** optimization.

The information that is needed in order to be able to contact another **participant** is identical to the information that was needed to establish the initial transport **session** with that participant, as specified in [\[MS-CMPO\]](#) section 1.3.3.1.

1.3.4.2 Resource Manager Recovery

Resource manager recovery is unidirectional: the **resource manager** is always responsible for initiating **recovery** with its **transaction manager**. A resource manager always performs recovery on startup, even when it has not detected any **transactions** remaining in the [In Doubt](#) state. This is because the transaction manager cannot determine when it has [Failed to Notify](#) the resource manager of specific transaction **outcomes**.

The typical sequence for recovery of a resource manager is as follows:

1. The resource manager determines the list of transactions for which it is In Doubt. These are the transactions for which it previously voted Prepared but has not yet learned the outcome.
2. The resource manager registers with its transaction manager.
3. For each In Doubt transaction, the resource manager attempts to contact the transaction manager in order to determine the transaction outcome.

4. When the resource manager receives the outcome from the transaction manager, it performs any implementation-specific actions that are required to honor the **ACID** properties. Also, this process can take some time because the transaction manager can be acting as a **subordinate transaction manager** and it too might still be In Doubt about the actual transaction outcome.
5. After the resource manager ensures that there are no transactions for which it is still In Doubt, it informs the transaction manager that its recovery is complete. This allows the transaction manager to clean up any pending transactions for which it considered that the resource manager was in the Failed to Notify state.

1.3.4.3 Transaction Manager Recovery

Transaction manager recovery is dual-faceted. The recovering **transaction manager** will attempt to recover those **transactions** for which it is acting as a [superior transaction manager facet](#) and those for which it is acting as a [subordinate transaction manager facet](#).

The typical sequence for a superior transaction manager facet to perform **recovery** is the following:

1. The **superior transaction manager** determines the list of transactions for which it is in the [Failed to Notify](#) state. These are the transactions whose **outcome** has been decided but for which there exists at least one durable **subordinate participant** whose receipt of that outcome cannot be verified.
2. For each of these transactions, the superior transaction manager attempts to perform recovery by contacting all **subordinate transaction managers** whose receipt of outcome cannot be verified in order to redeliver the transaction outcome.

The typical sequence for a subordinate transaction manager facet to perform recovery is the following:

1. The subordinate transaction manager determines the list of transactions for which it is in the [In Doubt](#) state.
2. For each of these transactions, the subordinate transaction manager attempts to contact the superior transaction manager in order to determine the transaction outcome.
3. For each In Doubt transaction whose transaction outcome is now known, the subordinate transaction manager proceeds to communicate the outcome to its own subordinate transaction managers.

1.3.5 Transaction Propagation

A single **transaction** typically requires **work** to be performed by one or more **resource managers** for one or more **applications**. Each of these applications and resource managers is typically associated with exactly one **transaction manager**.

When two **participants** share a common transaction manager, all that is needed to share a transaction is agreement on the transaction's unique identifier. How this unique identifier is communicated among the applications and resource managers is implementation-specific.

However, when two participants do not share a common transaction manager, this protocol defines a propagation mechanism that enables the two participants to notify their respective transaction managers that a specified transaction will span the two transaction managers. **Transaction propagation** allows applications and resource managers to freely marshal transactions across process and host machine boundaries by using whatever communication mechanisms and formats they chose.

When a participant (the source) determines that it marshals a transaction to a second participant (the destination), the participant chooses between two distinct propagation techniques:

- Push propagation

- Pull propagation

Push propagation requires the source participant to have a prior knowledge about which transaction manager the destination participant is associated with (as specified in section [1.3.5.2](#)). In contrast, pull propagation allows the source participant to marshal the transaction without any awareness of the transaction manager of the destination participant (as specified in section [1.3.5.1](#)).

Independent of the choice of push or pull propagation, after the propagation is complete, the destination transaction manager will have enlisted with the source transaction manager to coordinate the **outcome** of the transaction. In this **enlistment**, the source transaction manager plays the role of **superior transaction manager**, and the destination transaction manager plays the role of **subordinate transaction manager**.

1.3.5.1 Pull Propagation

Pull propagation enables the untargeted marshaling of a **transaction** from one **application** or **resource manager** to another. Contact information for the destination **transaction manager** is not required to be known by the source in advance.

The following sequence of events represents a complete pull propagation operation between two **participants**:

1. When the source determines that it possesses a transaction that it wants to share with the destination, it provides the destination with marshaling information about the transaction being shared in an implementation-specific manner. The marshaling information needs to be sufficient for the destination to create a [Propagation Token](#) structure, as specified in section 2.2.5.4, that corresponds to the transaction being shared.
2. The destination contacts its own transaction manager and requests that it join the transaction by using the marshaling information that is provided by the source application.
3. If the destination transaction manager is not already a participant in the transaction, the destination transaction manager uses the marshaling information to contact the source transaction manager to enlist in the transaction as a **subordinate transaction manager**. This inter-transaction manager handshake is called pull propagation.
4. If the operation is successful, the destination transaction manager reports success to the destination. The destination performs further operations on the transaction with its associated transaction manager or marshals the transaction further to other participants.

The following figure shows a typical pull propagation.

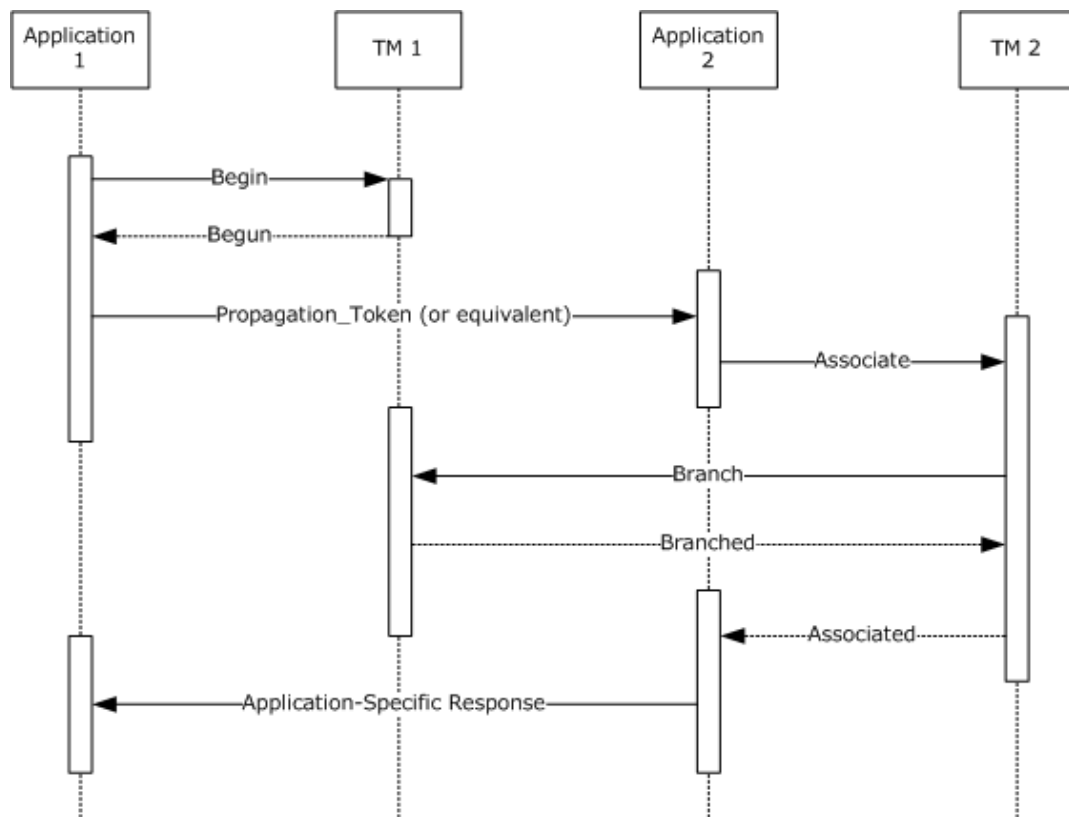


Figure 9: Transaction manager pull propagation

1.3.5.2 Push Propagation

Push propagation enables the targeted marshaling of a **transaction** from one **participant** to another. Push propagation is available only when the source knows the contact information for the destination **transaction manager** in advance.

Push propagation consists of two distinct logical operations: an export operation and an import operation.

The following sequence of events represents a complete push propagation operation between two participants:

1. The source obtains contact information for the destination transaction manager by using implementation-specific means. The contact information consists of whatever the source needs to construct an [SWhereabouts](#) structure, as specified in section 2.2.5.11. This step need be performed only one time per destination, because the contact information is not specific to a specified transaction or propagation.
2. When the source determines that it possesses a transaction that it wants to share with the destination, the source asks its transaction manager to export the transaction to the destination transaction manager by using the contact information it obtained in the previous step.
3. The source transaction manager contacts the destination transaction manager by using the provided contact information and informs it of the existence and details of the transaction. This inter-transaction manager handshake is the export operation of push propagation.
4. When the source transaction manager receives acknowledgment from the destination transaction manager, the export operation is complete. If the destination transaction manager was not

already a participant in the transaction, the destination transaction manager is now enlisted as a **subordinate transaction manager** at the source transaction manager, which acts as the **superior transaction manager**.

5. After the source transaction manager informs the source that the transaction was successfully exported, the source then uses an implementation-specific mechanism to marshal the exported transaction to the destination. The marshaled information can take any form that the source and destination agree on but is sufficient for the source to construct an [STxInfo](#) structure as specified in section 2.2.5.10.
6. The destination uses the marshaled information that is provided by the source to request an import operation from its transaction manager. The import operation is typically a simple confirmation that the transaction exists and was correctly exported to the destination.
7. If the import operation is successful, the destination transaction manager reports success to the destination. The destination performs further operations on the transaction with its associated transaction manager or marshals the transaction further to other participants.

The following figure depicts a typical push propagation.

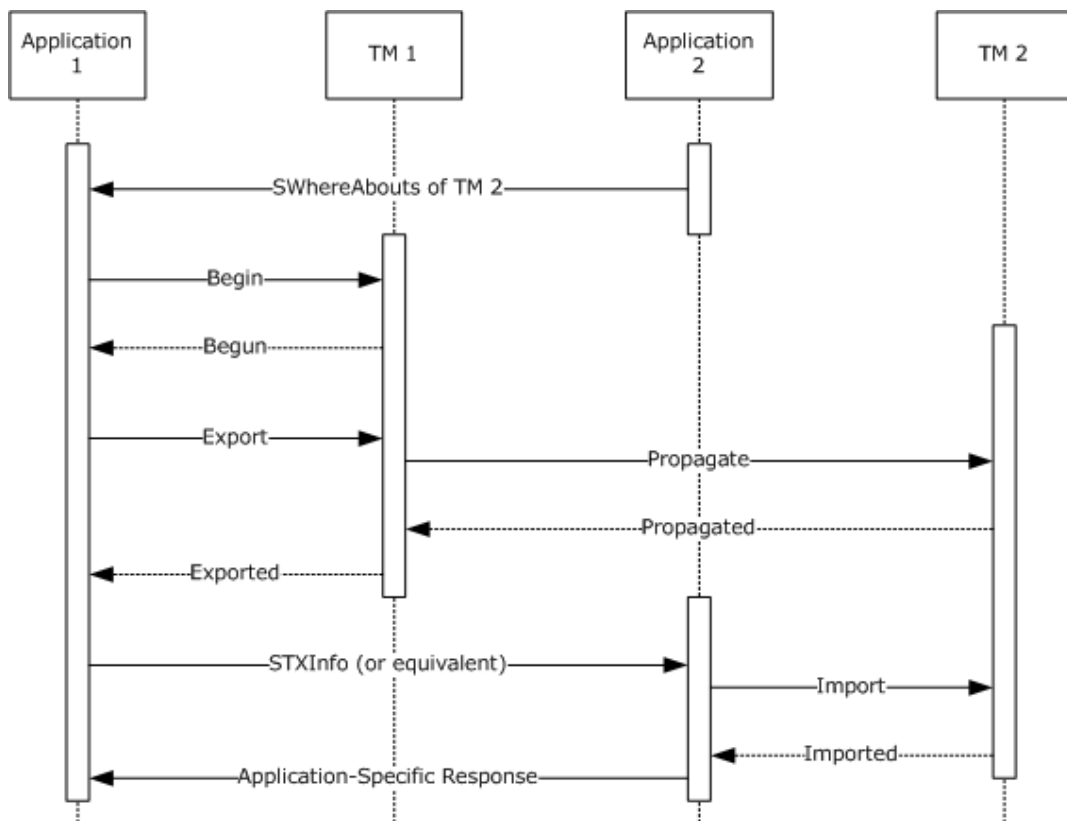


Figure 10: Transaction manager push propagation

1.4 Relationship to Other Protocols

The following figure illustrates the relationship between the MSDTC Connection Manager: OleTx Transaction Protocol and the underlying protocols on which it depends.

MSDTC Connection Manager: OleTx Transaction Protocol
MSDTC Connection Manager: Connection Multiplexing Protocol
MSDTC Connection Manager: OleTx Transports Protocol

Figure 11: Protocol relationships

This protocol provides extensibility elements that are used by the following specifications:

- [\[MS-DTCM\]](#)
- [\[MS-TIPP\]](#)
- [\[MS-DTCLU\]](#)
- [\[MC-DTCXA\]](#)
- [\[MS-WSRVCAT\]](#)

The following protocols perform **transaction marshaling** by using the structures specified in section [2.2.5](#) and its subsections of [MS-DTCO]:

- [\[MS-COM\]](#)
- [\[MS-MQRR\]](#)
- [\[MS-MQMP\]](#)

1.5 Prerequisites/Preconditions

This protocol requires that all participating roles possess implementations of MSDTC Connection Manager: OleTx Transports Protocol as specified in [\[MS-CMPO\]](#), and MSDTC Connection Manager: OleTx Multiplexing Protocol as specified in [\[MS-CMP\]](#).

1.6 Applicability Statement

This protocol applies to scenarios where distributed **atomic transaction** processing is required.

Distributed transactions are generally required in scenarios where a number of **applications** and **resource managers** cooperate to perform a set of related **work** items that require the ACID properties of a distributed transaction. These properties are needed in order to make changes to persistent state in a deterministic, correct, and highly reliable manner. Although distributed transactions are one of several mechanisms for accomplishing this goal, they are the most efficient and understood general-purpose solution.

This particular distributed transaction protocol requires network topologies where the MSDTC Connection Manager: OleTx Transports Protocol as specified in [\[MS-CMPO\]](#), and the MSDTC Connection Manager: OleTx Multiplexing Protocol as specified in [\[MS-CMP\]](#), constitute a viable network transport for establishing long-lived **session** relationships between different parties supporting many short-lived **connection** exchanges that accomplish specific tasks.

1.7 Versioning and Capability Negotiation

This document covers versioning aspects in the following areas:

- Protocol versions

This protocol provides five different versions: 1, 2, 4, 5, and 6 (version 3 is reserved and not used). More details on the protocol elements supported in each version are provided in [Protocol Versioning \(section 2.2.1\)](#).
- Capability negotiation

This protocol performs explicit versioning and capability negotiation, as specified in sections [1.7.2](#) and section [1.7.3](#).

1.7.1 Versioning Mechanisms

This protocol uses various mechanisms for versioning that are introduced as follows:

- Protocol Version numbers as versioning mechanism:

This protocol provides five different versions. The following are the implications of supporting a particular protocol version:

 - Support for **connection types** is version-specific and is either required, optional, or not allowed for a given Protocol Version.
 - For a version-specific supported connection type, support for all messages defined for that connection type is required.
 - The layout of data associated with specific messages is version-specific and is determined by the Protocol Version.

[Protocol Version Numbers as a Versioning Mechanism \(section 2.2.1.1\)](#) specifies details of what it means to support a certain Protocol Version Number. [Protocol Versioning Details \(section 3.1.4\)](#) specifies how the Protocol Version numbers are negotiated during communication initiation.

- Structures with fields containing version numbers as versioning mechanism: Certain structures have fields containing version numbers that specify how to interpret other parts of the structure. As an example, the [Propagation Token \(section 2.2.5.4\)](#) structure has the fields **dwVersionMin** and **dwVersionMax** the values of which are used to indicate whether certain other fields are present or not.

[Structures with Fields Containing Version Numbers as Versioning Mechanism \(section 2.2.2\)](#) provides a list of the structures that fall in this category and links to information regarding each.

- Structures with complex fields using specific values to indicate the type of the complex field. Certain structures have a field that specifies how to interpret other parts of the structure. As an example, the [STmToTmProtocol structure \(section 2.2.5.9\)](#) uses the value of the **tmprotDescribed** field to specify how to interpret the rest of the fields in that structure.

[Structures with a Format-Specifying Field as Versioning Mechanism \(section 2.2.3\)](#) provides a list of the structures that fall in this category and links to information regarding each.

1.7.2 Versioning Negotiation Mechanisms

This protocol uses the following versioning negotiation mechanisms for each of the versioning mechanisms discussed above.

- Protocol Version Numbers as versioning mechanism

This protocol makes use of the explicit versioning negotiation mechanism as specified in [\[MS-CMPO\]](#), BuildContext Primary, section 3.3.4.2.1. An implementation of this protocol uses this mechanism to specify which versions of the protocol it supports and to negotiate a mutually agreeable version with its partners (see [Protocol Versioning Details, \(section 3.1.4\)](#)).

- Structures with fields containing version numbers as versioning mechanism

There is no versioning negotiation mechanism for this case. The version numbers are passed in each structure by the sender, and interpreted by the receiver.

- Structures with a field containing a value that identifies the structure format as versioning mechanism

There is no versioning negotiation mechanism for this case. The values of the field specifying the format are passed in each structure by the sender, and interpreted by the receiver.

1.7.3 Capability Negotiation Mechanisms

This protocol uses the following capability negotiation mechanisms for each of the versioning mechanisms discussed previously.

- Protocol Version numbers as versioning mechanism

- Support for certain **connection types** is optional for a specific protocol version. A **connection initiator** can determine whether the **acceptor** supports these connection types by sending the first message for the connection and determining the acceptor's level of support from the response. If the acceptor rejects the connection with a MTAG_CONNECTION_REQ_DENIED as specified in [\[MS-CMP\]](#) section 2.2.5, the connection type is not supported.

- Support for a message type is never optional for a specific connection type, with one exception: [TXUSER_RESOLVE MTAG_ACCESSDENIED \(section 2.2.8.3.2.1\)](#). However, there is no negotiation process to determine support for this message, and the message is sent by a sender that supports it in all cases.

- Some specific data fields inside certain message types were added in specific protocol versions as additional data fields that appear after the fields that are defined by previous protocol versions. The receivers examine the size of the incoming [MESSAGE_PACKET \(section 2.2.4.1\)](#) structure to determine which additional data fields, if any, were included in the message by the sender.

- Structures with fields containing version numbers as a versioning mechanism

The structures using version numbers as a versioning mechanism do not have any optional elements for a particular version. Therefore, there are no capability negotiation mechanisms associated with them.

- Structures with a field containing a value that identifies the structure format as a versioning mechanism

In this case, the format of the structure is completely determined by the respective format-specifying field. There are no capability negotiation mechanisms associated with these structures.

1.8 Vendor-Extensible Fields

MSDTC Connection Manager: OleTx Transaction Protocol gives vendors the ability to provide implementation-specific **protocol extensions** to the [Core Transaction Manager Facet](#). This protocol provides the following vendor-extensible fields and data elements:

- A protocol extension can augment the default set of **transaction manager facets** that are implemented inside an implementation of the transaction manager role, as specified in section [3.2.1.4](#). A protocol extension provides a set of services, as specified in section [3.2.1.5](#).
- A protocol extension also includes the contribution of **extended whereabouts** information to the Core Transaction Manager Facet, as specified in section [3.2.3](#).
- Each vendor-supplied transaction manager facet has the option to use the local events that are provided by the Core Transaction Manager Facet that is specified in section [3.2.7](#).

1.9 Standards Assignments

This protocol has no standards assignments.

2 Messages

2.1 Transport

This protocol uses implementations of MSDTC Connection Manager: OleTx Transports Protocol as specified in [\[MS-CMPO\]](#), and MSDTC Connection Manager: OleTx Multiplexing Protocol as specified in [\[MS-CMP\]](#), as the transport layer for sending and receiving protocol messages.

2.1.1 Messages, Connections, and Sessions

The layout of each message that is defined by this protocol MUST extend the [MESSAGE_PACKET](#) structure, as specified in section 2.2.4.1. The general mechanisms that are used to send and receive messages are as specified in [\[MS-CMP\]](#) sections 3.1.4.1 and 3.1.7.4.

Each message MUST be sent by using an active [\[MS-CMP\] connection](#) that has been established between an **initiator** and an **acceptor**. The mechanisms that are used to initiate and accept connections are as specified in [\[MS-CMP\]](#) sections 3.1.4.2 and 3.1.5.5.

Each connection MUST be initiated inside an active [\[MS-CMPO\] session](#) that has been established between two **OleTx participants**. The mechanisms that are used to establish sessions are as specified in [\[MS-CMPO\]](#) section 1.3.3.

The session creation is handled by MSDTC Connection Manager: OleTx Multiplexing Protocol, when a new connection is initiated, as specified in [\[MS-CMP\]](#) section 3.1.4.2.

When a new connection is initiated as specified in [\[MS-CMP\]](#) section 3.1.4.2, the OleTx participant MUST provide the following:

- The **Name Object** of the partner computed from implementation-specific configuration (section [2.1.2.3](#)).
- The connection type.
- An Incoming Message Notification Interface object (as specified in [\[MS-CMP\]](#) section 3.1.1.1) with local events (section [3.1.8](#)) to receive incoming message notifications from MSDTC Connection Manager: OleTx Multiplexing Protocol layer.

2.1.2 MS-CMP and MS-CMPO Initialization

In order to establish a transports protocol **session** as specified in [\[MS-CMPO\]](#) Local Partner State (section 3.2.1.1), the following values MUST be provided to the lower-layer multiplexing protocol as specified in [\[MS-CMP\]](#), which initializes the transports protocol with the provided values:

- A security-level value that indicates the requested RPC authentication level. The possible values for this element are specified in [\[MS-CMPO\]](#) section 3.2.1.1. The **Security Level** field ([\[MS-CMPO\]](#) section 3.2.1.1) is initialized with the security-level value.
- The minimum and maximum protocol version values as computed in section [2.1.2.2](#). The **Minimum Level 3 Version Number** and **Maximum Level 3 Version Number** fields ([\[MS-CMPO\]](#) section 3.2.1.1) are initialized with the computed minimum and maximum protocol version values.
- A local Name object that indicates the host name, the **contact identifier**, and the supported RPC network protocols of the local partner **endpoint**. Name objects are specified in [\[MS-CMPO\]](#) section 3.2.1.4. The **Local Name Object** field ([\[MS-CMPO\]](#) section 3.2.1.1) is initialized with the local Name Object value.

If the initialization of the underlying MSDTC Connection Manager: OleTx Multiplexing protocol instance fails as specified in [MS-CMP] section 3.1.3.2, then the implementation-specific failure result MUST be returned to the higher-layer business logic.

2.1.2.1 Computing a Security Level

When an application or resource manager initiates a connection to its **transaction manager**, the application or resource manager MUST use an implementation-specific way to compute the Security Level.

2.1.2.2 Computing Protocol Version Values

The process for computing the minimum and maximum protocol version numbers used in initializing the underlying transport specified in [MS-CMPO] is defined in [Protocol Versioning Details \(section 3.1.4\)](#).

2.1.2.3 Computing a Name Object

The Name object that is used to initiate a **session** is obtained in a variety of ways. This section defines how to obtain the appropriate Name object for several common situations. The specific **transaction** processing roles mentioned in these sections (**applications**, **resource managers**, and **transaction managers**) are defined as specified in section [1.3.3](#).

When an application or resource manager initiates a **connection** to its transaction manager, the application or resource manager MUST use implementation-specific configuration information to compute a Name object that represents the transaction manager:

1. For **pull propagation** of transactions, the source application MUST include the Name object representing its transaction manager in the marshaling information that is sent to the destination application. The [Propagation Token \(section 2.2.5.4\)](#) structure SHOULD be used for marshaling this information.
2. For pull propagation of transactions, the **subordinate transaction manager** (the transaction manager of the destination) MUST communicate its own Name object to the **superior transaction manager** (the source transaction manager) using a CONNTYPE_PARTNERTM_BRANCH connection.
3. For **push propagation** of transactions, the destination application MUST make the Name object that represents its transaction manager available to the source application. The [SWhereabouts \(section 2.2.5.11\)](#) structure SHOULD be used for marshaling this information. Alternatively, the [NAMEOBJECTBLOB \(section 2.2.5.3\)](#) structure MAY be used for the same purpose. <1>
4. For push propagation of transactions, the superior transaction manager MUST communicate its own Name object to the subordinate transaction manager using a [CONNTYPE_PARTNERTM_PROPAGATE \(section 2.2.9.1.1.1\)](#) connection.

2.2 Message Syntax

2.2.1 Protocol Versioning

2.2.1.1 Protocol Version Numbers as a Versioning Mechanism

This protocol has five versions: 1, 2, 4, 5, and 6 (version 3 is reserved and not used). <2> For each version, there is a set of protocol elements that MUST be supported (called version-required elements), a set of optional protocol elements that SHOULD be supported (called version-optional

elements), and a set of protocol elements that MUST NOT be supported. The following sections provide versioning tables that specify the scope of each protocol version with respect to the three mentioned sets.

The tables contain the following values.

Value	Description
Yes	The protocol element MUST be supported in the respective protocol version.
No	The protocol element MUST NOT be supported in the respective protocol version.
Optional	The protocol element SHOULD be supported in the respective protocol version.

2.2.1.1.1 Version-Specific Aspects of Connection Types Relevant to an Application

The following table shows version-specific aspects for **connection types** that are relevant to **applications**. This table includes connection types and messages that are supported on certain versions as well as messages whose size is version specific. If a connection type or message that is relevant to applications is omitted from this table, it is not version specific and MUST be supported on all versions.

Version-specific aspect	V1	V2	V4	V5	V6
Version supports connection type CONNTYPE_TXUSER_BEGIN2 (section 2.2.8.1.2) .	No	Yes	Yes	Yes	Yes
Version supports connection type CONNTYPE_TXUSER_EXTENDEDWHEREABOUTS (section 2.2.8.2.2.1) .	No	No	No	Optional <3>	Optional <4>
Version supports connection type CONNTYPE_TXUSER_GETSECURITYFLAGS (section 2.2.8.4.1) .	No	No	Yes	Yes	Yes
Version supports connection type CONNTYPE_TXUSER_IMPORT2 (section 2.2.8.2.2.5) .	No	Yes	Yes	Yes	Yes
Version supports connection type CONNTYPE_TXUSER_PROMOTE (section 2.2.8.1.3) .	No	No	No	Optional <5>	Optional <6>
Version supports connection type CONNTYPE_TXUSER_SETTXTIMEOUT (section 2.2.8.3.3) .	No	Optional <7>	No	No	No
Version supports connection type CONNTYPE_TXUSER_SETTXTIMEOUT2 (section 2.2.8.3.4) .	No	No	Optional	Optional <8>	Optional <9>
Version supports connection type CONNTYPE_TXUSER_TRACE (section 2.2.8.3.5) .	No	No	Yes	Yes	Yes
Version supports messages TXUSER_EXPORT_MTAG_CREATE2 (section 2.2.8.2.2.2.2) and TXUSER_EXPORT_MTAG_CREATE_NET_TX_DISABLED (section 2.2.8.2.2.4) .	No	No	Yes	Yes	Yes

Version-specific aspect	V1	V2	V4	V5	V6
Version supports message TXUSER_RESOLVE_MTAG_ACCESSDENIED (section 2.2.8.3.2.1) .	No	No	Optional <10>	Yes	Yes
The SourceTmAddress field is described by the structure NAMEOBJECTBLOB (section 2.2.5.3) in message TXUSER_ASSOCIATE_MTAG_ASSOCIATE (section 2.2.8.2.1.1.1) .	Yes	No	No	No	No
The SourceTmAddress field is described by the structure OLETX_TM_ADDR (section 2.2.4.2) in message TXUSER_ASSOCIATE_MTAG_ASSOCIATE (section 2.2.8.2.1.1.1).	No	Yes	Yes	Yes	Yes
The SourceTmAddress field is described by the structure NAMEOBJECTBLOB (section 2.2.5.3) in message TXUSER_EXPORT_MTAG_CREATE (section 2.2.8.2.2.1) .	Yes	No	No	No	No
The SourceTmAddress field is described by the structure OLETX_TM_ADDR (section 2.2.4.2) in message TXUSER_EXPORT_MTAG_CREATE (section 2.2.8.2.2.1).	No	Yes	Yes	Yes	Yes
The grfNetworkDtcAccess field of the TXUSER_GETSECURITYFLAGS_MTAG_FETCHED message supports (uses) the following DTCADVCONFIG bits: DTCADVCONFIG_NETWORKDTCACCESS_ENABLE DTCADVCONFIG_NETWORKDTCACCESS_ADMIN DTCADVCONFIG_NETWORKDTCACCESS_TX DTCADVCONFIG_NETWORKDTCACCESS_CLIENTS DTCADVCONFIG_NETWORKDTCACCESS_TIP	No	No	Yes	Yes	Yes
The grfNetworkDtcAccess field of the TXUSER_GETSECURITYFLAGS_MTAG_FETCHED message supports (uses) the following DTCADVCONFIG bits: DTCADVCONFIG_INBOUNDNETWORK_TX DTCADVCONFIG_OUTBOUNDNETWORK_TX DTCADVCONFIG_SECURITYLEVEL_NOSECURITY DTCADVCONFIG_SECURITYLEVEL_AUTHENTICATEDONLY DTCADVCONFIG_SECURITYLEVEL_MUTUALAUTH	No	No	No	Yes	Yes
The grfOptions field of the TXUSER_GETSECURITYFLAGS_MTAG_FETCHED message supports (uses) the following DTCADVCONFIG_OPTIONS bits: DTCADVCONFIG_OPTIONS_LUTRANSACTIONS_DISABLE	No	No	No	No	Yes
The guidSignature field in the STxInfo structure present in propagation-related messages uses a reserved GUID with the binary value representation of {2adb4463-bd41-11d0-b12e-00c04fc2f3ef}. A GUID ([MS-DTYP] section 2.3.4.2) in this protocol is a 16-byte structure that is a unique identifier for an object.	No	Yes	Yes	Yes	Yes
The STxInfo structure supports versioning based on its guidSignature field.	No	Yes	Yes	Yes	Yes
Version supports connection type CONNTYPE_TXUSER_EXPORT2	No	No	No	No	Yes
Version supports message	No	No	No	No	Yes

Version-specific aspect	V1	V2	V4	V5	V6
TXUSER_EXPORT_MTAG_EXPORT_COMM_FAILED					

2.2.1.1.2 Version-Specific Aspects of Connection Types Relevant to a Transaction Manager

The following table shows version-specific aspects for **connection types** that are relevant to **transaction managers**. This table includes connection types and messages that are supported on certain versions as well as messages whose size is version specific. If a connection type or message that is relevant to transaction managers is omitted from this table, it is not version specific and **MUST** be supported on all versions.

Version-specific aspect	V1	V2	V4	V5	V6
PARTNERTM_PROPAGATE_MTAG_PHASE0 , PARTNERTM_PROPAGATE_MTAG_PHASE0COMPLETE , PARTNERTM_PROPAGATE_MTAG_PHASE0REGISTER , PARTNERTM_PROPAGATE_MTAG_PHASE0REGISTERED , and PARTNERTM_PROPAGATE_MTAG_PHASE0REGISTRATIONREJECTED	No	Yes	Yes	Yes	Yes

2.2.1.1.3 Version-Specific Aspects of Connection Types Relevant to a Resource Manager

The following table shows version-specific aspects for **connection types** that are relevant to **resource managers**. These include connection types and messages that are supported on certain MSDTC Connection Manager: OleTx Multiplexing Protocol versions as well as messages whose size is version specific. If a connection type or message that is relevant to resource managers is omitted from this table, then it is not version specific and **MUST** be supported on all versions.

Version-specific aspect	V1	V2	V4	V5	V6
Version supports connection type CONNTYPE_TXUSER_PHASE0 .	No	Yes	Yes	Yes	Yes
Version supports connection type CONNTYPE_TXUSER_RESOURCEMANAGERINTERNAL .	No	No	No	Optional< 11 >	Optional< 12 >

2.2.2 Structures with Fields Containing Version Numbers as Versioning Mechanism

Currently, only one structure has fields that specify the version (and therefore the format) of the structure.

Structure	Fields containing version numbers
Propagation Token	dwVersionMin dwVersionMax

2.2.3 Structures with a Format-Specifying Field as Versioning Mechanism

The following table contains the structures that have a field whose value indicates the format of the structure.

Structure	Format-specifying field
STmToTmProtocol	tmprotDescribed
STxInfo	guidSignature

2.2.4 Common Structures

2.2.4.1 MESSAGE_PACKET

The MESSAGE_PACKET structure defines the initial message fields that are contained by all **message tags (MTAGs)** in this protocol, as specified in [\[MS-CMP\]](#) section 2.2.2.

0	1	2	3	4	5	6	7	8	9	10	11	12	13	14	15	16	17	18	19	20	21	22	23	24	25	26	27	28	29	30	31
MsgTag																															
fIsMaster																															
dwConnectionId																															
dwUserMsgType																															
dwcbVarLenData																															
dwReserved1																															

MsgTag (4 bytes): A 4-byte integer value that describes the OLE **transaction** message type. For all uses in this document, this value MUST be 0x00000FFF, which indicates MTAG_USER_MESSAGE, as specified in [\[MS-CMP\]](#) section 2.2.8.

fIsMaster (4 bytes): A 4-byte value indicating the direction of the message in the conversation.

This value MUST be one of the following values.

Value	Meaning
0x00000000	The message is sent by the party that accepted the connection .
0x00000001	The message is sent by the party that initiated the connection.

dwConnectionId (4 bytes): A 4-byte integer value that MUST contain the unique identifier for the associated connection.

dwUserMsgType (4 bytes): This field contains the message type identifier. Each MTAG that is defined in this section MUST specify a distinct value for this field for a specified **connection type**.

dwcbVarLenData (4 bytes): An unsigned 4-byte integer value that MUST contain the size, in bytes, of the message buffer that contains the MESSAGE_PACKET structure, minus the size, in bytes, of the MESSAGE_PACKET structure itself.

dwReserved1 (4 bytes): Reserved. This value MAY be set to any implementation-specific value and MUST be ignored on receipt. <13>

2.2.4.2 OLETX_TM_ADDR

The OLETX_TM_ADDR structure is used to represent the address of a **transaction manager**.

0	1	2	3	4	5	6	7	8	9	10	11	12	13	14	15	16	17	18	19	20	21	22	23	24	25	26	27	28	29	30	31
guidSignature (16 bytes)																															
...																															
...																															
guidEndpoint (16 bytes)																															
...																															
...																															
grbComProtsSupported																															
wszHostName (variable)																															
...																															

guidSignature (16 bytes): This field contains a signature value for this structure. The value MUST be the binary representation of the **GUID** {DC85CB48-D8A5-11d2-828B-00805F0DF75A}.

guidEndpoint (16 bytes): This field MUST contain a GUID that specifies the **contact identifier** of the transaction manager.

grbComProtsSupported (4 bytes): Indicates the RPC transports for which the transaction manager is listening. The value MUST be the result of the bitwise OR combination of one or more flags as specified in [\[MS-CMPO\]](#) section 2.2.4.

wszHostName (variable): This field MUST contain a null-terminated, little-endian UTF-16 encoded string that specifies the NetBIOS host name of the transaction manager. This field MUST NOT contain a **Unicode** byte-order-mark (BOM) character. The length of this field MUST be 2 to 32 bytes, inclusive. For details about Unicode and character sets, see [\[MSDN-ANSI\]](#).

For specific information on NetBIOS, see [\[NETBEUI\]](#), [\[RFC1001\]](#), and [\[RFC1002\]](#).

2.2.4.3 OLETX_VARLEN_STRING

The OLETX_VARLEN_STRING structure is used to represent a byte-counted variable-length string.

0	1	2	3	4	5	6	7	8	9	1	0	1	2	3	4	5	6	7	8	9	2	0	1	2	3	4	5	6	7	8	9	3	0	1
cbLength																																		
szString (variable)																																		
...																																		

cbLength (4 bytes): An unsigned integer that MUST contain the number of bytes in the **szString** field.

szString (variable): A Latin-1 string as specified in [\[ISO/IEC-8859-1\]](#) without a final null-terminating character. This field MUST be **cbLength** bytes in length. If **cbLength** is zero, this field MUST NOT be present.

2.2.5 Transaction Propagation Structures

2.2.5.1 Associate_Msg_Version2

The Associate_Msg_Version2 structure contains the NetBIOS host name of a **transaction manager**.

0	1	2	3	4	5	6	7	8	9	1	0	1	2	3	4	5	6	7	8	9	2	0	1	2	3	4	5	6	7	8	9	3	0	1
cbHostNameW																																		
wszHostName (variable)																																		
...																																		

cbHostNameW (4 bytes): The size, in bytes, of **wszHostName**, including the null terminator. The value of this field MUST be in the range 2 to 32 bytes, inclusive.

wszHostName (variable): A null-terminated, little-endian UTF-16 encoded string that contains a NetBIOS host name. This string MUST have the length that is specified by **cbHostNameW** and MUST NOT contain a **Unicode** BOM character.

2.2.5.2 Associate_Msg_Version3

The Associate_Msg_Version3 structure contains information about the **transaction** protocol support of a **transaction manager**.[<14>](#)

0	1	2	3	4	5	6	7	8	9	1	0	1	2	3	4	5	6	7	8	9	2	0	1	2	3	4	5	6	7	8	9	3	0	1
fNetworkTxEnabled																																		
fTipEnabled																																		
cbTipTmUrl																																		
szTipTmUrl (variable)																																		

...

fNetworkTxEnabled (4 bytes): This field indicates if network access is enabled or disabled on the transaction manager. If network access is disabled, this field MUST be set to zero. If network access is enabled, this field MUST be set to a nonzero value.

fTipEnabled (4 bytes): This field indicates if the transaction Internet Protocol (TIP) is enabled or disabled on the transaction manager, as specified in [RFC2371]. If TIP is disabled, this field MUST be set to zero. If TIP is enabled, this field MUST be set to a nonzero value. For more information about the TIP protocol, see [RFC2371] for details.

cbTipTmUrl (4 bytes): This field MUST contain the size, in bytes, of **szTipTmUrl**, including the null terminator. The value of this field MUST be greater than or equal to 0.

szTipTmUrl (variable): A null-terminated Latin-1 ANSI string, as specified in [ISO/IEC-8859-1], that MUST contain the URL of the TIP transaction manager on the node that created this propagation token. If cbTipTmUrl is zero, this field MUST NOT be present. Otherwise, this field MUST have the length specified by **cbTipTmUrl**.

2.2.5.3 NAMEOBJECTBLOB

The NAMEOBJECTBLOB structure contains information to identify and locate a **transaction manager**.

0	1	2	3	4	5	6	7	8	9	0	1	2	3	4	5	6	7	8	9	0	1	2	3	4	5	6	7	8	9	0	1
szGuid (40 bytes)																															
...																															
...																															
dwcbHostName																															
dwReserved1																															
grbComProtsSupported																															
szHostName (variable)																															
...																															

szGuid (40 bytes): A fixed-size array containing a null-terminated Latin-1 ANSI string, as specified in [ISO/IEC-8859-1], that contains a **GUID** that is formatted into a string, as specified in [C706], Appendix A, UUID. This string MUST identify the **contact identifier** for the transaction manager instance that is located at the node that is identified by the host name. Storage after the initial null MUST be ignored on receipt.

dwcbHostName (4 bytes): This field MUST contain the size, in bytes, of the **szHostName** field, including the null terminator. The value of this field MUST be in the range 1 to 16, inclusive.

dwReserved1 (4 bytes): Reserved. This field MUST be set to an implementation-specific value and MUST be ignored on receipt. The default value of this field is 0xCD64CD64.<15>

grbComProtsSupported (4 bytes): Indicates which RPC transports the transaction manager is able to use to communicate. The value MUST be the result of a bitwise OR operation of one or more flags, as specified in [MS-CMPO]. The COM_PROTOCOL data type is implemented as specified in [MS-CMPO] section 2.2.4.

szHostName (variable): A null-terminated Latin-1 ANSI string, as specified in [ISO/IEC-8859-1], that MUST specify the host name of the transaction manager instance. It MUST have the length specified by **dwcbHostName**.

2.2.5.4 Propagation-Token

The Propagation Token structure is used for performing pull-based **transaction propagation**. This structure contains information about a **transaction** and about a **superior transaction manager** that is available for use by **participants** to enlist on the transaction.

0	1	2	3	4	5	6	7	8	9	0	1	2	3	4	5	6	7	8	9	0	1	2	3	4	5	6	7	8	9	0	1
dwVersionMin																															
dwVersionMax																															
guidTx (16 bytes)																															
...																															
...																															
isoLevel																															
isoFlags																															
cbSourceTmAddr																															
szDesc (40 bytes)																															
...																															
...																															
NameObject (variable)																															
...																															
AssociateMsgVersion2 (variable)																															
...																															
AssociateMsgVersion3 (variable)																															
...																															

dwVersionMin (4 bytes): The minimum version of the transaction information structure that accompanies the Propagation Token. The value MUST be set to 1.

dwVersionMax (4 bytes): The maximum version of the transaction information structure that accompanies the Propagation Token. The value MUST be 1, 2, or 3. <16>

guidTx (16 bytes): This field MUST contain a **GUID** that specifies the **transaction identifier**.

isoLevel (4 bytes): The isolation level of the transaction. This field MUST contain one value from the [OLETX_ISOLATION_LEVEL](#) enumeration.

isoFlags (4 bytes): The isolation flags for the transaction. This field MUST contain the result of a bitwise OR operation of zero or more [OLETX_ISOLATION_FLAGS](#) flags, as specified in section 2.2.6.8.

cbSourceTmAddr (4 bytes): This field MUST contain the total size, in bytes, of the space that is used by the **NameObject**, **AssociateMsgVersion2**, and **AssociateMsgVersion3** fields.

szDesc (40 bytes): The description of the transaction, as a fixed-size array of 40 bytes containing a null-terminated Latin-1 ANSI string, as specified in [\[ISO/IEC-8859-1\]](#). This field MUST be set to an implementation-specific value. Any bytes that follow the first null-terminator character SHOULD be ignored on receipt.

NameObject (variable): This field MUST be a [NAMEOBJECTBLOB](#) structure that contains contact information about the **transaction manager** that is referenced by the Propagation Token.

AssociateMsgVersion2 (variable): This field MUST be an [Associate Msg Version2](#) structure that contains the NetBIOS host name for the transaction manager that is referenced by the Propagation Token. If **dwVersionMax** is 1, then this field MUST NOT be present; otherwise, it MUST be present. If this field is present, the contents MUST override the **szHostName** value in the **NameObject** field.

AssociateMsgVersion3 (variable): This field MUST be an [Associate Msg Version3](#) structure that contains information about the transaction protocol support for the transaction manager that is referenced by the Propagation Token. If **dwVersionMax** is 3, then this field MUST be present; otherwise, it MUST NOT be present.

2.2.5.5 SDtcCmEndpointInfoV1

The SDtcCmEndpointInfoV1 structure contains data used to connect to a **transaction manager** that supports the **OleTx** protocol.

0	1	2	3	4	5	6	7	8	9	10	11	12	13	14	15	16	17	18	19	20	21	22	23	24	25	26	27	28	29	30	31
comprotSupported																															
guidEndpointID (16 bytes)																															
...																															
...																															
szHostname (variable)																															
...																															

comprotSupported (4 bytes): Indicates which RPC transports the transaction manager supports for communication. The value MUST be the result of the bitwise OR combination of one or more flags as specified in [\[MS-CMPO\]](#). The COM_PROTOCOL data type is implemented as specified in [\[MS-CMPO\]](#) section 2.2.4.

guidEndpointID (16 bytes): This field MUST be a **GUID** that specifies the **contact identifier** of the transaction manager.

szHostname (variable): A null-terminated Latin-1 ANSI character string, as specified in [\[ISO/IEC-8859-1\]](#), that MUST specify the host name for the transaction manager **endpoint**. This field MUST be between 1 and 16 bytes in length, inclusive.

2.2.5.6 SDtcCmEndpointInfoV2

The SDtcCmEndpointInfoV2 structure contains extended information that is used, along with the contents of the [SDtcCmEndpointInfoV1 \(section 2.2.5.5\)](#) structure, to connect to a **transaction manager** that supports the **OleTx** protocol.

0	1	2	3	4	5	6	7	8	9	10	11	12	13	14	15	16	17	18	19	20	21	22	23	24	25	26	27	28	29	30	31
wszHostname (variable)																															
...																															

wszHostname (variable): A null-terminated little-endian UTF-16 character string that specifies the NetBIOS host name for the transaction manager **endpoint**. This field MUST be between 2 and 32 bytes in length, inclusive, and MUST NOT contain a **Unicode** BOM character.

2.2.5.7 SOleTxInfoForTip

The SOleTxInfoForTip structure contains data that is specific to the Transaction Internet Protocol (TIP) for an exported **transaction**.

0	1	2	3	4	5	6	7	8	9	10	11	12	13	14	15	16	17	18	19	20	21	22	23	24	25	26	27	28	29	30	31
szDescription (40 bytes)																															
...																															
...																															
isoLevel																															
isoFlags																															
szTipTmUrl (variable)																															
...																															

szDescription (40 bytes): See the **szDesc** field in [Propagation Token \(section 2.2.5.4\)](#) for details.

isoLevel (4 bytes): The isolation level of the transaction. The value MUST be one as specified in the OLETX_ISOLATION_LEVEL (section 2.2.6.9) enumeration.

isoFlags (4 bytes): The isolation flags for the transaction. The value MUST be a legal combination of values from the OLETX_ISOLATION_FLAGS (section 2.2.6.8) enumeration.

szTipTmUrl (variable): A null-terminated Latin-1 ANSI string, as specified in [ISO/IEC-8859-1], that MUST specify the TIP URL of the **transaction manager**, as specified in [RFC2371].

2.2.5.8 SExtendedEndpointInfo

The SExtendedEndpointInfo packet contains data to represent **endpoint** information that is available for use to connect to a **protocol extension** that is hosted by a **transaction manager**. This structure does not specify its own length. Therefore, it MUST be used in a context that specifies the actual length.

0	1	2	3	4	5	6	7	8	9	10	11	12	13	14	15	16	17	18	19	20	21	22	23	24	25	26	27	28	29	30	31
guidProtocolExtension (16 bytes)																															
...																															
...																															
rgbProtocolExtensionData (variable)																															
...																															

guidProtocolExtension (16 bytes): This field MUST contain a **GUID** that specifies the protocol extension that contributed this extended endpoint information.

rgbProtocolExtensionData (variable): This field MUST contain data that is contributed by a protocol extension that represents protocol extension-specific endpoint information. The format and size of this data is specific to the respective extension protocol. This data MUST NOT be interpreted by an **application** or other **transaction participant** unless it recognizes the **guidProtocolExtension** field.

2.2.5.9 STmToTmProtocol

The STmToTmProtocol structure contains protocol-specific endpoint information for the **transaction manager**.

0	1	2	3	4	5	6	7	8	9	10	11	12	13	14	15	16	17	18	19	20	21	22	23	24	25	26	27	28	29	30	31
tmprotDescribed																															
cbTmProtocolData																															
rgbTmProtocolData (variable)																															
...																															

tmprotDescribed (4 bytes): This field specifies the type of transaction manager-to-transaction manager protocol-specific data for this **transaction**. This MUST be one of the values specified in TM_Protocol (section 2.2.6.2). <17>

cbTmProtocolData (4 bytes): This field MUST specify the length, in bytes, of the **rgbTmProtocolData** field.

rgbTmProtocolData (variable): The transaction manager protocol-specific data for this transaction. If the **cbTmProtocolData** field is 0x00000000, this field MUST NOT be present. Otherwise, the format of this field depends on the value of the **tmprotDescribed** field, which MUST be one of the following values.

tmprotDescribed name/value	Meaning
TmProtocolMsdtcV1 0x00000002	This field MUST contain an SDtcCmEndpointInfoV1 (section 2.2.5.5) structure that contains data that is used to connect to an OleTx transaction manager. The cbTmProtocolData field MUST be at least 21.
TmProtocolMsdtcV2 0x00000003	This field MUST contain an SDtcCmEndpointInfoV2 (section 2.2.5.6) structure that contains additional data that is used to connect to an OleTx transaction manager. The cbTmProtocolData field MUST be at least 2.
TmProtocolExtended 0x00000004	This field MUST contain an SExtendedEndpointInfo (section 2.2.5.8) structure for an extension protocol. The cbTmProtocolData field MUST be at least 16.

2.2.5.10 STxInfo

The STxInfo structure represents an exported **transaction** during push-based **transaction propagation**. The information in this structure is passed to a **transaction manager** in order to import a transaction.

0	1	2	3	4	5	6	7	8	9	10	11	12	13	14	15	16	17	18	19	20	21	22	23	24	25	26	27	28	29	30	31
guidSignature (16 bytes)																															
...																															
...																															
uowTx (16 bytes, optional)																															
...																															
...																															
tmprotUsed (optional)																															
cbProtocolSpecificTxInfo (optional)																															
protocolSpecificTxInfo (variable)																															

...

guidSignature (16 bytes): This field MUST be a **GUID** that either specifies the **transaction identifier** or specifies a signature value that indicates that the fields following this field are present in the structure. If the field contains the binary value representation of the GUID {2adb4463-bd41-11d0-b12e-00c04fc2f3ef}, the fields **uowTx**, **tmprotUsed**, and **cbProtocolSpecificTxInfo** MUST be present. For all other values, this field MUST specify the GUID of the transaction to be imported, and all other fields MUST NOT be present. This field MUST be set to the binary value representation of the GUID {2adb4463-bd41-11d0-b12e-00c04fc2f3ef} or to the GUID of the transaction based on the protocol version as specified in section [2.2.1.1.1](#).

uowTx (16 bytes): If present, this field MUST be a GUID that specifies the transaction identifier.

tmprotUsed (4 bytes): If present, this field MUST specify the format of the data in the **protocolSpecificTxInfo** field. The value MUST be one that is as specified in **TM_PROTOCOL** (section [2.2.6.2](#)).

cbProtocolSpecificTxInfo (4 bytes): If present, this field MUST contain the size of the protocol-specific data. This value MUST be zero, unless **tmprotUsed** contains the value TmProtocolTip, in which case the value MUST be determined by adding the size of the [SOleTxInfoForTip](#) (section [2.2.5.7](#)) structure and the size, in bytes, of the **szTipTmUrl** field in the SOleTxInfoForTip structure, including the null terminator.

protocolSpecificTxInfo (variable): If present, this field MUST contain a SOleTxInfoForTip (section [2.2.5.7](#)) structure. If the **cbProtocolSpecificTxInfo** field is present and has a nonzero value, this field MUST be present. Otherwise, this field MUST not be present.

2.2.5.11 SWhereabouts

The SWhereabouts structure describes the location of a **transaction manager** and the protocols that MUST be used to contact it.

0	1	2	3	4	5	6	7	8	9	10	11	12	13	14	15	16	17	18	19	20	21	22	23	24	25	26	27	28	29	30	31
guidSignature (16 bytes)																															
...																															
...																															
cTmToTmProtocols																															
rgtmprotUsableList (variable)																															
...																															

guidSignature (16 bytes): This field contains a signature value for this structure. The value MUST be the binary representation of the **GUID** {2adb4462-bd41-11d0-b12e-00c04fc2f3ef}.

cTmToTmProtocols (4 bytes): This field MUST contain the number of [STmToTmProtocol](#) (section [2.2.5.9](#)) structures present in the **rgtmprotUsableList** field. This value MUST be at least 1.

rgtmprotUsableList (variable): This field MUST contain an unordered list of STmToTmProtocol structures with protocol-specific **connection** information for this transaction manager. Each entry

MUST be aligned on a 4-byte boundary by padding with arbitrary values that MUST be ignored on receipt. A list that contains an STmToTmProtocol structure with a **tmprotDescribed** value of TmProtocolMsdtcV2 MUST also contain an STmToTmProtocol structure with a **tmprotDescribed** value of TmProtocolMsdtcV1. In this case, the **wszHostName** value in the [SDtcCmEndpointV2](#) structure MUST be used in place of the **szHostName** value in the [SDtcCmEndpointV1](#) structure.

2.2.6 Transaction Enumerations

2.2.6.1 Connection Types

The CONNTYPE enumeration defines the connection types that are used by MSDTC Connection Manager: OleTx Multiplexing Protocol Specification.

```
typedef enum
{
    CONNTYPE_TXUSER_BEGINNER = 0x00000001,
    CONNTYPE_TXUSER_IMPORT = 0x00000002,
    CONNTYPE_TXUSER_ENLISTMENT = 0x00000003,
    CONNTYPE_TXUSER_EXPORT = 0x00000004,
    CONNTYPE_TXUSER_RESOURCEMANAGER = 0x00000005,
    CONNTYPE_TXUSER_REENLIST = 0x00000006,
    CONNTYPE_TXUSER_RESOLVE = 0x00000007,
    CONNTYPE_TXUSER_VOTER = 0x00000009,
    CONNTYPE_TXUSER_ASSOCIATE = 0x00000011,
    CONNTYPE_TXUSER_GETTXDETAILS = 0x00000022,
    CONNTYPE_TXUSER_PHASE0 = 0x00000024,
    CONNTYPE_TXUSER_BEGIN2 = 0x00000028,
    CONNTYPE_TXUSER_IMPORT2 = 0x00000033,
    CONNTYPE_TXUSER_GETSECURITYFLAGS = 0x00000035,
    CONNTYPE_TXUSER_TRACE = 0x00000036,
    CONNTYPE_TXUSER_SETTXTIMEOUT = 0x00000037,
    CONNTYPE_TXUSER_SETTXTIMEOUT2 = 0x00000038,
    CONNTYPE_TXUSER_PROMOTE = 0x00000039,
    CONNTYPE_TXUSER_EXTENDEDWHEREABOUTS = 0x0000003D,
    CONNTYPE_TXUSER_RESOURCEMANAGERINTERNAL = 0x00000046,
    CONNTYPE_TXUSER_EXPORT2 = 0x00000048,
    CONNTYPE_PARTNERTM_PROPAGATE = 0x00000101,
    CONNTYPE_PARTNERTM_REDELIVERCOMMIT = 0x00000102,
    CONNTYPE_PARTNERTM_CHECKABORT = 0x00000103,
    CONNTYPE_PARTNERTM_BRANCH = 0x00000104
} CONNTYPE;
```

CONNTYPE_TXUSER_BEGINNER: This **connection type** is used by **applications** that begin, commit, and roll back **transactions**.

CONNTYPE_TXUSER_IMPORT: This connection type is used by a destination application to complete a **push propagation** that is initiated by a source application.

CONNTYPE_TXUSER_ENLISTMENT: This connection type is used by a **durable resource manager** to establish an **enlistment** with its **transaction manager**.

CONNTYPE_TXUSER_EXPORT: This connection type is used by a source application to initiate a push propagation to a destination application.

CONNTYPE_TXUSER_RESOURCEMANAGER: This connection type is used by a durable resource manager to register with its transaction manager.

CONNTYPE_TXUSER_REENLIST: This connection type is used by a durable resource manager to determine the **outcome** of an [In Doubt](#) transaction.

CONNTYPE_TXUSER_RESOLVE: This connection type is used by an application either to manually resolve the outcome of an In Doubt transaction or to cause its transaction manager to forget a transaction that is in the [Failed to Notify](#) state.

CONNTYPE_TXUSER_VOTER: This connection type is used by a **volatile resource manager** to establish a **voter enlistment** with its transaction manager.

CONNTYPE_TXUSER_ASSOCIATE: This connection type is used by a destination application to complete the **pull propagation** of a transaction from a source application.

CONNTYPE_TXUSER_GETTXDETAILS: This connection type is used by an application to retrieve details about a transaction from its transaction manager.

CONNTYPE_TXUSER_PHASE0: This connection type is used by a **resource manager** to enlist for **Phase Zero** notifications from its transaction manager.

CONNTYPE_TXUSER_BEGIN2: This connection type is used by an application to begin, commit, or roll back a transaction or to change the time-out of a transaction. This connection type supersedes [CONNTYPE_TXUSER_BEGINNER](#) and [CONNTYPE_TXUSER_SETTXTIMEOUT2](#).

CONNTYPE_TXUSER_IMPORT2: This connection type is used by a destination application to complete a [Push Propagation](#) that is initiated by a source application. This connection type supersedes [CONNTYPE_TXUSER_IMPORT](#).

CONNTYPE_TXUSER_GETSECURITYFLAGS: This connection type is used by an application to obtain the security configuration of its transaction manager.

CONNTYPE_TXUSER_TRACE: This connection type is used by an application to ask its transaction manager to trace the status of a transaction by using an implementation-specific mechanism.

CONNTYPE_TXUSER_SETTXTIMEOUT: This connection type is used by an application to modify the time-out of a transaction.

CONNTYPE_TXUSER_SETTXTIMEOUT2: This connection type is used by an application to query the transaction manager's support for modifying the time-out of a transaction.

CONNTYPE_TXUSER_PROMOTE: This connection type is used by an application to:

- Begin a transaction using an application-specified transaction identity
- Commit or **rollback** a transaction
- Change the time-out of a transaction

This connection type supersedes [CONNTYPE_TXUSER_SETTXTIMEOUT2](#).

CONNTYPE_TXUSER_EXTENDEDWHEREABOUTS: This connection type is used by an application to obtain **Extended Whereabouts** from its transaction manager.

CONNTYPE_TXUSER_RESOURCEMANAGERINTERNAL: This connection type is used by a durable resource manager to register with a transaction manager and to detect duplicate registrations. This connection type supersedes [CONNTYPE_TXUSER_RESOURCEMANAGER](#).

CONNTYPE_TXUSER_EXPORT2: This connection type is used by a source application to initiate a push propagation to a destination application. This connection type supersedes [CONNTYPE_TXUSER_EXPORT](#).

CONNTYPE_PARTNERTM_PROPAGATE: This connection type is used by a **superior transaction manager** to do a push propagation of a transaction to its **subordinate transaction manager** and to execute the **Two-Phase Commit** Protocol.

CONNTYPE_PARTNERTM_REDELIVERCOMMIT: This connection type is used by a superior transaction manager to redeliver a Commit notification for a transaction to its subordinate transaction manager.

CONNTYPE_PARTNERTM_CHECKABORT: This connection type is used by a subordinate transaction manager to query the outcome of a transaction from its superior transaction manager.

CONNTYPE_PARTNERTM_BRANCH: A subordinate transaction manager uses this connection type to register a new subordinate enlistment with a superior transaction manager.

2.2.6.2 TM_Protocol

The TM_PROTOCOL enumeration defines types of **transaction manager**-to-transaction manager protocols that are available for use.

```
typedef enum
{
    TmProtocolNone = 0,
    TmProtocolTip = 1,
    TmProtocolMsdtcV1 = 2,
    TmProtocolMsdtcV2 = 3,
    TmProtocolExtended = 4
} TM_PROTOCOL;
```

TmProtocolNone: No transaction manager-to-transaction manager protocol is available.

TmProtocolTip: The Transaction Internet Protocol (TIP) protocol is available.

TmProtocolMsdtcV1: The **OleTx** protocol is available with information contained in [SDtcCmEndpointInfoV1](#) structure.

TmProtocolMsdtcV2: The OleTx protocol is available with extended information contained in [SDtcCmEndpointInfoV2](#) structure along with SDtcCmEndpointInfoV1 structure.

TmProtocolExtended: An extension protocol is available.

2.2.6.3 TXUSER_ENLISTMENT_PREPAREREQDONE_RESPONSE

The TXUSER_ENLISTMENT_PREPAREREQDONE_RESPONSE enumeration defines the status values for a prepare request from a subordinate **resource manager**.

```
typedef enum
{
    TXUSER_ENLISTMENT_PREPAREREQDONE_OK = 0,
    TXUSER_ENLISTMENT_PREPAREREQDONE_ABORT = 1,
    TXUSER_ENLISTMENT_PREPAREREQDONE_READONLY = 2,
    TXUSER_ENLISTMENT_PREPAREREQDONE_SINGLEPHASE_COMMIT = 3
} TXUSER_ENLISTMENT_PREPAREREQDONE_RESPONSE;
```

TXUSER_ENLISTMENT_PREPAREREQDONE_OK: The prepare request was successful, and the **enlistment** requires the **transaction outcome**.

TXUSER_ENLISTMENT_PREPAREREQDONE_ABORT: The prepare request was unsuccessful, and the transaction MUST be aborted.

TXUSER_ENLISTMENT_PREPAREREQDONE_READONLY: The request to prepare the transaction for commitment was successful, and no further involvement in the transaction is required.

TXUSER_ENLISTMENT_PREPAREREQDONE_SINGLEPHASE_COMMIT: The sender chose the **single-phase commit** option and committed the transaction.

2.2.6.4 PARTNERTM_PROPAGATE_PREPAREREQDONE_RESPONSE

The PARTNERTM_PROPAGATE_PREPAREREQDONE_RESPONSE enumeration defines the status values for a prepare request from a **subordinate transaction manager**.

```
typedef enum
{
    PARTNERTM_PROPAGATE_PREPAREREQDONE_OK = 0,
    PARTNERTM_PROPAGATE_PREPAREREQDONE_ABORT = 1,
    PARTNERTM_PROPAGATE_PREPAREREQDONE_READ_ONLY = 2,
    PARTNERTM_PROPAGATE_PREPAREREQDONE_SINGLEPHASE_COMMIT = 3,
    PARTNERTM_PROPAGATE_PREPAREREQDONE_SINGLEPHASE_INDOUBT = 4
} PARTNERTM_PROPAGATE_PREPAREREQDONE_RESPONSE;
```

PARTNERTM_PROPAGATE_PREPAREREQDONE_OK: The prepare request was successful, and the **enlistment** requires the **transaction outcome**.

PARTNERTM_PROPAGATE_PREPAREREQDONE_ABORT: The prepare request was unsuccessful, and the transaction MUST be aborted.

PARTNERTM_PROPAGATE_PREPAREREQDONE_READ_ONLY: The request to prepare the transaction for commitment was successful, and no further involvement in the transaction is required.

PARTNERTM_PROPAGATE_PREPAREREQDONE_SINGLEPHASE_COMMIT: The sender chose the **single-phase commit** option and committed the transaction.

PARTNERTM_PROPAGATE_PREPAREREQDONE_SINGLEPHASE_INDOUBT: The prepare request was unsuccessful, and the transaction outcome is no longer determinable.

2.2.6.5 TXUSER_VOTER_VOTERREQDONE_RESPONSE

The TXUSER_VOTER_VOTERREQDONE_RESPONSE enumeration defines the status values for a prepare request from a subordinate **resource manager**.

```
typedef enum
{
    TXUSER_VOTER_VOTERREQDONE_OK = 0,
    TXUSER_VOTER_VOTERREQDONE_OK_NONOTIFY = 1,
    TXUSER_VOTER_VOTERREQDONE_ABORT = 2
} TXUSER_VOTER_VOTERREQDONE_RESPONSE;
```

TXUSER_VOTER_VOTERREQDONE_OK: The prepare request was successful, and the **voter** requires the **transaction outcome**.

TXUSER_VOTER_VOTERREQDONE_OK_NONOTIFY: The prepare request was successful, and the voter does not require the transaction outcome.

TXUSER_VOTER_VOTERREQDONE_ABORT: The prepare request was unsuccessful, and the transaction MUST be aborted.

2.2.6.6 TRUN_TXBEGIN_ERRORS

The TRUN_TXBEGIN_ERRORS enumeration defines the completion status values for requests from an **application** to perform the following steps in a **transaction**: begin, set time-out, commit, or abort a transaction.

```
typedef enum
{
    TRUN_TXBEGIN_ERROR_NO_MEM = 1,
    TRUN_TXBEGIN_ERROR_BEGIN_LOG_FULL = 20,
    TRUN_TXBEGIN_ERROR_NOTIFY_ABORTED = 30,
    TRUN_TXBEGIN_ERROR_NOTIFY_COMMITTED = 31,
    TRUN_TXBEGIN_ERROR_NOTIFY_INDOUBT = 32,
    TRUN_TXBEGIN_ERROR_DUPLICATE_GUID = 33
} TRUN_TXBEGIN_ERRORS;
```

TRUN_TXBEGIN_ERROR_NO_MEM: There was insufficient memory to allocate the data structures necessary to create the new transaction.

TRUN_TXBEGIN_ERROR_BEGIN_LOG_FULL: There was insufficient space in the **transaction manager** log to accommodate a new transaction.

TRUN_TXBEGIN_ERROR_NOTIFY_ABORTED: The transaction has aborted.

TRUN_TXBEGIN_ERROR_NOTIFY_COMMITTED: The transaction has committed.

TRUN_TXBEGIN_ERROR_NOTIFY_INDOUBT: The transaction has completed, but the **outcome** is no longer determinable. This occurs if the transaction manager delegated the commit decision to a subordinate through the **single-phase commit** protocol and if the **connection** to that subordinate terminated before the result could be reported.

TRUN_TXBEGIN_ERROR_DUPLICATE_GUID: An attempt was made to create or promote a transaction, but a transaction with the specified **transaction identifier** already exists.

2.2.6.7 TRUN_TXIMPORT_ERRORS

The TRUN_TXIMPORT_ERRORS enumeration defines the completion status values for requests to import a **transaction** or to abort a transaction that was previously imported.

```
typedef enum
{
    TRUN_TXIMPORT_ERROR_NO_MEM = 1,
    TRUN_TXIMPORT_ERROR_IMPORT_TX_NOT_FOUND = 20,
    TRUN_TXIMPORT_ERROR_NOTIFY_ABORTED = 30,
    TRUN_TXIMPORT_ERROR_NOTIFY_COMMITTED = 31,
    TRUN_TXIMPORT_ERROR_NOTIFY_INDOUBT = 32
} TRUN_TXIMPORT_ERRORS;
```

TRUN_TXIMPORT_ERROR_NO_MEM: There was not enough memory to complete the operation.

TRUN_TXIMPORT_ERROR_IMPORT_TX_NOT_FOUND: The specified transaction was not found.

TRUN_TXIMPORT_ERROR_NOTIFY_ABORTED: The transaction aborted.

TRUN_TXIMPORT_ERROR_NOTIFY_COMMITTED: The transaction committed.

TRUN_TXIMPORT_ERROR_NOTIFY_INDOUBT: The transaction completed, but the **outcome** could not be determined.

2.2.6.8 OLETX_ISOLATION_FLAGS

The OLETX_ISOLATION_FLAGS bitfield enumeration values specify isolation flags for a **transaction**.

```
typedef enum
{
    ISOFLAG_RETAIN_DEFAULT = 0x00000000,
    ISOFLAG_RETAIN_COMMIT_DC = 0x00000001,
    ISOFLAG_RETAIN_COMMIT = 0x00000002,
    ISOFLAG_RETAIN_COMMIT_NO = 0x00000003,
    ISOFLAG_RETAIN_ABORT_DC = 0x00000004,
    ISOFLAG_RETAIN_ABORT = 0x00000008,
    ISOFLAG_RETAIN_ABORT_NO = 0x0000000C,
    ISOFLAG_RETAIN_DONTCARE = 0x00000005,
    ISOFLAG_RETAIN_BOTH = 0x0000000A,
    ISOFLAG_RETAIN_NONE = 0x0000000F,
    ISOFLAG_OPTIMISTIC = 0x00000010,
    ISOFLAG_READONLY = 0x00000020
} OLETX_ISOLATION_FLAGS;
```

ISOFLAG_RETAIN_DEFAULT: Default value if no other value has been set.

ISOFLAG_RETAIN_COMMIT_DC: Retain locks on transaction commit, regardless of the success or failure of that **commit request**.

If this value is set, then ISOFLAG_RETAIN_COMMIT and ISOFLAG_RETAIN_COMMIT_NO MUST NOT be set.

ISOFLAG_RETAIN_COMMIT: Retain locks on a successful transaction commit.

If this value is set, then ISOFLAG_RETAIN_COMMIT_DC and ISOFLAG_RETAIN_COMMIT_NO MUST NOT be set.

ISOFLAG_RETAIN_COMMIT_NO: Do not retain locks on a transaction commit.

If this value is set, then ISOFLAG_RETAIN_COMMIT_DC and ISOFLAG_RETAIN_COMMIT MUST NOT be set.

ISOFLAG_RETAIN_ABORT_DC: Retain locks on transaction abort, regardless of the success or failure of that **Abort request**.

If this value is set, then ISOFLAG_RETAIN_ABORT and ISOFLAG_RETAIN_ABORT_NO MUST NOT be set.

ISOFLAG_RETAIN_ABORT: Retain locks on a successful transaction abort.

If this value is set, then ISOFLAG_RETAIN_ABORT_DC and ISOFLAG_RETAIN_ABORT_NO MUST NOT be set.

ISOFLAG_RETAIN_ABORT_NO: Do not retain locks on a transaction abort.

If this value is set, then ISOFLAG_RETAIN_ABORT and ISOFLAG_RETAIN_ABORT_DC MUST NOT be set.

ISOFLAG_RETAIN_DONTCARE: Retain locks on all transaction termination requests, regardless of whether the request was to abort or commit.

This is a synonym for selecting ISOFLAG_RETAIN_COMMIT_DC and ISOFLAG_RETAIN_ABORT_DC.

ISOFLAG_RETAIN_BOTH: Retain locks on all successful transaction termination requests, regardless of whether or not the request was to abort or commit.

This is a synonym for selecting ISOFLAG_RETAIN_COMMIT and ISOFLAG_RETAIN_ABORT.

ISOFLAG_RETAIN_NONE: Do not retain locks on any transaction termination requests.

This is a synonym for selecting ISOFLAG_RETAIN_COMMIT_NO and ISOFLAG_RETAIN_ABORT_NO.

ISOFLAG_OPTIMISTIC: Optimistic locking is allowed.

ISOFLAG_READONLY: The transaction is not expected to modify data.

2.2.6.9 OLETX_ISOLATION_LEVEL

The OLETX_ISOLATION_LEVEL enumeration values specify the isolation levels of a **transaction**. The values of the OLETX_ISOLATION_LEVEL enumeration are not interpreted by the **transaction manager**. They are typically interpreted by **resource managers** that implement data isolation. These values are transported by the transaction manager from the **root application** to the resource managers.

```
typedef enum
{
    ISOLATIONLEVEL_UNSPECIFIED = 0xffffffff,
    ISOLATIONLEVEL_CHAOS = 0x00000010,
    ISOLATIONLEVEL_READUNCOMMITTED = 0x00000100,
    ISOLATIONLEVEL_READCOMMITTED = 0x00001000,
    ISOLATIONLEVEL_REPEATABLEREAD = 0x00010000,
    ISOLATIONLEVEL_SERIALIZABLE = 0x00100000
} OLETX_ISOLATION_LEVEL;
```

ISOLATIONLEVEL_UNSPECIFIED: No isolation level was specified.

ISOLATIONLEVEL_CHAOS: Data is not isolated.

ISOLATIONLEVEL_READUNCOMMITTED: A transaction can read any data, even if it is being modified by another transaction. Any type of new data can be inserted during a transaction.

ISOLATIONLEVEL_READCOMMITTED: A transaction MUST NOT read data that is being modified by another transaction that has not committed. Any type of new data can be inserted during a transaction.

ISOLATIONLEVEL_REPEATABLEREAD: Data read by a current transaction MUST NOT be changed by another transaction until the current transaction finishes. Any type of new data can be inserted during a transaction.

ISOLATIONLEVEL_SERIALIZABLE: Data read by a current transaction MUST NOT be changed by another transaction until the current transaction finishes. New data MUST NOT be inserted by another transaction that would affect the current transaction.

2.2.7 Transaction Constants

2.2.7.1 GRFRM

This MUST be a 32-bit unsigned integer that contains an implementation-defined value. This value SHOULD be ignored on receipt.

2.2.7.2 DTCADVCONFIG

2.2.7.3 DTCADVCONFIG_OPTIONS

These flags indicate the support for various miscellaneous options supported by the [Core Transaction Manager Facet \(section 1.3.3.3.1\)](#).

0	1	2	3	4	5	6	7	8	9	10	11	12	13	14	15	16	17	18	19	20	21	22	23	24	25	26	27	28	29	30	31
DTCADVCONFIG_OPTIONS																															

0	1	2	3	4	5	6	7	8	9	10	11	12	13	14	15	16	17	18	19	20	21	22	23	24	25	26	27	28	29	30	31
A	X	X	X	X	X	X	X	X	X	X	X	X	X	X	X	X	X	X	X	X	X	X	X	X	X	X	X	X	X	X	X

Marker Bits

Value	Description
A	DTCADVCONFIG_OPTIONS_LUTRANSACTIIONS_DISABLE This bit corresponds to the Allow LUTransactions flag maintained by the Core Transaction Manager Facet, as defined in Core Transaction Manager Facet Details (section 3.2) .
X	SHOULD be set to zero, and MUST be ignored when read.
X	SHOULD be set to zero, and MUST be ignored when read.
X	SHOULD be set to zero, and MUST be ignored when read.
X	SHOULD be set to zero, and MUST be ignored when read.
X	SHOULD be set to zero, and MUST be ignored when read.
X	SHOULD be set to zero, and MUST be ignored when read.
X	SHOULD be set to zero, and MUST be ignored when read.
X	SHOULD be set to zero, and MUST be ignored when read.
X	SHOULD be set to zero, and MUST be ignored when read.

Value	Description
X	SHOULD be set to zero, and MUST be ignored when read.
X	SHOULD be set to zero, and MUST be ignored when read.
X	SHOULD be set to zero, and MUST be ignored when read.
X	SHOULD be set to zero, and MUST be ignored when read.
X	SHOULD be set to zero, and MUST be ignored when read.
X	SHOULD be set to zero, and MUST be ignored when read.
X	SHOULD be set to zero, and MUST be ignored when read.
X	SHOULD be set to zero, and MUST be ignored when read.
X	SHOULD be set to zero, and MUST be ignored when read.
X	SHOULD be set to zero, and MUST be ignored when read.
X	SHOULD be set to zero, and MUST be ignored when read.
X	SHOULD be set to zero, and MUST be ignored when read.
X	SHOULD be set to zero, and MUST be ignored when read.
X	SHOULD be set to zero, and MUST be ignored when read.
X	SHOULD be set to zero, and MUST be ignored when read.
X	SHOULD be set to zero, and MUST be ignored when read.
X	SHOULD be set to zero, and MUST be ignored when read.
X	SHOULD be set to zero, and MUST be ignored when read.

Value	Description
X	SHOULD be set to zero, and MUST be ignored when read.
X	SHOULD be set to zero, and MUST be ignored when read.
X	SHOULD be set to zero, and MUST be ignored when read.

2.2.8 Connection Types Relevant to Applications

2.2.8.1 Transaction Initiation and Completion

2.2.8.1.1 CONNTYPE_TXUSER_BEGINNER

This **connection type** is used by **applications** that begin, commit, and roll back **transactions**.

For more information about CONNTYPE_TXUSER_BEGINNER as an **initiator**, see section [3.3.5.1.1](#), and as an **acceptor**, see section [3.4.5.1.1](#).

2.2.8.1.1.1 TXUSER_BEGINNER_MTAG_ABORT

This message requests an attempt to abort the **transaction** that was begun on this **connection**.

0	1	2	3	4	5	6	7	8	9	10	11	12	13	14	15	16	17	18	19	20	21	22	23	24	25	26	27	28	29	30	31
MsgHeader (24 bytes)																															
...																															
...																															
guidReason (16 bytes)																															
...																															
...																															

MsgHeader (24 bytes): This field MUST contain a [MESSAGE PACKET](#) structure.

- The **dwUserMsgType** field MUST be 0x00001013.
- The **dwcbVarLenData** field MUST be 16.

guidReason (16 bytes): The value MUST be set to an implementation-specific **GUID** that specifies the reason for aborting the transaction and SHOULD be ignored on receipt.

2.2.8.1.1.2 TXUSER_BEGINNER_MTAG_BEGIN

This message requests the creation of a **transaction**.

0	1	2	3	4	5	6	7	8	9	10	11	12	13	14	15	16	17	18	19	20	21	22	23	24	25	26	27	28	29	30	31
MsgHeader (24 bytes)																															
...																															
...																															
isoLevel																															
dwTimeout																															
szDesc (40 bytes)																															
...																															
...																															
isoFlags																															

MsgHeader (24 bytes): This field MUST contain a [MESSAGE_PACKET](#) structure.

- The **dwUserMsgType** field MUST be 0x00001011.
- The **dwcbVarLenData** field MUST be 52.

isoLevel (4 bytes): The [OLETX ISOLATION_LEVEL](#) enumeration that is defined for the transaction.

dwTimeout (4 bytes): A 32-bit unsigned integer that MUST contain the time-out value, in milliseconds, for the transaction. The value zero MUST be interpreted as an infinite time-out. A transaction SHOULD NOT abort due to time-out before the time-out that is specified by this value has expired.

szDesc (40 bytes): The description of the transaction, as a fixed-size array of 40 bytes that contains a null-terminated Latin-1 ANSI string, as specified in [\[ISO/IEC-8859-1\]](#). See section [2.2.5.4](#) for details.

isoFlags (4 bytes): The [OLETX ISOLATION_FLAGS](#) enumeration that is defined for the transaction.

2.2.8.1.1.3 TXUSER_BEGINNER_MTAG_BEGIN_LOG_FULL

This message indicates that the **transaction** was not created because the transaction **recovery** log had insufficient space to accommodate the new transaction.

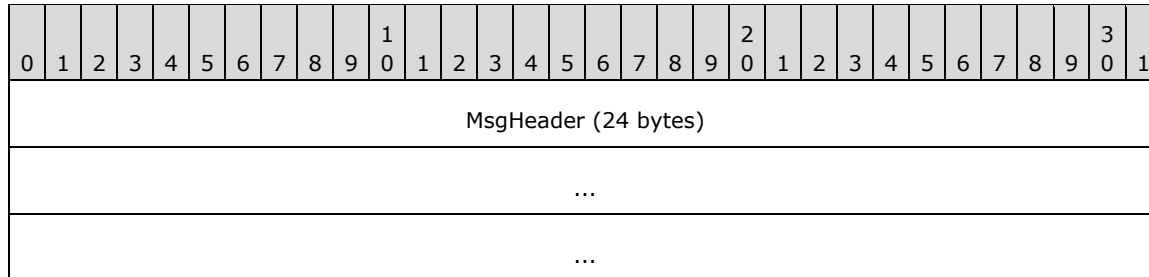
0	1	2	3	4	5	6	7	8	9	10	11	12	13	14	15	16	17	18	19	20	21	22	23	24	25	26	27	28	29	30	31
MsgHeader (24 bytes)																															
...																															
...																															

MsgHeader (24 bytes): This field MUST contain a [MESSAGE_PACKET](#) structure.

- The **dwUserMsgType** field MUST be 0x00001018.
- The **dwcbVarLenData** field MUST be 0.

2.2.8.1.1.4 TXUSER_BEGINNER_MTAG_BEGIN_NO_MEM

This message indicates that the **transaction** was not created because of insufficient memory.

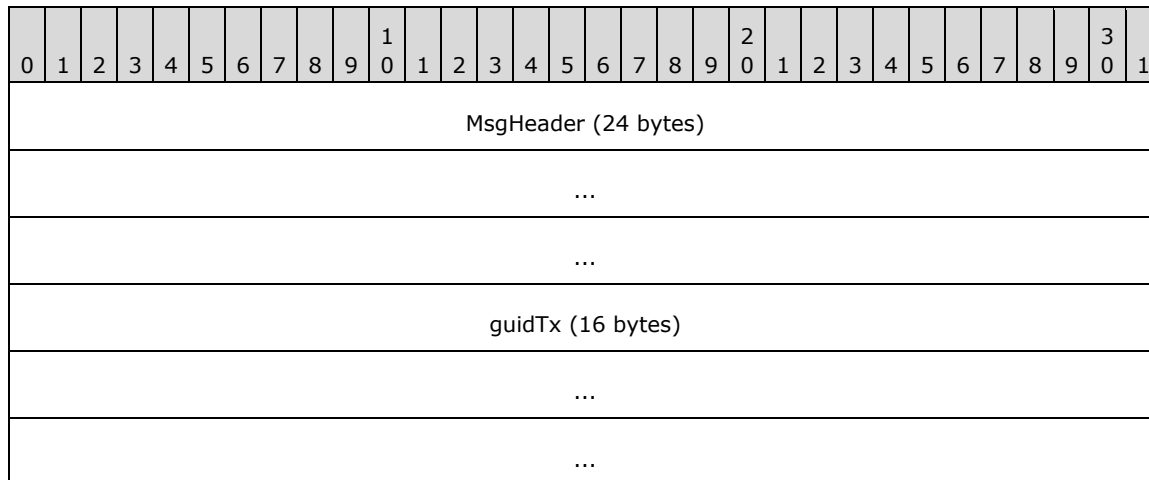


MsgHeader (24 bytes): This field MUST contain a [MESSAGE_PACKET](#) structure.

- The **dwUserMsgType** field MUST be 0x00001019.
- The **dwcbVarLenData** field MUST be 0.

2.2.8.1.1.5 TXUSER_BEGINNER_MTAG_BEGUN

This message indicates that the request to begin a **transaction** was successful.



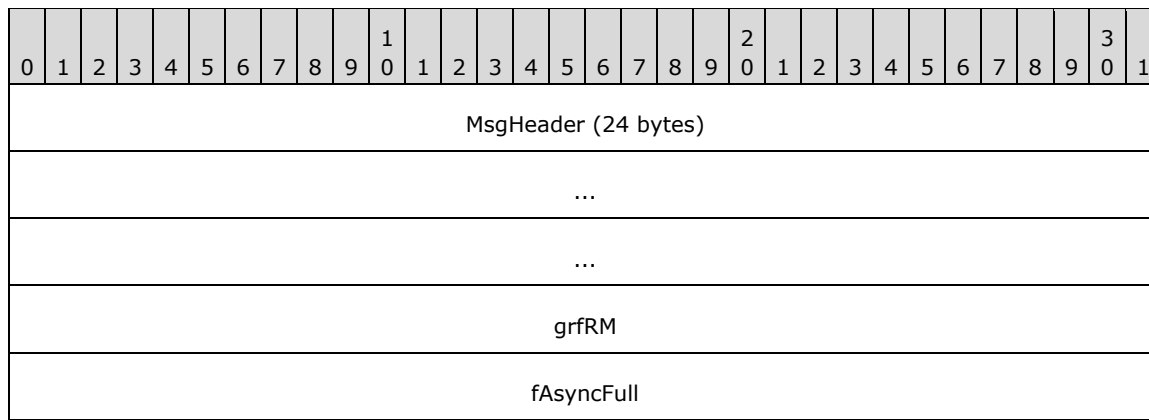
MsgHeader (24 bytes): This field MUST contain a [MESSAGE_PACKET](#) structure.

- The **dwUserMsgType** field MUST be 0x00001012.
- The **dwcbVarLenData** field MUST be 16.

guidTx (16 bytes): This field MUST contain a **GUID** that specifies the **transaction identifier**. The value MUST NOT be set to a **NULL GUID**.

2.2.8.1.1.6 TXUSER_BEGINNER_MTAG_COMMIT

This message requests an attempt to commit the **transaction** that was begun on this **connection**.



MsgHeader (24 bytes): This field MUST contain a [MESSAGE PACKET](#) structure.

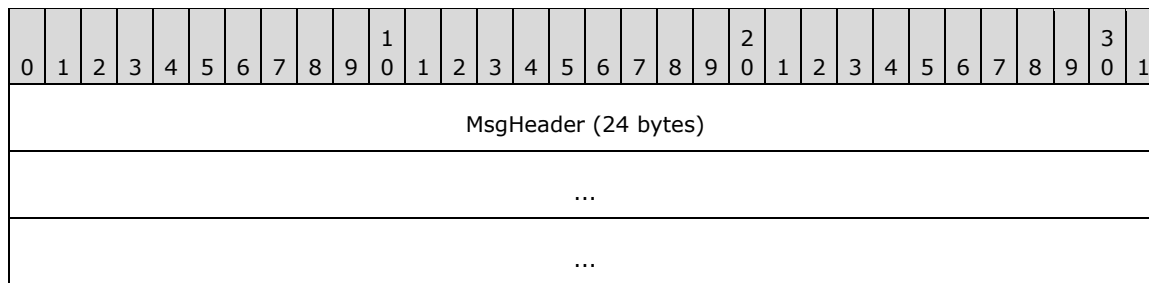
- The **dwUserMsgType** field MUST be 0x00001014.
- The **dwcbVarLenData** field MUST be 8.

grfRM (4 bytes): The value of this field MUST be as specified in [GRFRM \(section 2.2.7.1\)](#).

fAsyncFull (4 bytes): Reserved. This value MUST be set to zero and MUST be ignored on receipt.

2.2.8.1.1.7 TXUSER_BEGINNER_MTAG_COMMIT_INDOUBT

This message indicates that the **transaction manager** is unable to determine, and will never be able to determine, the **outcome** of the **transaction**.

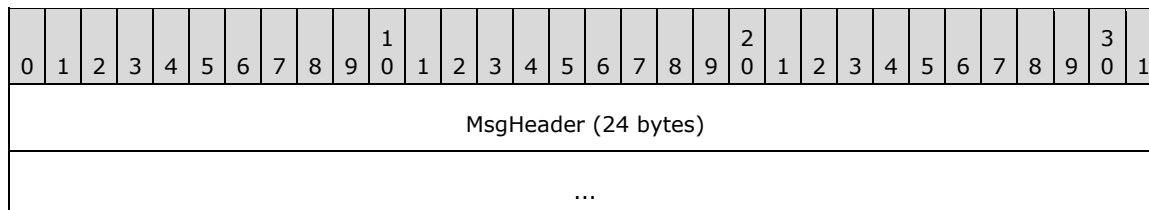


MsgHeader (24 bytes): This field MUST contain a [MESSAGE PACKET](#) structure.

- The **dwUserMsgType** field MUST be 0x00001990.
- The **dwcbVarLenData** field MUST be 0.

2.2.8.1.1.8 TXUSER_BEGINNER_MTAG_COMMIT_TOO_LATE

This message indicates that the **commit request** cannot be completed successfully because it is too late in the lifetime of the **transaction** to commit it.



...

MsgHeader (24 bytes): This field MUST contain a [MESSAGE_PACKET](#) structure.

- The **dwUserMsgType** field MUST be 0x00001016.
- The **dwcbVarLenData** field MUST be 0.

2.2.8.1.1.9 TXUSER_BEGINNER_MTAG_REQUEST_COMPLETED

This message is sent to indicate that the request to commit or abort the **transaction** was completed successfully.

0	1	2	3	4	5	6	7	8	9	10	11	12	13	14	15	16	17	18	19	20	21	22	23	24	25	26	27	28	29	30	31
MsgHeader (24 bytes)																															
...																															
...																															

MsgHeader (24 bytes): This field MUST contain a [MESSAGE_PACKET](#) structure.

- The **dwUserMsgType** field MUST be 0x00001015.
- The **dwcbVarLenData** field MUST be 0.

2.2.8.1.2 CONNTYPE_TXUSER_BEGIN2

This **connection type** is used by an **application** to begin, commit, or roll back a **transaction** or to change the time-out of a transaction. This connection type supersedes [CONNTYPE_TXUSER_BEGINNER](#) and [CONNTYPE_TXUSER_SETTXTIMEOUT2](#).

For more information about CONNTYPE_TXUSER_BEGIN2 as an **initiator**, see [3.3.5.1.2](#), and as an **acceptor**, see [3.4.5.1.2](#).

This connection type also uses the following message:

- [TXUSER_SETTXTIMEOUT_MTAG_TX_NOT_FOUND \(section 2.2.8.3.3.1\)](#)

2.2.8.1.2.1 TXUSER_BEGIN2_MTAG_ABORT

The TXUSER_BEGIN2_MTAG_ABORT message requests an attempt to abort the **transaction** that was begun on this **connection**.

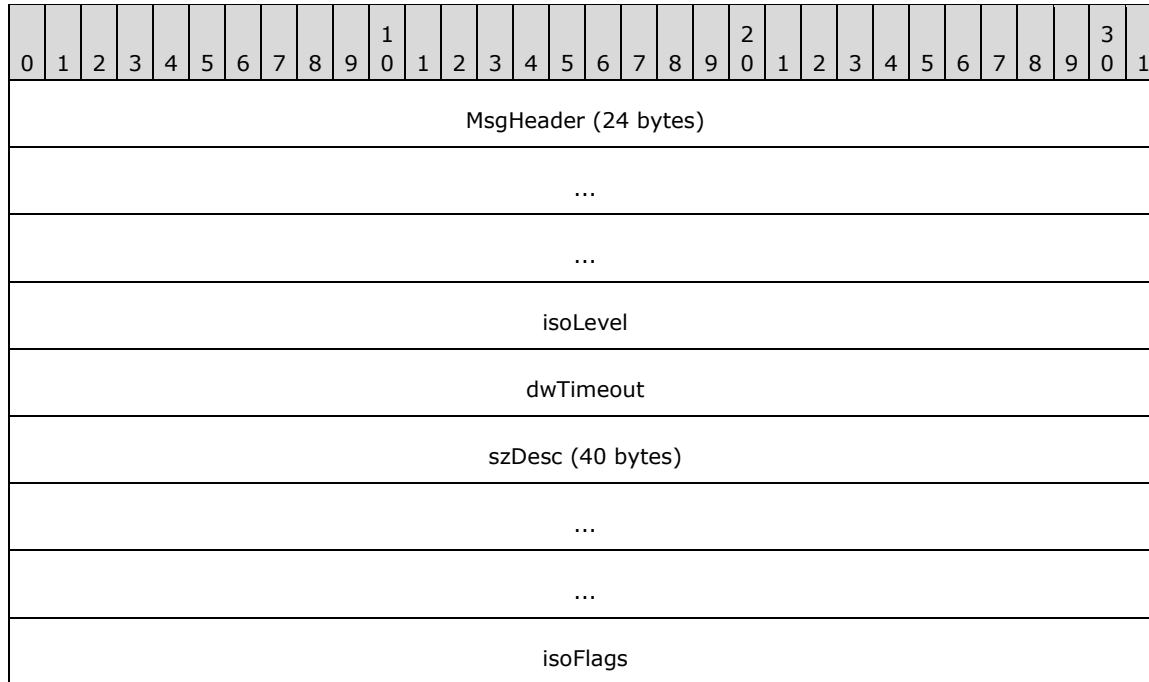
0	1	2	3	4	5	6	7	8	9	10	11	12	13	14	15	16	17	18	19	20	21	22	23	24	25	26	27	28	29	30	31
MsgHeader (24 bytes)																															
...																															
...																															

MsgHeader (24 bytes): This field MUST contain a [MESSAGE_PACKET](#) structure.

- The **dwUserMsgType** field MUST be 0x00006001.
- The **dwcbVarLenData** field MUST be 0.

2.2.8.1.2.2 TXUSER_BEGIN2_MTAG_BEGIN

This message is used to request the creation of a **transaction**.



MsgHeader (24 bytes): This field MUST contain a [MESSAGE_PACKET](#) structure:

- The **dwUserMsgType** field MUST be 0x00006002.
- The **dwcbVarLenData** field MUST be 52.

isoLevel (4 bytes): See the **isoLevel** field in section [2.2.8.1.1.2](#) for details.

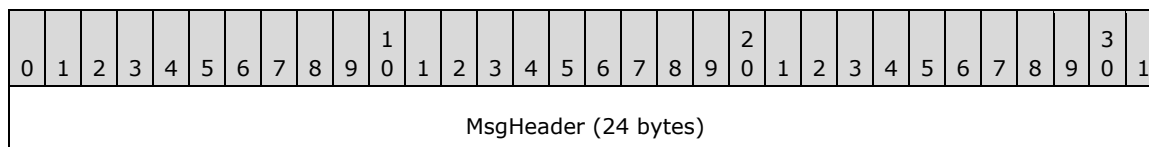
dwTimeout (4 bytes): See the **dwTimeout** field in section [2.2.8.1.1.2](#) for details.

szDesc (40 bytes): See the **szDesc** field in section [2.2.8.1.1.2](#) for details.

isoFlags (4 bytes): See the **isoFlags** field in section [2.2.8.1.1.2](#) for details.

2.2.8.1.2.3 TXUSER_BEGIN2_MTAG_COMMIT

The TXUSER_BEGIN2_MTAG_COMMIT message requests an attempt to commit the **transaction** that was begun on this **connection**.



...
...
grfRM

MsgHeader (24 bytes): This field MUST contain a [MESSAGE PACKET](#) structure:

- The **dwUserMsgType** field MUST be 0x00006003.
- The **dwcbVarLenData** field MUST be 4.

grfRM (4 bytes): The value of this field MUST be as specified in [GRFRM](#).

2.2.8.1.2.4 TXUSER_BEGIN2_MTAG_SINK_BEGUN

This message indicates that the request to begin a **transaction** was successful.

0	1	2	3	4	5	6	7	8	9	10	11	12	13	14	15	16	17	18	19	20	21	22	23	24	25	26	27	28	29	30	31
MsgHeader (24 bytes)																															
...																															
...																															
guidTx (16 bytes)																															
...																															
...																															

MsgHeader (24 bytes): This field MUST contain a [MESSAGE PACKET](#) structure:

- The **dwUserMsgType** field MUST be 0x00006006.
- The **dwcbVarLenData** field MUST be 16.

guidTx (16 bytes): This field MUST contain a **GUID** that specifies the **transaction identifier**. This value MUST NOT be a **NULL GUID**.

2.2.8.1.2.5 TXUSER_BEGIN2_MTAG_SINK_ERROR

The content of this message provides information about the **outcome** of a request.

0	1	2	3	4	5	6	7	8	9	10	11	12	13	14	15	16	17	18	19	20	21	22	23	24	25	26	27	28	29	30	31
MsgHeader (24 bytes)																															
...																															
...																															

Error

MsgHeader (24 bytes): This field MUST contain a [MESSAGE PACKET](#) structure:

- The **dwUserMsgType** field MUST be 0x00006005.
- The **dwcbVarLenData** field MUST be 4.

Error (4 bytes): This field MUST contain the status for the previous request. The value MUST be a member of the [TRUN_TXBEGIN_ERRORS](#) enumeration.

2.2.8.1.2.6 TXUSER_SETTXTIMEOUT_MTAG_REQUEST_COMPLETE

This message indicates that the **transaction** time-out was successfully modified.

This message is also used for [CONNTYPE_TXUSER_SETTXTIMEOUT](#).

0	1	2	3	4	5	6	7	8	9	10	11	12	13	14	15	16	17	18	19	20	21	22	23	24	25	26	27	28	29	30	31
MsgHeader (24 bytes)																															
...																															
...																															

MsgHeader (24 bytes): This field MUST contain a [MESSAGE PACKET](#) structure:

- The **dwUserMsgType** field MUST be 0x0000107C.
- The **dwcbVarLenData** field MUST be 0.

2.2.8.1.2.7 TXUSER_SETTXTIMEOUT_MTAG_SETTXTIMEOUT

This message modifies the **transaction** time-out when it is used in [CONNTYPE_TXUSER_BEGIN2 \(section 2.2.8.1.2\)](#) and [CONNTYPE_TXUSER_SETTXTIMEOUT \(section 2.2.8.3.3\)](#), or queries if the **transaction manager** supports the capability to do so when used in [CONNTYPE_TXUSER_SETTXTIMEOUT2 \(section 2.2.8.3.4\)](#).

This message is also used for CONNTYPE_TXUSER_SETTXTIMEOUT (section 2.2.8.3.3) and CONNTYPE_TXUSER_SETTXTIMEOUT2 (section 2.2.8.3.4).

0	1	2	3	4	5	6	7	8	9	10	11	12	13	14	15	16	17	18	19	20	21	22	23	24	25	26	27	28	29	30	31
MsgHeader (24 bytes)																															
...																															
...																															
guidTx (16 bytes)																															
...																															

...
dwTxTimeout

MsgHeader (24 bytes): This field MUST contain a [MESSAGE_PACKET](#) structure:

- The **dwUserMsgType** field MUST be 0x0000107B.
- The **dwcbVarLenData** field MUST be 20.

guidTx (16 bytes): This field MUST contain a **GUID** that specifies the **transaction identifier**. When this message is sent on a CONNTYPE_TXUSER_SETTXTIMEOUT2 (section 2.2.8.3.4) **connection** to query the capability of the transaction manager, this value SHOULD be set to a **NULL GUID** and MUST be ignored on receipt.

dwTxTimeout (4 bytes): A 32-bit unsigned integer that contains the new time-out value, in milliseconds, for the transaction. When used with a CONNTYPE_TXUSER_BEGIN2 (section 2.2.8.1.2) connection, a transaction MUST NOT abort due to time-out before the number of milliseconds that is specified by the value has expired. The value zero MUST be interpreted as an infinite time-out. When used with a CONNTYPE_TXUSER_SETTXTIMEOUT2 (section 2.2.8.3.4) connection, this value SHOULD be set to zero and MUST be ignored on receipt.

2.2.8.1.2.8 TXUSER_SETTXTIMEOUT_MTAG_TOO_LATE

This message indicates that it is too late to modify the time-out of the **transaction**.

This message is also in the [CONNTYPE_TXUSER_SETTXTIMEOUT](#) **connection type**.

0	1	2	3	4	5	6	7	8	9	10	11	12	13	14	15	16	17	18	19	20	21	22	23	24	25	26	27	28	29	30	31
MsgHeader (24 bytes)																															
...																															
...																															

MsgHeader (24 bytes): This field MUST contain a [MESSAGE_PACKET](#) structure:

- The **dwUserMsgType** field MUST be 0x0000107E.
- The **dwcbVarLenData** field MUST be 0.

2.2.8.1.3 CONNTYPE_TXUSER_PROMOTE

This **connection type** is used by an **application** to do the following:

- Begin a **transaction** using an application-specified transaction identity
- Commit or roll back a transaction
- Change the time-out of a transaction

This connection type supersedes [CONNTYPE_TXUSER_SETTXTIMEOUT2](#).

For more information about CONNTYPE_TXUSER_PROMOTE as an **initiator**, see section [3.3.5.1.3](#), and as an **acceptor**, see section [3.4.5.1.3](#).

This connection type also uses the following messages:

- [TXUSER_BEGIN2_MTAG_COMMIT \(section 2.2.8.1.2.3\)](#)
- [TXUSER_BEGIN2_MTAG_ABORT \(section 2.2.8.1.2.1\)](#)
- [TXUSER_BEGIN2_MTAG_SINK_BEGUN \(section 2.2.8.1.2.4\)](#)
- [TXUSER_BEGIN2_MTAG_SINK_ERROR \(section 2.2.8.1.2.5\)](#)
- [TXUSER_SETTETIMEOUT_MTAG_SETTETIMEOUT \(section 2.2.8.1.2.7\)](#)
- [TXUSER_SETTETIMEOUT_MTAG_TOO_LATE \(section 2.2.8.1.2.8\)](#)
- [TXUSER_SETTETIMEOUT_MTAG_REQUEST_COMPLETE \(section 2.2.8.1.2.6\)](#)

2.2.8.1.3.1 TXUSER_BEGINNER_MTAG_PROMOTE

This message is used to request the creation of a **transaction** that specifies a predetermined **transaction identifier**.

0	1	2	3	4	5	6	7	8	9	10	11	12	13	14	15	16	17	18	19	20	21	22	23	24	25	26	27	28	29	30	31
MsgHeader (24 bytes)																															
...																															
...																															
isoLevel																															
dwTimeout																															
szDesc (40 bytes)																															
...																															
...																															
isoFlags																															
guidTx (16 bytes)																															
...																															
...																															

MsgHeader (24 bytes): This field MUST contain a [MESSAGE_PACKET](#) structure:

- The **dwUserMsgType** field MUST be 0x00001010.
- The **dwcbVarLenData** field MUST be 68.

isoLevel (4 bytes): See the **isoLevel** field in section [2.2.8.1.1.2](#) for details.

dwTimeout (4 bytes): See the **dwTimeout** field in section 2.2.8.1.1.2 for details.

szDesc (40 bytes): See the **szDesc** field in section 2.2.8.1.1.2 for details.

isoFlags (4 bytes): See the **isoFlags** field in section 2.2.8.1.1.2 for details.

guidTx (16 bytes): This field MUST contain a **GUID** that specifies the transaction identifier.

2.2.8.2 Transaction Propagation

2.2.8.2.1 Pull Propagation

2.2.8.2.1.1 CONNTYPE_TXUSER_ASSOCIATE

This **connection type** is used by a destination **application** to complete the **pull propagation** of a **transaction** from a source application.

For more information about CONNTYPE_TXUSER_ASSOCIATE as an **initiator**, see section [3.3.5.2.1.1](#), and as an **acceptor**, see section [3.4.5.2.1.1](#).

2.2.8.2.1.1.1 TXUSER_ASSOCIATE_MTAG_ASSOCIATE

This message requests that the **transaction manager** perform **pull propagation** of an existing **transaction**. This is also known as an associate request.

0	1	2	3	4	5	6	7	8	9	10	11	12	13	14	15	16	17	18	19	20	21	22	23	24	25	26	27	28	29	30	31
MsgHeader (24 bytes)																															
...																															
...																															
guidTx (16 bytes)																															
...																															
...																															
isoLevel																															
isoFlags																															
cbSourceTmAddr																															
szDesc (40 bytes)																															
...																															
...																															
SourceTmAddr (variable)																															

...

MsgHeader (24 bytes): This field MUST contain a [MESSAGE_PACKET](#) structure.

- The **dwUserMsgType** field MUST be 0x00002031.
- The **dwcbVarLenData** field MUST be equal to the value of **cbSourceTmAddr** plus 68.

guidTx (16 bytes): This field MUST contain a **GUID** that specifies the **transaction identifier**.

isoLevel (4 bytes): See the **isoLevel** field in section [2.2.8.1.1.2](#) for details.

isoFlags (4 bytes): See the **isoFlags** field in section [2.2.8.1.1.2](#) for details.

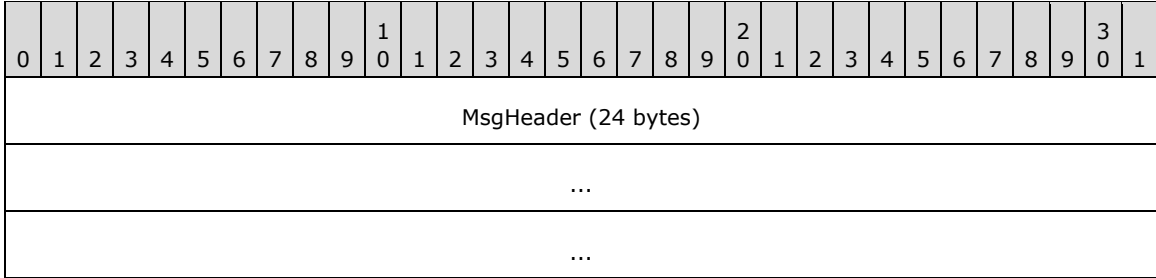
cbSourceTmAddr (4 bytes): A 4-byte integer value that MUST contain the length, in bytes, of the **SourceTmAddr** field. The length MUST include the padding bytes used in the **SourceTmAddr** field.

szDesc (40 bytes): See the **szDesc** field in section [2.2.8.1.1.2](#) for details.

SourceTmAddr (variable): This field is used for identifying the address of the **superior transaction manager** against which the pull propagation operation is requested. This field MUST contain either a [NAMEOBJECTBLOB \(section 2.2.5.3\)](#) structure or an [OLETX_TM_ADDR \(section 2.2.4.2\)](#) structure in a version-specific manner as specified in [Version-Specific Aspects of Connection Types Relevant to an Application \(section 2.2.1.1.1\)](#). The **SourceTmAddr** field MUST be aligned on a 4-byte boundary by padding with arbitrary values.

2.2.8.2.1.1.2 TXUSER_ASSOCIATE_MTAG_ASSOCIATED

This message indicates that the associate request was successful.

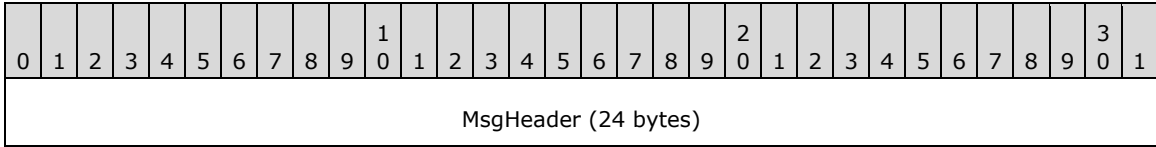


MsgHeader (24 bytes): This field MUST contain a [MESSAGE_PACKET](#) structure.

- The **dwUserMsgType** field MUST be 0x00002032.
- The **dwcbVarLenData** field MUST be 0.

2.2.8.2.1.1.3 TXUSER_ASSOCIATE_MTAG_COMM_FAILED

This message indicates that the associated request failed because the sender of this message encountered a communication failure with the **Superior Transaction Manager** specified in the **SourceTmAddr** field of the [TXUSER_ASSOCIATE_MTAG_ASSOCIATE \(section 2.2.8.2.1.1.1\)](#) message.



...
...

MsgHeader (24 bytes): This field MUST contain a [MESSAGE_PACKET](#) structure.

- The **dwUserMsgType** field MUST be 0x00002034.
- The **dwcbVarLenData** field MUST be 0.

2.2.8.2.1.1.4 TXUSER_ASSOCIATE_MTAG_CREATE_BAD_TMADDR

This message indicates that the associate request failed because of failures during interpretation and processing of the **SourceTmAddr** field in the [TXUSER_ASSOCIATE_MTAG_ASSOCIATE \(section 2.2.8.2.1.1.1\)](#) message.

0	1	2	3	4	5	6	7	8	9	10	11	12	13	14	15	16	17	18	19	20	21	22	23	24	25	26	27	28	29	30	31
MsgHeader (24 bytes)																															
...																															
...																															

MsgHeader (24 bytes): This field MUST contain a [MESSAGE_PACKET](#) structure.

- The **dwUserMsgType** field MUST be 0x00002044.
- The **dwcbVarLenData** field MUST be 0.

2.2.8.2.1.1.5 TXUSER_ASSOCIATE_MTAG_LOG_FULL_LOCAL

This message indicates that the associate request failed because the **transaction recovery** log was full at the **transaction manager** sending this message.

0	1	2	3	4	5	6	7	8	9	10	11	12	13	14	15	16	17	18	19	20	21	22	23	24	25	26	27	28	29	30	31
MsgHeader (24 bytes)																															
...																															
...																															

MsgHeader (24 bytes): This field MUST contain a [MESSAGE_PACKET](#) structure.

- The **dwUserMsgType** field MUST be 0x00002035.
- The **dwcbVarLenData** field MUST be 0.

2.2.8.2.1.1.6 TXUSER_ASSOCIATE_MTAG_LOG_FULL_REMOTE

This message indicates first that the associated request failed because of a full **transaction recovery** log at the **superior transaction manager** specified in the **SourceTmAddr** field of the [TXUSER_ASSOCIATE_MTAG_ASSOCIATE \(section 2.2.8.2.1.1.1\)](#) message.

0	1	2	3	4	5	6	7	8	9	0	1	2	3	4	5	6	7	8	9	0	1	2	3	4	5	6	7	8	9	0	1
MsgHeader (24 bytes)																															
...																															
...																															

MsgHeader (24 bytes): This field MUST contain a [MESSAGE_PACKET](#) structure.

- The **dwUserMsgType** field MUST be 0x00002037.
- The **dwcbVarLenData** field MUST be 0.

2.2.8.2.1.1.7 TXUSER_ASSOCIATE_MTAG_NO_MEM_LOCAL

This message indicates that the associate request failed because of a failure to allocate dynamic memory by the **transaction manager** sending this message while processing the [TXUSER_ASSOCIATE_MTAG_ASSOCIATE \(section 2.2.8.2.1.1.1\)](#) message.

0	1	2	3	4	5	6	7	8	9	0	1	2	3	4	5	6	7	8	9	0	1	2	3	4	5	6	7	8	9	0	1
MsgHeader (24 bytes)																															
...																															
...																															

MsgHeader (24 bytes): This field MUST contain a [MESSAGE_PACKET](#) structure.

- The **dwUserMsgType** field MUST be 0x00002036.
- The **dwcbVarLenData** field MUST be 0.

2.2.8.2.1.1.8 TXUSER_ASSOCIATE_MTAG_NO_MEM_REMOTE

This message indicates that the associate request failed because of a failure to allocate dynamic memory by the **Superior Transaction Manager** specified in the **SourceTmAddr** field of the [TXUSER_ASSOCIATE_MTAG_ASSOCIATE \(section 2.2.8.2.1.1.1\)](#) message.

0	1	2	3	4	5	6	7	8	9	0	1	2	3	4	5	6	7	8	9	0	1	2	3	4	5	6	7	8	9	0	1
MsgHeader (24 bytes)																															
...																															
...																															

MsgHeader (24 bytes): This field MUST contain a [MESSAGE_PACKET](#) structure.

- The **dwUserMsgType** field MUST be 0x00002038.
- The **dwcbVarLenData** field MUST be 0.

2.2.8.2.1.1.9 TXUSER_ASSOCIATE_MTAG_TOO_LATE

This message is sent in response to a [TXUSER_ASSOCIATE_MTAG_ASSOCIATE \(section 2.2.8.2.1.1.1\)](#) message. It indicates that the associate request failed because the **transaction** specified by the **guidTx** field in the TXUSER_ASSOCIATE_MTAG_ASSOCIATE message is neither in the Active, **Phase Zero**, nor [Phase Zero Complete](#) state.

0	1	2	3	4	5	6	7	8	9	0	1	2	3	4	5	6	7	8	9	0	1	2	3	4	5	6	7	8	9	0	1
MsgHeader (24 bytes)																															
...																															
...																															

MsgHeader (24 bytes): This field MUST contain a [MESSAGE_PACKET](#) structure.

- The **dwUserMsgType** field MUST be 0x00002040.
- The **dwcbVarLenData** field MUST be 0.

2.2.8.2.1.1.10 TXUSER_ASSOCIATE_MTAG_TOO_MANY_LOCAL

This message indicates that the associate request failed because the number of direct **participants** for the **transaction** specified by the **guidTx** field in the [TXUSER_ASSOCIATE_MTAG_ASSOCIATE \(section 2.2.8.2.1.1.1\)](#) message exceeded an implementation-specific limit by the **transaction manager** sending this message while processing the TXUSER_ASSOCIATE_MTAG_ASSOCIATE message. <18>

0	1	2	3	4	5	6	7	8	9	0	1	2	3	4	5	6	7	8	9	0	1	2	3	4	5	6	7	8	9	0	1
MsgHeader (24 bytes)																															
...																															
...																															

MsgHeader (24 bytes): This field MUST contain a [MESSAGE_PACKET](#) structure.

- The **dwUserMsgType** field MUST be 0x00002041.
- The **dwcbVarLenData** field MUST be 0.

2.2.8.2.1.1.11 TXUSER_ASSOCIATE_MTAG_TOO_MANY_REMOTE

This message indicates a failure by the associate request. The number of direct **participants** for the **transaction** that is specified by the **guidTx** field in the [TXUSER_ASSOCIATE_MTAG_ASSOCIATE \(section 2.2.8.2.1.1.1\)](#) message exceeded the limit at the

Superior Transaction Manager referenced in the **SourceTmAddr** field of the TXUSER_ASSOCIATE_MTAG_ASSOCIATE message.

0	1	2	3	4	5	6	7	8	9	10	11	12	13	14	15	16	17	18	19	20	21	22	23	24	25	26	27	28	29	30	31
MsgHeader (24 bytes)																															
...																															
...																															

MsgHeader (24 bytes): This field MUST contain a [MESSAGE_PACKET](#) structure.

- The **dwUserMsgType** field MUST be 0x00002042.
- The **dwcbVarLenData** field MUST be 0.

2.2.8.2.1.1.12 TXUSER_ASSOCIATE_MTAG_TX_NOT_FOUND

This message indicates that the associate request failed because the **transaction** specified by the **guidTx** field in the [TXUSER_ASSOCIATE_MTAG_ASSOCIATE \(section 2.2.8.2.1.1.1\)](#) message was not found.

0	1	2	3	4	5	6	7	8	9	10	11	12	13	14	15	16	17	18	19	20	21	22	23	24	25	26	27	28	29	30	31
MsgHeader (24 bytes)																															
...																															
...																															

MsgHeader (24 bytes): This field MUST contain a [MESSAGE_PACKET](#) structure.

- The **dwUserMsgType** field MUST be 0x00002043.
- The **dwcbVarLenData** field MUST be 0.

2.2.8.2.2 Push Propagation

2.2.8.2.2.1 CONNTYPE_TXUSER_EXTENDEDWHEREABOUTS

This **connection type** is used by an **application** to obtain **Extended Whereabouts** from its **transaction manager**.

For more information about CONNTYPE_TXUSER_EXTENDEDWHEREABOUTS as an **initiator**, see section [3.3.5.2.2.1](#), and as an **acceptor**, see section [3.4.5.2.2.1](#).

2.2.8.2.2.1.1 TXUSER_EXTENDEDWHEREABOUTS_MTAG_GET

This message is sent by the **application** to the **transaction manager** to obtain the **Extended Whereabouts** of the transaction manager.

0	1	2	3	4	5	6	7	8	9	10	11	12	13	14	15	16	17	18	19	20	21	22	23	24	25	26	27	28	29	30	31
MsgHeader (24 bytes)																															
...																															
...																															

MsgHeader (24 bytes): This field MUST contain a [MESSAGE PACKET](#) structure.

- The **dwUserMsgType** field MUST be 0x00005A01.
- The **dwcbVarLenData** field MUST be 0.

2.2.8.2.2.1.2 TXUSER_EXTENDEDPWHEREABOUTS_MTAG_GOT

This message returns the set of **extended whereabouts** elements.

0	1	2	3	4	5	6	7	8	9	10	11	12	13	14	15	16	17	18	19	20	21	22	23	24	25	26	27	28	29	30	31
MsgHeader (24 bytes)																															
...																															
...																															
dwProtocolCount																															
rgtmprotUsableList (variable)																															
...																															

MsgHeader (24 bytes): This field MUST contain a [MESSAGE PACKET](#) structure.

- The **dwUserMsgType** field MUST be 0x00005A02.
- The **dwcbVarLenData** field MUST be the number of bytes used by the **rgtmprotUsableList** field plus 4.

dwProtocolCount (4 bytes): An unsigned 32-bit value that MUST contain the number of elements in the **rgtmprotUsableList** array. If this value is zero, the **rgtmprotUsableList** field MUST be omitted.

rgtmprotUsableList (variable): Array of [STmToTmProtocol \(section 2.2.5.9\)](#) elements, each of which MUST be of type **TmProtocolExtended**. Each element defines the location information for an extension protocol. Each element MUST be aligned on a 4-byte boundary.

2.2.8.2.2.1.3 TXUSER_EXTENDEDPWHEREABOUTS_MTAG_NOMEM

This message is sent by the **transaction manager** to the **client** in response to a [TXUSER_EXTENDEDPWHEREABOUTS_MTAG_GET \(section 2.2.8.2.2.1.1\)](#) message to indicate that there is not enough memory to process the request.

0	1	2	3	4	5	6	7	8	9	10	11	12	13	14	15	16	17	18	19	20	21	22	23	24	25	26	27	28	29	30	31
MsgHeader (24 bytes)																															
...																															
...																															

MsgHeader (24 bytes): This field MUST contain a [MESSAGE PACKET](#) structure.

- The **dwUserMsgType** field MUST be 0x00005A03.
- The **dwcbVarLenData** field MUST be 0.

2.2.8.2.2.2 CONNTYPE_TXUSER_EXPORT

This **connection type** is used by a source **application** to initiate a **push propagation** to a destination application.

For more information about CONNTYPE_TXUSER_EXPORT as an **initiator**, see section [3.3.5.2.2.2](#), and as an **acceptor**, see section [3.4.5.2.2.2](#).

2.2.8.2.2.2.1 TXUSER_EXPORT_MTAG_CREATE

This message is used by **applications** to establish a **connection** with the **transaction manager** in order to export **transactions** to a destination transaction manager.

0	1	2	3	4	5	6	7	8	9	10	11	12	13	14	15	16	17	18	19	20	21	22	23	24	25	26	27	28	29	30	31
MsgHeader (24 bytes)																															
...																															
...																															
SourceTmAddr (variable)																															
...																															

MsgHeader (24 bytes): This field MUST contain a [MESSAGE PACKET](#) structure.

- The **dwUserMsgType** field MUST be 0x00001041.
- The **dwcbVarLenData** field MUST be the number of bytes used for the **SourceTmAddr** field, and the value MUST be at least 40.

SourceTmAddr (variable): This field specifies the network address and identification information for the destination transaction manager. This field MUST contain either a [NAMEOBJECTBLOB](#) (section [2.2.5.3](#)) structure or an [OLETX_TM_ADDR](#) (section [2.2.4.2](#)) structure in a version-specific manner as described in [Version-Specific Aspects of Connection Types Relevant to an Application](#) (section [2.2.1.1.1](#)). This transaction manager receives **push propagation** operations from the source transaction manager, which is the recipient of this message. [CONNTYPE_PARTNERTM_PROPAGATE](#) (section [2.2.9.1.1.1](#)) defines the protocol that is used between the two transaction managers as a result of the export operation.

2.2.8.2.2.2 TXUSER_EXPORT_MTAG_CREATE2

This message is used by **applications** to establish a **connection** with the **transaction manager** in preparation to export **transactions** to a destination transaction manager.

0	1	2	3	4	5	6	7	8	9	10	11	12	13	14	15	16	17	18	19	20	21	22	23	24	25	26	27	28	29	30	31
MsgHeader (24 bytes)																															
...																															
SourceTmAddr (variable)																															
...																															

MsgHeader (24 bytes): This field MUST contain a [MESSAGE_PACKET](#) structure.

- The **dwUserMsgType** field MUST be 0x00001804.
- The **dwcbVarLenData** field MUST be the number of bytes used for the **SourceTmAddr** field, and the value MUST be at least 40.

SourceTmAddr (variable): This field MUST contain an [OLETX_TM_ADDR](#) structure that specifies the network address and identification information for the destination transaction manager. This transaction manager receives push propagation operations from the source transaction manager, which is the recipient of this message. [CONNTYPE PARTNERTM PROPAGATE \(section 2.2.9.1.1.1\)](#) defines the protocol that is used between the two transaction managers as a result of the export operation.

2.2.8.2.2.2.3 TXUSER_EXPORT_MTAG_CREATE_BAD_TMADDR

This message indicates that the create request failed because of errors encountered during the interpretation and processing of the **SourceTmAddr** field in the **connection's** initial [TXUSER_EXPORT_MTAG_CREATE \(section 2.2.8.2.2.2.1\)](#) or [TXUSER_EXPORT_MTAG_CREATE2 \(section 2.2.8.2.2.2.2\)](#) message.

0	1	2	3	4	5	6	7	8	9	10	11	12	13	14	15	16	17	18	19	20	21	22	23	24	25	26	27	28	29	30	31
MsgHeader (24 bytes)																															
...																															
...																															

MsgHeader (24 bytes): This field MUST contain a [MESSAGE_PACKET](#) structure.

- The **dwUserMsgType** field MUST be 0x00001046.
- The **dwcbVarLenData** field MUST be 0.

2.2.8.2.2.2.4 TXUSER_EXPORT_MTAG_CREATE_NET_TX_DISABLED

This message indicates that the create request failed because the **transaction manager** that received the request has disabled the ability to export **transactions** to other transaction managers. See the Allow Outbound Transaction flag in [Abstract Data Model \(section 3.2.1\)](#) for more details.

0	1	2	3	4	5	6	7	8	9	10	11	12	13	14	15	16	17	18	19	20	21	22	23	24	25	26	27	28	29	30	31
MsgHeader (24 bytes)																															
...																															
...																															

MsgHeader (24 bytes): This field MUST contain a [MESSAGE_PACKET](#) structure.

- The **dwUserMsgType** field MUST be 0x00001805.
- The **dwcbVarLenData** field MUST be 0.

2.2.8.2.2.2.5 TXUSER_EXPORT_MTAG_CREATED

This message indicates that the create request succeeded and the **connection** is now ready to process export requests.

0	1	2	3	4	5	6	7	8	9	10	11	12	13	14	15	16	17	18	19	20	21	22	23	24	25	26	27	28	29	30	31
MsgHeader (24 bytes)																															
...																															
...																															

MsgHeader (24 bytes): This field MUST contain a [MESSAGE_PACKET](#) structure.

- The **dwUserMsgType** field MUST be 0x00001042.
- The **dwcbVarLenData** field MUST be 0.

2.2.8.2.2.2.6 TXUSER_EXPORT_MTAG_EXPORT

This message is used to export a **transaction** to the destination **transaction manager** that is identified by **SourceTmAddr** in the **connection's** initial [TXUSER_EXPORT_MTAG_CREATE \(section 2.2.8.2.2.2.1\)](#) or [TXUSER_EXPORT_MTAG_CREATE2 \(section 2.2.8.2.2.2.2\)](#) message.

0	1	2	3	4	5	6	7	8	9	10	11	12	13	14	15	16	17	18	19	20	21	22	23	24	25	26	27	28	29	30	31
MsgHeader (24 bytes)																															
...																															
...																															

guidTX (16 bytes)
...
...

MsgHeader (24 bytes): This field MUST contain a [MESSAGE_PACKET](#) structure.

- The **dwUserMsgType** field MUST be 0x00001043.
- The **dwcbVarLenData** field MUST be 16.

guidTX (16 bytes): This field MUST contain a **GUID** that specifies the **transaction identifier**.

2.2.8.2.2.2.7 TXUSER_EXPORT_MTAG_EXPORT_LOG_FULL

This message indicates that the export request failed because the **transaction recovery** log was full at the source **transaction manager**.

0	1	2	3	4	5	6	7	8	9	0	1	2	3	4	5	6	7	8	9	0	1	2	3	4	5	6	7	8	9	0	1
MsgHeader (24 bytes)																															
...																															
...																															

MsgHeader (24 bytes): This field MUST contain a [MESSAGE_PACKET](#) structure.

- The **dwUserMsgType** field MUST be 0x00001050.
- The **dwcbVarLenData** field MUST be 0.

2.2.8.2.2.2.8 TXUSER_EXPORT_MTAG_EXPORT_NO_MEM

This message indicates that the export request failed because the source **transaction manager** was unable to allocate sufficient dynamic memory for the request.

0	1	2	3	4	5	6	7	8	9	0	1	2	3	4	5	6	7	8	9	0	1	2	3	4	5	6	7	8	9	0	1
MsgHeader (24 bytes)																															
...																															
...																															

MsgHeader (24 bytes): This field MUST contain a [MESSAGE_PACKET](#) structure.

- The **dwUserMsgType** field MUST be 0x00001802.
- The **dwcbVarLenData** field MUST be 0.

2.2.8.2.2.2.9 TXUSER_EXPORT_MTAG_EXPORT_TOO_LATE

This message indicates that the export request failed because it was too late to process the export request for the current state of the **transaction**. See [Export Transaction \(section 3.2.7.21\)](#) and [Export Transaction Failure \(section 3.4.7.11\)](#) for more information.

0	1	2	3	4	5	6	7	8	9	10	11	12	13	14	15	16	17	18	19	20	21	22	23	24	25	26	27	28	29	30	31
MsgHeader (24 bytes)																															
...																															
...																															

MsgHeader (24 bytes): This field MUST contain a [MESSAGE PACKET](#) structure.

- The **dwUserMsgType** field MUST be 0x00001049.
- The **dwcbVarLenData** field MUST be 0.

2.2.8.2.2.2.10 TXUSER_EXPORT_MTAG_EXPORT_TOO_MANY

This message indicates that the export request failed because the number of direct **participants** for the **transaction** specified by the **guidTX** field in the [TXUSER_EXPORT_MTAG_EXPORT \(section 2.2.8.2.2.2.6\)](#) message exceeded the allowed number of remote transaction manager enlistments. For more information, see [Export Transaction \(section 3.2.7.21\)](#).

0	1	2	3	4	5	6	7	8	9	10	11	12	13	14	15	16	17	18	19	20	21	22	23	24	25	26	27	28	29	30	31
MsgHeader (24 bytes)																															
...																															
...																															

MsgHeader (24 bytes): This field MUST contain a [MESSAGE PACKET](#) structure.

- The **dwUserMsgType** field MUST be 0x00001801.
- The **dwcbVarLenData** field MUST be 0.

2.2.8.2.2.2.11 TXUSER_EXPORT_MTAG_EXPORT_TX_NOT_FOUND

This message indicates that the export request failed because the **transaction** specified by the **guidTX** field in the [TXUSER_EXPORT_MTAG_EXPORT \(section 2.2.8.2.2.2.6\)](#) message was not found by the source **transaction manager**.

0	1	2	3	4	5	6	7	8	9	10	11	12	13	14	15	16	17	18	19	20	21	22	23	24	25	26	27	28	29	30	31
MsgHeader (24 bytes)																															
...																															

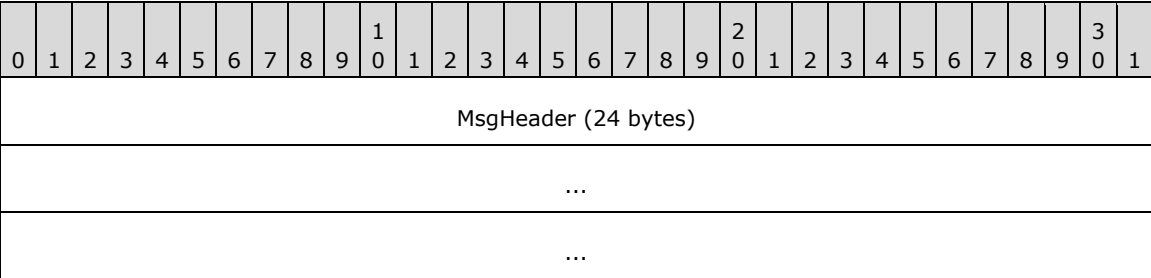
...

MsgHeader (24 bytes): This field MUST contain a [MESSAGE_PACKET](#) structure.

- The **dwUserMsgType** field MUST be 0x00001048.
- The **dwcbVarLenData** field MUST be 0.

2.2.8.2.2.12 TXUSER_EXPORT_MTAG_EXPORTED

This message indicates that the export request was successful.



MsgHeader (24 bytes): This field MUST contain a [MESSAGE_PACKET](#) structure.

- The **dwUserMsgType** field MUST be 0x00001044.
- The **dwcbVarLenData** field MUST be 0.

2.2.8.2.2.3 CONNTYPE_TXUSER_EXPORT2

This **connection type** is used by a source **application** to initiate a **push propagation** to a destination application. This connection type supersedes [CONNTYPE_TXUSER_EXPORT](#).

For more information about CONNTYPE_TXUSER_EXPORT2 as an initiator, see section [3.3.5.2.2.3](#), and as an acceptor, see section [3.4.1.9](#).

This connection type also uses the following messages:

- [TXUSER_EXPORT_MTAG_CREATE](#)
- [TXUSER_EXPORT_MTAG_CREATE2](#)
- [TXUSER_EXPORT_MTAG_CREATE_BAD_TMADDR](#)
- [TXUSER_EXPORT_MTAG_CREATE_NET_TX_DISABLED](#)
- [TXUSER_EXPORT_MTAG_CREATED](#)
- [TXUSER_EXPORT_MTAG_EXPORT](#)
- [TXUSER_EXPORT_MTAG_EXPORT_LOG_FULL](#)
- [TXUSER_EXPORT_MTAG_EXPORT_NO_MEM](#)
- [TXUSER_EXPORT_MTAG_EXPORT_TOO_LATE](#)
- [TXUSER_EXPORT_MTAG_EXPORT_TOO_MANY](#)
- [TXUSER_EXPORT_MTAG_EXPORT_TX_NOT_FOUND](#)

- [TXUSER_EXPORT_MTAG_EXPORTED](#)

2.2.8.2.2.3.1 TXUSER_EXPORT_MTAG_EXPORT_COMM_FAILED

This message indicates that the export request failed because the sender of this message encountered a communication failure with the source **transaction manager**.

0	1	2	3	4	5	6	7	8	9	10	11	12	13	14	15	16	17	18	19	20	21	22	23	24	25	26	27	28	29	30	31
MsgHeader (24 bytes)																															
...																															
...																															

MsgHeader (24 bytes): This field MUST contain a [MESSAGE_PACKET](#) structure.

- The **dwUserMsgType** field MUST be 0x00001806.
- The **dwcbVarLenData** field MUST be 0x00000000.

2.2.8.2.2.4 CONNTYPE_TXUSER_IMPORT

This **connection type** is used by a destination **application** to complete a **push propagation** that is initiated by a source application.

For more information about CONNTYPE_TXUSER_IMPORT as an **initiator**, see section [3.3.5.2.2.4](#), and as an **acceptor**, see section [3.4.5.2.2.4](#).

2.2.8.2.2.4.1 TXUSER_IMPORT_MTAG_ABORT

This message is a request for the **transaction manager** to abort the **transaction**.

0	1	2	3	4	5	6	7	8	9	10	11	12	13	14	15	16	17	18	19	20	21	22	23	24	25	26	27	28	29	30	31
MsgHeader (24 bytes)																															
...																															
...																															
guidReason (16 bytes)																															
...																															
...																															

MsgHeader (24 bytes): This field MUST contain a [MESSAGE_PACKET](#) structure.

- The **dwUserMsgType** field MUST be 0x00001023.
- The **dwcbVarLenData** field MUST be 16.

guidReason (16 bytes): The value MUST be set to an implementation-specific **GUID** that specifies the reason for aborting the transaction and SHOULD be ignored on receipt.

2.2.8.2.2.4.2 TXUSER_IMPORT_MTAG_ABORT_TOO_LATE

This message is sent to the **application** in the **connection type** that was created for the originating [TXUSER_IMPORT_MTAG_IMPORT \(section 2.2.8.2.2.4.3\)](#) message.

0	1	2	3	4	5	6	7	8	9	10	11	12	13	14	15	16	17	18	19	20	21	22	23	24	25	26	27	28	29	30	31
MsgHeader (24 bytes)																															
...																															
...																															

MsgHeader (24 bytes): This field MUST contain a [MESSAGE PACKET](#) structure.

- The **dwUserMsgType** field MUST be 0x00001025.
- The **dwcbVarLenData** field MUST be 0.

2.2.8.2.2.4.3 TXUSER_IMPORT_MTAG_IMPORT

This message is used by a destination **application** to complete a **push propagation** operation that is initiated by a source application.

0	1	2	3	4	5	6	7	8	9	10	11	12	13	14	15	16	17	18	19	20	21	22	23	24	25	26	27	28	29	30	31
MsgHeader (24 bytes)																															
...																															
...																															
guidTx (16 bytes)																															
...																															
...																															

MsgHeader (24 bytes): This field MUST contain a [MESSAGE PACKET](#) structure.

- The **dwUserMsgType** field MUST be 0x00001021.
- The **dwcbVarLenData** field MUST be 16.

guidTx (16 bytes): This field MUST contain a **GUID** that specifies the **transaction identifier**.

2.2.8.2.2.4.4 TXUSER_IMPORT_MTAG_IMPORT_TX_NOT_FOUND

This message is sent if the attempt to import the **transaction** is unsuccessful because the transaction that is specified in the [TXUSER_IMPORT_MTAG_IMPORT \(section 2.2.8.2.2.4.3\)](#) message cannot be found.

0	1	2	3	4	5	6	7	8	9	10	11	12	13	14	15	16	17	18	19	20	21	22	23	24	25	26	27	28	29	30	31
MsgHeader (24 bytes)																															
...																															
...																															

MsgHeader (24 bytes): This field MUST contain a [MESSAGE_PACKET](#) structure.

- The **dwUserMsgType** field MUST be 0x00001026.
- The **dwcbVarLenData** field MUST be 0.

2.2.8.2.2.4.5 TXUSER_IMPORT_MTAG_IMPORTED

This message indicates that the import operation completed successfully.

0	1	2	3	4	5	6	7	8	9	10	11	12	13	14	15	16	17	18	19	20	21	22	23	24	25	26	27	28	29	30	31
MsgHeader (24 bytes)																															
...																															
...																															
isoLevel																															
isoFlags																															

MsgHeader (24 bytes): This field MUST contain a [MESSAGE_PACKET](#) structure.

- The **dwUserMsgType** field MUST be 0x00001022.
- The **dwcbVarLenData** field MUST be 8.

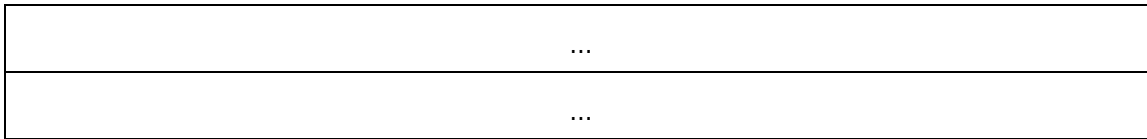
isoLevel (4 bytes): See the **isoLevel** field in section [2.2.8.1.1.2](#) for details.

isoFlags (4 bytes): See the **isoFlags** field in section [2.2.8.1.1.2](#) for details.

2.2.8.2.2.4.6 TXUSER_IMPORT_MTAG_REQUEST_COMPLETED

This message indicates that the attempt to abort the **transaction** was successful.

0	1	2	3	4	5	6	7	8	9	10	11	12	13	14	15	16	17	18	19	20	21	22	23	24	25	26	27	28	29	30	31
MsgHeader (24 bytes)																															



MsgHeader (24 bytes): This field MUST contain a [MESSAGE PACKET](#) structure.

- The **dwUserMsgType** field MUST be 0x00001024.
- The **dwcbVarLenData** field MUST be 0.

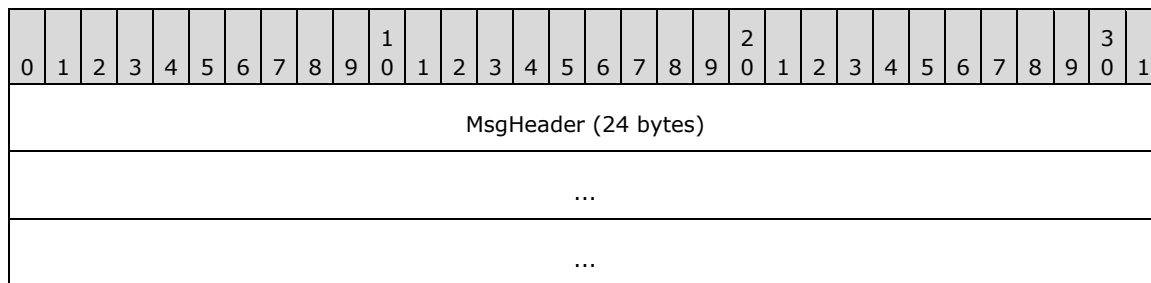
2.2.8.2.2.5 CONNTYPE_TXUSER_IMPORT2

This **connection type** is used by a destination **application** to complete a **push propagation** that is initiated by a source application. This connection type supersedes [CONNTYPE_TXUSER_IMPORT](#).

For more information about CONNTYPE_TXUSER_IMPORT2 as an **initiator**, see section [3.3.5.2.2.5](#), and as an **acceptor**, see section [3.4.5.2.2.5](#).

2.2.8.2.2.5.1 TXUSER_IMPORT2_MTAG_ABORT

This message is used to abort a **transaction** that was previously successfully imported by using either the [TXUSER_IMPORT2_MTAG_IMPORT](#) (section [2.2.8.2.2.5.2](#)) or [TXUSER_IMPORT2_MTAG_IMPORT_WITH_SET](#) (section [2.2.8.2.2.5.3](#)) message.

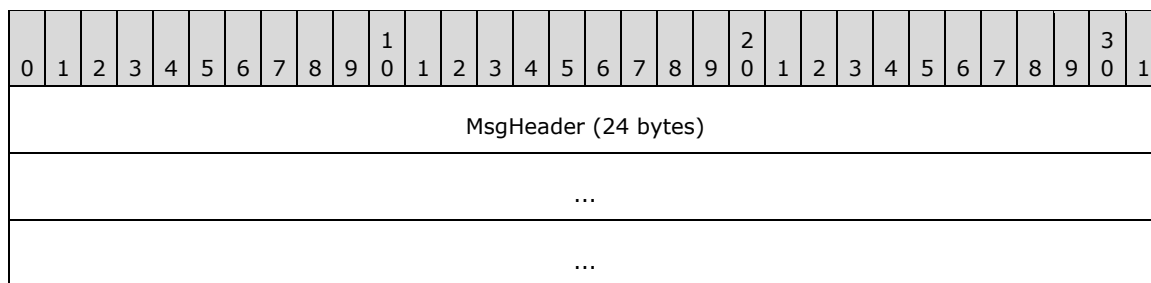


MsgHeader (24 bytes): This field MUST contain a [MESSAGE PACKET](#) structure.

- The **dwUserMsgType** field MUST be 0x00006101.
- The **dwcbVarLenData** field MUST be 0.

2.2.8.2.2.5.2 TXUSER_IMPORT2_MTAG_IMPORT

This message is used by **resource managers** or **server** processes to establish a **transaction connection** with their **transaction manager**. The **transaction identifier** for which the connection is wanted is identified by the **guidTX** member of the message structure.



guidTX (16 bytes)
...
...

MsgHeader (24 bytes): This field MUST contain a [MESSAGE PACKET](#) structure.

- The **dwUserMsgType** field MUST be 0x00006102.
- The **dwcbVarLenData** field MUST be 16.

guidTX (16 bytes): This field MUST be a **GUID** that specifies the transaction identifier.

2.2.8.2.2.5.3 TXUSER_IMPORT2_MTAG_IMPORT_WITH_SET

This message is used by a destination **application** to complete a **push propagation** operation that is initiated by a source application. It is similar to the [TXUSER_IMPORT2_MTAG_IMPORT \(section 2.2.8.2.2.5.2\)](#) message, except that it allows the application to specify the isolation level, isolation flags, and description of the **transaction**, in addition to the identifier.

0	1	2	3	4	5	6	7	8	9	10	11	12	13	14	15	16	17	18	19	20	21	22	23	24	25	26	27	28	29	30	31
MsgHeader (24 bytes)																															
...																															
...																															
guidTX (16 bytes)																															
...																															
...																															
isoLevel																															
isoFlags																															
szDesc (40 bytes)																															
...																															
...																															

MsgHeader (24 bytes): This field MUST contain a [MESSAGE PACKET](#) structure.

- The **dwUserMsgType** field MUST be 0x00006107.
- The **dwcbVarLenData** field MUST be 64.

guidTX (16 bytes): This field MUST contain a **GUID** that specifies the **transaction identifier**.

isoLevel (4 bytes): See the **isoLevel** field in section [2.2.8.1.1.2](#) for details.

isoFlags (4 bytes): See the **isoFlags** field in section [2.2.8.1.1.2](#) for details.

szDesc (40 bytes): See the **szDesc** field in section [2.2.8.1.1.2](#) for details.

2.2.8.2.2.5.4 TXUSER_IMPORT2_MTAG_SINK_ERROR

This message is sent if the attempt to import the **transaction** was unsuccessful or to indicate the success or failure of the abort operation.

0	1	2	3	4	5	6	7	8	9	10	11	12	13	14	15	16	17	18	19	20	21	22	23	24	25	26	27	28	29	30	31
MsgHeader (24 bytes)																															
...																															
...																															
Error																															

MsgHeader (24 bytes): This field MUST contain a [MESSAGE PACKET](#) structure.

- The **dwUserMsgType** field MUST be 0x00006105.
- The **dwcbVarLenData** field MUST be 4.

Error (4 bytes): This field MUST contain the status for the previous request. The value MUST be a member of the [TRUN_TXIMPORT_ERRORS](#) enumeration.

2.2.8.2.2.5.5 TXUSER_IMPORT2_MTAG_SINK_IMPORTED

This message provides the isolation level and isolation flags for the specified **transaction**.

0	1	2	3	4	5	6	7	8	9	10	11	12	13	14	15	16	17	18	19	20	21	22	23	24	25	26	27	28	29	30	31
MsgHeader (24 bytes)																															
...																															
...																															
isoLevel																															
isoFlags																															

MsgHeader (24 bytes): This field MUST contain a [MESSAGE PACKET](#) structure.

- The **dwUserMsgType** field MUST be 0x00006106.
- The **dwcbVarLenData** field MUST be 8.

isoLevel (4 bytes): See the **isoLevel** field in section [2.2.8.1.1.2](#) for details.

isoFlags (4 bytes): See the **isoFlags** field in section [2.2.8.1.1.2](#) for details.

2.2.8.3 Transaction Administration

2.2.8.3.1 CONNTYPE_TXUSER_GETTXDETAILS

This **connection type** is used by an **application** to retrieve details about a **transaction** from its **transaction manager**.

For more information about CONNTYPE_TXUSER_GETTXDETAILS as an **initiator**, see section [3.3.5.3.1](#), and as an **acceptor**, see section [3.4.5.3.1](#).

2.2.8.3.1.1 TXUSER_GETTXDETAILS_MTAG_GET

This message is used to request details about a **transaction** from the **transaction manager**.

0	1	2	3	4	5	6	7	8	9	10	11	12	13	14	15	16	17	18	19	20	21	22	23	24	25	26	27	28	29	30	31
MsgHeader (24 bytes)																															
...																															
...																															
guidTx (16 bytes)																															
...																															
...																															

MsgHeader (24 bytes): This field MUST contain a [MESSAGE PACKET](#) structure.

- The **dwUserMsgType** field MUST be 0x00004701.
- The **dwcbVarLenData** field MUST be 16.

guidTx (16 bytes): This field MUST contain a **GUID** that specifies the **transaction identifier**.

2.2.8.3.1.2 TXUSER_GETTXDETAILS_MTAG_GOTIT

This message provides the **client** with name and identifier details for the **transaction** superior and all enlisted subordinates.

0	1	2	3	4	5	6	7	8	9	10	11	12	13	14	15	16	17	18	19	20	21	22	23	24	25	26	27	28	29	30	31
MsgHeader (24 bytes)																															
...																															
...																															

ISubordinateCount
Reserved
vszSuperiorName (variable)
...
vszSuperiorID (variable)
...
rgSubordinates (variable)
...

MsgHeader (24 bytes): This field MUST contain a [MESSAGE PACKET](#) structure.

- The **dwUserMsgType** field MUST be 0x00004702.
- The **dwcbVarLenData** field MUST be at least 16 bytes.

ISubordinateCount (4 bytes): This field MUST contain the number of subordinates in the **rgSubordinates** array that follows.

Reserved (4 bytes): Reserved. This value MUST be set to zero and MUST be ignored on receipt.

vszSuperiorName (variable): This field MUST contain an [OLETX_VARLEN_STRING](#) structure. The structure specifies an implementation-specific name for the **Name** property of the **Superior Enlistment** object (see section [3.2.1](#)) that is maintained by the [Core Transaction Manager Facet \(section 1.3.3.3.1\)](#). The Core Transaction Manager Facet is initialized as specified in [Initialization \(section 3.2.3\)](#).

If the **transaction manager** is the **root transaction manager** for the transaction, the value MUST be a zero-length OLETX_VARLEN_STRING. If the transaction manager is not acting as the root transaction manager for the transaction, the value MUST NOT be a zero-length OLETX_VARLEN_STRING. This field MUST be aligned on a 4-byte boundary by padding with arbitrary values that MUST be ignored on receipt.

vszSuperiorID (variable): This field contains an OLETX_VARLEN_STRING structure. The structure MUST contain an implementation-specific identifier that corresponds to the **Enlistment Object.Identifier** property of the **Superior Enlistment** object (see section [3.2.1](#)) that is maintained by the Core Transaction Manager Facet (section [1.3.3.3.1](#)) as described for **Enlistment** objects (see section [3.1.1](#)). The Core Transaction Manager Facet is initialized as specified in Initialization. If the transaction manager is the root transaction manager for the transaction, the value MUST be a zero-length OLETX_VARLEN_STRING. This field MUST be aligned on a 4-byte boundary by padding with arbitrary values that MUST be ignored on receipt.

rgSubordinates (variable): An array of OLETX_VARLEN_STRING structure pairs. Each pair MUST specify an implementation-specific name, followed by an implementation-specific identifier. The array MUST contain **ISubordinateCount** pairs of OLETX_VARLEN_STRING structures, representing the collection of subordinates enlisted on the transaction. If **ISubordinateCount** contains zero, this field MUST NOT be present.

This field MUST be aligned on a 4-byte boundary by padding with arbitrary values that MUST be ignored on receipt. The name and identifier correspond to the **Name** and **Enlistment**

Object.Identifier properties (see section 3.1.1) respectively, of the **Phase One Enlistment** list that is maintained by the **core transaction manager facet** (see section 3.2.1) and initialized as specified in [Enlistment Object Initialization \(section 3.1.3.1\)](#).

2.2.8.3.1.3 TXUSER_GETTXDETAILS_MTAG_TX_NOT_FOUND

This message is sent to indicate that the **transaction** details cannot be found.

0	1	2	3	4	5	6	7	8	9	10	11	12	13	14	15	16	17	18	19	20	21	22	23	24	25	26	27	28	29	30	31
MsgHeader (24 bytes)																															
...																															
...																															

MsgHeader (24 bytes): This field MUST contain a [MESSAGE PACKET](#) structure.

- The **dwUserMsgType** field MUST be 0x00004703.
- The **dwcbVarLenData** field MUST be 0.

2.2.8.3.2 CONNTYPE_TXUSER_RESOLVE

This **connection type** is used by an **application** either to manually resolve the **outcome** of an [In Doubt transaction](#) or cause its **transaction manager** to forget a transaction that is in the [Failed to Notify](#) state.

For more information about CONNTYPE_TXUSER_RESOLVE as an **initiator**, see section [3.3.5.3.2](#), and as an **acceptor**, see section [3.4.5.3.2](#).

2.2.8.3.2.1 TXUSER_RESOLVE_MTAG_ACCESSDENIED

This message indicates that the principal that sent the previous [TXUSER_RESOLVE_MTAG_CHILD_ABORT](#), [TXUSER_RESOLVE_MTAG_CHILD_COMMIT](#), or [TXUSER_RESOLVE_MTAG_FORGET_COMMITTED](#) is not authorized to perform the requested action. <19>

0	1	2	3	4	5	6	7	8	9	10	11	12	13	14	15	16	17	18	19	20	21	22	23	24	25	26	27	28	29	30	31
MsgHeader (24 bytes)																															
...																															
...																															

MsgHeader (24 bytes): This field MUST contain a [MESSAGE PACKET](#) structure.

- The **dwUserMsgType** field MUST be 0x0000107F.
- The **dwcbVarLenData** field MUST be 0x00000000.

2.2.8.3.2.2 TXUSER_RESOLVE_MTAG_CHILD_ABORT

This message is sent by the **application** to manually resolve the **outcome** of an in-doubt **transaction** as aborted.

0	1	2	3	4	5	6	7	8	9	10	11	12	13	14	15	16	17	18	19	20	21	22	23	24	25	26	27	28	29	30	31
MsgHeader (24 bytes)																															
...																															
...																															
guidTx (16 bytes)																															
...																															
...																															

MsgHeader (24 bytes): This field MUST contain a [MESSAGE_PACKET](#) structure.

- The **dwUserMsgType** field MUST be 0x00001071.
- The **dwcbVarLenData** field MUST be 16.

guidTx (16 bytes): This field MUST contain a **GUID** that specifies the **transaction identifier**.

2.2.8.3.2.3 TXUSER_RESOLVE_MTAG_CHILD_COMMIT

This message is sent by an **application** to manually resolve an in-doubt **transaction** as committed.

0	1	2	3	4	5	6	7	8	9	10	11	12	13	14	15	16	17	18	19	20	21	22	23	24	25	26	27	28	29	30	31
MsgHeader (24 bytes)																															
...																															
...																															
guidTx (16 bytes)																															
...																															
...																															

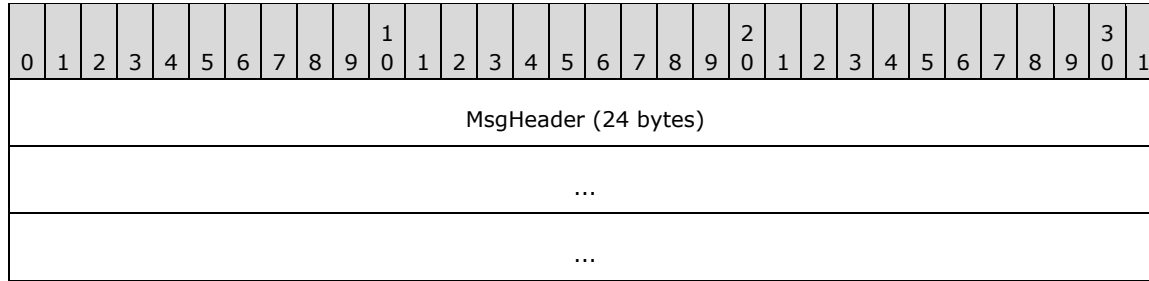
MsgHeader (24 bytes): This field MUST contain a [MESSAGE_PACKET](#) structure.

- The **dwUserMsgType** field MUST be 0x00001072.
- The **dwcbVarLenData** field MUST be 16.

guidTx (16 bytes): This field MUST contain a **GUID** that specifies the **transaction identifier**.

2.2.8.3.2.4 TXUSER_RESOLVE_MTAG_CHILD_NOT_PREPARED

This message indicates that the specified **transaction** is not in the [In Doubt](#) state.

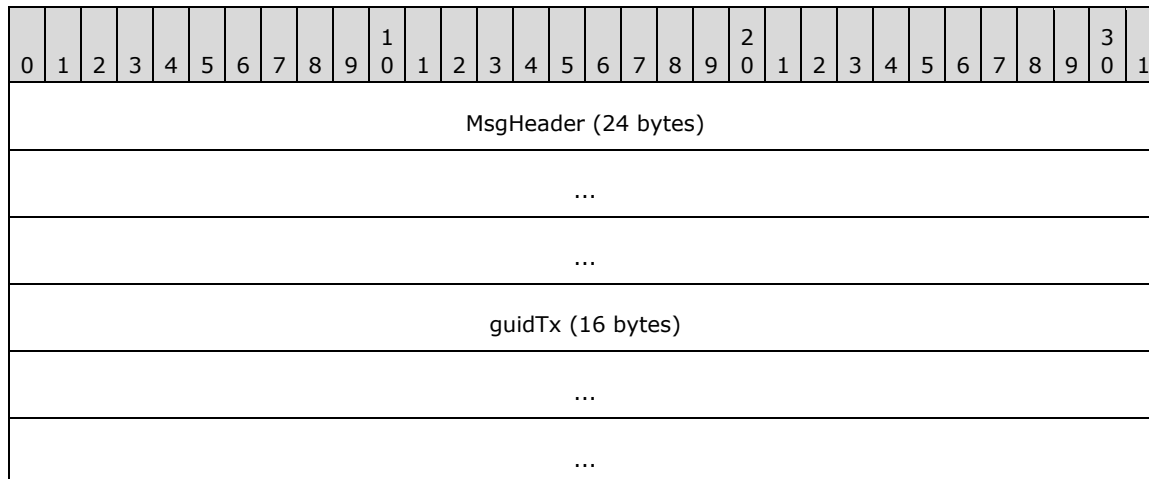


MsgHeader (24 bytes): This field MUST contain a [MESSAGE PACKET](#) structure.

- The **dwUserMsgType** field MUST be 0x00001077.
- The **dwcbVarLenData** field MUST be 0.

2.2.8.3.2.5 TXUSER_RESOLVE_MTAG_FORGET_COMMITTED

This message is sent by an **application** to request that the **transaction manager** issue a [Forget Transaction](#) event for a **transaction** that is in the [Failed to Notify](#) state.



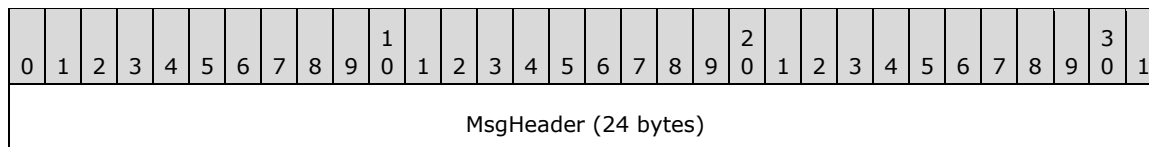
MsgHeader (24 bytes): This field MUST contain a [MESSAGE PACKET](#) structure.

- The **dwUserMsgType** field MUST be 0x00001073.
- The **dwcbVarLenData** field MUST be 16.

guidTx (16 bytes): This field MUST contain a **GUID** that specifies the **transaction identifier**.

2.2.8.3.2.6 TXUSER_RESOLVE_MTAG_FORGET_TX_NOT_COMMITTED

This message indicates that the specified **transaction** is not in the [Failed to Notify](#) state.



...
...

MsgHeader (24 bytes): This field MUST contain a [MESSAGE_PACKET](#) structure.

- The **dwUserMsgType** field MUST be 0x00001078.
- The **dwcbVarLenData** field MUST be 0.

2.2.8.3.2.7 TXUSER_RESOLVE_MTAG_REQUEST_COMPLETE

This message is sent by the **transaction manager** to indicate that the request completed successfully.

0	1	2	3	4	5	6	7	8	9	10	11	12	13	14	15	16	17	18	19	20	21	22	23	24	25	26	27	28	29	30	31
MsgHeader (24 bytes)																															
...																															
...																															

MsgHeader (24 bytes): This field MUST contain a [MESSAGE_PACKET](#) structure.

- The **dwUserMsgType** field MUST be 0x00001074.
- The **dwcbVarLenData** field MUST be 0.

2.2.8.3.2.8 TXUSER_RESOLVE_MTAG_NOT_CHILD

This message indicates that the **transaction manager** is not a subordinate for the specified **transaction**.<20>

0	1	2	3	4	5	6	7	8	9	10	11	12	13	14	15	16	17	18	19	20	21	22	23	24	25	26	27	28	29	30	31
MsgHeader (24 bytes)																															
...																															
...																															

MsgHeader (24 bytes): This field MUST contain a [MESSAGE_PACKET](#) structure.

- The **dwUserMsgType** field MUST be 0x00001076.
- The **dwcbVarLenData** field MUST be 0.

2.2.8.3.2.9 TXUSER_RESOLVE_MTAG_TX_NOT_FOUND

This message is sent by the **transaction manager** to indicate that the specified **transaction** does not exist.

0	1	2	3	4	5	6	7	8	9	10	11	12	13	14	15	16	17	18	19	20	21	22	23	24	25	26	27	28	29	30	31
MsgHeader (24 bytes)																															
...																															
...																															

MsgHeader (24 bytes): This field MUST contain a [MESSAGE PACKET](#) structure.

- The **dwUserMsgType** field MUST be 0x00001075.
- The **dwcbVarLenData** field MUST be 0.

2.2.8.3.3 CONNTYPE_TXUSER_SETTXTIMEOUT

This **connection type** is used by an **application** to modify the time-out of a **transaction** that has been initiated on a [CONNTYPE_TXUSER_BEGINNER](#) connection.

For more information about CONNTYPE_TXUSER_SETTXTIMEOUT as an **initiator**, see section [3.3.5.3.3](#), and as an **acceptor**, see section [3.4.5.3.3](#).

This connection type also uses the TXUSER_SETTXTIMEOUT_MTAG_REQUEST_COMPLETE (as specified in section [2.2.8.1.2.6](#)), TXUSER_SETTXTIMEOUT_MTAG_SETTXTIMEOUT (as specified in section [2.2.8.1.2.7](#)), and TXUSER_SETTXTIMEOUT_MTAG_TOO_LATE (as specified in section [2.2.8.1.2.8](#)) messages.

2.2.8.3.3.1 TXUSER_SETTXTIMEOUT_MTAG_TX_NOT_FOUND

This message is optionally sent by the **transaction manager** as part of the [CONNTYPE_TXUSER_SETTXTIMEOUT \(section 2.2.8.3.3\)](#) **connection type** to indicate that the specified **transaction** does not exist. This message is optionally also sent by the transaction manager as part of the [CONNTYPE_TXUSER_SETTXTIMEOUT2 \(section 2.2.8.3.4\)](#) connection type to indicate that the transaction manager supports the capability to modify the time-out of a transaction. For more information, see CONNTYPE_TXUSER_SETTXTIMEOUT2.

0	1	2	3	4	5	6	7	8	9	10	11	12	13	14	15	16	17	18	19	20	21	22	23	24	25	26	27	28	29	30	31
MsgHeader (24 bytes)																															
...																															
...																															

MsgHeader (24 bytes): This field MUST contain a [MESSAGE PACKET](#) structure.

- The **dwUserMsgType** field MUST be 0x0000107D.
- The **dwcbVarLenData** field MUST be 0.

2.2.8.3.4 CONNTYPE_TXUSER_SETTXTIMEOUT2

This **connection type** is used by an **application** to query the **transaction manager's** support for modifying the time-out of a **transaction** that has been initiated on a [CONNTYPE_TXUSER_BEGIN2](#) or [CONNTYPE_TXUSER_PROMOTE](#) connection.

For more information about CONNTYPE_TXUSER_SETTXTIMEOUT2 as an **initiator**, see section [3.3.5.3.4](#), and as an **acceptor**, see section [3.4.5.3.4](#).

This connection type also uses the TXUSER_SETTXTIMEOUT_MTAG_SETTXTIMEOUT (see section [2.2.8.1.2.7](#) and TXUSER_SETTXTIMEOUT_MTAG_TX_NOT_FOUND (see section [2.2.8.3.3.1](#)) messages.

2.2.8.3.5 CONNTYPE_TXUSER_TRACE

This **connection type** is used by an **application** to ask its **transaction manager** to trace the status of a **transaction** by using an implementation-specific mechanism.

For more information about CONNTYPE_TXUSER_TRACE as an **initiator**, see section [3.3.5.3.5](#), and as an **acceptor**, see section [3.4.5.3.5](#).

2.2.8.3.5.1 TXUSER_TRACE_MTAG_DUMP_TRANSACTION

This message requests that the **transaction manager** write the status of a **transaction** to a local trace file in an implementation-specific manner.

0	1	2	3	4	5	6	7	8	9	10	11	12	13	14	15	16	17	18	19	20	21	22	23	24	25	26	27	28	29	30	31
MsgHeader (24 bytes)																															
...																															
...																															
guidTx (16 bytes)																															
...																															
...																															

MsgHeader (24 bytes): This field MUST contain a [MESSAGE PACKET](#) structure.

- The **dwUserMsgType** field MUST be 0x00002100.
- The **dwcbVarLenData** field MUST be 16.

guidTx (16 bytes): This field MUST contain a **GUID** that specifies the **transaction identifier**.

2.2.8.3.5.2 TXUSER_TRACE_MTAG_REQUEST_COMPLETE

This message indicates the **transaction** was successfully traced.

0	1	2	3	4	5	6	7	8	9	10	11	12	13	14	15	16	17	18	19	20	21	22	23	24	25	26	27	28	29	30	31
MsgHeader (24 bytes)																															
...																															

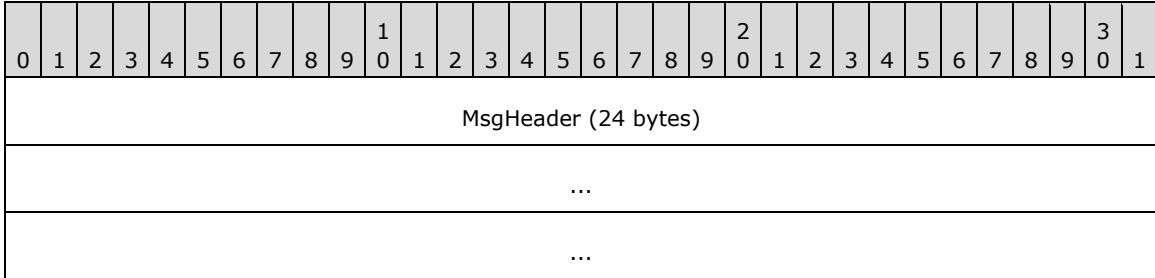
...

MsgHeader (24 bytes): This field MUST contain a [MESSAGE_PACKET](#) structure.

- The **dwUserMsgType** field MUST be 0x00002101.
- The **dwcbVarLenData** field MUST be 0.

2.2.8.3.5.3 TXUSER_TRACE_MTAG_REQUEST_FAILED

This message indicates that the trace request failed.

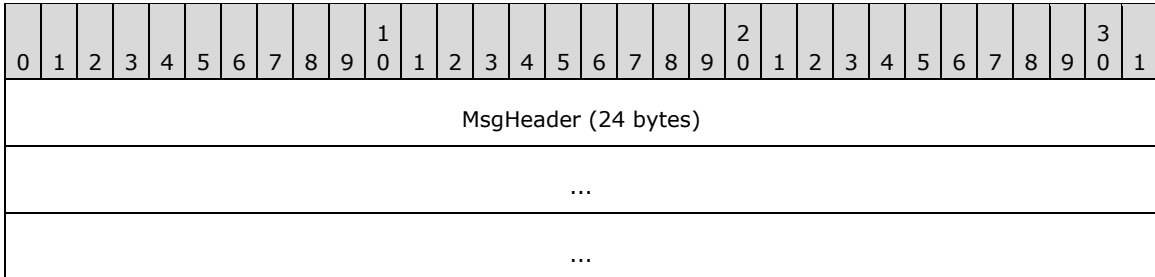


MsgHeader (24 bytes): This field MUST contain a [MESSAGE_PACKET](#) structure.

- The **dwUserMsgType** field MUST be 0x00002103.
- The **dwcbVarLenData** field MUST be 0.

2.2.8.3.5.4 TXUSER_TRACE_MTAG_TX_NOT_FOUND

This message is sent by the **transaction manager** to indicate that the trace request failed because the **transaction** does not exist.



MsgHeader (24 bytes): This field MUST contain a [MESSAGE_PACKET](#) structure.

- The **dwUserMsgType** field MUST be 0x00002102.
- The **dwcbVarLenData** field MUST be 0.

2.2.8.4 Transaction Manager Administration

2.2.8.4.1 CONNTYPE_TXUSER_GETSECURITYFLAGS

This **connection type** is used by an **application** to obtain the security configuration of its **transaction manager**.

For more information about CONNTYPE_TXUSER_GETSECURITYFLAGS as an **initiator**, see section [3.3.5.4.1](#), and as an **acceptor**, see section [3.4.5.3.5](#).

2.2.8.4.1.1 TXUSER_GETSECURITYFLAGS_MTAG_FETCHED

This message indicates that the request to obtain security configuration flags was successful.

0	1	2	3	4	5	6	7	8	9	10	11	12	13	14	15	16	17	18	19	20	21	22	23	24	25	26	27	28	29	30	31
MsgHeader (24 bytes)																															
...																															
...																															
grfNetworkDtcAccess																															
grfXaTransactions																															
grfOptions																															

MsgHeader (24 bytes): This field MUST contain a [MESSAGE_PACKET](#) structure.

- The **dwUserMsgType** field MUST be 0x00005502.
- The **dwcbVarLenData** field MUST be 12.

grfNetworkDtcAccess (4 bytes): This field contains a [DTCADVCONFIG](#) bitfield enumeration. See DTCADVCONFIG for details.

grfXaTransactions (4 bytes): This field indicates whether the **transaction manager** supports the local use of the XA standard API in an implementation-specific manner as specified in [Receiving a TXUSER_GETSECURITYFLAGS_MTAG_GETSECURITYFLAGS Message \(section 3.4.5.4.1.1\)](#). For more information about XA, see [\[C193\]](#). The field SHOULD have a value of zero if the use of the XA standard API is not supported, or it SHOULD have a value of one if the use of the XA standard API is supported.

grfOptions (4 bytes): This field contains a [DTCADVCONFIG_OPTIONS](#) bitfield enumeration. See section 2.2.7.3 for details.

2.2.8.4.1.2 TXUSER_GETSECURITYFLAGS_MTAG_GETSECURITYFLAGS

This message is used by an **application** to obtain the configuration flags that are associated with the security settings of a **transaction manager**.

0	1	2	3	4	5	6	7	8	9	10	11	12	13	14	15	16	17	18	19	20	21	22	23	24	25	26	27	28	29	30	31
MsgHeader (24 bytes)																															
...																															
...																															

MsgHeader (24 bytes): This field MUST contain a [MESSAGE_PACKET](#) structure.

- The **dwUserMsgType** field MUST be 0x00005501.
- The **dwcbVarLenData** field MUST be 0.

2.2.9 Connection Types Relevant to Transaction Managers

2.2.9.1 Transaction Propagation and Coordination

2.2.9.1.1 Push Propagation

2.2.9.1.1.1 CONNTYPE_PARTNERTM_PROPAGATE

This **connection type** is used by a **superior transaction manager** to do a **push propagation** of a **transaction** to its **subordinate transaction manager** and to execute the **Two-Phase Commit** protocol.

For more information about [CONNTYPE_PARTNERTM_PROPAGATE as Initiator](#), see section 3.7.5.1.1.1, and as an **acceptor**, see section [CONNTYPE_PARTNERTM_PROPAGATE as Acceptor \(section 3.8.5.1.1.1\)](#).

2.2.9.1.1.1.1 PARTNERTM_PROPAGATE_MTAG_PROPAGATE

This message is used to propagate a **transaction** to a **subordinate transaction manager**.

0	1	2	3	4	5	6	7	8	9	10	11	12	13	14	15	16	17	18	19	20	21	22	23	24	25	26	27	28	29	30	31
MsgHeader (24 bytes)																															
...																															
...																															
guidTX (16 bytes)																															
...																															
...																															
isoLevel																															
szDesc (40 bytes)																															
...																															
...																															

MsgHeader (24 bytes): This field MUST contain a [MESSAGE_PACKET](#) structure.

- The **dwUserMsgType** field MUST be 0x00002001.
- The **dwcbVarLenData** field MUST be 60.

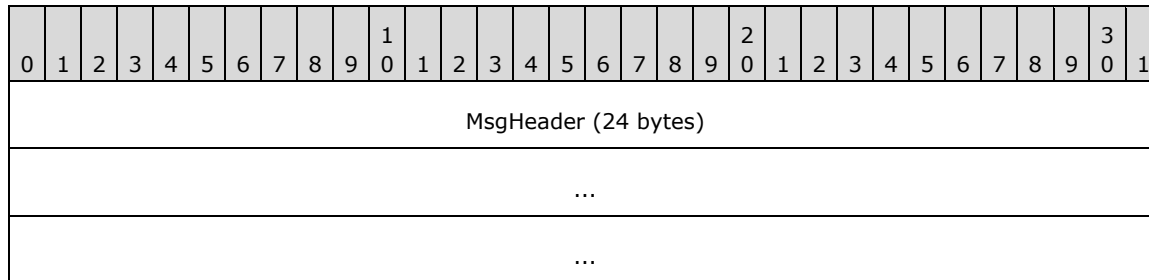
guidTX (16 bytes): This field MUST contain a **GUID** that specifies the **transaction identifier**.

isoLevel (4 bytes): See the **isoLevel** field in section [2.2.8.1.1.2](#) for details.

szDesc (40 bytes): See the **szDesc** field in section [2.2.8.1.1.2](#) for details.

2.2.9.1.1.1.2 PARTNERTM_PROPAGATE_MTAG_PROPAGATED

This message indicates that the **transaction** was successfully propagated to the **subordinate transaction manager**.

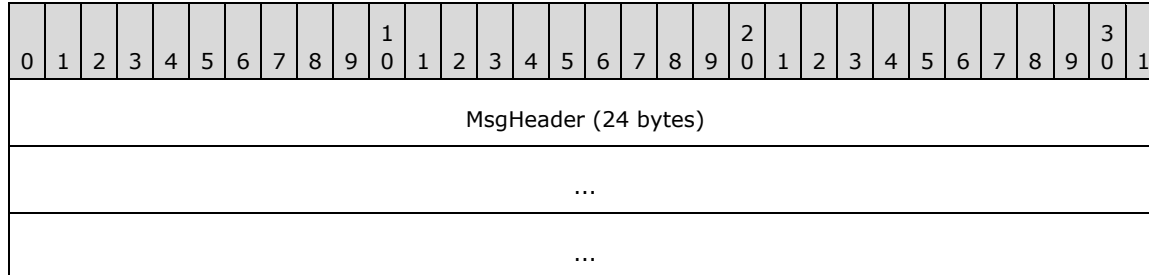


MsgHeader (24 bytes): This field MUST contain a [MESSAGE PACKET](#) structure.

- The **dwUserMsgType** field MUST be 0x00002002.
- The **dwcbVarLenData** field MUST be 0.

2.2.9.1.1.1.3 PARTNERTM_PROPAGATE_MTAG_DUPLICATE

This message indicates that the **transaction** was already propagated to the **subordinate transaction manager**.

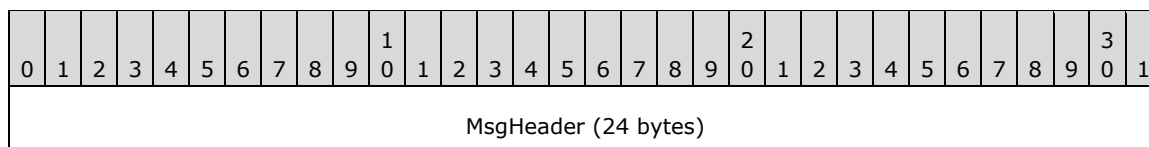


MsgHeader (24 bytes): This field MUST contain a [MESSAGE PACKET](#) structure.

- The **dwUserMsgType** field MUST be 0x00002010.
- The **dwcbVarLenData** field MUST be 0.

2.2.9.1.1.1.4 PARTNERTM_PROPAGATE_MTAG_NO_MEM

This message indicates that **transaction propagation** failed because the **subordinate transaction manager** was out of memory.



...
...

MsgHeader (24 bytes): This field MUST contain a [MESSAGE_PACKET](#) structure.

- The **dwUserMsgType** field MUST be 0x00002901.
- The **dwcbVarLenData** field MUST be 0.

2.2.9.1.1.1.5 PARTNERTM_PROPAGATE_MTAG_LOG_FULL

This message indicates that **transaction propagation** failed because the **transaction recovery** log of the **subordinate transaction manager** is full.

0	1	2	3	4	5	6	7	8	9	10	11	12	13	14	15	16	17	18	19	20	21	22	23	24	25	26	27	28	29	30	31
MsgHeader (24 bytes)																															
...																															
...																															

MsgHeader (24 bytes): This field MUST contain a [MESSAGE_PACKET](#) structure.

- The **dwUserMsgType** field MUST be 0x00002902.
- The **dwcbVarLenData** field MUST be 0.

2.2.9.1.1.1.6 PARTNERTM_PROPAGATE_MTAG_PREPAREREQ

This message is used to request that the **subordinate transaction manager** perform the actions that are needed to prepare the **transaction** to be committed.

This message is also used for [CONNTYPE PARTNERTM BRANCH](#).

0	1	2	3	4	5	6	7	8	9	10	11	12	13	14	15	16	17	18	19	20	21	22	23	24	25	26	27	28	29	30	31
MsgHeader (24 bytes)																															
...																															
...																															
grfRM																															
fSinglePhase																															

MsgHeader (24 bytes): This field MUST contain a [MESSAGE_PACKET](#) structure.

- The **dwUserMsgType** field MUST be 0x00002003.

- The **dwcbVarLenData** field MUST be 8.

grfRM (4 bytes): The value of this field MUST be a 32-bit unsigned integer. This value SHOULD be ignored on receipt.

fSinglePhase (4 bytes): Indicates whether the sending **transaction manager** will allow the **single-phase commit** optimization. If the value is zero, the receiver of the message MUST NOT perform a single-phase commit for its **superior transaction manager**. If the value is nonzero, the receiver SHOULD perform a single-phase commit for its superior transaction manager.

2.2.9.1.1.1.7 PARTNERTM_PROPAGATE_MTAG_PREPAREREQDONE

This message indicates that the **subordinate transaction manager** has processed the Prepare request from the **superior transaction manager**.

0	1	2	3	4	5	6	7	8	9	10	11	12	13	14	15	16	17	18	19	20	21	22	23	24	25	26	27	28	29	30	31
MsgHeader (24 bytes)																															
...																															
...																															
prepareReqDone																															
guidReason (16 bytes)																															
...																															
...																															

MsgHeader (24 bytes): This field MUST contain a [MESSAGE_PACKET](#) structure.

- The **dwUserMsgType** field MUST be 0x00002006.
- The **dwcbVarLenData** field MUST be 20.

prepareReqDone (4 bytes): Indicates the status of the Prepare request as specified in the PARTNERTM_PROPAGATE_PREPAREREQDONE_RESPONSE (section [2.2.6.4](#)) enumeration.

guidReason (16 bytes): Reserved. This value SHOULD be set to a **NULL GUID** and MUST be ignored on receipt.

2.2.9.1.1.1.8 PARTNERTM_PROPAGATE_MTAG_PROTOCOL_ERROR

This message indicates that the sender detected a violation of the **Two-Phase Commit** protocol and is unable to perform the previous request it received over the **connection**.

0	1	2	3	4	5	6	7	8	9	10	11	12	13	14	15	16	17	18	19	20	21	22	23	24	25	26	27	28	29	30	31
MsgHeader (24 bytes)																															
...																															

...

MsgHeader (24 bytes): This field MUST contain a [MESSAGE_PACKET](#) structure.

- The **dwUserMsgType** field MUST be 0x00002009.
- The **dwcbVarLenData** field MUST be 0.

2.2.9.1.1.1.9 PARTNERTM_PROPAGATE_MTAG_COMMITREQ

This message is sent by the **superior transaction manager** to request that the **transaction** be committed.

0	1	2	3	4	5	6	7	8	9	10	11	12	13	14	15	16	17	18	19	20	21	22	23	24	25	26	27	28	29	30	31
MsgHeader (24 bytes)																															
...																															
...																															

MsgHeader (24 bytes): This field MUST contain a [MESSAGE_PACKET](#) structure.

- The **dwUserMsgType** field MUST be 0x00002005.
- The **dwcbVarLenData** field MUST be 0.

2.2.9.1.1.1.10 PARTNERTM_PROPAGATE_MTAG_COMMITREQDONE

This message indicates that the **transaction** was successfully committed by the **subordinate transaction manager**.

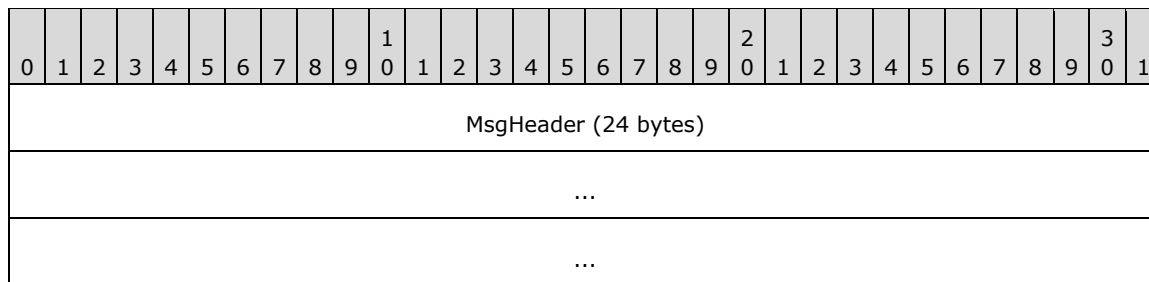
0	1	2	3	4	5	6	7	8	9	10	11	12	13	14	15	16	17	18	19	20	21	22	23	24	25	26	27	28	29	30	31
MsgHeader (24 bytes)																															
...																															
...																															

MsgHeader (24 bytes): This field MUST contain a [MESSAGE_PACKET](#) structure.

- The **dwUserMsgType** field MUST be 0x00002008.
- The **dwcbVarLenData** field MUST be 0.

2.2.9.1.1.1.11 PARTNERTM_PROPAGATE_MTAG_ABORTREQ

This message is sent by the **superior transaction manager** to request that the **transaction** be aborted.

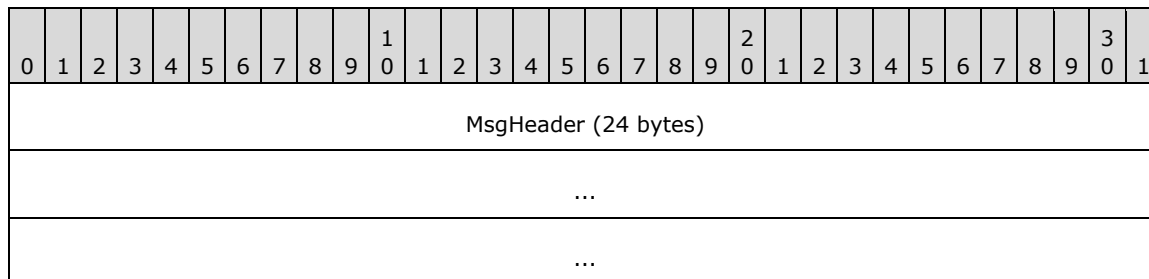


MsgHeader (24 bytes): This field MUST contain a [MESSAGE_PACKET](#) structure.

- The **dwUserMsgType** field MUST be 0x00002004.
- The **dwcbVarLenData** field MUST be 0.

2.2.9.1.1.1.12 PARTNERTM_PROPAGATE_MTAG_ABORTREQDONE

This message is sent by the **subordinate transaction manager** to indicate that the **transaction** was successfully aborted.

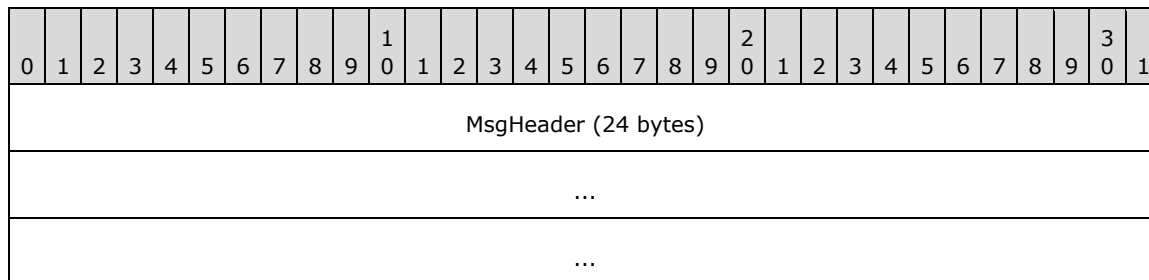


MsgHeader (24 bytes): This field MUST contain a [MESSAGE_PACKET](#) structure.

- The **dwUserMsgType** field MUST be 0x00002007.
- The **dwcbVarLenData** field MUST be 0.

2.2.9.1.1.1.13 PARTNERTM_PROPAGATE_MTAG_ABORTNOTIFY

This message is sent to abort a **transaction** before the [PARTNERTM_PROPAGATE_MTAG_PREPAREREQ \(section 2.2.9.1.1.1.6\)](#) message is received.



MsgHeader (24 bytes): This field MUST contain a [MESSAGE_PACKET](#) structure.

- The **dwUserMsgType** field MUST be 0x00002903.
- The **dwcbVarLenData** field MUST be 0.

2.2.9.1.1.1.14 PARTNERTM_PROPAGATE_MTAG_PHASE0REGISTER

This message is sent by the **subordinate transaction manager** to register for a **Phase Zero** notification.

0	1	2	3	4	5	6	7	8	9	0	1	2	3	4	5	6	7	8	9	0	1	2	3	4	5	6	7	8	9	0	1
MsgHeader (24 bytes)																															
...																															
...																															

MsgHeader (24 bytes): This field MUST contain a [MESSAGE_PACKET](#) structure.

- The **dwUserMsgType** field MUST be 0x00002906.
- The **dwcbVarLenData** field MUST be 0.

2.2.9.1.1.1.15 PARTNERTM_PROPAGATE_MTAG_PHASE0REGISTERED

This message is sent by the **superior transaction manager** to indicate that the **subordinate transaction manager** was successfully registered for **Phase Zero** notifications.

0	1	2	3	4	5	6	7	8	9	0	1	2	3	4	5	6	7	8	9	0	1	2	3	4	5	6	7	8	9	0	1
MsgHeader (24 bytes)																															
...																															
...																															

MsgHeader (24 bytes): This field MUST contain a [MESSAGE_PACKET](#) structure.

- The **dwUserMsgType** field MUST be 0x00002907.
- The **dwcbVarLenData** field MUST be 0.

2.2.9.1.1.1.16 PARTNERTM_PROPAGATE_MTAG_PHASE0REGISTRATIONREJECTED

This message is sent by the **superior transaction manager** to indicate that it was unable to register the **subordinate transaction manager** for **Phase Zero** notifications.

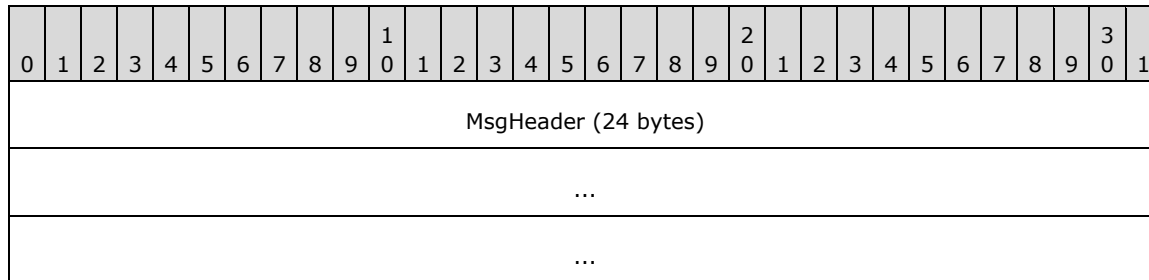
0	1	2	3	4	5	6	7	8	9	0	1	2	3	4	5	6	7	8	9	0	1	2	3	4	5	6	7	8	9	0	1
MsgHeader (24 bytes)																															
...																															
...																															

MsgHeader (24 bytes): This field MUST contain a [MESSAGE_PACKET](#) structure.

- The **dwUserMsgType** field MUST be 0x00002910.
- The **dwcbVarLenData** field MUST be 0.

2.2.9.1.1.1.17 PARTNERTM_PROPAGATE_MTAG_PHASE0

This message is sent by the **superior transaction manager** to request that the **subordinate transaction manager** begin **Phase Zero**.

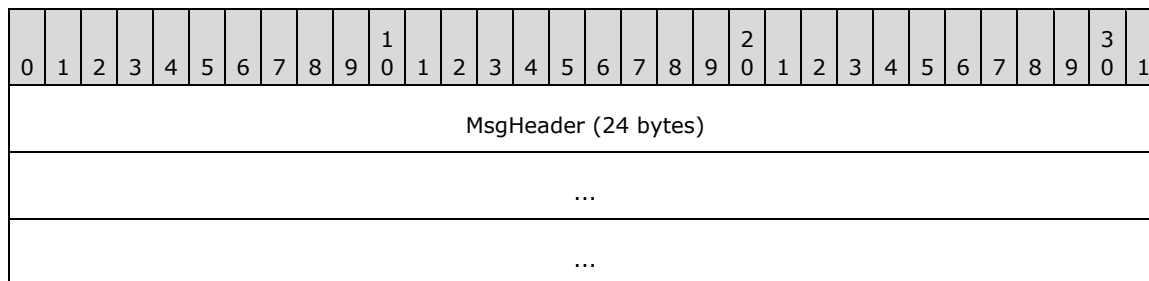


MsgHeader (24 bytes): This field MUST contain a [MESSAGE_PACKET](#) structure.

- The **dwUserMsgType** field MUST be 0x00002908.
- The **dwcbVarLenData** field MUST be 0.

2.2.9.1.1.1.18 PARTNERTM_PROPAGATE_MTAG_PHASE0COMPLETE

This message indicates that the **subordinate transaction manager** successfully completed **Phase Zero**.



MsgHeader (24 bytes): This field MUST contain a [MESSAGE_PACKET](#) structure.

- The **dwUserMsgType** field MUST be 0x00002909.
- The **dwcbVarLenData** field MUST be 0.

2.2.9.1.2 Pull Propagation

2.2.9.1.2.1 CONNTYPE_PARTNERTM_BRANCH

A **subordinate transaction manager** uses this **connection type** to register a new subordinate **enlistment** with a **superior transaction manager**. The two **transaction managers** also use this connection type to execute the **Two-Phase Commit** protocol. This connection type is initiated as a result of a [TXUSER_ASSOCIATE_MTAG_ASSOCIATE](#) message that is sent by an **application** to the subordinate transaction manager to request a **pull propagation** operation.

For more information about CONNTYPE_PARTNERTM_BRANCH as an **initiator**, see section [3.8.5.1.2.1](#), and as an **acceptor**, see section [3.7.5.1.2.1](#).

This connection type also uses [PARTNERTM_PROPAGATE_MTAG_PREPAREREQ](#), [PARTNERTM_PROPAGATE_MTAG_PREPAREREQDONE](#), [PARTNERTM_PROPAGATE_MTAG_COMMITREQ](#), [PARTNERTM_PROPAGATE_MTAG_COMMITREQDONE](#), [PARTNERTM_PROPAGATE_MTAG_ABORTREQ](#), [PARTNERTM_PROPAGATE_MTAG_ABORTREQDONE](#), [PARTNERTM_PROPAGATE_MTAG_ABORTNOTIFY](#), [PARTNERTM_PROPAGATE_MTAG_PHASE0REGISTER](#), [PARTNERTM_PROPAGATE_MTAG_PHASE0REGISTERED](#), [PARTNERTM_PROPAGATE_MTAG_PHASE0REGISTRATIONREJECTED](#), [PARTNERTM_PROPAGATE_MTAG_PHASE0](#), and [PARTNERTM_PROPAGATE_MTAG_PHASE0COMPLETE](#) messages.

2.2.9.1.2.1.1 PARTNERTM_BRANCH_MTAG_BRANCH_LOG_FULL

This message indicates that the branch request failed because the **transaction recovery** log of the **superior transaction manager** is full.

0	1	2	3	4	5	6	7	8	9	10	11	12	13	14	15	16	17	18	19	20	21	22	23	24	25	26	27	28	29	30	31
MsgHeader (24 bytes)																															
...																															
...																															

MsgHeader (24 bytes): This field MUST contain a [MESSAGE_PACKET](#) structure.

- The **dwUserMsgType** field MUST be 0x00002056.
- The **dwcbVarLenData** field MUST be 0.

2.2.9.1.2.1.2 PARTNERTM_BRANCH_MTAG_BRANCH_NO_MEM

This message indicates that the branch request failed because the **superior transaction manager** was unable to allocate sufficient memory.

0	1	2	3	4	5	6	7	8	9	10	11	12	13	14	15	16	17	18	19	20	21	22	23	24	25	26	27	28	29	30	31
MsgHeader (24 bytes)																															
...																															
...																															

MsgHeader (24 bytes): This field MUST contain a [MESSAGE_PACKET](#) structure.

- The **dwUserMsgType** field MUST be 0x00002057.
- The **dwcbVarLenData** field MUST be 0.

2.2.9.1.2.1.3 PARTNERTM_BRANCH_MTAG_BRANCH_TOO_LATE

This message indicates that the branch request failed because it was too late in the **transaction** life cycle. For more information, see [Create Subordinate Enlistment \(section 3.2.7.11\)](#) and [Create Subordinate Enlistment Failure \(section 3.7.7.7\)](#).

0	1	2	3	4	5	6	7	8	9	10	11	12	13	14	15	16	17	18	19	20	21	22	23	24	25	26	27	28	29	30	31
MsgHeader (24 bytes)																															
...																															
...																															

MsgHeader (24 bytes): This field MUST contain a [MESSAGE_PACKET](#) structure.

- The **dwUserMsgType** field MUST be 0x00002055.
- The **dwcbVarLenData** field MUST be 0.

2.2.9.1.2.1.4 PARTNERTM_BRANCH_MTAG_BRANCH_TOO_MANY

This message indicates that the branch request failed because the **superior transaction manager** has reached the maximum number of subordinates allowed on a **transaction**.

0	1	2	3	4	5	6	7	8	9	10	11	12	13	14	15	16	17	18	19	20	21	22	23	24	25	26	27	28	29	30	31
MsgHeader (24 bytes)																															
...																															
...																															

MsgHeader (24 bytes): This field MUST contain a [MESSAGE_PACKET](#) structure.

- The **dwUserMsgType** field MUST be 0x00002059.
- The **dwcbVarLenData** field MUST be 0.

2.2.9.1.2.1.5 PARTNERTM_BRANCH_MTAG_BRANCH_TX_NOT_FOUND

This message indicates that the branch request failed because the **superior transaction manager** was unaware of the **transaction**.

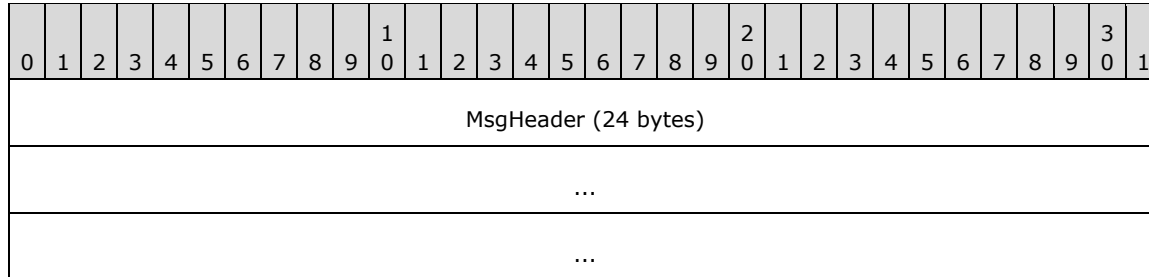
0	1	2	3	4	5	6	7	8	9	10	11	12	13	14	15	16	17	18	19	20	21	22	23	24	25	26	27	28	29	30	31
MsgHeader (24 bytes)																															
...																															
...																															

MsgHeader (24 bytes): This field MUST contain a [MESSAGE_PACKET](#) structure.

- The **dwUserMsgType** field MUST be 0x00002054.
- The **dwcbVarLenData** field MUST be 0.

2.2.9.1.2.1.6 PARTNERTM_BRANCH_MTAG_BRANCHED

This message is sent by the **superior transaction manager** to indicate that the branch request was successful.

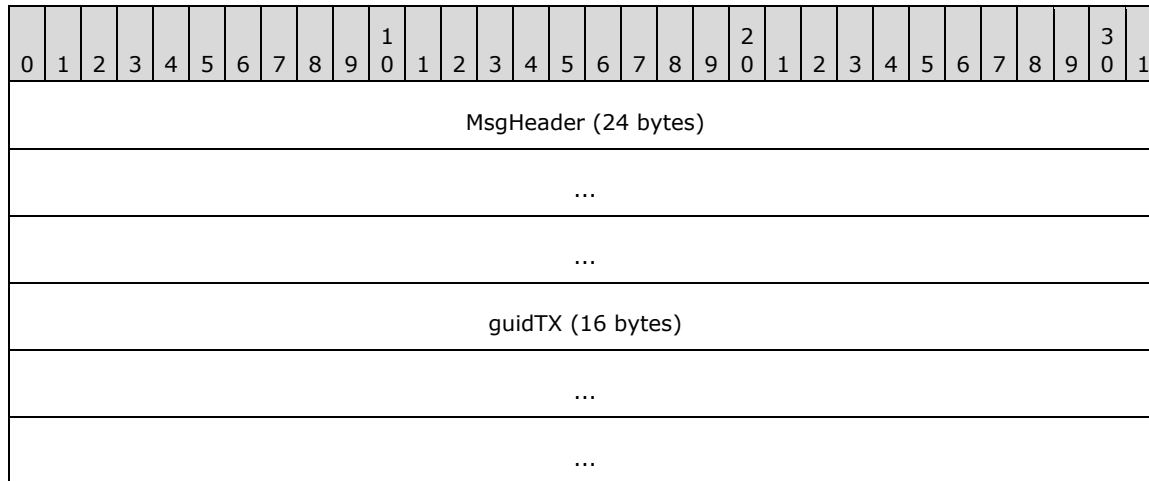


MsgHeader (24 bytes): This field MUST contain a [MESSAGE PACKET](#) structure.

- The **dwUserMsgType** field MUST be 0x00002052.
- The **dwcbVarLenData** field MUST be 0.

2.2.9.1.2.1.7 PARTNERTM_BRANCH_MTAG_BRANCHING

This message is sent by a **subordinate transaction manager** to register a new subordinate **enlistment** with a **superior transaction manager**.



MsgHeader (24 bytes): This field MUST contain a [MESSAGE PACKET](#) structure.

- The **dwUserMsgType** field MUST be 0x00002051.
- The **dwcbVarLenData** field MUST be 16.

guidTX (16 bytes): This field MUST contain a **GUID** that specifies the **transaction identifier**.

2.2.9.2 Transaction Recovery

2.2.9.2.1 Subordinate-Driven

2.2.9.2.1.1 CONNTYPE_PARTNERTM_CHECKABORT

This **connection type** is used by a **subordinate transaction manager** to query the **outcome** of a **transaction** from its **superior transaction manager**.

For more information about CONNTYPE_PARTNERTM_CHECKABORT as an **initiator**, see section [3.8.5.2.1.1](#), and as an **acceptor**, see section [3.7.5.2.1.1](#).

2.2.9.2.1.1.1 PARTNERTM_CHECKABORT_MTAG_CHECK

This message is used by a **subordinate transaction manager** to check if the **superior transaction manager** aborted a specific **transaction**.

0	1	2	3	4	5	6	7	8	9	10	11	12	13	14	15	16	17	18	19	20	21	22	23	24	25	26	27	28	29	30	31
MsgHeader (24 bytes)																															
...																															
...																															
guidTX (16 bytes)																															
...																															
...																															

MsgHeader (24 bytes): This field MUST contain a [MESSAGE PACKET](#) structure.

- The **dwUserMsgType** field MUST be 0x00002021.
- The **dwcbVarLenData** field MUST be 16.

guidTX (16 bytes): This field MUST contain a **GUID** that specifies the **transaction identifier**.

2.2.9.2.1.1.2 PARTNERTM_CHECKABORT_MTAG_ABORTED

This message indicates that the **transaction** was successfully aborted.

0	1	2	3	4	5	6	7	8	9	10	11	12	13	14	15	16	17	18	19	20	21	22	23	24	25	26	27	28	29	30	31
MsgHeader (24 bytes)																															
...																															
...																															

MsgHeader (24 bytes): This field MUST contain a [MESSAGE PACKET](#) structure.

- The **dwUserMsgType** field MUST be 0x00002022.
- The **dwcbVarLenData** field MUST be 0.

2.2.9.2.1.1.3 PARTNERTM_CHECKABORT_MTAG_RETRY

This message indicates the **superior transaction manager** is unable to declare that the **transaction** aborted, either because the superior transaction manager has not yet determined the final **outcome** of the transaction, or because the transaction has already committed.

0	1	2	3	4	5	6	7	8	9	10	11	12	13	14	15	16	17	18	19	20	21	22	23	24	25	26	27	28	29	30	31
MsgHeader (24 bytes)																															
...																															
...																															

MsgHeader (24 bytes): This field MUST contain a [MESSAGE PACKET](#) structure.

- The **dwUserMsgType** field MUST be 0x00002023.
- The **dwcbVarLenData** field MUST be 0.

2.2.9.2.2 Superior-Driven

2.2.9.2.2.1 CONNTYPE_PARTNERTM_REDELIVERCOMMIT

This **connection type** is used by a **superior transaction manager** to redeliver a Commit notification for a **transaction** to its **subordinate transaction manager**.

For more information about CONNTYPE_PARTNERTM_REDELIVERCOMMIT as an **initiator**, see section [3.7.5.2.2.1](#), and as an **acceptor**, see section [3.8.5.2.2.1](#).

2.2.9.2.2.1.1 PARTNERTM_REDELIVERCOMMIT_MTAG_COMMITREQ

The **superior transaction manager** sends this message to begin [Phase Two](#) commit processing.

0	1	2	3	4	5	6	7	8	9	10	11	12	13	14	15	16	17	18	19	20	21	22	23	24	25	26	27	28	29	30	31
MsgHeader (24 bytes)																															
...																															
...																															
guidTx (16 bytes)																															
...																															
...																															

MsgHeader (24 bytes): This field MUST contain a [MESSAGE PACKET](#) structure.

- The **dwUserMsgType** field MUST be 0x00002011.
- The **dwcbVarLenData** field MUST be 16.

guidTx (16 bytes): This field MUST contain a **GUID** that specifies the **transaction identifier**.

2.2.9.2.2.1.2 PARTNERTM_REDELIVERCOMMIT_MTAG_COMMITREQDONE

This message indicates that the **subordinate transaction manager** has successfully committed the **transaction**.

0	1	2	3	4	5	6	7	8	9	10	11	12	13	14	15	16	17	18	19	20	21	22	23	24	25	26	27	28	29	30	31
MsgHeader (24 bytes)																															
...																															
...																															

MsgHeader (24 bytes): This field MUST contain a [MESSAGE PACKET](#) structure.

- The **dwUserMsgType** field MUST be 0x00002012.
- The **dwcbVarLenData** field MUST be 0.

2.2.9.2.2.1.3 PARTNERTM_REDELIVERCOMMIT_MTAG_RETRY

This message is sent by the **subordinate transaction manager** to indicate that it is in a state in which it is temporarily unable to process the **commit request**.

0	1	2	3	4	5	6	7	8	9	10	11	12	13	14	15	16	17	18	19	20	21	22	23	24	25	26	27	28	29	30	31
MsgHeader (24 bytes)																															
...																															
...																															

MsgHeader (24 bytes): This field MUST contain a [MESSAGE PACKET](#) structure.

- The **dwUserMsgType** field MUST be 0x00002013.
- The **dwcbVarLenData** field MUST be 0.

2.2.10 Connection Types Relevant to Resource Managers

2.2.10.1 Resource Manager Registration

2.2.10.1.1 CONNTYPE_TXUSER_RESOURCEMANAGER

The CONNTYPE_TXUSER_RESOURCEMANAGER **connection type** is used by a **durable resource manager** to register with its **transaction manager**.

For more details about CONNTYPE_TXUSER_RESOURCEMANAGER as an **initiator**, see section [3.5.5.1.1](#), and as an **acceptor**, see section [3.6.5.1.1](#).

2.2.10.1.1.1 TXUSER_RESOURCEMANAGER_MTAG_CREATE

The TXUSER_RESOURCEMANAGER_MTAG_CREATE message is used by **resource managers** to register with a **transaction manager**.

0	1	2	3	4	5	6	7	8	9	10	11	12	13	14	15	16	17	18	19	20	21	22	23	24	25	26	27	28	29	30	31
MsgHeader (24 bytes)																															
...																															
...																															
guidRM (16 bytes)																															
...																															
...																															
guidSession (16 bytes)																															
...																															
...																															

MsgHeader (24 bytes): This field MUST contain a [MESSAGE PACKET](#) structure.

- The **dwUserMsgType** field MUST be 0x00001051.
- The **dwcbVarLenData** field MUST be 32.

guidRM (16 bytes): This field MUST contain a **GUID** that specifies the **resource manager identifier**.

guidSession (16 bytes): This field MUST contain a GUID that specifies the **session** identifier of the resource manager.

2.2.10.1.1.2 TXUSER_RESOURCEMANAGER_MTAG_DUPLICATE

The TXUSER_RESOURCEMANAGER_MTAG_DUPLICATE message is sent from the **transaction manager** when there is already a **resource manager** that is registered with the same **guidRM** value.

0	1	2	3	4	5	6	7	8	9	10	11	12	13	14	15	16	17	18	19	20	21	22	23	24	25	26	27	28	29	30	31
MsgHeader (24 bytes)																															
...																															
...																															

MsgHeader (24 bytes): This field MUST contain a [MESSAGE PACKET](#) structure.

- The **dwUserMsgType** field MUST be 0x00001054.

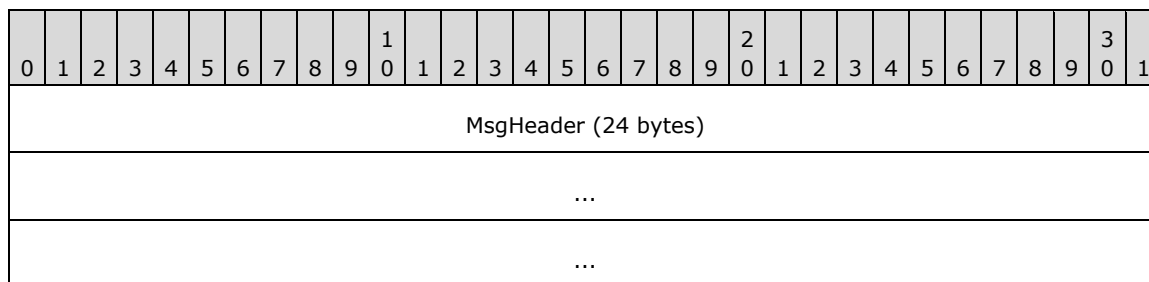
- The **dwcbVarLenData** field MUST be 0.

2.2.10.1.1.3 TXUSER_RESOURCEMANAGER_MTAG_REENLISTMENTCOMPLETE

The TXUSER_RESOURCEMANAGER_MTAG_REENLISTMENTCOMPLETE message is used by **resource managers** to inform the **transaction manager** that it has no outstanding in-doubt **transactions** for which the resource manager required an **outcome**.

This message is used in the following scenarios:

- [Recover Transactions \(section 3.5.7.2\)](#)
- [Recover Transaction \(section 3.5.7.1\)](#)
- [Reenlistment Complete \(section 3.5.7.3\)](#)
- [Enlistment Commit Request Completed \(section 3.5.4.5\)](#)
- [Enlistment Abort Request Completed \(section 3.5.4.4\)](#)

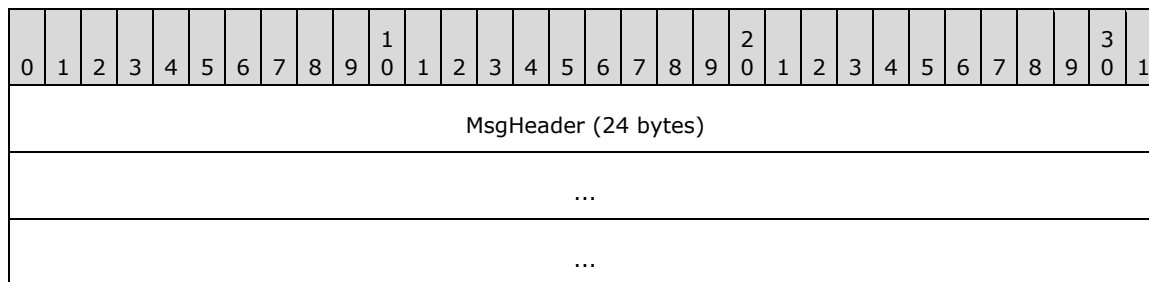


MsgHeader (24 bytes): This field MUST contain a [MESSAGE PACKET](#) structure.

- The **dwUserMsgType** field MUST be 0x00001052.
- The **dwcbVarLenData** field MUST be 0.

2.2.10.1.1.4 TXUSER_RESOURCEMANAGER_MTAG_REQUEST_COMPLETE

The TXUSER_RESOURCEMANAGER_MTAG_REQUEST_COMPLETE message is used by **transaction managers** to indicate that the previous request that was sent by the **resource manager** on the **connection** was successfully completed.



MsgHeader (24 bytes): This field MUST contain a [MESSAGE PACKET](#) structure.

- The **dwUserMsgType** field MUST be 0x00001053.
- The **dwcbVarLenData** field MUST be 0.

2.2.10.1.2 CONNTYPE_TXUSER_RESOURCEMANAGERINTERNAL

This **connection type** is used by a **durable resource manager** to register with a **transaction manager** as well as to detect duplicate registrations. This connection type supersedes [CONNTYPE_TXUSER_RESOURCEMANAGER](#).

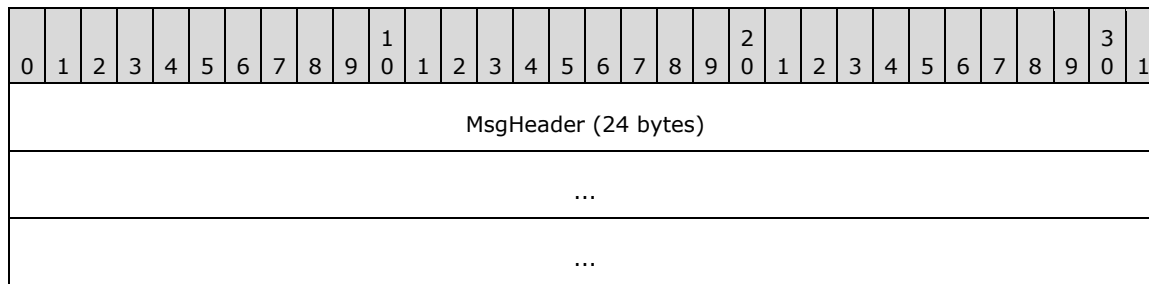
This connection type also uses the following messages:

- [TXUSER_RESOURCEMANAGER_MTAG_CREATE \(section 2.2.10.1.1.1\)](#)
- [TXUSER_RESOURCEMANAGER_MTAG_DUPLICATE \(section 2.2.10.1.1.2\)](#)
- [TXUSER_RESOURCEMANAGER_MTAG_REENLISTMENTCOMPLETE \(section 2.2.10.1.1.3\)](#)
- [TXUSER_RESOURCEMANAGER_MTAG_REQUEST_COMPLETE \(section 2.2.10.1.1.4\)](#)

For more information about CONNTYPE_TXUSER_RESOURCEMANAGERINTERNAL as an **initiator**, see section [3.5.5.1.2](#), and as an **acceptor**, see section [3.6.5.1.2](#).

2.2.10.1.2.1 TXUSER_RESOURCEMANAGERINTERNAL_MTAG_DUPLICATEDETECTED

This message notifies a **resource manager** that an attempt was made to register another resource manager instance with the unique identifier of this resource manager. See the **guidRM** field in [TXUSER_RESOURCEMANAGER_MTAG_CREATE](#) for more information.



MsgHeader (24 bytes): This field MUST contain a [MESSAGE_PACKET](#) structure.

- The **dwUserMsgType** field MUST be 0x00001055.
- The **dwcbVarLenData** field MUST be 0.

2.2.10.2 Transaction Coordination

2.2.10.2.1 CONNTYPE_TXUSER_PHASE0

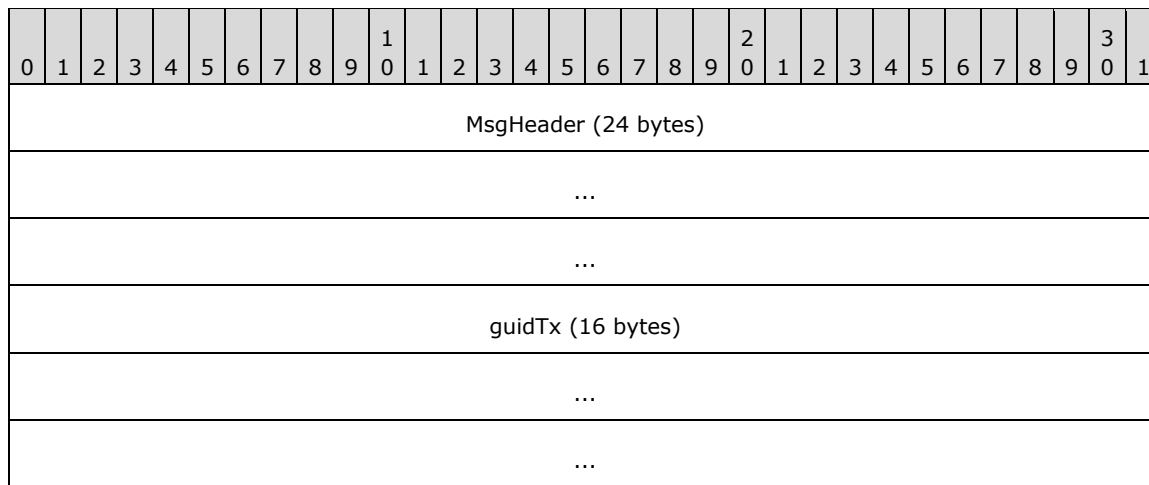
This CONNTYPE_TXUSER_PHASE0 **connection type** is used by a **resource manager** to enlist for **Phase Zero** notifications from its **transaction manager**.

The CONNTYPE_TXUSER_PHASE0 connection type is used as either an **initiator** or as an **acceptor**:

- For more details about CONNTYPE_TXUSER_PHASE0 as an initiator, see section [3.5.5.2.1](#).
- For more details about CONNTYPE_TXUSER_PHASE0 as an acceptor, see section [3.6.5.2.1](#).

2.2.10.2.1.1 TXUSER_PHASE0_MTAG_CREATE

The TXUSER_PHASE0_MTAG_CREATE message is sent by a **resource manager** to a **transaction manager** to create a new **Phase Zero** enlistment on a **transaction**.



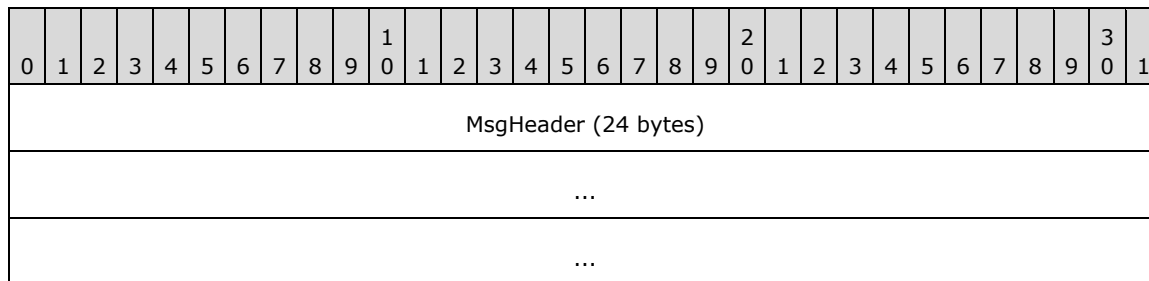
MsgHeader (24 bytes): This field MUST contain a [MESSAGE PACKET](#) structure.

- The **dwUserMsgType** field MUST be 0x00004901.
- The **dwcbVarLenData** field MUST be 16.

guidTx (16 bytes): This field MUST contain a **GUID** that specifies the **transaction identifier**.

2.2.10.2.1.2 TXUSER_PHASE0_MTAG_CREATE_TOO_LATE

The TXUSER_PHASE0_MTAG_CREATE_TOO_LATE message is sent by the **transaction manager** if the creation of the **Phase Zero** failed because the **enlistment** request was made too late in the specified **transaction lifetime**. See [Create Phase Zero Enlistment Failure \(section 3.6.7.7\)](#) and [Register Phase Zero Failure \(section 3.2.7.28\)](#) for more information.

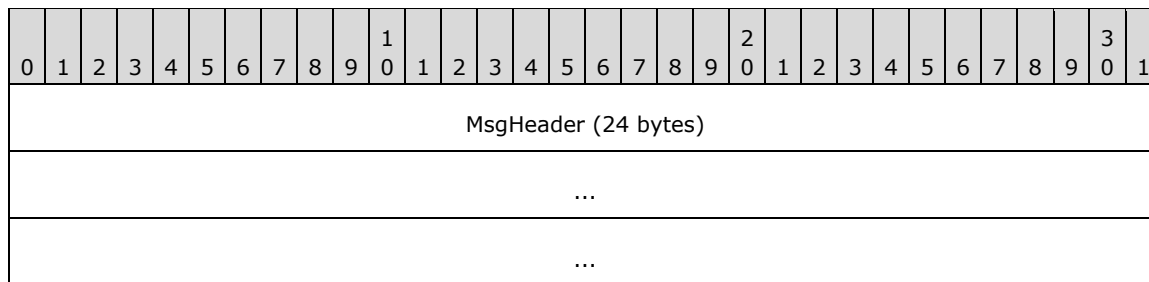


MsgHeader (24 bytes): This field MUST contain a [MESSAGE PACKET](#) structure.

- The **dwUserMsgType** field MUST be 0x00004907.
- The **dwcbVarLenData** field MUST be 0.

2.2.10.2.1.3 TXUSER_PHASE0_MTAG_CREATE_TX_NOT_FOUND

The TXUSER_PHASE0_MTAG_CREATE_TX_NOT_FOUND message is sent by the **transaction manager** if the creation of the **Phase Zero** enlistment failed because the specified **transaction** could not be found.

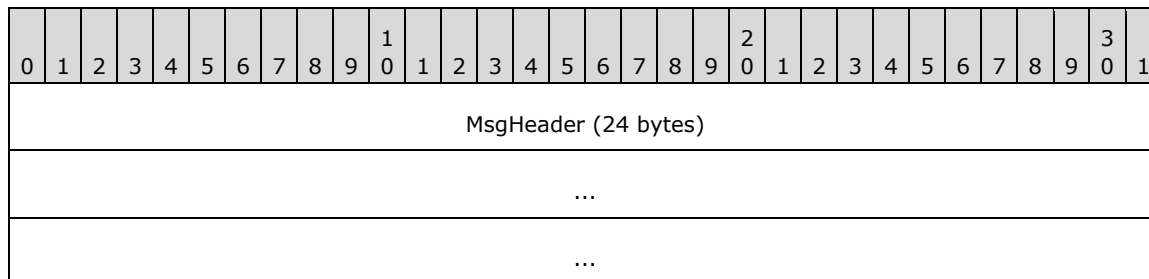


MsgHeader (24 bytes): This field MUST contain a [MESSAGE PACKET](#) structure.

- The **dwUserMsgType** field MUST be 0x00004906.
- The **dwcbVarLenData** field MUST be 0.

2.2.10.2.1.4 TXUSER_PHASE0_MTAG_CREATED

The TXUSER_PHASE0_MTAG_CREATED message is sent by the **transaction manager** if the creation of the **Phase Zero** enlistment was successful.

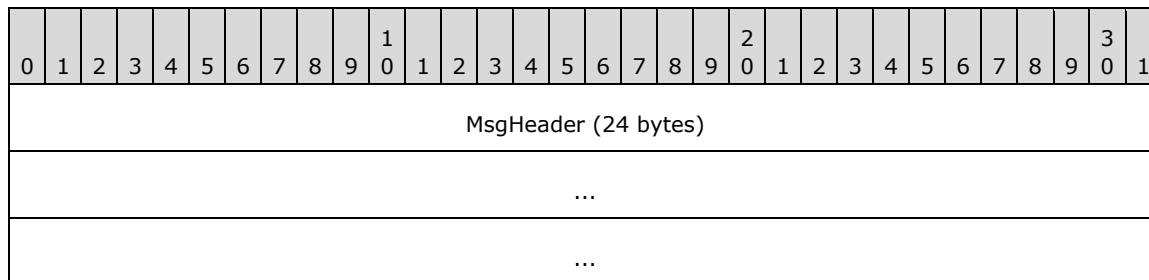


MsgHeader (24 bytes): This field MUST contain a [MESSAGE PACKET](#) structure.

- The **dwUserMsgType** field MUST be 0x00004902.
- The **dwcbVarLenData** field MUST be 0.

2.2.10.2.1.5 TXUSER_PHASE0_MTAG_PHASE0REQ

The TXUSER_PHASE0_MTAG_PHASE0REQ message indicates a **Phase Zero** request from the **transaction manager** to the **Phase Zero enlistment**.



MsgHeader (24 bytes): This field MUST contain a [MESSAGE PACKET](#) structure.

- The **dwUserMsgType** field MUST be 0x00004903.
- The **dwcbVarLenData** field MUST be 0.

2.2.10.2.1.6 TXUSER_PHASE0_MTAG_PHASE0REQ_ABORT

The TXUSER_PHASE0_MTAG_PHASE0REQ_ABORT message is sent by the **transaction manager** to notify the **Phase Zero** enlistment that the **transaction** aborted.

0	1	2	3	4	5	6	7	8	9	10	11	12	13	14	15	16	17	18	19	20	21	22	23	24	25	26	27	28	29	30	31
MsgHeader (24 bytes)																															
...																															
...																															

MsgHeader (24 bytes): This field MUST contain a [MESSAGE PACKET](#) structure.

- The **dwUserMsgType** field MUST be 0x00004909.
- The **dwcbVarLenData** field MUST be 0.

2.2.10.2.1.7 TXUSER_PHASE0_MTAG_PHASE0REQDONE

The TXUSER_PHASE0_MTAG_PHASE0REQDONE message is sent by the **resource manager** to notify the **transaction manager** that the **Phase Zero** enlistment has completed the Phase Zero processing request.

0	1	2	3	4	5	6	7	8	9	10	11	12	13	14	15	16	17	18	19	20	21	22	23	24	25	26	27	28	29	30	31
MsgHeader (24 bytes)																															
...																															
...																															

MsgHeader (24 bytes): This field MUST contain a [MESSAGE PACKET](#) structure.

- The **dwUserMsgType** field MUST be 0x00004904.
- The **dwcbVarLenData** field MUST be 0.

2.2.10.2.1.8 TXUSER_PHASE0_MTAG_UNENLIST

The TXUSER_PHASE0_MTAG_UNENLIST message is sent by the **resource manager** to notify the **transaction manager** that the **Phase Zero** enlistment is to be removed and is no longer part of the **transaction**.

0	1	2	3	4	5	6	7	8	9	10	11	12	13	14	15	16	17	18	19	20	21	22	23	24	25	26	27	28	29	30	31
MsgHeader (24 bytes)																															
...																															
...																															

MsgHeader (24 bytes): This field MUST contain a [MESSAGE PACKET](#) structure.

- The **dwUserMsgType** field MUST be 0x00004905.
- The **dwcbVarLenData** field MUST be 0.

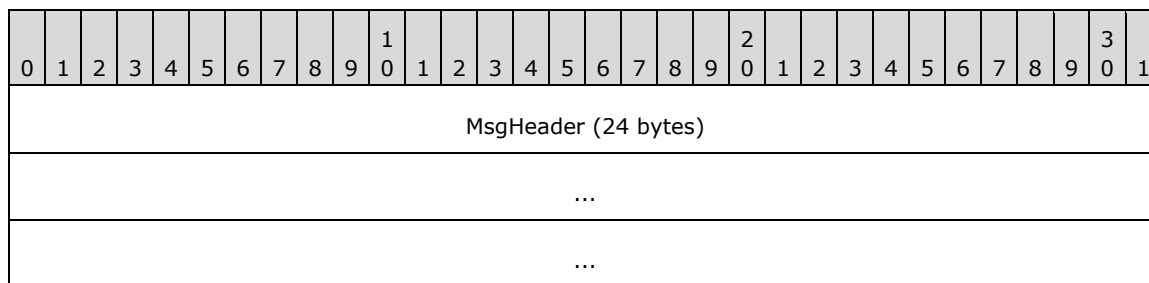
2.2.10.2.2 CONNTYPE_TXUSER_ENLISTMENT

The CONNTYPE_TXUSER_ENLISTMENT **connection type** is used by a **durable resource manager** to establish an **enlistment** with its **transaction manager**.

For more details about CONNTYPE_TXUSER_ENLISTMENT as an **initiator**, see section [3.5.5.2.2](#), and as an **acceptor**, see section [3.6.5.2.2](#).

2.2.10.2.2.1 TXUSER_ENLISTMENT_MTAG_ABORTREQ

The TXUSER_ENLISTMENT_MTAG_ABORTREQ message is sent by the **transaction manager (TM)** to the **resource manager (RM)** to inform the RM that the **transaction** has aborted.

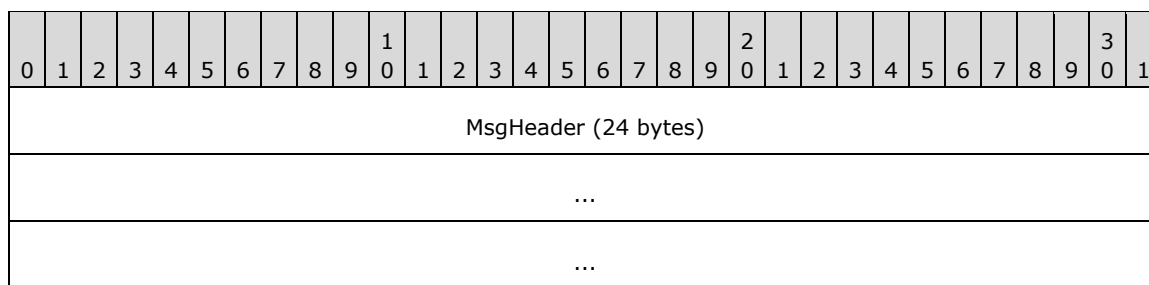


MsgHeader (24 bytes): This field MUST contain a [MESSAGE PACKET](#) structure.

- The **dwUserMsgType** field MUST be 0x00001034.
- The **dwcbVarLenData** field MUST be 0.

2.2.10.2.2.2 TXUSER_ENLISTMENT_MTAG_ABORTREQDONE

The TXUSER_ENLISTMENT_MTAG_ABORTREQDONE message acknowledges that the **resource manager** processed the abort and the **transaction manager** is no longer obligated to retain the **outcome** of the **transaction**.



MsgHeader (24 bytes): This field MUST contain a [MESSAGE PACKET](#) structure.

- The **dwUserMsgType** field MUST be 0x00001037.
- The **dwcbVarLenData** field MUST be 0.

2.2.10.2.2.3 TXUSER_ENLISTMENT_MTAG_COMMITREQ

The TXUSER_ENLISTMENT_MTAG_COMMITREQ message is sent by the **transaction manager** to notify the **resource manager** that the **transaction** has committed and that the resource manager MUST carry out the operations that are necessary to commit the **work** that is performed under the transaction.

0	1	2	3	4	5	6	7	8	9	10	11	12	13	14	15	16	17	18	19	20	21	22	23	24	25	26	27	28	29	30	31
MsgHeader (24 bytes)																															
...																															
...																															

MsgHeader (24 bytes): This field MUST contain a [MESSAGE PACKET](#) structure.

- The **dwUserMsgType** field MUST be 0x00001035.
- The **dwcbVarLenData** field MUST be 0.

2.2.10.2.2.4 TXUSER_ENLISTMENT_MTAG_COMMITREQDONE

The TXUSER_ENLISTMENT_MTAG_COMMITREQDONE message is sent by the **resource manager** to indicate that it has carried out the necessary operations to commit the **transaction**, and that the **transaction manager** is no longer obligated to retain the **outcome** of the transaction for the resource manager.

0	1	2	3	4	5	6	7	8	9	10	11	12	13	14	15	16	17	18	19	20	21	22	23	24	25	26	27	28	29	30	31
MsgHeader (24 bytes)																															
...																															
...																															

MsgHeader (24 bytes): This field MUST contain a [MESSAGE PACKET](#) structure.

- The **dwUserMsgType** field MUST be 0x00001038.
- The **dwcbVarLenData** field MUST be 0.

2.2.10.2.2.5 TXUSER_ENLISTMENT_MTAG_ENLIST

The TXUSER_ENLISTMENT_MTAG_ENLIST message is sent by the **resource manager** to request the creation of a new **enlistment** on a **transaction**.

0	1	2	3	4	5	6	7	8	9	10	11	12	13	14	15	16	17	18	19	20	21	22	23	24	25	26	27	28	29	30	31
MsgHeader (24 bytes)																															
...																															
...																															

guidTX (16 bytes)
...
...
guidRM (16 bytes)
...
...
guidSession (16 bytes)
...
...

MsgHeader (24 bytes): This field MUST contain a [MESSAGE_PACKET](#) structure.

- The **dwUserMsgType** field MUST be 0x00001031.
- The **dwcbVarLenData** field MUST be 48.

guidTX (16 bytes): This field MUST contain a **GUID** that specifies the **transaction identifier**.

guidRM (16 bytes): This field MUST contain a GUID that specifies the **resource manager identifier**.

guidSession (16 bytes): This field MUST contain a GUID that specifies the **session** identifier of the resource manager.

2.2.10.2.2.6 TXUSER_ENLISTMENT_MTAG_ENLIST_LOG_FULL

The TXUSER_ENLISTMENT_MTAG_ENLIST_LOG_FULL message is sent by the **transaction manager** to indicate that the creation of the new **enlistment** failed because insufficient space exists in the **recovery** log of the transaction manager to be able to account for the new enlistment.

0	1	2	3	4	5	6	7	8	9	10	11	12	13	14	15	16	17	18	19	20	21	22	23	24	25	26	27	28	29	30	31
MsgHeader (24 bytes)																															
...																															
...																															

MsgHeader (24 bytes): This field MUST contain a [MESSAGE_PACKET](#) structure.

- The **dwUserMsgType** field MUST be 0x00001903.
- The **dwcbVarLenData** field MUST be 0.

2.2.10.2.2.7 TXUSER_ENLISTMENT_MTAG_ENLIST_TOO_LATE

The TXUSER_ENLISTMENT_MTAG_ENLIST_TOO_LATE message is sent by the **transaction manager** to indicate that the creation of that **enlistment** failed because it is too late in the lifetime of the specified **transaction**. See [Create Subordinate Enlistment Failure](#) and [Create Subordinate Enlistment](#) for more information.

0	1	2	3	4	5	6	7	8	9	0	1	2	3	4	5	6	7	8	9	0	1	2	3	4	5	6	7	8	9	0	1
MsgHeader (24 bytes)																															
...																															
...																															

MsgHeader (24 bytes): This field MUST contain a [MESSAGE PACKET](#) structure.

- The **dwUserMsgType** field MUST be 0x00001902.
- The **dwcbVarLenData** field MUST be 0.

2.2.10.2.2.8 TXUSER_ENLISTMENT_MTAG_ENLIST_TOO_MANY

The TXUSER_ENLISTMENT_MTAG_ENLIST_TOO_MANY message is sent by the **transaction manager** to indicate that the creation of the new **enlistment** failed because the implementation-specific maximum number of enlistments for the **transaction** has been reached. [<21>](#)

0	1	2	3	4	5	6	7	8	9	0	1	2	3	4	5	6	7	8	9	0	1	2	3	4	5	6	7	8	9	0	1
MsgHeader (24 bytes)																															
...																															
...																															

MsgHeader (24 bytes): This field MUST contain a [MESSAGE PACKET](#) structure.

- The **dwUserMsgType** field MUST be 0x00001905.
- The **dwcbVarLenData** field MUST be 0.

2.2.10.2.2.9 TXUSER_ENLISTMENT_MTAG_ENLIST_TX_NOT_FOUND

The TXUSER_ENLISTMENT_MTAG_ENLIST_TX_NOT_FOUND message is sent by the **transaction manager** to indicate that the creation of the new **enlistment** failed because the specified **transaction** does not exist.

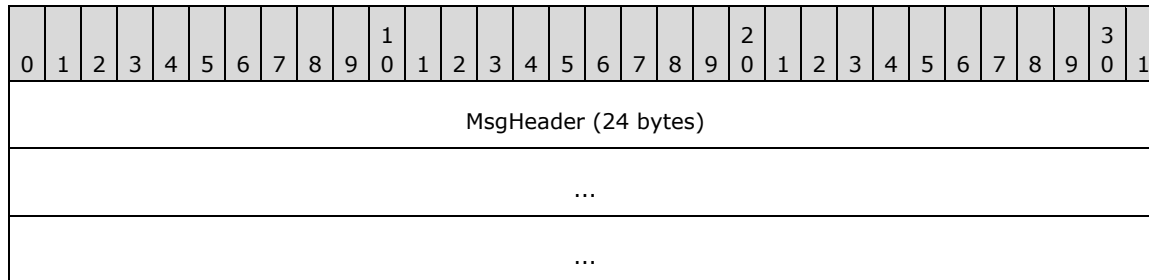
0	1	2	3	4	5	6	7	8	9	0	1	2	3	4	5	6	7	8	9	0	1	2	3	4	5	6	7	8	9	0	1
MsgHeader (24 bytes)																															
...																															
...																															

MsgHeader (24 bytes): This field MUST contain a [MESSAGE_PACKET](#) structure.

- The **dwUserMsgType** field MUST be 0x00001901.
- The **dwcbVarLenData** field MUST be 0.

2.2.10.2.2.10 TXUSER_ENLISTMENT_MTAG_ENLISTED

The TXUSER_ENLISTMENT_MTAG_ENLISTED message is sent by the **transaction manager** to indicate that the creation of the new **enlistment** was successful.

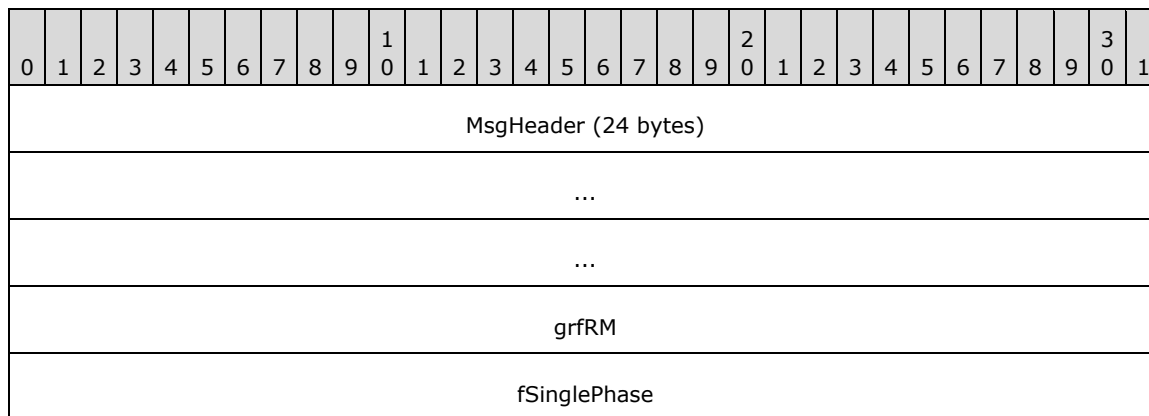


MsgHeader (24 bytes): This field MUST contain a [MESSAGE_PACKET](#) structure.

- The **dwUserMsgType** field MUST be 0x00001032.
- The **dwcbVarLenData** field MUST be 0.

2.2.10.2.2.11 TXUSER_ENLISTMENT_MTAG_PREPAREREQ

The TXUSER_ENLISTMENT_MTAG_PREPAREREQ message is used to request that the **resource manager** perform the actions that are needed to prepare the **transaction** to be committed.



MsgHeader (24 bytes): This field MUST contain a [MESSAGE_PACKET](#) structure.

- The **dwUserMsgType** field MUST be 0x00001033.
- The **dwcbVarLenData** field MUST be 8.

grfRM (4 bytes): The value of this field MUST be a 32-bit unsigned integer. This value SHOULD be ignored on receipt.

fSinglePhase (4 bytes): Indicates whether the sending **transaction manager** is willing to allow the **single-phase commit** optimization. If the value is zero, the resource manager receiving this

message MUST NOT perform a single-phase commit. If the value is nonzero, the resource manager receiving this message SHOULD perform a single-phase commit.

2.2.10.2.2.12 TXUSER_ENLISTMENT_MTAG_PREPAREREQDONE

The TXUSER_ENLISTMENT_MTAG_PREPAREREQDONE message is sent by the **resource manager** to indicate either success or failure of the prepare operation, depending on the value of the **prepareReqDone** field.

0	1	2	3	4	5	6	7	8	9	10	11	12	13	14	15	16	17	18	19	20	21	22	23	24	25	26	27	28	29	30	31
MsgHeader (24 bytes)																															
...																															
...																															
prepareReqDone																															
guidReason (16 bytes)																															
...																															
...																															

MsgHeader (24 bytes): This field MUST contain a [MESSAGE_PACKET](#) structure.

- The **dwUserMsgType** field MUST be 0x00001036.
- The **dwcbVarLenData** field MUST be 20.

prepareReqDone (4 bytes): A value indicating the result of the prepare operations that are performed by the resource manager. The value MUST be one that is as specified by the [TXUSER_ENLISTMENT_PREPAREREQDONE_RESPONSE](#) enumeration.

guidReason (16 bytes): This field MUST contain a **GUID** that contains an implementation-specific value that MUST be ignored on receipt.

2.2.10.3 Transaction Recovery

2.2.10.3.1 CONNTYPE_TXUSER_REENLIST

This **connection type** is used by a **durable resource manager** to determine the **outcome** of an [In Doubt transaction](#).

For more information about CONNTYPE_TXUSER_REENLIST as an **initiator**, see section [3.5.5.3.1](#), and as an **acceptor**, see section [3.6.5.3.1](#).

2.2.10.3.1.1 TXUSER_REENLIST_MTAG_REENLIST

The TXUSER_REENLIST_MTAG_REENLIST message indicates that the **resource manager** wants to obtain the **outcome** of an [In Doubt transaction](#) from the **transaction manager**.

0	1	2	3	4	5	6	7	8	9	10	11	12	13	14	15	16	17	18	19	20	21	22	23	24	25	26	27	28	29	30	31
MsgHeader (24 bytes)																															
...																															
...																															
guidTx (16 bytes)																															
...																															
...																															
ulTimeout																															
guidRm (16 bytes)																															
...																															
...																															

MsgHeader (24 bytes): This field MUST contain a [MESSAGE PACKET](#) structure.

- The **dwUserMsgType** field MUST be 0x00001061.
- The **dwcbVarLenData** field MUST be 36.

guidTx (16 bytes): This field MUST contain a **GUID** that specifies the **transaction identifier**.

ulTimeout (4 bytes): This field MUST specify the time, in milliseconds, that the resource manager will wait for a decision. A value of zero MUST represent an infinite timeout. The recipient SHOULD NOT send a [TXUSER_REENLIST_MTAG_REENLIST_TIMEOUT](#) message until the time span that is specified by this value has elapsed.

guidRm (16 bytes): This field MUST be a GUID that specifies the **resource manager identifier**.

2.2.10.3.1.2 TXUSER_REENLIST_MTAG_REENLIST_ABORTED

The TXUSER_REENLIST_MTAG_REENLIST_ABORTED message indicates that the **transaction** that is supplied by the [TXUSER_REENLIST_MTAG_REENLIST](#) has aborted.

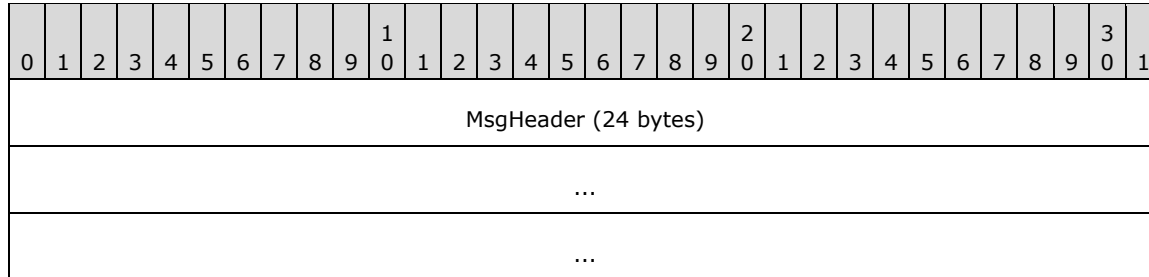
0	1	2	3	4	5	6	7	8	9	10	11	12	13	14	15	16	17	18	19	20	21	22	23	24	25	26	27	28	29	30	31
MsgHeader (24 bytes)																															
...																															
...																															

MsgHeader (24 bytes): This field MUST contain a [MESSAGE PACKET](#) structure.

- The **dwUserMsgType** field MUST be 0x00001062.
- The **dwcbVarLenData** field MUST be 0.

2.2.10.3.1.3 TXUSER_REENLIST_MTAG_REENLIST_COMMITTED

The TXUSER_REENLIST_MTAG_REENLIST_COMMITTED message indicates that the **transaction** that is supplied by the [TXUSER_REENLIST_MTAG_REENLIST](#) has committed.

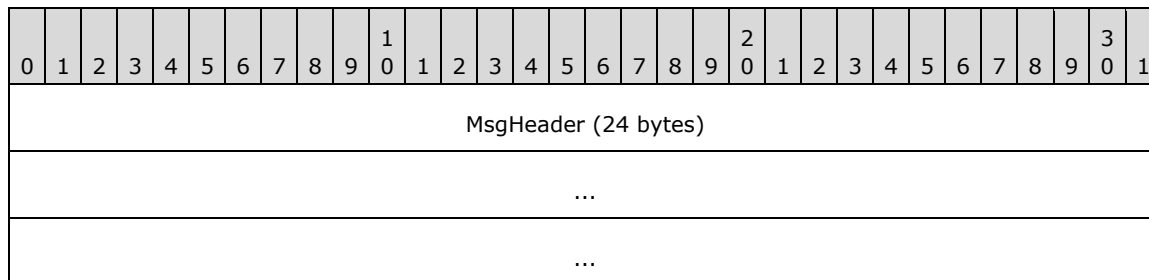


MsgHeader (24 bytes): This field MUST contain a [MESSAGE_PACKET](#) structure.

- The **dwUserMsgType** field MUST be 0x00001063.
- The **dwcbVarLenData** field MUST be 0.

2.2.10.3.1.4 TXUSER_REENLIST_MTAG_REENLIST_TIMEOUT

The TXUSER_REENLIST_MTAG_REENLIST_TIMEOUT message indicates that the [TXUSER_REENLIST_MTAG_REENLIST](#) request has exceeded the time span that is specified by its **ulTimeout** field and therefore has failed.



MsgHeader (24 bytes): This field MUST contain a [MESSAGE_PACKET](#) structure.

- The **dwUserMsgType** field MUST be 0x00001064.
- The **dwcbVarLenData** field MUST be 0.

2.2.10.4 Voting

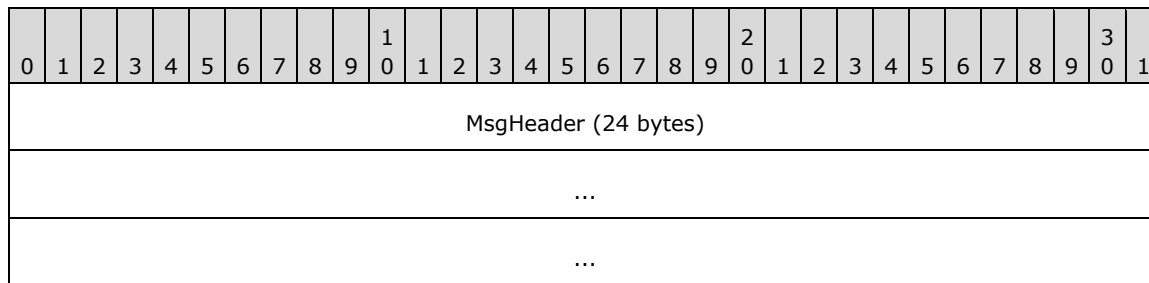
2.2.10.4.1 CONNTYPE_TXUSER_VOTER

This **connection type** is used by a **volatile resource manager** to establish a **voter enlistment** with its **transaction manager**.

For more details on CONNTYPE_TXUSER_VOTER as an **initiator**, see section [3.5.5.4.1](#), and as an **acceptor**, see section [3.6.5.4.1](#).

2.2.10.4.1.1 TXUSER_STATUS_MTAG_ABORTED

The TXUSER_STATUS_MTAG_ABORTED message is sent by the **transaction manager** to notify the **resource manager** that the **transaction** has aborted.

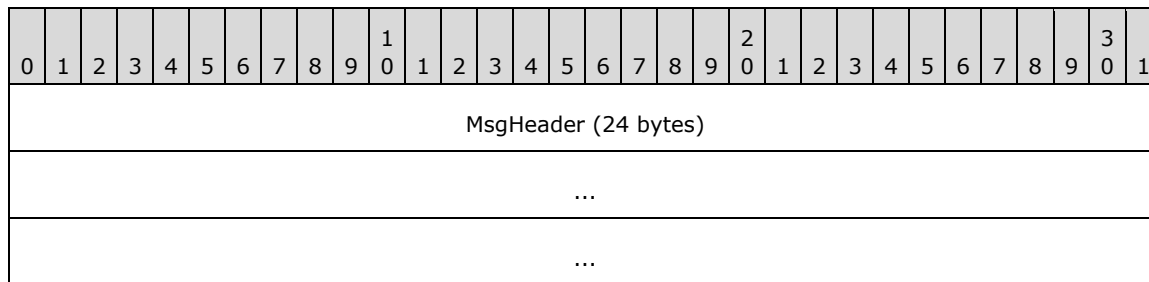


MsgHeader (24 bytes): This field MUST contain a [MESSAGE_PACKET](#) structure.

- The **dwUserMsgType** field MUST be 0x00001093.
- The **dwcbVarLenData** field MUST be 0.

2.2.10.4.1.2 TXUSER_STATUS_MTAG_COMMITTED

The TXUSER_STATUS_MTAG_COMMITTED message is sent by the **transaction manager** to notify the **resource manager** that the **transaction** has committed.

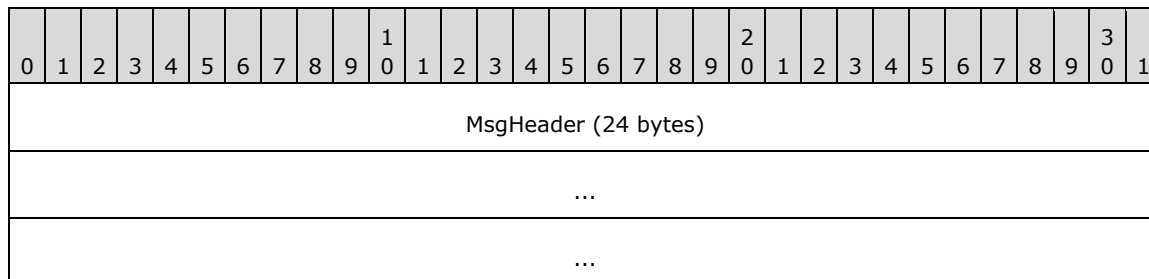


MsgHeader (24 bytes): This field MUST contain a [MESSAGE_PACKET](#) structure.

- The **dwUserMsgType** field MUST be 0x00001094.
- The **dwcbVarLenData** field MUST be 0.

2.2.10.4.1.3 TXUSER_STATUS_MTAG_INDOUBT

The TXUSER_STATUS_MTAG_INDOUBT message is sent by the **transaction manager** to notify the **resource manager** that the **outcome** of the **transaction** is [In Doubt](#).



MsgHeader (24 bytes): This field MUST contain a [MESSAGE_PACKET](#) structure.

- The **dwUserMsgType** field MUST be 0x00001095.

- The **dwcbVarLenData** field MUST be 0.

2.2.10.4.1.4 TXUSER_VOTER_MTAG_CREATE

The TXUSER_VOTER_MTAG_CREATE message is sent by the **resource manager** to create a new **voter enlistment** on a **transaction**.

0	1	2	3	4	5	6	7	8	9	10	11	12	13	14	15	16	17	18	19	20	21	22	23	24	25	26	27	28	29	30	31
MsgHeader (24 bytes)																															
...																															
...																															
guidTx (16 bytes)																															
...																															
...																															

MsgHeader (24 bytes): This field MUST contain a [MESSAGE PACKET](#) structure.

- The **dwUserMsgType** field MUST be 0x00002091.
- The **dwcbVarLenData** field MUST be 16.

guidTx (16 bytes): This field MUST contain a **GUID** that specifies the **transaction identifier**.

2.2.10.4.1.5 TXUSER_VOTER_MTAG_CREATE_TOO_LATE

The TXUSER_VOTER_MTAG_CREATE_TOO_LATE message is sent by the **transaction manager** to indicate that the creation of the new **voter enlistment** was unsuccessful because it was too late in the lifetime of the **transaction** to create new **enlistments**. See [Create Voter Enlistment Failure \(section 3.6.7.12\)](#) and [Create Voter Enlistment \(section 3.2.7.14\)](#) for more information.

0	1	2	3	4	5	6	7	8	9	10	11	12	13	14	15	16	17	18	19	20	21	22	23	24	25	26	27	28	29	30	31
MsgHeader (24 bytes)																															
...																															
...																															

MsgHeader (24 bytes): This field MUST contain a [MESSAGE PACKET](#) structure.

- The **dwUserMsgType** field MUST be 0x00002096.
- The **dwcbVarLenData** field MUST be 0.

2.2.10.4.1.6 TXUSER_VOTER_MTAG_CREATE_TX_NOT_FOUND

The TXUSER_VOTER_MTAG_CREATE_TX_NOT_FOUND message is sent by the **transaction manager** to indicate that creation of the new **voter enlistment** was unsuccessful because the specified **transaction** does not exist.

0	1	2	3	4	5	6	7	8	9	0	1	2	3	4	5	6	7	8	9	0	1	2	3	4	5	6	7	8	9	0	1
MsgHeader (24 bytes)																															
...																															
...																															

MsgHeader (24 bytes): This field MUST contain a [MESSAGE_PACKET](#) structure.

- The **dwUserMsgType** field MUST be 0x00002095.
- The **dwcbVarLenData** field MUST be 0.

2.2.10.4.1.7 TXUSER_VOTER_MTAG_CREATED

The TXUSER_VOTER_MTAG_CREATED message is sent by the **transaction manager** to indicate that creation of the new **voter enlistment** was successful.

0	1	2	3	4	5	6	7	8	9	0	1	2	3	4	5	6	7	8	9	0	1	2	3	4	5	6	7	8	9	0	1
MsgHeader (24 bytes)																															
...																															
...																															

MsgHeader (24 bytes): This field MUST contain a [MESSAGE_PACKET](#) structure.

- The **dwUserMsgType** field MUST be 0x00002092.
- The **dwcbVarLenData** field MUST be 0.

2.2.10.4.1.8 TXUSER_VOTER_MTAG_VOTEREQ

The TXUSER_VOTER_MTAG_VOTEREQ message is sent by the **transaction manager** to request that the **resource manager** perform any operations it needs to during [Phase One](#) and to vote on the **outcome** of the **transaction**.

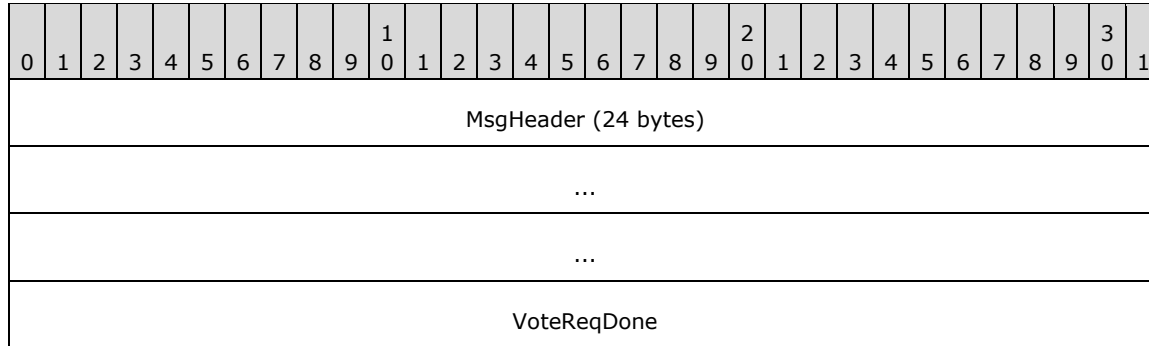
0	1	2	3	4	5	6	7	8	9	0	1	2	3	4	5	6	7	8	9	0	1	2	3	4	5	6	7	8	9	0	1
MsgHeader (24 bytes)																															
...																															
...																															

MsgHeader (24 bytes): This field MUST contain a [MESSAGE_PACKET](#) structure.

- The **dwUserMsgType** field MUST be 0x00002093.
- The **dwcbVarLenData** field MUST be 0.

2.2.10.4.1.9 TXUSER_VOTER_MTAG_VOTEREQDONE

The TXUSER_VOTER_MTAG_VOTEREQDONE message is sent by a **voter** to indicate whether it agrees to a decision to commit the **transaction** for which it had previously created a **voter enlistment**.



MsgHeader (24 bytes): This field MUST contain a [MESSAGE_PACKET](#) structure.

- The **dwUserMsgType** field MUST be 0x00002094.
- The **dwcbVarLenData** field MUST be 4.

VoteReqDone (4 bytes): The **resource manager** votes to commit or abort the transaction. The value MUST be one that is defined by the [TXUSER_VOTER_VOTERREQDONE_RESPONSE](#) enumeration.

3 Protocol Details

3.1 Common Details

This section defines common details for the **transaction participants**, as specified in sections [3.2](#) through [3.8](#). Each participant MUST conform to the details as specified in this section.

3.1.1 Abstract Data Model

This section describes a conceptual model of possible data organization that an implementation maintains to participate in this protocol. The described organization is provided to facilitate the explanation of how the protocol behaves. This document does not mandate that implementations adhere to this model as long as their external behavior is consistent with the behavior that is described in this document.

Note that the abstract data model can be implemented in a variety of ways. This protocol does not prescribe or advocate any specific implementation technique.

Participants MUST use the multiplexing protocol **connections** specified in [\[MS-CMP\]](#) section 3.1.1.1 as a transport protocol for sending messages. The [Transport](#) section defines the mechanisms by which this protocol initializes and makes use of the multiplexing protocol.

A participant MUST also maintain the following data elements:

- **Transaction table:** A table of entries to **transaction** objects, keyed by **transaction identifier**.
- **Session Table:** A table of Session objects, as maintained by the multiplexing protocol specified in [\[MS-CMP\]](#) section 3.1.1. The MSDTC Connection Manager: OleTx Transaction Protocol reads the Session table data elements provided by [\[MS-CMPO\]](#) but does not extend or modify the table.

Each transaction object MUST contain the following data structures:

- **Transaction Object.Identifier:** This field contains a **GUID** that specifies the transaction identifier.
- **Connection list:** A list of multiplexing protocol connection objects, as specified in [\[MS-CMP\]](#) section 3.1.1.1, that are associated with the transaction.

A transaction object is extended by various participants. When this extension includes **enlistment** details, then each discrete enlistment is represented in this model as an enlistment object. In this description, the enlistment object represents a set of fields that are always associated with each enlistment. As a group, these fields are referred to in the processing rules as the enlistment object. In the processing rules, a set of fields comprising an enlistment object are always added or removed as a group. Depending on the participant, there can be more than one enlistment object as part of the transaction object (**Core Transaction Manager Facet**, as specified in section [3.2.1](#), is an example of this).

An Enlistment object MUST contain the following data structures:

- **Transaction Manager Facet:** A reference to the specific facet in the **transaction manager** that created the Enlistment object. A single **facet** creates zero or more Enlistment objects. Transaction manager facets are as specified in section [3.2.1.4](#).
- **Transaction:** A reference to a transaction object.
- **Enlistment Object.Connection:** A reference to a connection object.

- **Resource Manager Identifier:** A GUID that uniquely identifies the **resource manager**. Each transaction manager facet MUST set this field if the transaction manager facet is communicating with a durable resource manager.
- **Recovery Information:** An extensibility point that allows transaction manager facets to contribute information to the durable log that is returned to them when recovery occurs. This field MUST be interpreted only by the transaction manager facet that created the Enlistment object.
- **Name:** A string providing a name for the enlistment. Each transaction manager facet MUST define the contents of this field for the Enlistment objects that are created by that facet.
- **Enlistment Object.Identifier:** A string providing an identifier for the enlistment. Each transaction manager facet MUST provide the contents of this field for Enlistment objects that are created by that facet.

Furthermore, a participant MUST extend the definition of a connection object to include the following data elements:

- **Transaction:** A reference to the transaction object that is associated with the connection.
- **State:** A state enumeration that represents the current state of the connection.
- **Connection-Specific Data:** An opaque reference to an object. This field is used during the execution of a connection to associate connection-specific objects with the connection. Some connections do not use this field.

A state enumeration MUST contain a set of values that represent specific states in a logical state machine. For a connection type, these values represent the different states to which the connection's logical state machine is set during the lifetime of the connection.

When a participant initiates or accepts a connection, the **State** field of the connection MUST be set initially to the Idle state. When the connection is disconnected, the connection state MUST be set to the Ended state.

For a participant initiating a connection, once the connection's state machine enters the Ended state, the connection that is associated with the state machine MUST be disconnected, if it is not already disconnected, as specified in section [3.1.8.2](#).

3.1.1.1 Converting a Name Object to an OLETX_TM_ADDR Structure

A Name object MUST be converted to an [OLETX_TM_ADDR \(section 2.2.4.2\)](#) structure in the following manner:

- The **guidSignature** field of OLETX_TM_ADDR MUST be set as specified in section 2.2.4.2.
- The **guidEndpoint** field of OLETX_TM_ADDR MUST be set to the **CID** field of the Name object.
- The **grbComProtsSupported** field of OLETX_TM_ADDR MUST be set to the **Protocols** field of the Name object.
- The **wszHostName** field of OLETX_TM_ADDR MUST be set to the **Hostname** field of the Name object.

3.1.1.2 Converting an OLETX_TM_ADDR Structure to a Name Object

An [OLETX_TM_ADDR \(section 2.2.4.2\)](#) structure MUST be converted to a Name object in the following manner:

- The **CID** field of the Name object MUST be set to the **guidEndpoint** field of OLETX_TM_ADDR.

- The **Protocols** field of the Name object MUST be set to the **grbComProtsSupported** field of OLETX_TM_ADDR.
- The **Hostname** field of the Name object MUST be set to the **wszHostName** field of OLETX_TM_ADDR.

3.1.1.3 Converting a Name Object to a NAMEOBJECTBLOB Structure

A Name object MUST be converted to a [NAMEOBJECTBLOB \(section 2.2.5.3\)](#) structure in the following manner:

- The **szGuid** field of NAMEOBJECTBLOB MUST be set to the **CID** field of the Name object and formatted as a string, as specified in [\[C706\]](#) Appendix A.
- The **grbComProtsSupported** field of NAMEOBJECTBLOB MUST be set to the **Protocols** field of the Name object.
- The **szHostName** field of NAMEOBJECTBLOB MUST be set to the **Hostname** field of the Name object and formatted as a null-terminated Latin-1 ANSI string, as specified in [\[ISO/IEC-8859-1\]](#).
- The **dwcbHostName** and **dwReserved1** fields MUST be set as specified in section 2.2.5.3.

3.1.1.4 Converting a NAMEOBJECTBLOB Structure to a Name Object

A [NAMEOBJECTBLOB \(section 2.2.5.3\)](#) structure MUST be converted to a Name object in the following manner:

- The **CID** field of the Name object MUST be set to the **szGuid** field of NAMEOBJECTBLOB, converted from a string to a **GUID** as specified in [\[C706\]](#) Appendix A.
- The **Protocols** field of the Name object MUST be set to the **grbComProtsSupported** field of NAMEOBJECTBLOB.
- The **Hostname** field of the Name object MUST be set to the **szHostName** field of NAMEOBJECTBLOB.

3.1.2 Timers

None.

3.1.3 Initialization

The initialization process of this protocol MUST initialize the underlying instance of the MSDTC Connection Manager: OleTx Multiplexing ([\[MS-CMP\]](#)) and MSDTC Connection Manager: OleTx Transports ([\[MS-CMPO\]](#)) protocols as specified in section [2.1.2](#).

If initialization fails for the underlying [MS-CMP] protocol as specified in [MS-CMP] section 3.1.3.1, or for the underlying [MS-CMPO] protocol as specified in [MS-CMPO] section 3.2.3.1, then the initialization of the [MS-DTCO] protocol MUST also fail and an implementation-specific failure result MUST be returned to the higher-layer business logic.

To establish an **OleTx connection** between an **initiator** and an **acceptor** both the initiator and the acceptor MUST follow the processing steps as specified in [MS-CMP] section 3.1.4.2.

To initiate a connection, a **session** MUST already be established between the initiator and the acceptor.

For the use of MSDTC Connection Manager: OleTx Transports Protocol sessions ([MS-CMPO] section 3.2.1.2) and MSDTC Connection Manager: OleTx Multiplexing Protocol connections ([MS-CMP] section 3.1.1.1) in this protocol, see section [2.1](#).

3.1.3.1 Enlistment Object Initialization

A participant MUST initialize each new Enlistment object that is created by the participant with the following default values:

- The **transaction manager facet** field MUST default to an empty value.
- The **transaction** field MUST default to an empty value.
- The **Enlistment Object.Connection** field MUST default to an empty value.
- The **resource manager identifier** field MUST default to **NULL_GUID**.
- The **recovery information** field MUST default to an empty value.
- The **name** field MUST default to an empty string.
- The **Enlistment Object.Identifier** field MUST default to an empty string.

3.1.4 Protocol Versioning Details

3.1.4.1 Supporting a Protocol Version

A protocol role implementation that claims support for a protocol version MUST implement all the protocol elements required by that version for the respective role, as specified in section [2.2.1](#).

A protocol role implementation that claims a version as the maximum supported protocol version MUST support that version, and it MUST NOT implement any protocol elements that are neither required nor optional for that version (see section 2.2.1).

3.1.4.2 Negotiating a Common Protocol Version

Before exchanging any protocol messages, two protocol **participants** MUST agree on what protocol version to use for their communication. To negotiate a common protocol version, the two protocol participants MUST use the version negotiation mechanism provided by the MSDTC Connection Manager: OleTx Transports Protocol transport (see [\[MS-CMPO\]](#) section 3.3.4.2.1 BuildContext-Primary) as follows:

- When a protocol participant (**application, resource manager, transaction manager**) initializes its underlying MSDTC Connection Manager: OleTx Transports Protocol transport, it MUST do the following:
 - Set the Minimum Level 3 Version Number data field of the underlying MSDTC Connection Manager: OleTx Transports Protocol implementation to 0x00000001 (see also [\[MS-CMPO\]](#) section 3.2.1.1). Note that the MSDTC Connection Manager: OleTx Transaction Protocol is layered on top of MSDTC Connection Manager: OleTx Multiplexing Protocol (specified in [\[MS-CMP\]](#)), which is layered on top of the MSDTC Connection Manager: OleTx Transports Protocol (specified in [\[MS-CMPO\]](#)). Therefore, it is a level-three protocol for the MSDTC Connection Manager: OleTx Transports Protocol (as defined in [\[MS-CMPO\]](#) section 2.2.2).
 - Set the Maximum Level 3 Version Number data field of the underlying MSDTC Connection Manager: OleTx Transports Protocol implementation to the value of the maximum supported MSDTC Connection Manager: OleTx Transaction Protocol version (defined in section [3.1.4.1](#)).

When an MSDTC Connection Manager: OleTx Transports Protocol **session** is successfully established between the two protocol participants, the value of the **dwLevelThreeAccepted** field of the session object's **Version** field (see [MS-CMPO] section 3.2.1.2, Session State) indicates the negotiated protocol version (for example, if the value of the **dwLevelThreeAccepted** field is 5, the negotiated protocol version is 5).

3.1.4.3 Using the Negotiated Protocol Version

Once a protocol version is negotiated, the **session** partners SHOULD use in their communication only the protocol elements that are either required or optional for that version (see section 2.2.1 for a definition of version-required and version-optional elements), as follows:

- When a partner makes a **connection** request, it SHOULD use only a **connection type** that is either required or optional for the negotiated protocol version. If the connection type is optional for the negotiated protocol version, it MUST handle the MTAG_CONNECTION_REQ_DENIED ([MS-CMP] section 2.2.5) response and return the failure result to the higher business layer. <22>
- When a partner receives a connection request, it MUST accept as valid only a connection type that is either required or optional for the negotiated protocol version. Invalid connections MUST be rejected, as specified in [MS-CMP] section 2.2.5.
- When a partner sends a message over an established connection, it SHOULD use only message types and formats that are supported by the negotiated protocol version in the context of the connection type of the respective connection. <23>
- When a partner receives a message over an established connection, it SHOULD accept as valid only message types and formats that are supported by the negotiated protocol version in the context of the connection type of the respective connection. An invalid message MUST be rejected, as specified in section 3.1.6.

3.1.5 Higher-Layer Triggered Events

None.

3.1.6 Processing Events and Sequencing Rules

When an **OleTx connection** partner receives an incoming message on a connection, it MUST perform the following actions in order to verify the validity of the message:

- Schema validation
 - The **participant** MUST validate the message content in accord with the message schema and constraints specified in section 2.2 for the specific incoming message type. If a message type is not determinable, the message MUST be considered invalid.
- State validation
 - The participant MUST verify the current state of the connection by using the State field of the connection as follows:
 - If the connection is in the Ended state, the message MUST be considered invalid.
 - If the **connection type** has not defined a specific processing rule in section 3 for the processing of the specific message in the current connection state, then the message MUST be considered invalid.

If an incoming message is considered invalid, the participant MUST ignore the contents of the message. Furthermore, the connection on which the message was received MUST transition to the

Ended state, and return a failure result to the higher-layer business logic. The participant MAY also tear down the **session** with which the connection was established.<24>

If the connection type defines specific actions that MUST be performed when an invalid message is received, the connection partner MUST also perform those actions. These actions are specified in the Message Processing Events and Sequencing Rules section that specifies the behavior of the connection type.

The various failure results returned to the higher-layer business logic are implementation-specific. Failure results SHOULD include implementation-specific context around valid error messages and invalid incoming messages.

3.1.7 Timer Events

None.

3.1.8 Other Local Events

An **OleTx connection participant** MUST be able to handle the following events at any time during the lifetime of an OleTx connection.

3.1.8.1 Initiate Connection

The Initiate Connection event MUST be signaled with the following parameters:

- Name Object of the partner to create the **connection**.
- The connection type of the outgoing connection.

On Initiate Connection event signal, an OleTx connection participant MUST perform the following:

- Create a new Incoming Message Notification Interface object with the event fields set to local events **Receiving a Message** (section [3.1.8.4](#)) and **Connection Disconnected** (section [3.1.8.3](#)) respectively.
- Signal Create Connection event as specified in [\[MS-CMP\]](#) section 3.1.4.2 by passing the following parameters:
 - The provided Name Object of the partner to create the connection.
 - The provided connection type of the outgoing connection.
 - The new Incoming Message Notification Interface object to receive incoming message notifications from MSDTC Connection Manager: OleTx Multiplexing Protocol layer.

3.1.8.2 Disconnect Connection

The Disconnect Connection event MUST be signaled with the following argument:

- A Connection object

When a Disconnect Connection event is signaled, an **OleTx connection participant** MUST perform the following:

- Perform all the actions that are required for a valid disconnection as specified in [\[MS-CMP\]](#) section 3.1.4.3.

3.1.8.3 Connection Disconnected

The Connection Disconnected event MUST be signaled with the following argument:

- A Connection object

When a Connection Disconnected event is signaled, an **OleTx connection participant** MUST perform the following:

- If the **connection type** defines specific additional actions that MUST be performed when a connection is disconnected, the OleTx participant MUST also perform those actions. These actions are specified in the specific Message Processing Events and Sequencing Rules section that defines the behavior of a specified connection type when receiving incoming messages.
- The connection MUST be removed from the connection list that belongs to the **transaction** that is associated with the connection.
- If the connection state is not already Ended, the state MUST be set to Ended.

3.1.8.4 Receiving a Message

The Receiving a Message event MUST be signaled with the following arguments:

- A protocol message extending the [MESSAGE_PACKET](#) structure
- A Connection object

If the Receiving a Message event is signaled, an **OleTx connection participant** MUST perform the following actions:

- Verify the validity of the received protocol message as specified in section [3.1.6](#).
- When a partner receives a connection request, it MUST accept as valid only a **connection type** that is either required or optional for the negotiated protocol version. Invalid connections MUST be rejected by sending an MTAG_CONNECTION_REQ_DENIED [MS-CMP] (section 2.2.5) message with the **Reason** field set to 0x80070057.
- If the incoming message is MTAG_CONNECTION_REQ_DENIED [MS-CMP] (section 2.2.5) message:
 - If the connection state is not already Ended, the state MUST be set to Ended.
 - Return the failure reason code from the **Reason** field to higher-layer business logic.
- If the connection type defines specific additional actions that MUST be performed when a connection is requested or when a valid user message is processed, the OleTx participant MUST also perform those actions. These actions are specified in the specific Message Processing Events and Sequencing Rules section that defines the behavior of a specified connection type and the user message type when receiving incoming messages.

3.2 Core Transaction Manager Facet Details

3.2.1 Abstract Data Model

This section describes a conceptual model of possible data organization that an implementation maintains to participate in this protocol. The described organization is provided to facilitate the explanation of how the protocol behaves. This document does not mandate that implementations adhere to this model as long as their external behavior is consistent with the behavior that is described in this document.

Note that the abstract data model can be implemented in a variety of ways. This protocol does not prescribe or advocate any specific implementation technique.

The [Core Transaction Manager Facet](#) MUST maintain all the data elements described in section [3.1.1](#).

The Core Transaction Manager Facet MUST also maintain the following data elements:

- **Core Transaction Manager Facet.Durable Log:** A durable list of **transaction** objects. The contents of the log MUST persist across software restarts or **transient failures**.
- **Protocol Extension List:** A list of **protocol extensions**, as specified in section [3.2.1.5](#).
- **Extended Whereabouts:** A memory buffer that represents the **extended whereabouts** information of the **transaction manager**, contributed by protocol extension objects as specified in section [3.2.1.5](#).
- **Extended Whereabouts Size:** The size of the extended whereabouts buffer, in bytes.
- **Extended Whereabouts Protocol Count:** The number of protocol extension objects that contributed to the extended whereabouts information.
- **Security Level:** An enumeration that indicates the security level at which the transaction manager initializes communication by using the transports protocol as specified in [\[MS-CMPO\]](#) and the multiplexing protocol as specified in [\[MS-CMP\]](#) section [3.2.1.1](#). This element MUST be set to one of the following values:
 - **No Security:** This value is set to indicate that the RPC communications MUST NOT require validation of the identity for an incoming message.
 - **Incoming Authentication:** This value is set to indicate that the RPC communication SHOULD validate the identity for an incoming message.
 - **Mutual Authentication:** This value is set to indicate that the RPC communication SHOULD validate that there is a known identity for an incoming **connection**. The incoming connection is refused if the identity is not established. The incoming identity MUST match the pattern "<domain>\<incoming-MSDTC-name>\$", where <incoming-MSDTC-name> is the source hostname for the connection, and <domain> is the name of the domain in which the host is a member.
- The Core Transaction Manager Facet MUST maintain the following security flags and MUST set each flag to either TRUE or FALSE:
 - **Allow Network Access:** A Boolean flag that indicates whether the transaction manager will communicate with an **OleTx participant** that is located on a remote machine. If this flag is not set, network access MUST NOT be enabled for the OleTx protocol, regardless of the settings of the other flags.
 - **Allow Network Transactions:** A Boolean flag that indicates whether the transaction manager will perform a **distributed transaction** with an OleTx participant that is located on a remote machine. If the Allow Network Access flag is set to false, this flag MUST be ignored.
 - **Allow Inbound Transactions:** A Boolean flag that indicates whether the transaction manager will act as subordinate to a **superior transaction manager facet** that is located on a remote machine. If either the Allow Network Access flag or the Allow Network Transactions flags are set to false, this flag MUST be ignored.
 - **Allow Outbound Transactions:** A Boolean flag that indicates whether the transaction manager will act as superior to a [subordinate transaction manager facet](#) that is located on a remote machine. If either the Allow Network Access flag or the Allow Network Transactions flag is set to false, this flag MUST be ignored.

- **Allow Remote Administration:** A Boolean flag that indicates whether the transaction manager will be administered by an **application** that is located on a remote machine. If the Allow Network Access flag is set to false, this flag MUST be ignored.
- **Allow Remote Clients:** A Boolean flag that indicates whether the transaction manager will communicate with an application or a **resource manager** that is located on a remote machine. If the Allow Network Access flag is set to false, this flag MUST be ignored.
- **Allow TIP:** A Boolean flag that indicates whether the transaction manager has enabled the TIP protocol, as specified in [\[RFC2371\]](#). For information on the transaction manager's interaction with [\[RFC2371\]](#), see [\[MS-DTCM\]](#). If the Allow Network Access flag is set to false, this flag MUST be ignored.
- **Allow XA:** A Boolean flag that indicates whether the transaction manager provides support for the [\[C193\]](#) protocol in an implementation-specific manner.
- **Allow LUTransactions:** A Boolean flag that indicates whether the transaction manager provides support for the MSDTC Connection Manager: OleTx Transaction Protocol Logical Unit Mainframe Extension protocol, as specified in [\[MS-DTCLU\]](#). A value of TRUE indicates the transaction manager accepts the **connection type** supported in the MSDTC Connection Manager: OleTx Transaction Protocol Logical Unit Mainframe Extension protocol. A value of FALSE indicates the transaction manager will refuse to accept incoming connections for the connection type supported in the MSDTC Connection Manager: OleTx Transaction Protocol Logical Unit Mainframe Extension protocol. If either the **Allow Network Access** flag or the **Allow Remote Clients** flag is set to FALSE, the transaction manager MUST ignore this flag and MUST refuse to accept incoming connections from remote machines for the connection type supported in the MSDTC Connection Manager: OleTx Transaction Protocol Logical Unit Mainframe Extension protocol.

The Core Transaction Manager Facet MUST extend the definition of a transaction object to include the following data elements:

- **Superior Enlistment:** A reference to an **Enlistment** object that belongs to either the subordinate transaction manager facet or the transaction manager communicating with an application facet, as specified in 3.1.1.1.
- **Next Phase Zero Wave Enlistment list:** A list of Enlistment objects that represent the enlistment set of **Phase Zero** that belongs to the next **Phase Zero wave** of the transaction.
- **Phase Zero Enlistment list:** A list of Enlistment objects that represent the enlistment set of Phase Zero that belongs to the current Phase Zero wave of the transaction.
- **Phase One Enlistment list:** A list of Enlistment objects that represent the set of **Phase One enlistments** currently registered on the transaction.
- **Phase One Voter Enlistment list:** A list of Enlistment objects that represent the set of **voter enlistments** currently registered on the transaction.
- **Phase Two Enlistment list:** A list of Enlistment objects that represent the set of Phase One enlistments who voted Prepared when asked to vote on the **outcome** of the transaction.
- **Phase Two Voter Enlistment list:** A list of Enlistment objects that represent the set of voter enlistments who voted Prepared when asked to vote on the outcome of the transaction.
- **Root:** A flag set to true if the Core Transaction Manager Facet is the root of the transaction; otherwise, false.
- **Doomed:** A flag set to true if the transaction has been aborted; otherwise, false.

- **Attributes Set:** A flag set to true when the transaction attributes are updated by using the Set Transaction Attributes event.
- **Phase Zero Registered:** A flag set to true if the transaction has successfully registered for the next Phase Zero wave; otherwise, false.
- **Single Phase Commit:** A flag set to true if the Core Transaction Manager Facet was requested to perform a **Single Phase Commit** on the transaction; otherwise, false.
- **State:** A State enumeration that represents the current state of the transaction. These states are as specified in section [3.2.1.3](#).
- **Isolation Level:** An Isolation Level value.
- **Isolation Flags:** An Isolation Flags value.
- **Description:** An implementation-specific description string that is provided to the core transaction manager when the transaction is created.
- **Timeout:** A 32-bit unsigned integer that represents the number of milliseconds after which a root transaction MUST time out if an outcome is not reached. This value MUST be used to initialize the [Transaction Timeout Timer \(section 3.2.2.1\)](#).
- **GRFRM:** A 32-bit unsigned integer that contains an implementation-defined value, as defined in section [2.2.7.1](#).

The Core Transaction Manager Facet MUST extend the definition of a connection object, as specified in [MS-CMP] section 3.1.1.1, to include the following data element:

- **Enlistment:** A reference to the Enlistment object that is associated with the connection. Some connections do not use this field.

3.2.1.1 Versioning

The core **transaction manager** MUST maintain the data that pertains to the **extended whereabouts** functionality only on versions where the **connection type** [CONNTYPE_TXUSER_EXTENDEDWHEREABOUTS](#) is supported as specified in section [2.2.1.1.1](#). The following data elements, as specified in section [3.2.1](#), are affected:

- Extended Whereabouts
- Extended Whereabouts Size
- Extended Whereabouts Protocol Count
- Extended Whereabouts data structures that are provided by **protocol extension** objects:
 - **Whereabouts**
 - Whereabouts Size

The core transaction manager MUST maintain the data that pertains to the **Phase Zero** functionality only on versions where the connection type [CONNTYPE_TXUSER_PHASE0](#) is supported as specified in section [2.2.1.1.3](#). The following data elements, as specified in 3.2.1, are affected:

- Next **Phase Zero Wave Enlistment** list
- **Phase Zero Enlistment** list
- Phase Zero Registered

3.2.1.2 Transaction Logging

When a **transaction** object is stored in the **Core Transaction Manager Facet.Durable Log** of the [Core Transaction Manager Facet](#), the Core Transaction Manager Facet MUST record only the following fields:

- The **Transaction Object.Identifier** field.
- The **State** field. When a transaction object is stored in the **Core Transaction Manager Facet.Durable Log**, this field MUST be set to one of the following two states:
 - [In Doubt](#)
 - [Failed to Notify](#)
- The **Phase Two Enlistment** list.
- If the **State** field of the transaction is set to In Doubt, the **Superior Enlistment** field MUST be stored.

When an **Enlistment** object is stored in the **Core Transaction Manager Facet.Durable Log** of the Core Transaction Manager Facet, the Core Transaction Manager Facet MUST record all the object fields.

When a **connection** object is stored in the **Core Transaction Manager Facet.Durable Log** of the Core Transaction Manager Facet, the Core Transaction Manager Facet MUST record all the object fields.

When a connection object is retrieved from the **Core Transaction Manager Facet.Durable Log** of the Core Transaction Manager Facet, its state MUST be set to Ended.

3.2.1.3 Transaction States

The state field of the **transaction** object MUST represent the set of different states to which the logical state machine of the transaction MUST be set.

The transaction state machine MUST support the following states:

- [Idle](#)
- [Active](#)
- [Phase Zero](#)
- [Phase Zero Complete](#)
- [Voting](#)
- [Voting Complete](#)
- [Phase One](#)
- [Phase One Complete](#)
- [Single Phase Commit](#)
- [Committing](#)
- [Aborting](#)
- [In Doubt](#)

- [Failed to Notify](#)
- [Ended](#)

The following diagram reflects states and the events that directly change them. The **transaction manager** and the transaction can receive more events than those shown, but those events do not affect the state of the transaction.

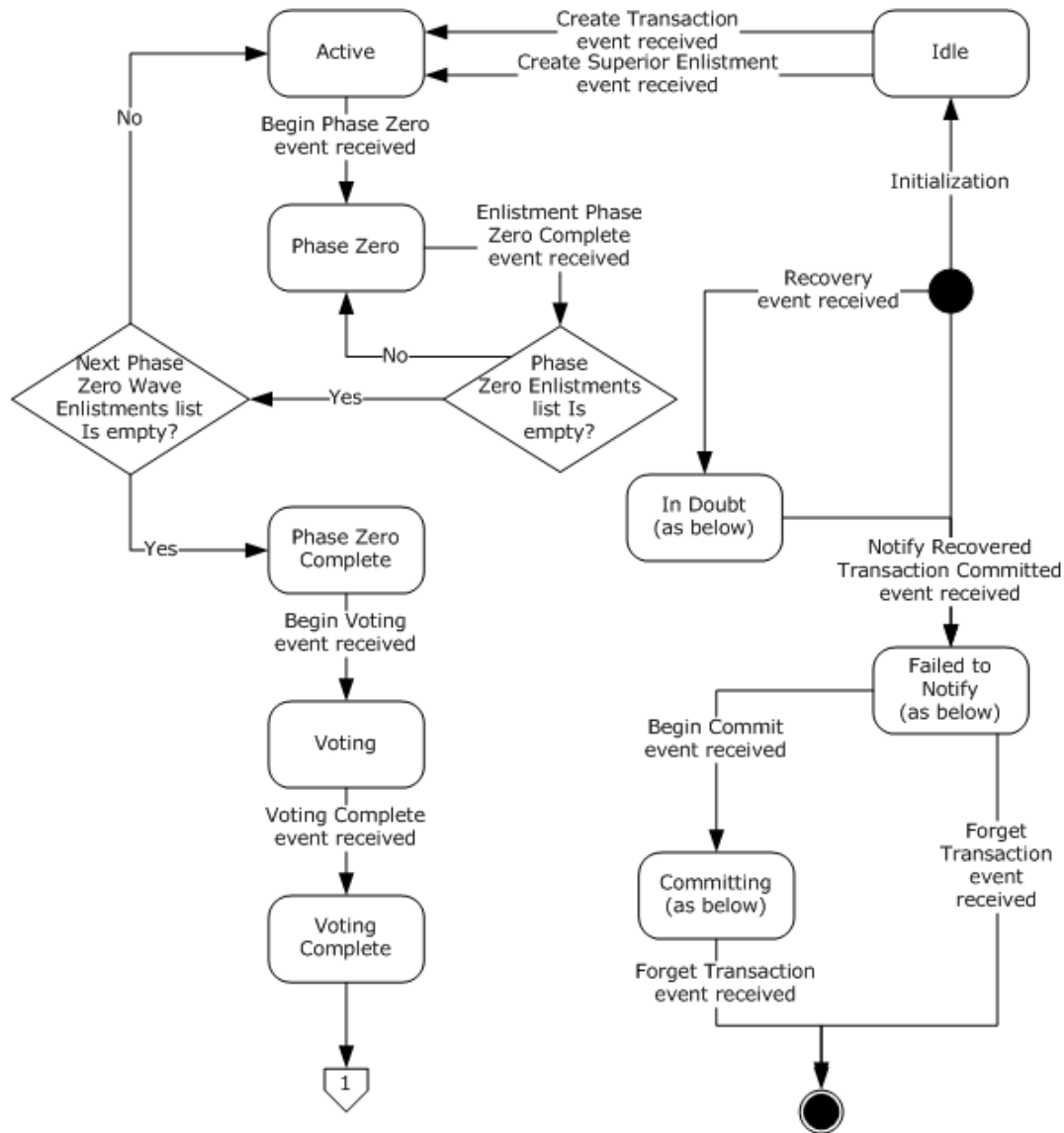


Figure 12: Transaction manager states and events (Phase Zero)

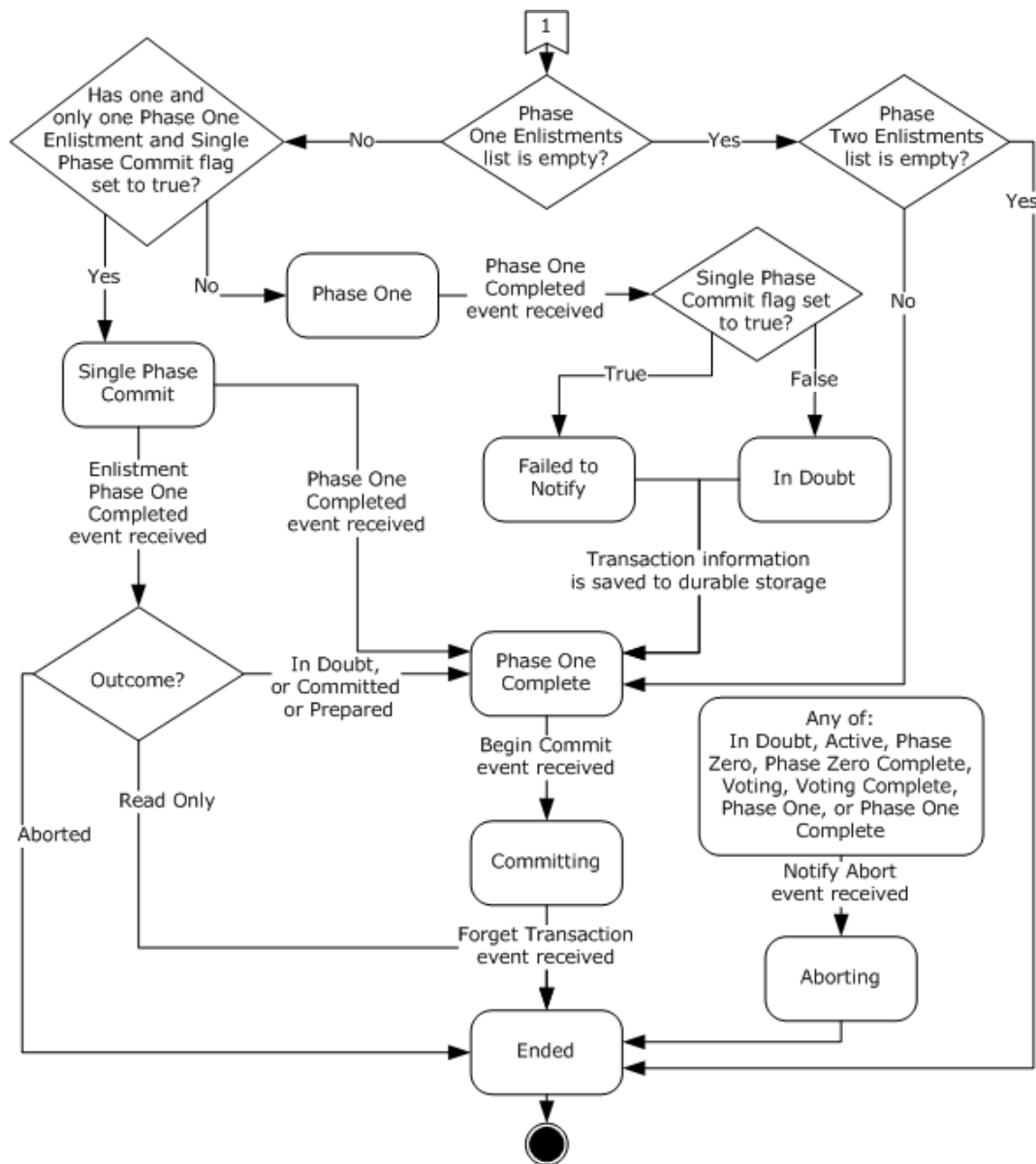


Figure 13: Transaction manager states and events (Phase One)

3.2.1.3.1 Idle

This is the initial state. The following events are processed in the Idle state:

- [Create Transaction](#)
- [Create Superior Enlistment](#)
- [Associate Transaction](#)
- [Branch Transaction Success](#)
- [Branch Transaction Failure](#)

3.2.1.3.2 Active

The following events are processed in the Active state:

- [Create Phase Zero Enlistment](#)
- [Create Voter Enlistment](#)
- [Create Subordinate Enlistment](#)
- [Register Phase Zero Success](#)
- [Register Phase Zero Failure](#)
- [Export Transaction](#)
- [Set Transaction Attributes](#)
- [Set Transaction Timeout](#)
- [Begin Phase Zero](#)
- [Enlistment Unilaterally Aborted](#)
- [Notify Aborted](#)
- [Unenlist Phase Zero Enlistment](#)
- [Transaction Timeout Timer](#)

3.2.1.3.3 Phase Zero

The following events are processed in the Phase Zero state:

- [Create Phase Zero Enlistment](#)
- [Create Voter Enlistment](#)
- [Create Subordinate Enlistment](#)
- [Register Phase Zero Success](#)
- [Register Phase Zero Failure](#)
- [Export Transaction](#)
- [Set Transaction Timeout](#)
- [Enlistment Phase Zero Complete](#)
- [Enlistment Unilaterally Aborted](#)
- [Notify Aborted](#)
- [Unenlist Phase Zero Enlistment](#)
- [Transaction Timeout Timer](#)

3.2.1.3.4 Phase Zero Complete

The following events are processed in the Phase Zero Complete state:

- [Create Phase Zero Enlistment](#)

- [Create Voter Enlistment](#)
- [Create Subordinate Enlistment](#)
- [Register Phase Zero Success](#)
- [Register Phase Zero Failure](#)
- [Export Transaction](#)
- [Set Transaction Timeout](#)
- [Begin Phase One](#)
- [Begin Voting](#)
- [Enlistment Unilaterally Aborted](#)
- [Notify Aborted](#)
- [Transaction Timeout Timer](#)

3.2.1.3.5 Voting

The following events are processed in the Voting state:

- [Set Transaction Timeout](#)
- [Enlistment Vote Complete](#)
- [Voting Complete](#)
- [Enlistment Unilaterally Aborted](#)
- [Notify Aborted](#)
- [Transaction Timeout Timer](#)

3.2.1.3.6 Voting Complete

The following events are processed in the Voting Complete state:

- [Set Transaction Timeout](#)
- [Begin Commit](#)
- [Enlistment Unilaterally Aborted](#)
- [Notify Aborted](#)
- [Forget Transaction](#)
- [Transaction Timeout Timer](#)

3.2.1.3.7 Phase One

The following events are processed in the Phase One state:

- [Set Transaction Timeout](#)
- [Enlistment Vote Complete](#)

- [Enlistment Phase One Complete](#)
- [Enlistment Unilaterally Aborted](#)
- [Notify Aborted](#)
- [Phase One Completed](#)
- [Transaction Timeout Timer](#)

3.2.1.3.8 Phase One Complete

The following events are processed in the Phase One Complete state:

- [Begin Commit](#)
- [Begin In Doubt](#)
- [Forget Transaction](#)

3.2.1.3.9 Single Phase Commit

The following events are processed in the Single Phase Commit state:

- [Enlistment Phase One Complete](#)
- [Phase One Completed](#)

3.2.1.3.10 Committing

The following events are processed in the Committing state:

- [Begin Commit](#)
- [Enlistment Commit Complete](#)
- [Forget Transaction](#)
- [Request Transaction Outcome](#)

3.2.1.3.11 Aborting

The following events are processed in the Aborting state:

- [Begin Rollback](#)
- [Enlistment Rollback Complete](#)
- [Forget Transaction](#)
- [Request Transaction Outcome](#)

3.2.1.3.12 In Doubt

The following events are processed in the In Doubt state:

- [Notify Recovered Transaction Committed](#)
- [Forget Transaction](#)
- [Resolve Transaction](#)

- [Notify Aborted](#)

3.2.1.3.13 Failed to Notify

The following events are processed in the Failed to Notify state:

- [Begin Commit](#)
- [Notify Recovered Transaction Committed](#)
- [Forget Transaction](#)
- [Resolve Transaction](#)
- [Request Transaction Outcome](#)

3.2.1.3.14 Ended

This is the final state. The following event is processed in the Ended state:

- [Request Transaction Outcome](#)

3.2.1.4 Transaction Manager Facets

An **OleTx transaction manager** is subdivided into the following transaction manager **facets**:

- [Core Transaction Manager Facet](#)
- [Transaction Manager Communicating with an Application Facet](#)
- [Transaction manager Communicating with a Resource Manager Facet](#)
- [Superior Transaction Manager Facet](#)
- [Subordinate Transaction Manager Facet](#)

These facets **MUST** communicate with each other by using a set of events. Each facet **MUST** define the set of events that the facet supports.

An event **MUST** consist of the following data elements:

- The name of the event
- The list of arguments with which the event **MUST** be signaled

This protocol assumes the existence of an implementation-specific communication mechanism used to signal events between facets inside a transaction manager. This communication mechanism **MUST NOT** allow man-in-the-middle or other classes of intermediary attacks.

Each facet **MUST** provide a definition for the **Name** and **Enlistment Object.Identifier** fields of an [Enlistment object](#), as specified in section 3.1.1.

The conceptual model that is described here requires that one and only one thread of operation be active inside the facets that make up the transaction manager.

3.2.1.5 Protocol Extension Objects

A **protocol extension** is an implementation-specific module that represents the ability to perform **transaction** processing by using a transaction coordination protocol that is not **OleTx**.

Protocol extension objects MUST leverage the following vendor extensibility points in the [Core Transaction Manager Facet](#):

- The ability to augment the list of **transaction manager facets**, as specified in section [3.2.1.4](#), to include additional protocol-specific facets
- The ability to define custom behavior for the **Name** and **Property** fields on **Enlistment** objects that are created inside these facets
- The ability to contribute **whereabouts** information to the **extended whereabouts** field of the core transaction manager
- The ability to contribute **recovery** information to Enlistment objects that are stored in the durable log, as specified in section [3.1.1](#)

A protocol extension object MUST provide the following data structures:

- **Identifier**: A **GUID** that uniquely identifies the protocol extension
- **Whereabouts**: An array of bytes that represents the protocol extension
- **Whereabouts Size**: The size of the Whereabouts array

3.2.2 Timers

The [Core Transaction Manager Facet](#) MUST provide a [Transaction Timeout Timer](#).

3.2.2.1 Transaction Timeout Timer

This timer MUST be set when a new **transaction** is created. It MUST be canceled when a transaction enters one of the following states:

- [Phase One Complete](#)
- [Single Phase Commit](#)
- [Committing](#)
- [Aborting](#)
- [Ended](#)

The default value is specified by the **Timeout** field on the transaction object for which the instance of the timer is set. The minimum value of the timer MUST be zero, which means that the timer never generates a timer event.

When the timer is initialized, the initialization MUST provide a transaction object to associate with the timer. When the timer expires, the same transaction object MUST be provided alongside the timer notification. The [Core Transaction Manager Facet](#) MUST provide a distinct Transaction Timeout Timer instance for each active transaction. If an implementation sets the value of the timeout timer associated with a transaction object to zero, the Transaction Timeout Timer event (see [3.2.6.1](#)) is never signaled, and therefore the transaction never times out. Examples of negative consequences of transactions that do not time out include **resource** availability and deadlocks between resources. In the availability example, if an application starts a transaction and accesses a resource, that resource typically blocks access to the specific item until the transaction completes in order to provide isolation. But if the application has an issue and does not complete the transaction within a reasonable amount of time, other applications are prevented from accessing the resource item. In the deadlock example, two resources are accessed by two different applications, but in reverse order. This results in the two applications blocking each other because each has its own transaction that holds a lock that the other

needs to proceed. When transaction timeout values are implemented, these error scenarios resolve themselves by forcing the transactions to **rollback** after the specified timer period.

3.2.3 Initialization

When the [Core Transaction Manager Facet](#) is initialized:

- The MSDTC Connection Manager: OleTx Management Protocol [\[MS-CMOM\]](#) uses the registry to persistently store and retrieve the values for the security settings using Windows Remote Registry Protocol [\[MS-RRP\]](#) and Failover Cluster: Management API (ClusAPI) Protocol [\[MS-CMRP\]](#). The registry is shared with the MSDTC Connection Manager: OleTx Management Protocol [\[MS-CMOM\]](#).
- The **Security Level** field is loaded directly from the registry key defined in [\[MS-CMOM\]](#) section 3.3.1.2.3.[<25>](#)
- The following security flags are loaded directly from the registry keys defined in [\[MS-CMOM\]](#) sections 3.3.1.2.1 and 3.3.1.2.2.
 - **Allow Network Access**
 - **Allow Network Transactions**
 - **Allow Inbound Transactions**
 - **Allow Outbound Transactions**
 - **Allow Remote Administration**
 - **Allow Remote Clients**
 - **Allow TIP**
 - **Allow XA**
 - **Allow LUTransactions**
- The lower-layer transport protocol, the MSDTC Connection Manager: OleTx Multiplexing Protocol (section [2.1](#)) MUST be initialized as specified in [\[MS-CMP\]](#) section 3.1.3, by passing the following parameter values as specified in section [2.1.2](#). The MSDTC Connection Manager: OleTx Multiplexing Protocol initialization as specified in [\[MS-CMP\]](#) section 3.1.3, initializes the MSDTC Connection Manager: OleTx Transports Protocol layer with additional parameters as specified in [\[MS-CMPO\]](#) section 3.2.3.
 - The **Security Level** field ([\[MS-CMPO\]](#) Local Partner State (section 3.2.1.1)) is initialized with the **Security Level** value in Core Transaction Manager Facet.
 - The **Minimum Level 3 Version Number** and **Maximum Level 3 Version Number** fields ([\[MS-CMPO\]](#) section 3.2.1.1) are initialized with the computed minimum and maximum protocol version values, as specified in section [3.1.4.2](#).
 - Compute a local name object by initializing the fields of the Name object (see [\[MS-CMPO\]](#) section 3.2.1.4) with following values:
 - **HostName**: The **HostName** field is initialized with the value of the **ComputerName.NetBIOS** element of the machine as specified in [\[MS-WKST\]](#) section 3.2.1.2.
 - **CID**: The CID field is initialized as follows:

- Read the string value from the <MSDTC_GUID> registry key as specified in [MS-CMOM] section 2.2.3.5, for the Description\Default value of "MSDTC" as specified in [MS-CMOM] section 2.2.3.5.1.
- Convert the <MSTDC_GUID> string to GUID as specified in [\[C706\]](#) Appendix A.
- **Protocols:**
 - If the Allow Network Access flag is set to false:
 - The **Protocols** field is initialized to PROT_LRPC flag as described in [MS-CMPO] (section 2.2.4).
 - Otherwise:
 - The **Protocols** field is initialized directly from the "ServiceNetworkProtocols" registry key as specified in [MS-CMOM] section 2.2.3.4.
- The computed local name object is used to initialize the **Local Name Object** field ([MS-CMPO] section 3.2.1.1).
- The **protocol extension** list MUST be populated with instances that are obtained from an implementation-specific source.
- If the protocol extension list is not empty, the Core Transaction Manager Facet MUST perform the following actions:
 - Query each protocol extension for its **extended whereabouts** information by using the **Whereabouts** and **Whereabouts Size** fields of the object.
 - Create an array of [STmToTmProtocol \(section 2.2.5.9\)](#) structures and assign it to the **Extended Whereabouts** field of the Core Transaction Manager Facet:
 - The array MUST contain an entry for each protocol extension that contributes extended whereabouts information.
 - The **tmprotDescribed** field of each entry MUST be set to TmProtocolExtended, as specified in section [2.2.6.2](#).
 - The **rgbTmProtocolData** field of each entry MUST contain an [SExtendedEndpointInfo \(section 2.2.5.8\)](#) structure.
 - The **cbTmProtocolData** field of each entry MUST be set to the length, in bytes, of the **rgbTmProtocolData** field.
 - Assign the size, in bytes, of the STmToTmProtocol array to the **Extended Whereabouts Size** field of the Core Transaction Manager Facet.
 - Assign the number of protocol extensions that contribute extended whereabouts information to the STmToTmProtocol array to the **Extended Whereabouts Protocol Count** field of the Core Transaction Manager Facet.

3.2.3.1 Transaction Object Initialization

The [Core Transaction Manager Facet](#) MUST initialize each new **transaction** object that is created by the **facet** with the following default values:

- The **Root** field MUST default to false.
- The **Doomed** field MUST default to false.

- The **Attributes Set** field MUST default to false.
- The **Phase Zero Registered** field MUST be set to false.
- The **Single Phase Commit** field MUST default to false.
- The **State** field MUST default to Idle.
- The **Isolation Level** field MUST default to Serializable.
- The **Isolation Flags** field MUST default to zero.
- The **Description** field MUST default to an empty string.
- The **GRFRM** field MUST default to zero.
- The **Timeout** field value MUST [<26>](#) default to a value that is obtained in an implementation-specific manner.

3.2.3.2 Durable Log

The **Core Transaction Manager Facet.Durable Log** size is configurable and is stored in the registry. On Windows, it is configured in an implementation-specific manner. [<27>](#)

3.2.3.3 Transaction Recovery

If the **Core Transaction Manager Facet.Durable Log** of the [Core Transaction Manager Facet](#) is not empty, it MUST perform the following actions:

- For each **transaction** object in the **Core Transaction Manager Facet.Durable Log** of the Core Transaction Manager Facet:
 - Initialize the transaction object fields which are not durably stored with default values, as specified in [Transaction Object Initialization \(section 3.2.3.1\)](#).
 - Copy the transaction object to the transaction table of the Core Transaction Manager Facet. [<28>](#)
- After all transactions in the **Core Transaction Manager Facet.Durable Log** are copied to the transaction table, start accepting new connections.
- For each transaction object in the transaction table of the Core Transaction Manager Facet:
 - If the transaction state is [In Doubt \(section 3.2.1.3.12\)](#):
 - Signal the [Recover In Doubt Transaction \(section 3.8.7.8\)](#) event on the **transaction manager facet** that is referenced by the transaction object's **Superior Enlistment** field with the value of the transaction object's **Superior Enlistment** field.
 - Otherwise:
 - Signal the [Notify Recovered Transaction Committed \(section 3.2.7.24\)](#) event on the Core Transaction Manager Facet with the transaction object.

3.2.4 Higher-Layer Triggered Events

None.

3.2.5 Processing Events and Sequencing Rules

3.2.6 Timer Events

3.2.6.1 Transaction Timeout Timer

When this timer expires, the core **transaction manager** MUST perform the following actions:

- If the provided **transaction** object is in one of the following states, the core transaction manager MUST ignore the timer event:
 - [Phase One Complete](#)
 - [Single Phase Commit](#)
 - [Committing](#)
 - [Aborting](#)
 - [In Doubt](#)
 - [Failed to Notify](#)
 - [Ended](#)
- Otherwise, the core transaction manager MUST:
 - Signal the [Unilaterally Aborted](#) event on the transaction's superior **enlistment's** transaction manager **facet** with the Superior Enlistment object of the transaction.
 - Signal the [Notify Aborted](#) event on the [Core Transaction Manager Facet](#) using the provided transaction object.

3.2.7 Other Local Events

The core **transaction manager** MUST be prepared to process the local events that are defined in the following sections.

If the [Core Transaction Manager Facet](#) supports the [CONNTYPE_TXUSER_PHASE0 connection type](#), this **facet** MUST be prepared to process local events that pertain to **Phase Zero** functionality. The following local events are affected:

- [Create Phase Zero Enlistment](#)
- [Register Phase Zero Success](#)
- [Register Phase Zero Failure](#)
- [Begin Phase Zero](#)
- [Enlistment Phase Zero Complete](#)
- [Unenlist Phase Zero Enlistment](#)

3.2.7.1 Associate Transaction

The Associate Transaction event MUST be signaled with the following arguments:

- A **transaction** object

- A Name object representing the remote **superior transaction manager**

If the Associate Transaction event is signaled, the [Core Transaction Manager Facet \(section 1.3.3.3.1\)](#) MUST perform the following actions:

- If the **Core Transaction Manager Facet.Durable Log** is too full (section [3.2.3.2](#)) to accept the provided transaction object:
 - Signal the [Associate Transaction Failure \(section 3.4.7.1\)](#) event on the [Transaction Manager Communicating with an Application Facet \(section 1.3.3.3.2\)](#) with the following arguments:
 - The provided transaction object
 - The Log Full Local reason code
- Otherwise:
 - Signal the [Branch Transaction \(section 3.8.7.1\)](#) event on the [Subordinate Transaction Manager Facet \(section 1.3.3.3.5\)](#) with the following arguments:
 - The provided transaction object
 - The provided Name object

3.2.7.2 Begin Commit

The Begin Commit event MUST be signaled with the following arguments:

- A **transaction** object

If the Begin Commit event is signaled, the [Core Transaction Manager Facet](#) MUST perform the following actions:

- Set the transaction state to [Committing \(section 3.2.1.3.10\)](#).
- If the **Phase Two Voter Enlistment list** of the transaction is not empty:
 - For each **Enlistment** object in the **Phase Two Voter Enlistment list** of the transaction:
 - Remove the Enlistment object from the **Phase Two Voter Enlistment list** of the transaction.
 - Signal the Begin Commit event (see sections [3.4.7.3](#), [3.6.7.1](#), and [3.7.7.1](#)) on the enlistment's **transaction manager facet** field with the Enlistment object.
- If the **Phase Two Enlistment list** of the transaction is not empty:
 - For each Enlistment object in the **Phase Two Enlistment list** of the transaction:
 - Signal the Begin Commit event (see sections [3.4.7.3](#), [3.6.7.1](#), and [3.7.7.1](#)) on the enlistment's transaction manager facet field with the Enlistment object.
- Otherwise, if the **Phase Two Enlistment list** of the transaction is empty:
 - Signal the [Commit Complete \(section 3.8.7.3\)](#) event on the transaction's superior enlistment's transaction manager facet with the transaction's Superior Enlistment object.
 - Signal the [Forget Transaction \(section 3.2.7.22\)](#) event on the Core Transaction Manager Facet with the provided transaction object.

3.2.7.3 Begin In Doubt

The Begin In Doubt event MUST be signaled with the following arguments:

- A **transaction** object

If the Begin In Doubt event is signaled, the [Core Transaction Manager Facet](#) MUST perform the following actions:

- For each **Enlistment** object in the [Phase Two Voter](#) Enlistment list of the transaction:
 - Signal the Begin In Doubt event (see sections [3.4.7.4](#) and [3.6.7.2](#)) on the Enlistment object's **transaction manager facet** with the Enlistment object.
- Signal the [Forget Transaction \(section 3.2.7.22\)](#) event on the Core Transaction Manager Facet with the provided transaction object.

3.2.7.4 Begin Phase One

The Begin Phase One event MUST be signaled with the following arguments:

- A **transaction** object
- A flag indicating whether the transaction SHOULD or MUST NOT attempt to perform a **single-phase commit**

If the Begin Phase One event is signaled, the [Core Transaction Manager Facet](#) MUST perform the following actions:

- Set the **Single Phase Commit** field of the transaction to the value of the provided Single Phase Commit flag (defined in section [3.2.1](#)).
- Signal the [Begin Voting \(section 3.2.7.7\)](#) event on the Core Transaction Manager Facet with the following argument:
 - The provided transaction object

3.2.7.5 Begin Phase Zero

The Begin Phase Zero event MUST be signaled with the following arguments:

- A **transaction** object

If the Begin Phase Zero event is signaled, the [Core Transaction Manager Facet](#) MUST perform the following actions:

- Set the transaction state to [Phase Zero \(section 3.2.1.3.3\)](#).
- Move each **Enlistment** object in the Next **Phase Zero Wave** Enlistment list of the transaction to the **Phase Zero Enlistment** list of the transaction.
- Set the **Phase Zero** Registered flag of the transaction object to false.
- If the Phase Zero Enlistment list of the transaction is not empty:
 - For each Enlistment object in the Phase Zero Enlistment list of the transaction:
 - Signal the Begin Phase Zero event (see sections [3.6.7.4](#) and [3.7.7.3](#)) on the Enlistment object's **transaction manager facet** with the Enlistment object.
- Otherwise:

- Set the transaction state to [Phase Zero Complete \(section 3.2.1.3.4\)](#).
- Signal the Phase Zero Complete event (see sections [3.4.7.14](#) and [3.8.7.6](#)) on the superior enlistment's transaction manager facet of the transaction with the following arguments:
 - The superior enlistment object of the transaction
 - The success **outcome**

3.2.7.6 Begin Rollback

The Begin Rollback event MUST be signaled with the following arguments:

- A **transaction** object.

If the Begin Rollback event is signaled, the [Core Transaction Manager Facet \(section 1.3.3.3.1\)](#) MUST perform the following actions:

- Signal the Rollback Complete event (see sections [3.4.7.18](#) and [3.8.7.10](#)) on the transaction's superior **enlistment's transaction manager facet** with the superior enlistment object of the transaction.
- Signal the [Notify Aborted \(section 3.2.7.23\)](#) event on the Core Transaction Manager Facet with the provided transaction object.

3.2.7.7 Begin Voting

The Begin Voting event MUST be signaled with the following arguments:

- A **transaction** object

If the Begin Voting event is signaled, the [Core Transaction Manager Facet \(section 1.3.3.3.1\)](#) MUST perform the following actions:

- Set the transaction state to [Voting \(section 3.2.1.3.5\)](#).
- If the [Phase One \(section 1.3.1.2\) Voter Enlistment](#) list of the transaction is empty:
 - Signal the [Voting Complete \(section 3.2.7.35\)](#) event on the Core Transaction Manager Facet (section 1.3.3.3.1) with the provided transaction object.
- Otherwise:
 - For each Enlistment object in the Phase One (section 1.3.1.2) Voter Enlistment list of the transaction:
 - Signal the Begin Voting event (see sections [3.4.7.6](#) and [3.6.7.6](#)) on the enlistment's **transaction manager facet** field with the Enlistment object.
 - If the Phase One (section 1.3.1.2) Enlistment list of the transaction contains more than one element, or if it contains one element and the **Single Phase Commit** flag (defined in section [3.2.1](#)) of the transaction is set to false:
 - For each Enlistment object in the Phase One (section 1.3.1.2) Enlistment list of the transaction:
 - Signal the Begin Phase One (see section [3.6.7.3](#) and section [3.7.7.2](#)) event on the enlistment's transaction manager facet field with the following argument:
 - The Enlistment object

- The Single Phase Commit flag set to false

3.2.7.8 Branch Transaction Failure

The Branch Transaction Failure event MUST be signaled with the following arguments:

- An **Enlistment** object
- A value indicating the failure reason. The reason MUST be set to one of the following values:
 - Log Full Remote
 - No Mem Remote
 - Too Late
 - Too Many Remote
 - Tx Not Found
 - Comm Failed

If the Branch Transaction Failure (section 3.2.7.8) event is signaled, the [Core Transaction Manager Facet \(section 1.3.3.3.1\)](#) MUST perform the following actions:

- Signal the [Associate Transaction Failure \(section 3.4.7.1\)](#) event on the **transaction manager** communicating with an **application facet** with the following arguments:
 - The provided **transaction** object
 - The provided reason code

3.2.7.9 Branch Transaction Success

The Branch Transaction Success event MUST be signaled with the following arguments:

- An **Enlistment** object.

If the Branch Transaction Success event is signaled, the [Core Transaction Manager Facet \(section 1.3.3.3.1\)](#) MUST perform the following actions:

- Add the **transaction** object of the enlistment to the transaction table of the Core Transaction Manager Facet (section 1.3.3.3.1).
- Set the superior enlistment of the transaction to the provided Enlistment object.
- Signal the [Associate Transaction Success \(section 3.4.7.2\)](#) event on the **transaction manager** communicating with an **application facet** with the transaction object of the enlistment.

3.2.7.10 Create Phase Zero Enlistment

The Create Phase Zero Enlistment event MUST be signaled with the following arguments:

- An **Enlistment** object

If the Create Phase Zero Enlistment event is signaled, the [Core Transaction Manager Facet \(section 1.3.3.3.1\)](#) MUST perform the following actions:

- If the **transaction** state of the transaction object referenced by the provided enlistment object is [Phase Zero \(section 3.2.1.3.3\)](#):

- The Core Transaction Manager Facet (section 1.3.3.3.1) MUST:
 - Signal the [Create Phase Zero Enlistment Success](#) (see section 3.6.7.8 and section [3.7.7.6](#)) event on the Enlistment object's **transaction manager facet** with the provided Enlistment object.
 - Signal the [Begin Phase Zero](#) (see section [3.6.7.4](#) and section [3.7.7.3](#)) event on the provided Enlistment object's transaction manager facet with the provided Enlistment object.
- Otherwise, if the transaction state is [Active \(section 3.2.1.3.2\)](#) or [Phase Zero Complete \(section 3.2.1.3.4\)](#):
 - If the Next **Phase Zero Wave** Enlistment list of the transaction is empty:
 - Signal the [Register Phase Zero \(section 3.4.7.15\)](#) event on the transaction's superior enlistment's transaction manager facet with the transaction's superior Enlistment object.
 - Otherwise, if the list is nonempty and the **Phase Zero** Registered flag of the transaction is true:
 - Signal the Create Phase Zero Enlistment Success (see section 3.6.7.8 and section 3.7.7.6) event on the enlistment object's transaction manager facet with the Enlistment object.
 - Add the provided enlistment to the Next Phase Zero Wave Enlistment list of the transaction.
- Otherwise:
 - Signal the Create Phase Zero Enlistment Failure (see section [3.6.7.7](#) and section [3.7.7.5](#)) event on the Enlistment object's transaction manager facet field with the following arguments:
 - The provided Enlistment object
 - The Too Late reason code

3.2.7.11 Create Subordinate Enlistment

The Create Subordinate Enlistment event MUST be signaled with the following arguments:

- An **Enlistment** object

If the Create Subordinate Enlistment event is signaled, the [Core Transaction Manager Facet](#) MUST perform the following actions:

- If the state of the **transaction** object referenced by the provided Enlistment object is not [Active \(section 3.2.1.3.2\)](#) and not [Phase Zero \(section 3.2.1.3.3\)](#) and not [Phase Zero Complete \(section 3.2.1.3.4\)](#):
 - Signal the [Create Subordinate Enlistment Failure](#) (see sections [3.6.7.10](#) and 3.7.7.7) event on the Enlistment object's **transaction manager facet** with the following arguments:
 - The provided Enlistment object
 - The Too Late reason code
- Otherwise, if the **Core Transaction Manager Facet.Durable Log** is too full to accept the transaction object referenced by the provided Enlistment object:
 - Signal the Create Subordinate Enlistment Failure (see sections 3.6.7.10 and 3.7.7.7) event on the Enlistment object's transaction manager facet with the following arguments:

- The provided Enlistment object
- The Log Full reason code
- Otherwise, compute the number of Enlistment objects in the **Phase One Enlistment list** of the transaction object referenced by the provided Enlistment object whose **Transaction Manager Facet** field is set to **Superior Transaction Manager Facet** (section [3.2.1.4](#)).
- If this computed number of Enlistment objects is greater than or equal to an implementation-specific value that indicates the maximum allowed Transaction Manager Enlistments: [<29>](#)
 - Signal the Create Subordinate Enlistment Failure (see sections 3.6.7.10 and 3.7.7.7) event on the Enlistment object's transaction manager facet with the following arguments:
 - The provided Enlistment object
 - The Too Many reason code
- Otherwise:
 - Add the provided Enlistment object to the transaction's **Phase One Enlistment** list.
 - Signal the [Create Subordinate Enlistment Success](#) (see sections [3.6.7.11](#) and 3.7.7.8) event on the Enlistment object's transaction manager facet with the provided Enlistment object.

3.2.7.12 Create Superior Enlistment

The Create Superior Enlistment event MUST be signaled with the following arguments:

- An **Enlistment** object

If the Create Superior Enlistment event is signaled, the Core **Transaction Manager** MUST perform the following actions:

- If the **transaction** referenced by the provided Enlistment object already exists in the transaction table:
 - Signal the [Create Superior Enlistment Failure \(section 3.8.7.5\)](#) event on the Transaction Manager **facet** referenced by the provided Enlistment object with the following arguments:
 - The provided Enlistment object
 - The Duplicate reason code
- Otherwise, if the **Core Transaction Manager Facet.Durable Log** is too full (section [3.2.3.2](#)) to accept the transaction object referenced by the provided Enlistment object:
 - Signal the Create Superior Enlistment Failure (section 3.8.7.5) event on the Enlistment object's transaction manager facet with the following arguments:
 - The provided Enlistment object
 - The Log Full reason code
- Otherwise:
 - Add the transaction object referenced by the provided Enlistment object to the transaction table, using the **Transaction Object.Identifier** field of the transaction object as the key.
 - Set the transaction's Superior Enlistment field to the provided Enlistment object.

- Set transaction state to Active.
- Set the transaction's Root flag to false.
- Signal the [Create Superior Enlistment Success \(section 3.8.7.4\)](#) event on the transaction manager facet referenced by the provided Enlistment object with the provided Enlistment object.

3.2.7.13 Create Transaction

The Create Transaction event MUST be signaled with the following arguments:

- An **Enlistment** object

If the Create Transaction event is signaled, the Core **Transaction Manager** MUST perform the following actions:

- The Core Transaction Manager MUST:
 - Look for an existing entry in the **transaction** table, using the **Transaction Object.Identifier** field of the transaction object referenced by the provided Enlistment object as the key. [<30>](#)
 - If an entry exists:
 - Signal the [Create Transaction Failure \(section 3.4.7.7\)](#) event on the Transaction Manager **facet** referenced by the provided Enlistment object with the following arguments:
 - The provided transaction object
 - The Duplicate reason code
 - Cease processing the event
 - If the Core Transaction Manager does not have sufficient memory available to process the Create Transaction event:
 - Signal the Create Transaction Failure (section 3.4.7.7) event on the Transaction Manager facet referenced by the provided Enlistment object with the following arguments:
 - The provided transaction object
 - The No Mem reason code
 - Cease processing the event.
 - If the **Core Transaction Manager Facet.Durable Log** is too full (section [3.2.3.2](#)) to accept a new transaction:
 - Signal the Create Transaction Failure (section 3.4.7.7) event on the Transaction Manager facet referenced by the provided Enlistment object with the following arguments:
 - The provided transaction object
 - The Log Full reason code
 - Cease processing the event.
- Add the transaction object referenced by the provided Enlistment object to the transaction table, by using the **Transaction Object.Identifier** field of the transaction object as the key.
- Set the transaction's Superior Enlistment to the provided Enlistment object.

- Set the transaction's Root flag to true.
- Set the transaction's state to Active.
- Initialize the transaction Timeout timer with the following arguments:
 - The transaction object
 - The transaction object's Timeout value
- Signal the [Create Transaction Success \(section 3.4.7.8\)](#) event on the Transaction Manager facet referenced by the provided enlistment with the transaction object referenced by the provided Enlistment object.

3.2.7.14 Create Voter Enlistment

The Create Voter Enlistment event MUST be signaled with the following arguments:

- An **Enlistment** object

If the Create Voter Enlistment event is signaled, the [Core Transaction Manager Facet \(section 1.3.3.3.1\)](#) MUST perform the following actions:

- If the state of the **transaction** object referenced by the provided Enlistment object is not [Active \(section 3.2.1.3.2\)](#) and not [Phase Zero \(section 3.2.1.3.3\)](#) and not [Phase Zero Complete \(section 3.2.1.3.4\)](#):
 - Signal the Create Voter Enlistment Failure (see section [3.4.7.9](#) and section [3.6.7.12](#)) event on the Enlistment object's **Transaction Manager facet** with the following arguments:
 - The Enlistment object
 - The Too Late reason code
- Otherwise:
 - Add the provided Enlistment to the transaction's Phase One **Voter** Enlistment list.
 - Signal the Create Voter Enlistment Success (see section [3.4.7.10](#) and section [3.6.7.13](#)) event on the Enlistment object's Transaction Manager facet with the provided Enlistment object.

3.2.7.15 Enlistment Commit Complete

The Enlistment Commit Complete event MUST be signaled with an **Enlistment** object.

If the Enlistment Commit Complete event is signaled, the [Core Transaction Manager Facet \(section 1.3.3.3.1\)](#) MUST perform the following actions:

- Remove the enlistment from the **transaction's Phase Two Enlistment** list.
- If the Phase Two Enlistment list of the transaction object referenced by the provided Enlistment object is now empty:
 - If the transaction's **Single Phase Commit** flag (defined in section [3.2.1](#)) is false and the transaction state is not [Failed to Notify \(section 3.2.1.3.13\)](#):
 - Signal the [Commit Complete \(section 3.8.7.3\)](#) event on the transaction's Superior Enlistment's **Transaction Manager facet** with the transaction's Superior Enlistment object.

- Signal the [Forget Transaction \(section 3.2.7.22\)](#) event on the Core Transaction Manager Facet (section 1.3.3.3.1) with the transaction object of the Enlistment.

3.2.7.16 Enlistment Phase One Complete

The Enlistment Phase One Complete event MUST be signaled with the following arguments:

- An **Enlistment** object.
- A value indicating the enlistment's **outcome** for [Phase One \(section 1.3.1.2\)](#). This value MUST be set to one of the following values:
 - Committed
 - Aborted
 - In Doubt
 - Read Only
 - Prepared

If the Enlistment Phase One Complete event is signaled, the [Core Transaction Manager Facet \(section 1.3.3.3.1\)](#) MUST perform the following actions:

- If the **transaction's** Doomed flag is set to true or the transaction state is [Aborting \(section 3.2.1.3.11\)](#), the Core Transaction Manager Facet (section 1.3.3.3.1) MUST ignore the signal.
- Otherwise:
 - Remove the enlistment from the transaction's Phase One Enlistment list.
 - If the transaction state is [Single Phase Commit \(section 3.2.1.3.9\)](#):
 - If the enlistment's Phase One outcome is Committed:
 - Set the transaction's state to [Phase One Complete \(section 3.2.1.3.8\)](#).
 - Signal the [Phase One Complete \(section 3.4.7.13\)](#) event on the transaction's Superior Enlistment's **Transaction Manager facet** with the following arguments:
 - The transaction's Superior Enlistment object
 - The Committed outcome
 - Signal the [Begin Commit \(section 3.2.7.2\)](#) event on the Core Transaction Manager Facet with the provided transaction object.
 - Cease processing the event.
 - Otherwise, if the Enlistment's Phase One outcome is Read Only:
 - Signal the Phase One Complete event on the Transaction Manager Facet of the transaction's Superior Enlistment with the following arguments:
 - The transaction's Superior Enlistment object
 - The Read Only outcome
 - Signal the [Forget Transaction \(section 3.2.7.22\)](#) event on the Core Transaction Manager Facet with the provided transaction object.

- Otherwise, if the enlistment's Phase One outcome is [In Doubt \(section 3.2.1.3.12\)](#):
 - Set the transaction's state to Phase One Complete.
 - Signal the Phase One Complete event on the transaction's Superior Enlistment's Transaction Manager facet with the following arguments:
 - The transaction's Superior Enlistment object
 - The In Doubt outcome
 - Signal the [Begin In Doubt \(section 3.2.7.3\)](#) event on the Core Transaction Manager Facet with the provided transaction object.
 - Cease processing the event.
- If the transaction state is Phase One or Single Phase Commit:
 - If the enlistment's Phase One outcome is Aborted:
 - Set the transaction's Doomed flag to true.
 - Signal the Phase One Complete event on the transaction's Superior Enlistment's Transaction Manager facet with the following arguments:
 - The transaction's Superior Enlistment object
 - The Aborted outcome
 - Signal the [Notify Aborted \(section 3.2.7.23\)](#) event on the Core Transaction Manager Facet with the provided transaction object.
 - Cease processing the event.
 - Otherwise, if the Enlistment's Phase One outcome is Prepared:
 - Add the Enlistment to the transaction's **Phase Two Enlistment** list.
 - Set the transaction's state to Phase One Complete.
- If both the transaction's Phase One Voter Enlistment list and **Phase One Enlistment** list are now empty:
 - Signal the [Phase One Completed \(section 3.2.7.25\)](#) event on the Core Transaction Manager Facet (section 1.3.3.3.1) with the provided transaction object.

3.2.7.17 Enlistment Phase Zero Complete

The Enlistment Phase Zero Complete event MUST be signaled with the following arguments:

- An **Enlistment** object.
- A value indicating the enlistment's **outcome** for [Phase Zero \(section 1.3.1.1\)](#). This value MUST be set to one of the following values:
 - Completed
 - Aborted

If the Enlistment Phase Zero Complete event is signaled, the [Core Transaction Manager Facet \(section 1.3.3.3.1\)](#) MUST perform the following actions:

- Remove the enlistment from the **transaction's Phase Zero Enlistments** list.
- If the enlistment's **Phase Zero** outcome is Aborted:
 - Set the transaction's Doomed flag to true.
- If the transaction's Phase Zero Enlistments list is now empty:
 - Set the transaction's state to [Phase Zero Complete \(section 3.2.1.3.4\)](#).
 - If the transaction's Doomed flag is set to true:
 - Signal the [Phase Zero Complete \(section 3.8.7.6\)](#) event on the transaction's Superior Enlistment's **Transaction Manager facet** with the following arguments:
 - The transaction's Superior Enlistment object
 - The Failure outcome
 - Signal the [Notify Aborted \(section 3.2.7.23\)](#) event on the Core Transaction Manager Facet with the provided transaction object.
 - Otherwise:
 - If the transaction's Root flag is true:
 - If the transaction's Next **Phase Zero Wave** Enlistment list is not empty:
 - Set the transaction's State to [Active \(section 3.2.1.3.2\)](#).
 - Signal the [Begin Phase Zero \(section 3.2.7.5\)](#) event on the Core Transaction Manager Facet with the provided Enlistment's transaction object.
 - Otherwise:
 - Signal the Phase Zero Complete event on the transaction's Superior Enlistment's Transaction Manager facet with the following arguments:
 - The transaction's Superior Enlistment object
 - The Success outcome
 - Otherwise, if the transaction's Root flag is false:
 - If the transaction's Next Phase Zero Wave Enlistment list is not empty:
 - Set the transaction's state to Active.
 - Signal the Phase Zero Complete event on the transaction's Superior Enlistment's Transaction Manager facet with the following arguments:
 - The transaction's Superior Enlistment object
 - The Success outcome

3.2.7.18 Enlistment Rollback Complete

The Enlistment Rollback Complete event MUST be signaled with an **Enlistment** object.

If the Enlistment Rollback Complete event is signaled, the [Core Transaction Manager Facet \(section 1.3.3.3.1\)](#) MUST perform the following actions:

- Remove the Enlistment from the **transaction's Phase Two Enlistment** list.
- If the transaction's Phase Two Enlistment list is now empty:
 - Signal the [Forget Transaction \(section 3.2.7.22\)](#) event on the Core Transaction Manager Facet (section 1.3.3.3.1) with the Enlistment's transaction object.

3.2.7.19 Enlistment Unilaterally Aborted

The Enlistment Unilaterally Aborted event MUST be signaled with the following arguments:

- An **Enlistment** object

If the Enlistment Unilaterally Aborted event is signaled, the [Core Transaction Manager Facet \(section 1.3.3.3.1\)](#) MUST perform the following actions:

- If the **transaction** state is [Active \(section 3.2.1.3.2\)](#), [Phase Zero \(section 3.2.1.3.3\)](#), [Phase Zero Complete \(section 3.2.1.3.4\)](#), [Voting \(section 3.2.1.3.5\)](#), [Voting Complete \(section 3.2.1.3.6\)](#) or [Phase One \(section 3.2.1.3.7\)](#):
 - Remove the provided Enlistment object from any of the following transaction lists in which it is present:
 - Next **Phase Zero Wave** Enlistment list
 - **Phase Zero Enlistment** list
 - **Phase One Enlistment** list
 - Phase One **Voter** Enlistment list
 - If the transaction state is Phase Zero (section 3.2.1.3.3):
 - Signal the Phase Zero Complete (see sections [3.4.7.14](#) and [3.8.7.6](#)) event on the transaction's Superior Enlistment's **Transaction Manager Facet** with the following arguments:
 - The transaction's Superior Enlistment object
 - The Failure **outcome**
 - Otherwise, if the transaction state is Voting (section 3.2.1.3.5) or Phase One (section 3.2.1.3.7):
 - Signal the Phase One Complete (see sections [3.4.7.13](#) and [3.8.7.7](#)) event on the transaction's Superior Enlistment's Transaction Manager facet with the following arguments:
 - The transaction's Superior Enlistment object
 - The Aborted outcome
- Otherwise:
 - Signal the Unilaterally Aborted (see sections [3.4.7.23](#) and [3.8.7.11](#)) event on the transaction's Superior Enlistment's Transaction Manager facet with the transaction's Superior Enlistment object.
 - Signal the [Notify Aborted \(section 3.2.7.23\)](#) event on the Core Transaction Manager Facet (section 1.3.3.3.1) with the transaction object referenced by the **Transaction** field of the provided **Enlistment** object.

- Otherwise, ignore the event.

3.2.7.20 Enlistment Vote Complete

The Enlistment Vote Complete event MUST be signaled with the following arguments:

- An **Enlistment** object.
- A value indicating the Enlistment's vote. This value MUST be set to one of the following values:
 - Read Only
 - Prepared
 - Aborted

If the Enlistment Vote Complete event is signaled, the [Core Transaction Manager Facet \(section 1.3.3.3.1\)](#) MUST perform the following actions:

- If the **transaction's** Doomed flag is set to true, the Core Transaction Manager Facet MUST cease processing the event.
- Otherwise:
 - If the Enlistment's Vote **outcome** is Aborted:
 - Set the transaction's Doomed flag to true.
 - Remove the Enlistment from the transaction's [Phase One \(section 1.3.1.2\) Voter](#) Enlistment list.
 - Signal the [Phase One Completed](#) event (section 3.2.7.25) on the transaction's Superior Enlistment's **Transaction Manager facet** with the following arguments:
 - The transaction's Superior Enlistment object.
 - The Aborted outcome.
 - Signal the [Notify Aborted \(section 3.2.7.23\)](#) event on the Core Transaction Manager Facet (section 1.3.3.3.1) with the provided transaction object.
 - Otherwise:
 - If the enlistment's Vote outcome is Read Only:
 - Remove the Enlistment from the transaction's Phase One Voter Enlistment list.
 - Otherwise:
 - Move the Enlistment from the transaction's Phase One Voter Enlistment list to the transaction's [Phase Two \(section 1.3.1.3\)](#) Voter Enlistment list.
 - If the transaction's Phase One Voter Enlistment list is now empty:
 - If the transaction state is [Voting \(section 3.2.1.3.5\)](#):
 - Signal the [Voting Complete \(section 3.2.7.35\)](#) event on the Core Transaction Manager Facet (section 1.3.3.3.1) with the provided transaction object.
 - Otherwise, if the transaction state is [Phase One \(section 3.2.1.3.7\)](#):

- If both the transaction's Phase One Voter Enlistment list and Phase One Enlistment list are now empty:
 - Signal the Phase One Completed (section 3.2.7.25) event on the Core Transaction Manager Facet (section 1.3.3.3.1) with the provided transaction object.

3.2.7.21 Export Transaction

The Export Transaction event MUST be signaled with the following arguments:

- A **transaction** object
- A Name object representing the remote **subordinate transaction manager**

If the Export Transaction event is signaled, the [Core Transaction Manager Facet \(section 1.3.3.3.1\)](#) MUST perform the following actions:

- If the transaction state is not [Active \(section 3.2.1.3.2\)](#), or [Phase Zero \(section 3.2.1.3.3\)](#), or [Phase Zero Complete \(section 3.2.1.3.4\)](#):
 - Signal the [Export Transaction Failure \(section 3.4.7.11\)](#) event on the **Transaction Manager** communicating with an **Application facet** with the following arguments:
 - The provided transaction object.
 - The Too Late reason code.
- Otherwise, if the **Core Transaction Manager Facet.Durable Log** is too full (section [3.2.3.2](#)) to accept the provided transaction object:
 - Signal the Export Transaction Failure event on the Transaction Manager Communicating with an Application facet with the following arguments:
 - The provided transaction object.
 - The Log Full reason code.
- Otherwise:
 - Compute the number of **Enlistment** objects in the transaction's [Phase One](#) Enlistment list whose Transaction Manager Facet field is the **superior transaction manager**.
 - If that number is equal to an implementation-specific value that indicates the maximum allowed Transaction Manager enlistments: [<31>](#)
 - Signal the Export Transaction Failure event on the Transaction Manager communicating with an Application facet with the following arguments:
 - The provided transaction object
 - The Too Many reason code
 - Otherwise:
 - Signal the [Propagate Transaction \(section 3.7.7.10\)](#) event on the Superior Transaction Manager facet with the following arguments:
 - The provided transaction object.
 - The provided Name object

3.2.7.22 Forget Transaction

The Forget Transaction event MUST be signaled with the following arguments:

- A **transaction** object

If the Forget Transaction event is signaled, the [Core Transaction Manager Facet \(section 1.3.3.3.1\)](#) MUST perform the following actions:

- Remove the provided transaction object from the transaction table.
- If the transaction was added to the **Core Transaction Manager Facet.Durable Log** of the Core Transaction Manager Facet (section 1.3.3.3.1):
 - Remove the transaction from the **Core Transaction Manager Facet.Durable Log**.
- Set the transaction's state to Ended.

3.2.7.23 Notify Aborted

The Notify Aborted event MUST be signaled with the following arguments:

- A **transaction** object

If the Notify Aborted event is signaled, the [Core Transaction Manager Facet \(section 1.3.3.3.1\)](#) MUST perform the following actions:

- Set the transaction's state to [Aborting \(section 3.2.1.3.11\)](#).
- Move each **Enlistment** object in the transaction's **Next Phase Zero Wave Enlistment list** to the transaction's **Phase Zero Enlistment** list.
- For each Enlistment object in the transaction's Phase Zero Enlistment list:
 - Signal the Phase Zero Aborted event (see sections [3.6.7.14](#) and [3.7.7.9](#)) on the Enlistment's **Transaction Manager facet** field with the Enlistment object.
- Move each Enlistment object in the transaction's [Phase One \(section 1.3.1.2\)](#) **Voter** Enlistment list to the transaction's [Phase Two \(section 1.3.1.3\)](#) Voter Enlistment list
- For each Enlistment object in the transaction's Phase Two Voter Enlistment list:
 - Signal the Begin Rollback event (sections [3.4.7.5](#), [3.6.7.5](#) and [3.7.7.4](#)) on the Enlistment's Transaction Manager facet field with the Enlistment object.
- Move each Enlistment object in the transaction's Phase One Enlistment list to the transaction's Phase Two Enlistment list.
- If the transaction's **Phase Two Enlistment** list is not empty:
 - For each Enlistment object in the transaction's Phase Two Enlistment list:
 - Signal the Begin Rollback event (sections [3.4.7.5](#), [3.6.7.5](#) and [3.7.7.4](#)) on the enlistment's Transaction Manager facet field with the Enlistment object.
- Otherwise, if the transaction's Phase Two Enlistment list is empty:
 - Signal the [Forget Transaction \(section 3.2.7.22\)](#) event on the Core Transaction Manager Facet (section 1.3.3.3.1) with the provided transaction object.

3.2.7.24 Notify Recovered Transaction Committed

The Notify Recovered Transaction Committed event MUST be signaled with the following arguments:

- A **transaction** object

If the Notify Recovered Transaction Committed event is signaled, the [Core Transaction Manager Facet \(section 1.3.3.3.1\)](#) MUST perform the following actions:

- Set the transaction's state to [Failed to Notify \(section 3.2.1.3.13\)](#).
- If the Phase Two Enlistment list of the transaction is not empty:
 - For each Enlistment object in the Phase Two Enlistment list of the transaction:
 - Signal the [Begin Commit](#) event (see sections 3.4.7.3, [3.6.7.1](#), and [3.7.7.1](#)) on the enlistment's **transaction manager** facet field with the Enlistment object.
- Otherwise:
 - Signal the [Forget Transaction \(section 3.2.7.22\)](#) event on the Core Transaction Manager Facet with the provided transaction object.

3.2.7.25 Phase One Completed

The Phase One Completed event MUST be signaled by using the following arguments:

- A **transaction** object

If the Phase One Completed event is signaled, the Core **Transaction Manager** MUST perform the following actions:

- Set the state of the transaction to [Phase One Complete \(section 3.2.1.3.8\)](#).
- If both the transaction's **Phase Two Enlistment** list and the transaction's [Phase Two \(section 1.3.1.3\) Voter Enlistment](#) list are empty:
 - Signal the Phase One Complete (see sections [3.4.7.13](#) and [3.8.7.7](#)) event on the transaction's Superior Enlistment's Transaction Manager **facet** with the following arguments:
 - The transaction's Superior Enlistment object
 - The Read Only **outcome**
 - Signal the [Forget Transaction \(section 3.2.7.22\)](#) event on the [Core Transaction Manager Facet's \(section 1.3.3.3.1\)](#) with the provided transaction object.
- If the **Single Phase Commit** flag (defined in section [3.2.1](#)) of the transaction is set to true:
 - Set the transaction state to [Failed to Notify \(section 3.2.1.3.13\)](#).
 - Save the transaction to the **Core Transaction Manager Facet.Durable Log** of the Core Transaction Manager.
 - Signal the Phase One Complete event on the Transaction Manager facet of the transaction's Superior Enlistment using the following arguments:
 - The Superior Enlistment object of the transaction.
 - The Committed outcome.
 - Set the transaction state to Phase One Complete.

- Signal the [Begin Commit \(section 3.2.7.2\)](#) event on the Core Transaction Manager Facet's with the provided transaction object.
- Otherwise, if the Single Phase Commit flag of the transaction is set to false:
 - Set the transaction state to [In Doubt \(section 3.2.1.3.12\)](#).
 - Save the transaction to the **Core Transaction Manager Facet.Durable Log** of the Core Transaction Manager.
 - Set the transaction state to Phase One Complete.
 - Signal the Phase One Complete event on the Superior Enlistment of the transaction Transaction Manager Facet using the following arguments:
 - The Superior Enlistment object of the transaction
 - The Prepared outcome

3.2.7.26 Propagate Transaction Failure

The Propagate Transaction Failure event MUST be signaled with the following arguments:

- An **Enlistment** object.
- A value indicating the failure reason. The reason MUST be set to one of the following values:
 - No Mem
 - Log Full
 - Duplicate
 - Comm Failed

If the Propagate Transaction Failure event is signaled, the [Core Transaction Manager Facet \(section 1.3.3.3.1\)](#) MUST perform the following actions:

- If the provided failure reason code is Duplicate:
 - Signal the [Export Transaction Success \(section 3.4.7.12\)](#) event on the **transaction manager** communicating with an **application facet** with the enlistment **transaction** object.
- Otherwise:
 - Signal the [Export Transaction Failure \(section 3.4.7.11\)](#) event on the transaction manager communicating with an application facet with the following arguments:
 - The transaction object referenced by the provided Enlistment object
 - The provided reason code

3.2.7.27 Propagate Transaction Success

The Propagate Transaction Success event MUST be signaled with the following arguments:

- An **Enlistment** object

If the Propagate Transaction Success event is signaled, the [Core Transaction Manager Facet \(section 1.3.3.3.1\)](#) MUST perform the following actions:

- If the Enlistment's **transaction** is not [Active \(section 3.2.1.3.2\)](#), [Phase Zero \(section 3.2.1.3.3\)](#), or [Phase Zero Complete \(section 3.2.1.3.4\)](#):
 - Signal the [Export Transaction Failure \(section 3.4.7.11\)](#) event on the **Transaction Manager** communicating with an **Application facet** with the following arguments:
 - The transaction object referenced by the provided Enlistment object
 - The Too Late reason code
- Otherwise:
 - Add the Enlistment object to the transaction's **Phase One Enlistment** list.
 - Signal the [Export Transaction Success \(section 3.4.7.12\)](#) event on the Transaction Manager communicating with an Application facet with the Enlistment's transaction object.

3.2.7.28 Register Phase Zero Failure

The Register Phase Zero Failure event MUST be signaled with the following arguments:

- An **Enlistment** object.
- A value indicating the failure reason. The reason MUST be set to one of the following values:
 - Too Late
 - Tx Not Found

If the Register Phase Zero Failure event is signaled, the Core **Transaction Manager** MUST perform the following actions:

- For each Enlistment object in the **transaction's** Next **Phase Zero Wave** Enlistment list:
 - Signal the [Create Phase Zero Enlistment Failure](#) event (see sections 3.6.7.7 and [3.7.7.5](#)) on the Enlistment object's Transaction Manager **facet** with the following arguments:
 - The Enlistment object
 - The provided reason code
 - Remove the Enlistment object from the list.

3.2.7.29 Register Phase Zero Success

The Register Phase Zero Success event MUST be signaled with the following arguments:

- An **Enlistment** object

If the Register Phase Zero Success event is signaled, the Core **Transaction Manager** MUST perform the following actions:

- For each Enlistment object in the **transaction's** Next **Phase Zero Wave** Enlistment list:
 - Signal the [Create Phase Zero Enlistment Success](#) event (see sections 3.6.7.8 and [3.7.7.6](#)) on the Enlistment object's Transaction Manager **facet** with the Enlistment object.
- Set the **Phase Zero** Registered flag of the transaction object referenced by the Enlistment to true.

3.2.7.30 Resolve Transaction

The Resolve Transaction event MUST be signaled with the following arguments:

- A **transaction** object.
- A value indicating the desired Resolve Transaction **outcome**. This value MUST be set to one of the following values:
 - Committed
 - Aborted
 - Forgotten

If the Resolve Transaction event is signaled, the [Core Transaction Manager Facet \(section 1.3.3.3.1\)](#) MUST perform the following actions:

- If the provided Resolve Transaction outcome is Committed or Aborted:
 - If the transaction state is not [In Doubt \(section 3.2.1.3.12\)](#):
 - Signal the [Resolve Transaction Complete \(section 3.4.7.16\)](#) event on the **Transaction Manager** communicating with an **Application facet**, with the following arguments:
 - The provided transaction object
 - The Not Prepared result
 - Otherwise:
 - If the provided Resolve Transaction outcome is Committed:
 - Signal the [Notify Recovered Transaction Committed \(section 3.2.7.24\)](#) event on the Core Transaction Manager Facet (section 1.3.3.3.1) with the provided transaction object.
 - Signal the Resolve Transaction Complete (section 3.4.7.16) event on the Transaction Manager communicating with an Application facet with the following arguments:
 - The provided transaction object
 - The Committed result
 - Otherwise, if the provided Resolve Transaction outcome is Aborted:
 - Signal the [Notify Aborted \(section 3.2.7.23\)](#) event on the Core Transaction Manager Facet (section 1.3.3.3.1) with the provided transaction object.
 - Signal the Resolve Transaction Complete (section 3.4.7.16) event on the Transaction Manager communicating with an Application facet with the following arguments:
 - The provided transaction object
 - The Aborted result
- Otherwise:
 - If the transaction state is not [Failed to Notify \(section 3.2.1.3.13\)](#):
 - Signal the Resolve Transaction Complete (section 3.4.7.16) event on the Transaction Manager communicating with an Application facet with the following arguments:

- The provided transaction object
- The Not Committed result
- Otherwise:
 - Set the state of the connection object referenced by each **Enlistment** object in the transaction's **Phase Two Enlistment** list to Ended.
 - Signal the [Forget Transaction \(section 3.2.7.22\)](#) event on the Core Transaction Manager Facet (section 1.3.3.3.1) with the provided transaction object.
 - Signal the Resolve Transaction Complete (section 3.4.7.16) event on the Transaction Manager communicating with an Application facet, with the following arguments:
 - The provided transaction object
 - The Forgotten result

3.2.7.31 Set Transaction Attributes

The Set Transaction Attributes event MUST be signaled with the following arguments:

- A **transaction** object.
- A value indicating the transaction's Isolation Level. The value MUST be one of the isolation level values specified in section [2.2.6.9](#).
- A value indicating the transaction's Isolation flags. The value MUST be one of the valid isolation flag values specified in section [2.2.6.8](#)
- A string indicating an implementation-specific description of the transaction.

If the Set Transaction Attributes event is signaled, the Core **Transaction Manager** MUST perform the following actions:

- If the transaction state is not Active:
 - Signal the [Set Transaction Attributes Failure \(section 3.4.7.19\)](#) event on the Transaction Manager communicating with an **Application Facet** with the transaction object.
- Otherwise
 - If the transaction object's Attributes Set flag is set to false:
 - Set the transaction object's **Isolation Level** field with the Isolation Level argument.
 - Set the transaction object's **Isolation Flags** field with the Isolation Flags argument.
 - Set the transaction object's **Description** field with the Description Argument.
 - Set the transaction object's Attributes Set flag to true.
 - Signal the [Set Transaction Attributes Success \(section 3.4.7.20\)](#) event on the Transaction Manager communicating with an Application facet with the transaction object.

3.2.7.32 Set Transaction Timeout

The Set Transaction Timeout event MUST be signaled with the following arguments:

- A **transaction** object

- A time span

If the Set Transaction Timeout event is signaled, the [Core Transaction Manager Facet \(section 1.3.3.3.1\)](#) MUST perform the following actions:

- If the transaction state is not **Active**:
 - Signal the [Set Transaction Timeout Failure \(section 3.4.7.21\)](#) event on the **Transaction Manager** communicating with an **Application facet** with the provided transaction object.
- Otherwise:
 - Cancel the [Transaction Timeout Timer \(section 3.2.2.1\)](#).
 - Set the transaction **Timeout** field to the provided value.
 - Update the transaction timer's timeout value to the provided timespan value.
 - Signal the [Set Transaction Timeout Success \(section 3.4.7.22\)](#) event on the Transaction Manager communicating with an Application facet with the transaction object.

3.2.7.33 Request Transaction Outcome

Request Transaction Outcome MUST be signaled with the following arguments:

- An **Enlistment** object

If the Request Transaction Outcome event is signaled, the core **transaction manager** MUST perform the following actions:

- If the state of the **transaction** object referenced by the provided Enlistment object is [Committing \(section 3.2.1.3.10\)](#) or [Failed to Notify \(section 3.2.1.3.13\)](#):
 - Signal the [Begin Commit \(section 3.6.7.1\)](#) event on the provided Enlistment object's Transaction Manager **facet** with the provided Enlistment object.
- Otherwise, if the provided enlistment's transaction state is [Aborting \(section 3.2.1.3.11\)](#) or [Ended \(section 3.2.1.3.14\)](#):
 - Signal the [Begin Rollback \(section 3.6.7.5\)](#) event on the provided Enlistment object's Transaction Manager facet with the provided Enlistment object.
- Otherwise, ignore the event.

3.2.7.34 Unenlist Phase Zero Enlistment

The Unenlist Phase Zero Enlistment event MUST be signaled with the following arguments:

- An **Enlistment** object

If the Unenlist Phase Zero Enlistment event is signaled, the core **transaction manager** MUST perform the following actions:

- If the provided Enlistment object is a member of the **transaction's** next **Phase Zero Wave** Enlistment list:
 - Remove the Enlistment object from the list.
- Otherwise, if the provided Enlistment object is a member of the transaction's **Phase Zero** Enlistment list:

- Remove the Enlistment object from the list.

3.2.7.35 Voting Complete

The Voting Complete event MUST be signaled by using the following arguments:

- A **transaction** object

If the Voting Complete event is signaled, the [Core Transaction Manager Facet \(section 1.3.3.3.1\)](#) MUST perform the following actions:

- Set the transaction state to Voting Complete.
- If the **Phase One Enlistment** list of the transaction is empty:
 - If the [Phase Two \(section 1.3.1.3\) Voter Enlistment](#) list of the transaction is empty:
 - Signal the [Phase One Completed](#) event (section 3.2.7.25) on the transaction's Superior Enlistment's **Transaction Manager facet** using the following arguments:
 - The Superior Enlistment that is referenced by the provided transaction object
 - The Read Only **outcome**
 - Set the transaction State to [Ended \(section 3.2.1.3.14\)](#).
 - Otherwise:
 - If the transaction's **Single Phase Commit** flag (defined in section [3.2.1](#)) is set to true:
 - Signal the [Phase One Complete](#) event on the transaction's Superior Enlistment's Transaction Manager facet with the following arguments:
 - The Superior Enlistment referenced by the provided transaction object
 - The Committed outcome
 - Set the transaction's State to Phase One Complete.
 - Signal the [Begin Commit \(section 3.2.7.2\)](#) event on the Core Transaction Manager with the provided transaction object.
 - Otherwise:
 - Set the transaction's state to Phase One Complete.
 - Signal the Phase One Complete event on the transaction's Superior Enlistment's Transaction Manager facet with the following arguments:
 - The Superior Enlistment referenced by the provided transaction object
 - The Prepared outcome
- Otherwise, if the transaction's Single Phase Commit flag is set to true and the transaction's Phase One Enlistment list contains one element:
 - Set the transaction's state to Single Phase Commit.
 - Signal the Begin Phase One event (see the **Resource Manager** and **Superior Transaction Manager** Begin Phase One events in sections [3.6.7.3](#) and [3.7.7.2](#), respectively) on the enlistment's **Transaction Manager Facet** field with the following arguments:

- The Enlistment object
- The Single Phase Commit flag set to true
- Otherwise:
 - Set the transaction's State to [Phase One](#).
 - For each Enlistment object in the transaction's Phase One Enlistment list:
 - Signal the Begin Phase One event (see the Resource Manager and Superior Transaction Manager **Begin Phase One** events in sections 3.6.7.3 and 3.7.7.2, respectively) on the enlistment's **Transaction Manager Facet** field with the following arguments:
 - The Enlistment object
 - The Single Phase Commit flag set to false

3.3 Application Details

3.3.1 Abstract Data Model

This section describes a conceptual model of possible data organization that an implementation maintains to participate in this protocol. The described organization is provided to facilitate the explanation of how the protocol behaves. This document does not mandate that implementations adhere to this model as long as their external behavior is consistent with the behavior that is described in this document.

An **application** MUST maintain all the data elements that are specified in section [3.1.1](#).

An application MUST extend the definition of a **transaction** object to include the following data elements:

- **Root:** A flag set to true if the application is the beginner of the transaction; otherwise, to false.

An application MUST also maintain the following data elements:

- **Transaction Manager Name:** A Name object that identifies the **transaction manager** that is associated with the application.

An application MUST provide the states that are defined in the following sections for its supported **connection types**. Section [2.2.1.1.1](#) defines the connection types that an application MUST provide for each supported protocol version.

3.3.1.1 CONNTYPE_TXUSER_BEGINNER Initiator States

The **application** MUST act as an **initiator** for the [CONNTYPE_TXUSER_BEGINNER \(section 2.2.8.1.1\)](#) **connection type**. In this role, the application MUST provide support for the following states:

- Idle
- Awaiting Begin Response
- Processing Transaction
- Awaiting Commit Response
- Awaiting Abort Response
- Ended

The following figure shows the relationship between the CONNTYPE_TXUSER_BEGINNER initiator states.

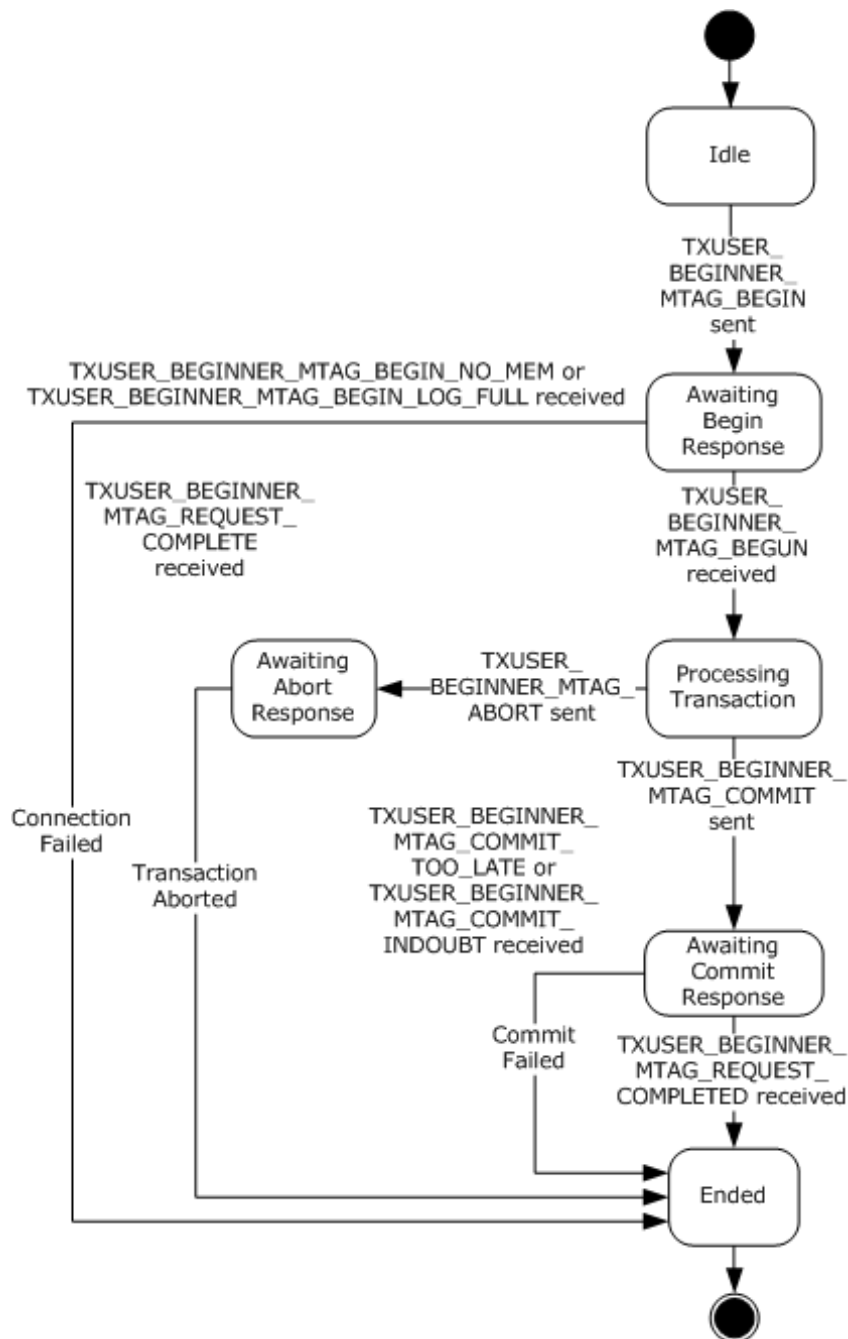


Figure 14: CONNTYPE_TXUSER_BEGINNER initiator states

3.3.1.1.1 Idle

This is the initial state. The following event is processed in this state:

- [Beginning a Transaction Using CONNTYPE_TXUSER_BEGINNER \(section 3.3.4.1.2\)](#)

3.3.1.1.2 Awaiting Begin Response

The following events are processed in this state:

- [Receiving a TXUSER BEGINNER MTAG BEGUN Message \(section 3.3.5.1.1.1\)](#)
- [Receiving a TXUSER BEGINNER MTAG BEGIN NO MEM or TXUSER BEGINNER MTAG BEGIN LOG FULL Message \(section 3.3.5.1.1.2\)](#)

3.3.1.1.3 Processing Transaction

The following events are processed in this state:

- [Initiating Transaction Commit \(section 3.3.4.8\)](#)
- [Initiating Transaction Rollback \(section 3.3.4.9\)](#)

3.3.1.1.4 Awaiting Commit Response

The following events are processed in this state:

- [Receiving a TXUSER BEGINNER MTAG REQUEST COMPLETED Message \(section 3.3.5.1.1.3\)](#)
- [Receiving a TXUSER BEGINNER MTAG COMMIT TOO LATE Message \(section 3.3.5.1.1.4\)](#)
- [Receiving a TXUSER BEGINNER MTAG COMMIT INDOUBT Message \(section 3.3.5.1.1.5\)](#)

3.3.1.1.5 Awaiting Abort Response

The following event is processed in this state:

- [Receiving a TXUSER BEGINNER MTAG REQUEST COMPLETED Message \(section 3.3.5.1.1.3\)](#)

3.3.1.1.6 Ended

This is the final state.

3.3.1.2 CONNTYPE_TXUSER_BEGIN2 Initiator States

The **application** MUST act as an **initiator** for the [CONNTYPE_TXUSER_BEGIN2 \(section 2.2.8.1.2\)](#) **connection type**. In this role, the application MUST provide support for the following states:

- Idle
- Awaiting Begin Response
- Processing Transaction
- Awaiting Set Timeout Response
- Awaiting Commit Response
- Awaiting Abort Response
- Ended

The following figure shows the relationship between the CONNTYPE_TXUSER_BEGIN2 initiator states.

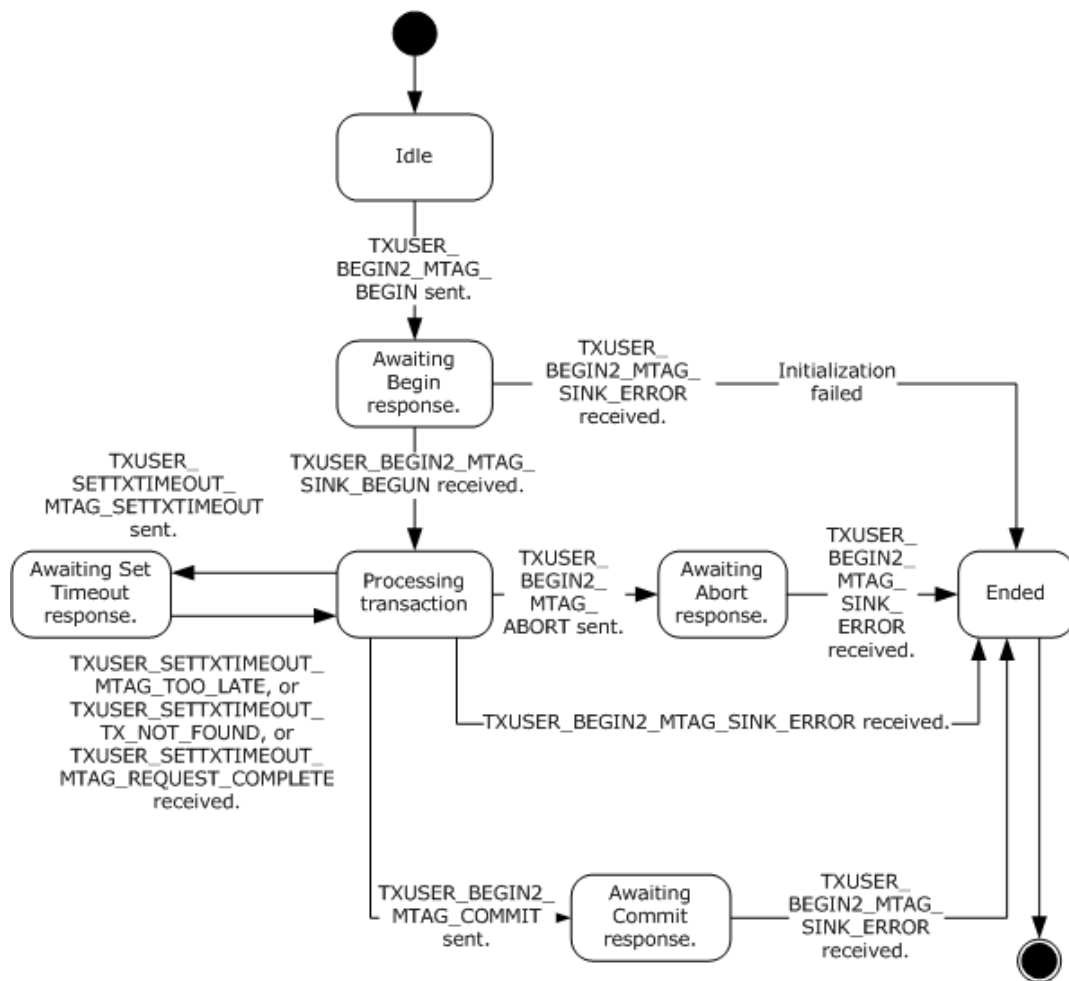


Figure 15: CONNTYPE_TXUSER_BEGIN2 initiator states

3.3.1.2.1 Idle

This is the initial state. The following event is processed in this state:

- [Beginning a Transaction Using CONNTYPE_TXUSER_BEGIN2 \(section 3.3.4.1.1\)](#)

3.3.1.2.2 Awaiting Begin Response

The following events are processed in this state:

- [Receiving a TXUSER_BEGIN2_MTAG_SINK_BEGUN Message \(section 3.3.5.1.2.1\)](#)
- [Receiving a TXUSER_BEGIN2_MTAG_SINK_ERROR Message \(section 3.3.5.1.2.5\)](#)

3.3.1.2.3 Processing Transaction

The following events are processed in this state:

- [Querying Transaction Manager's Support for Modifying a Transaction Timeout Using CONNTYPE_TXUSER_SETTETIMEOUT2 \(section 3.3.4.2.2\)](#)
- [Commit a Transaction Using CONNTYPE_TXUSER_BEGIN2 \(section 3.3.4.8.1\)](#)

- [Abort a Transaction Using CONNTYPE_TXUSER_BEGIN2 \(section 3.3.4.9.1\)](#)
- [Receiving a TXUSER_BEGIN2_MTAG_SINK_ERROR Message \(section 3.3.5.1.2.5\)](#)

3.3.1.2.4 Awaiting Set Timeout Response

The following events are processed in this state:

- [Receiving a TXUSER_SETTXTIMEOUT_MTAG_REQUEST_COMPLETE Message \(section 3.3.5.1.2.2\)](#)
- [Receiving a TXUSER_SETTXTIMEOUT_MTAG_TOO_LATE Message \(section 3.3.5.1.2.3\)](#)
- [Receiving a TXUSER_SETTXTIMEOUT_MTAG_TX_NOT_FOUND Message \(section 3.3.5.1.2.4\)](#)

3.3.1.2.5 Awaiting Commit Response

The following event is processed in this state:

- [Receiving a TXUSER_BEGIN2_MTAG_SINK_ERROR Message \(section 3.3.5.1.2.5\)](#)

3.3.1.2.6 Awaiting Abort Response

The following event is processed in this state:

- [Receiving a TXUSER_BEGIN2_MTAG_SINK_ERROR Message \(section 3.3.5.1.2.5\)](#)

3.3.1.2.7 Ended

This is the final state.

3.3.1.3 CONNTYPE_TXUSER_PROMOTE Initiator States

The **application** MUST act as an **initiator** for the [CONNTYPE_TXUSER_PROMOTE \(section 2.2.8.1.3\)](#) **connection type**. In this role, the application MUST provide support for the following states:

- Idle
- Awaiting Promote Response
- Processing Transaction
- Awaiting Set Timeout Response
- Awaiting Commit Response
- Awaiting Abort Response
- Ended

The following figure shows the relationship between the CONNTYPE_TXUSER_PROMOTE initiator states.

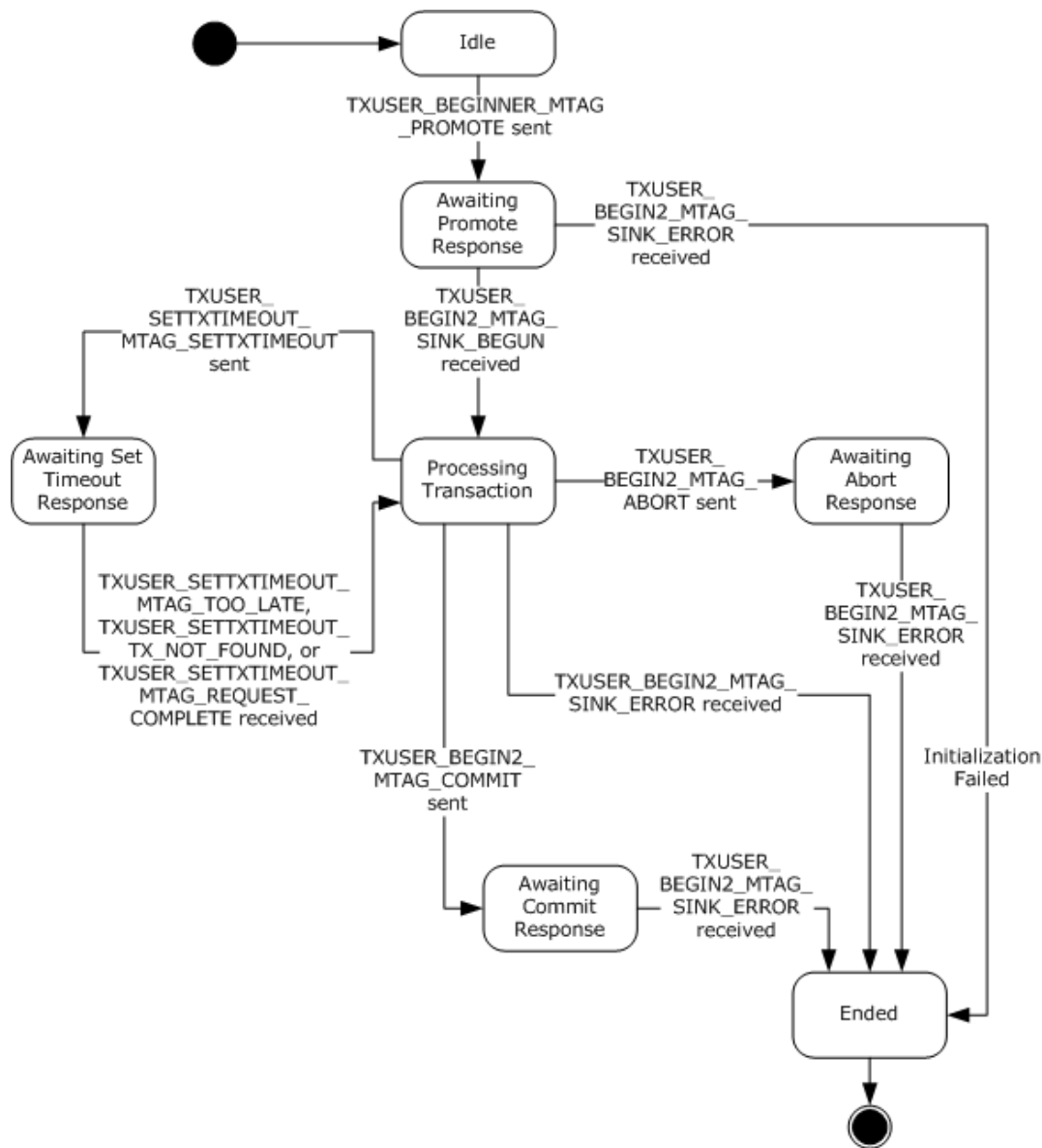


Figure 16: CONNTYPE_TXUSER_PROMOTE initiator states

3.3.1.3.1 Idle

This is the initial state. The following event is processed in this state:

- [Beginning a Transaction Using CONNTYPE_TXUSER_PROMOTE \(section 3.3.4.1.3\)](#)

3.3.1.3.2 Awaiting Promote Response

The following events are processed in this state:

- [Receiving a TXUSER_BEGIN2_MTAG_SINK_BEGUN Message \(section 3.3.5.1.3.1\)](#)
- [Receiving a TXUSER_BEGIN2_MTAG_SINK_ERROR Message \(section 3.3.5.1.3.2\)](#)

3.3.1.3.3 Processing Transaction

The following events are processed in this state:

- [Commit a Transaction Using CONNTYPE_TXUSER_PROMOTE \(section 3.3.4.8.3\)](#)
- [Roll Back a Transaction Using CONNTYPE_TXUSER_PROMOTE \(section 3.3.4.9.5\)](#)
- [Querying Transaction Manager's Support for Modifying a Transaction Timeout Using CONNTYPE_TXUSER_SETTXTIMEOUT2 \(section 3.3.4.2.2\)](#)
- [Receiving a TXUSER_BEGIN2_MTAG_SINK_ERROR Message \(section 3.3.5.1.3.2\)](#)

3.3.1.3.4 Awaiting Set Timeout Response

The following events are processed in this state:

- [Receiving a TXUSER_SETTXTIMEOUT_MTAG_REQUEST_COMPLETE Message \(section 3.3.5.1.2.2\)](#)
- [Receiving a TXUSER_SETTXTIMEOUT_MTAG_TOO_LATE Message \(section 3.3.5.1.2.3\)](#)
- [Receiving a TXUSER_SETTXTIMEOUT_MTAG_TX_NOT_FOUND Message \(section 3.3.5.1.2.4\)](#)

3.3.1.3.5 Awaiting Commit Response

The following event is processed in this state:

- [Receiving a TXUSER_BEGIN2_MTAG_SINK_ERROR Message \(section 3.3.5.1.3.2\)](#)

3.3.1.3.6 Awaiting Abort Response

The following event is processed in this state:

- [Receiving a TXUSER_BEGIN2_MTAG_SINK_ERROR Message \(section 3.3.5.1.3.2\)](#)

3.3.1.3.7 Ended

This is the final state.

3.3.1.4 CONNTYPE_TXUSER_ASSOCIATE Initiator States

The **application** MUST act as an **initiator** for the [CONNTYPE_TXUSER_ASSOCIATE \(section 2.2.8.2.1.1\)](#) **connection type**. In this role, the application MUST provide support for the following states:

- Idle
- Awaiting Associate Response
- Active
- Ended

The following figure shows the relationship between the CONNTYPE_TXUSER_ASSOCIATE initiator states.

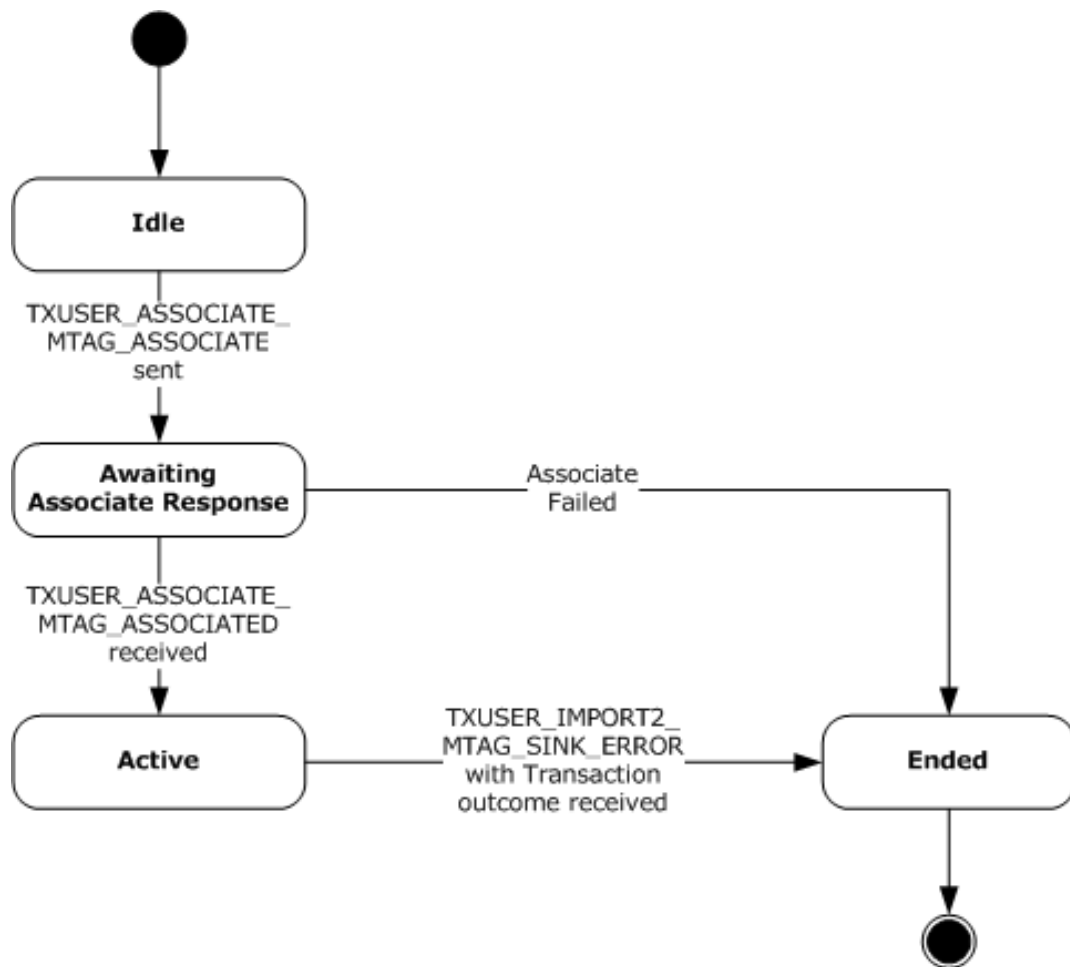


Figure 17: CONNTYPE_TXUSER_ASSOCIATE initiator states

3.3.1.4.1 Idle

This is the initial state. The following event is processed in this state:

- [Pulling a Transaction \(section 3.3.4.12\)](#)

3.3.1.4.2 Awaiting Associate Response

The following events are processed in this state:

- [Receiving a TXUSER_ASSOCIATE_MTAG_ASSOCIATED Message \(section 3.3.5.2.1.1.1\)](#)
- [Receiving Other TXUSER_ASSOCIATE_MTAG Messages \(section 3.3.5.2.1.1.2\)](#)

3.3.1.4.3 Active

The following event is processed in this state:

- [Receiving a TXUSER_IMPORT2_MTAG_SINK_ERROR Message \(section 3.3.5.2.1.1.3\)](#).

3.3.1.4.4 Ended

This is the final state.

3.3.1.5 CONNTYPE_TXUSER_EXTENDWHEREABOUTS Initiator States

The **application** MUST act as an **initiator** for the [CONNTYPE_TXUSER_EXTENDEDWHEREABOUTS \(section 2.2.8.2.2.1\)](#) **connection type**. In this role, the application MUST provide support for the following states:

- Idle
- Awaiting Get Response
- Ended

The following figure shows the relationship between the CONNTYPE_TXUSER_EXTENDWHEREABOUTS initiator states.

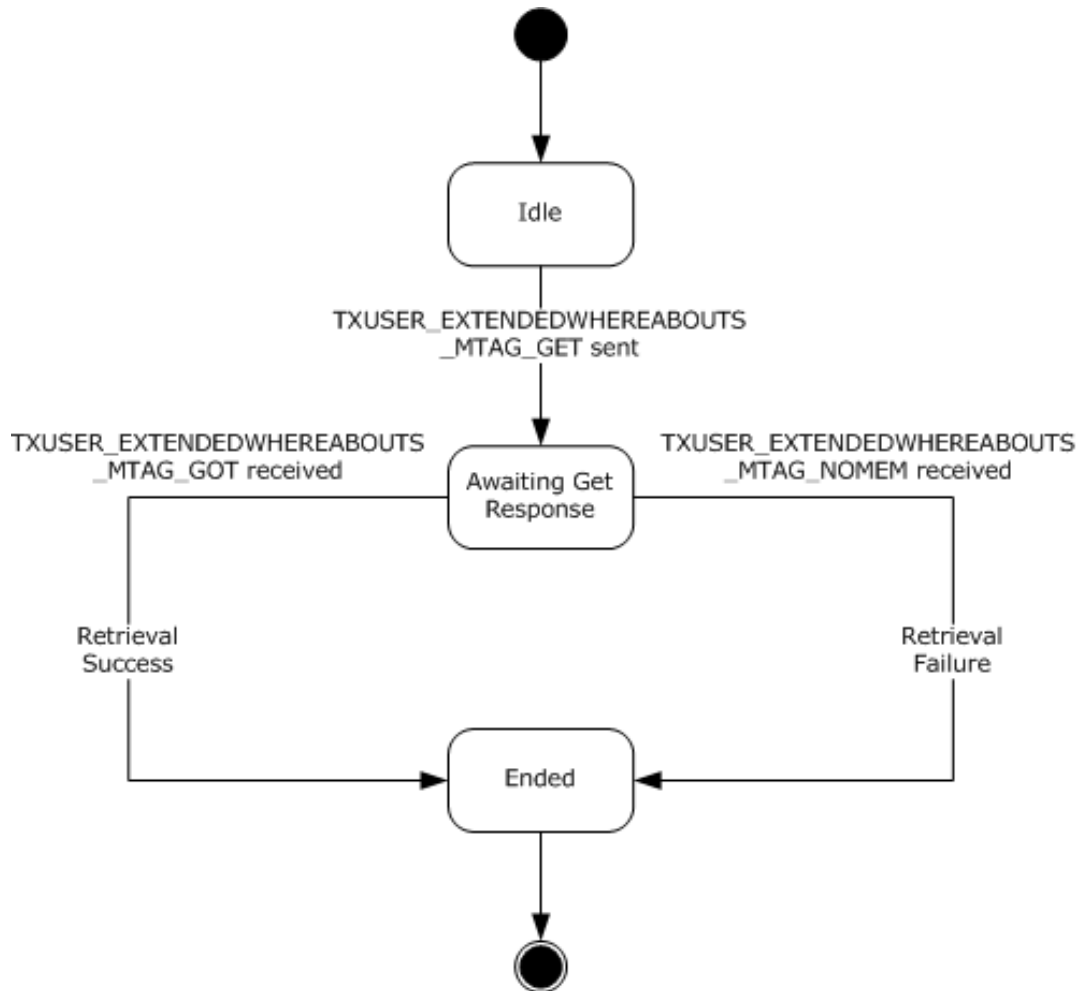


Figure 18: CONNTYPE_TXUSER_EXTENDEDWHEREABOUTS initiator states

3.3.1.5.1 Idle

This is the initial state. The following event is processed in this state:

- [Obtaining Extended Whereabouts Using CONNTYPE_TXUSER_EXTENDEDWHEREABOUTS \(section 3.3.4.10\)](#)

3.3.1.5.2 Awaiting Get Response

The following events are processed in this state:

- [Receiving a TXUSER_EXTENDEDWHEREABOUTS_MTAG_GOT Message \(section 3.3.5.2.2.1.1\)](#)
- [Receiving a TXUSER_EXTENDEDWHEREABOUTS_MTAG_NOMEM Message \(section 3.3.5.2.2.1.2\)](#)

3.3.1.5.3 Ended

This is the final state.

3.3.1.6 CONNTYPE_TXUSER_IMPORT Initiator States

The **application** MUST act as an **initiator** for the [CONNTYPE_TXUSER_IMPORT \(section 2.2.8.2.2.4\)](#) **connection type**. In this role, the application MUST provide support for the following states:

- Idle
- Awaiting Import Response
- Transaction Import Successful
- Awaiting Abort Response
- Ended

The following figure shows the relationship between the CONNTYPE_TXUSER_IMPORT initiator states:

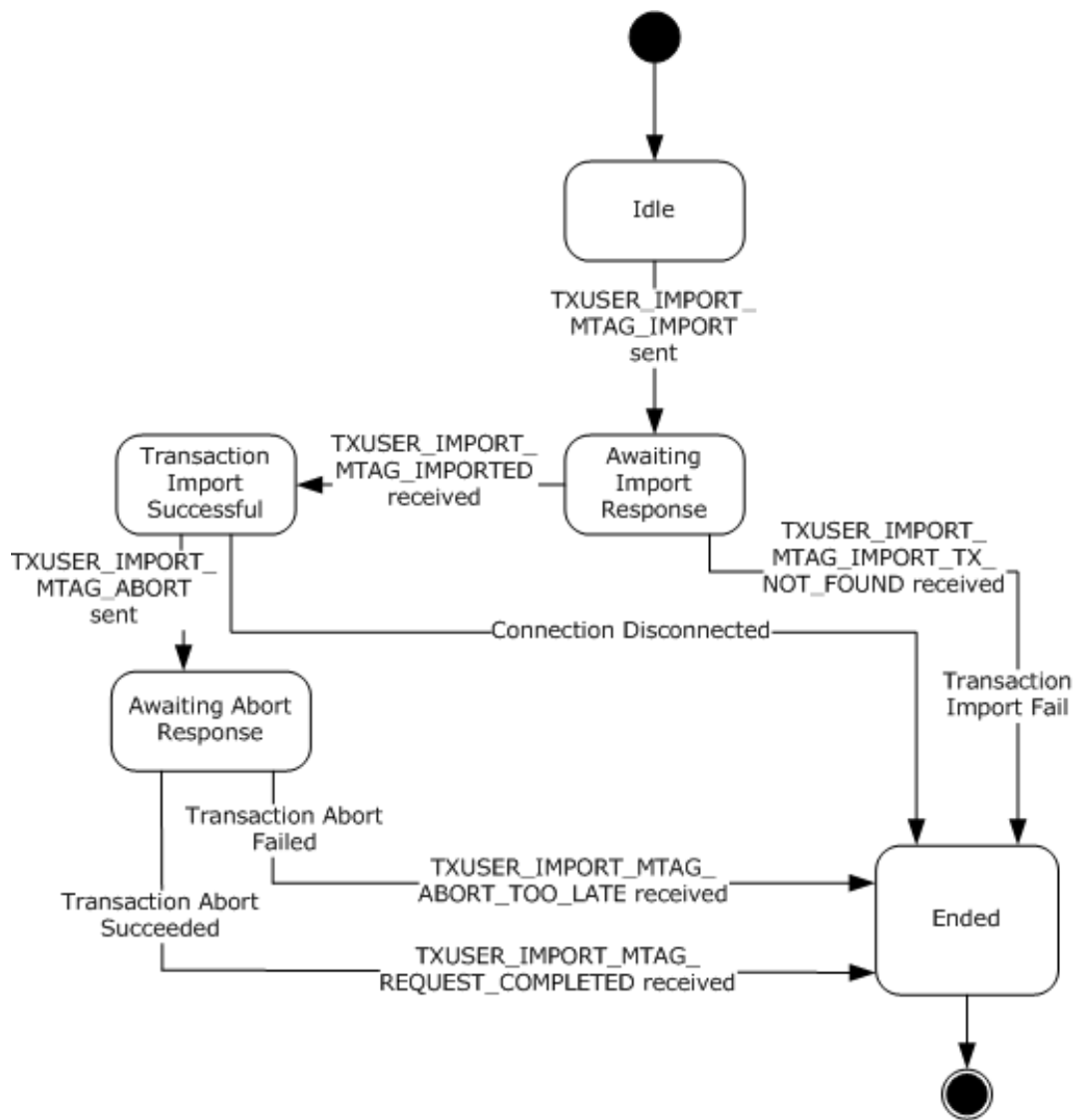


Figure 19: CONNTYPE_TXUSER_IMPORT initiator states

3.3.1.6.1 Idle

This is the initial state. The following event is processed in this state:

- [Importing a Transaction Using CONNTYPE_TXUSER_IMPORT \(section 3.3.4.6.1\)](#)

3.3.1.6.2 Awaiting Import Response

The following events are processed in this state:

- [Receiving a TXUSER_IMPORT_MTAG_IMPORTED Message \(section 3.3.5.2.2.4.1\)](#)
- [Receiving a TXUSER_IMPORT_MTAG_IMPORT_TX_NOT_FOUND Message \(section 3.3.5.2.2.4.2\)](#)

3.3.1.6.3 Transaction Import Successful

The following event is processed in this state:

- [Abort a Transaction Using CONNTYPE_TXUSER_IMPORT \(section 3.3.4.9.3\)](#)

3.3.1.6.4 Awaiting Abort Response

The following events are processed in this state:

- [Receiving a TXUSER_IMPORT_MTAG_ABORT_TOO_LATE Message \(section 3.3.5.2.2.4.3\)](#)
- [Receiving a TXUSER_IMPORT_MTAG_REQUEST_COMPLETED Message \(section 3.3.5.2.2.4.4\)](#)

3.3.1.6.5 Ended

This is the final state.

3.3.1.7 CONNTYPE_TXUSER_IMPORT2 Initiator States

The **application** MUST act as an **initiator** for the [CONNTYPE_TXUSER_IMPORT2 \(section 2.2.8.2.2.5\)](#) **connection type**. In this role, the application MUST provide support for the following states:

- Idle
- Awaiting Import Response
- Transaction Import Successful
- Awaiting Abort Response
- Ended

The following figure shows the relationship between the CONNTYPE_TXUSER_IMPORT2 initiator states.

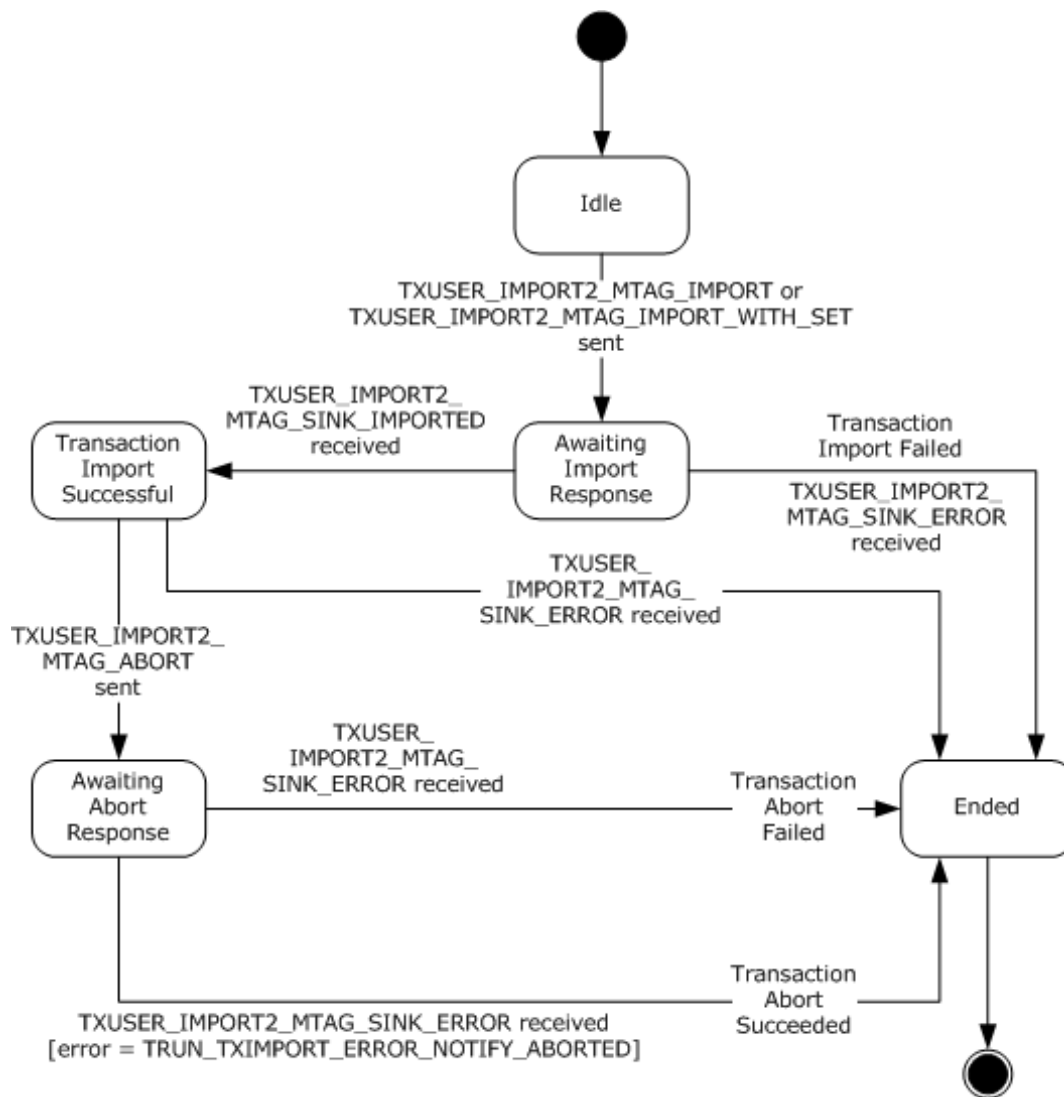


Figure 20: CONNTYPE_TXUSER_IMPORT2 initiator states

3.3.1.7.1 Idle

This is the initial state. The following events are processed in this state:

- [Importing a Transaction Using CONNTYPE_TXUSER_IMPORT2 \(section 3.3.4.6.2\)](#)
- [Importing a Transaction with Additional Transaction Attributes \(section 3.3.4.7\)](#)

3.3.1.7.2 Awaiting Import Response

The following events are processed in this state:

- [Receiving a TXUSER_IMPORT2_MTAG_SINK_IMPORTED Message \(section 3.3.5.2.2.5.1\)](#)
- [Receiving a TXUSER_IMPORT2_MTAG_SINK_ERROR Message \(section 3.3.5.2.2.5.2\)](#)

3.3.1.7.3 Transaction Import Successful

The following events are processed in this state:

- [Receiving a TXUSER_IMPORT2_MTAG_SINK_ERROR Message \(section 3.3.5.2.2.5.2\)](#)
- [Abort a Transaction Using CONNTYPE_TXUSER_IMPORT2 \(section 3.3.4.9.4\)](#)

3.3.1.7.4 Awaiting Abort Response

The following event is processed in this state:

- [Receiving a TXUSER_IMPORT2_MTAG_SINK_ERROR Message \(section 3.3.5.2.2.5.2\)](#)

3.3.1.7.5 Ended

This is the final state.

3.3.1.8 CONNTYPE_TXUSER_EXPORT Initiator States

The **application** MUST act as an **initiator** for the [CONNTYPE_TXUSER_EXPORT \(section 2.2.8.2.2.2\)](#) **connection type**. In this role, the application MUST provide support for the following states:

- Idle
- Awaiting Create Response
- Connection Active
- Awaiting Export Response
- Ended

The following figure shows the relationship between the CONNTYPE_TXUSER_EXPORT initiator states.

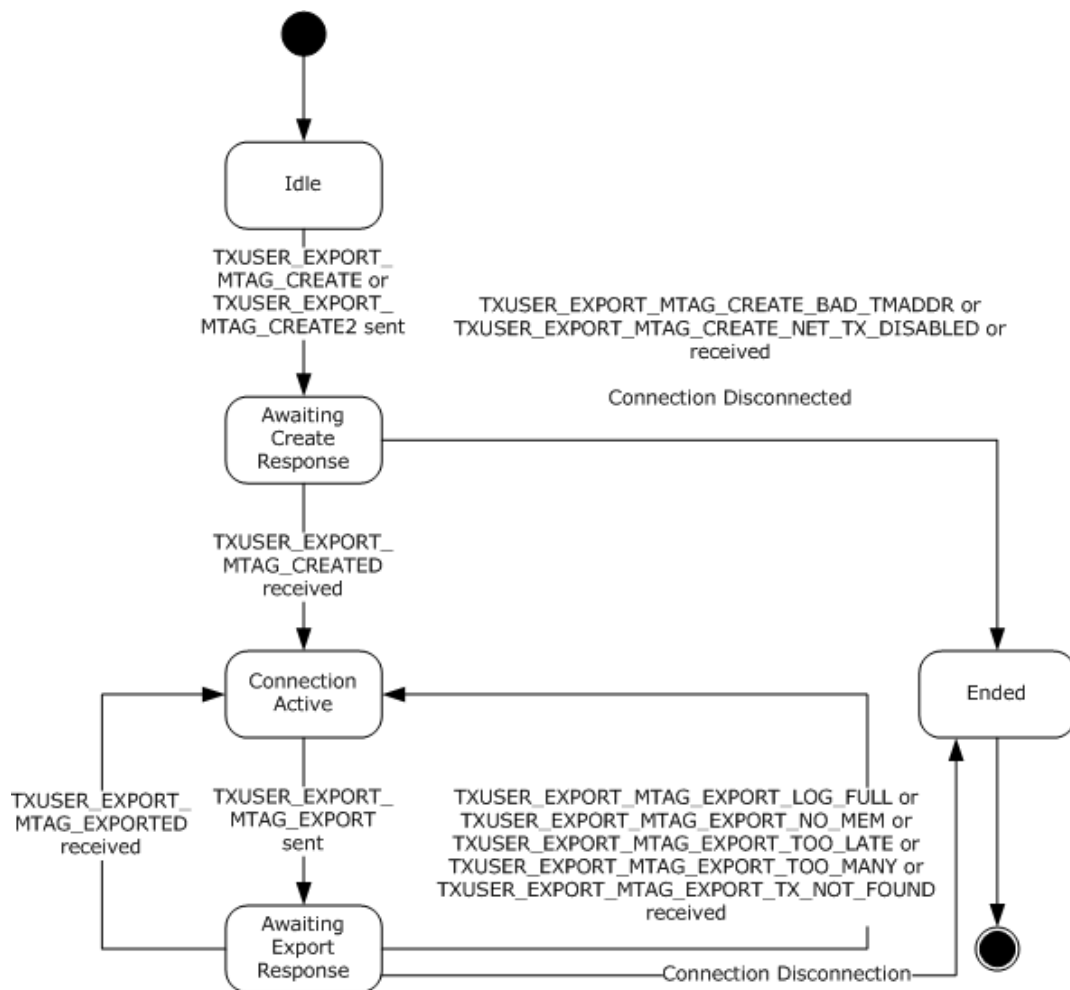


Figure 21: CONNTYPE_TXUSER_EXPORT initiator states

3.3.1.8.1 Idle

This is the initial state. The following event is processed in this state:

- [Creating an Export Connection \(section 3.3.4.4\)](#)

3.3.1.8.2 Awaiting Create Response

The following events are processed in this state:

- [Receiving a TXUSER_EXPORT_MTAG_CREATED Message \(section 3.3.5.2.2.2.1\)](#)
- [Receiving a TXUSER_EXPORT_MTAG_CREATE_BAD_TMADDR or TXUSER_EXPORT_MTAG_CREATE_NET_TX_DISABLED Message \(section 3.3.5.2.2.2.2\)](#)
- [CONNTYPE_TXUSER_EXPORT Connection Disconnected \(section 3.3.5.2.2.2.5\)](#)

3.3.1.8.3 Connection Active

The following event is processed in this state:

- [Push a Transaction Using an Existing Export Connection \(section 3.3.4.13\)](#)

3.3.1.8.4 Awaiting Export Response

The following events are processed in this state:

- [Receiving a TXUSER_EXPORT_MTAG_EXPORTED Message \(section 3.3.5.2.2.2.3\)](#)
- [Receiving a TXUSER_EXPORT_MTAG_EXPORT_LOG_FULL, TXUSER_EXPORT_MTAG_EXPORT_NO_MEM, TXUSER_EXPORT_MTAG_EXPORT_TOO_LATE, TXUSER_EXPORT_MTAG_EXPORT_TOO_MANY, or TXUSER_EXPORT_MTAG_EXPORT_NOT_FOUND Message \(section 3.3.5.2.2.2.4\)](#)
- [CONNTYPE_TXUSER_EXPORT Connection Disconnected \(section 3.3.5.2.2.2.5\)](#)

3.3.1.8.5 Ended

This is the final state.

3.3.1.9 CONNTYPE_TXUSER_EXPORT2 Initiator States

The **application** MUST act as an **initiator** for the [CONNTYPE_TXUSER_EXPORT2 \(section 2.2.8.2.2.3\)](#) **connection type**. In this role, the application MUST provide support for the following states:

- Idle
- Awaiting Create Response
- Connection Active
- Awaiting Export Response
- Ended

The following figure shows the relationship between the CONNTYPE_TXUSER_EXPORT2 initiator states.

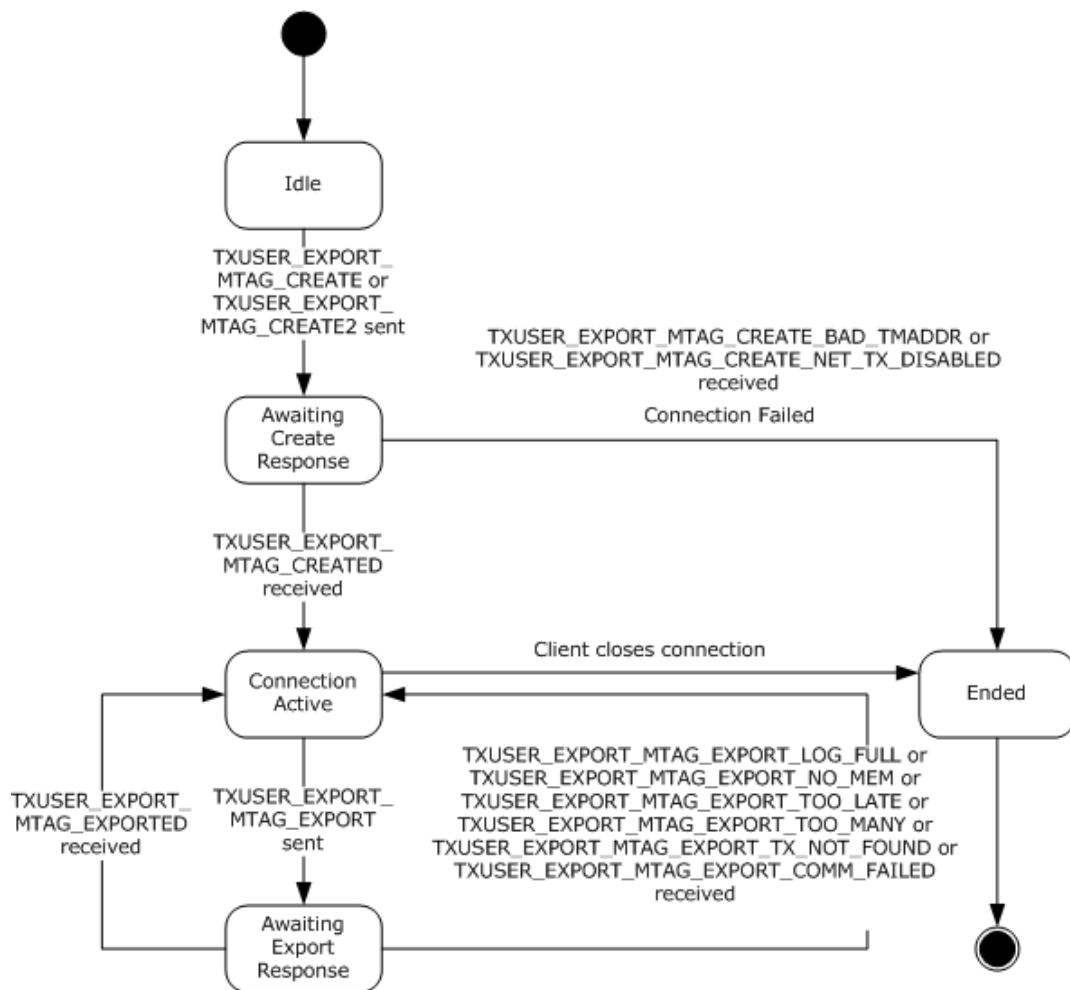


Figure 22: CONNTYPE_TXUSER_EXPORT2 initiator states

3.3.1.9.1 Idle

This is the initial state. The following event is processed in this state:

- [Creating an Export Connection \(section 3.3.4.4\)](#)

3.3.1.9.2 Awaiting Create Response

The following events are processed in this state:

- [Receiving a TXUSER_EXPORT_MTAG_CREATED Message \(section 3.3.5.2.2.3.1\)](#)
- [Receiving a TXUSER_EXPORT_MTAG_CREATE_BAD_TMADDR or TXUSER_EXPORT_MTAG_CREATE_NET_TX_DISABLED Message \(section 3.3.5.2.2.3.2\)](#)

3.3.1.9.3 Connection Active

The following event is processed in this state:

- [Push a Transaction Using an Existing Export Connection \(section 3.3.4.13\)](#)

3.3.1.9.4 Awaiting Export Response

The following events are processed in this state:

- [Receiving a TXUSER_EXPORT_MTAG_EXPORTED message \(section 3.3.5.2.2.3.3\)](#)
- [Receiving a TXUSER_EXPORT_MTAG_EXPORT_LOG_FULL, TXUSER_EXPORT_MTAG_EXPORT_NO_MEM, TXUSER_EXPORT_MTAG_EXPORT_TOO_LATE, TXUSER_EXPORT_MTAG_EXPORT_TOO_MANY, TXUSER_EXPORT_MTAG_EXPORT_NOT_FOUND, or TXUSER_EXPORT_MTAG_EXPORT_COMM_FAILED Message \(section 3.3.5.2.2.3.4\)](#)

3.3.1.9.5 Ended

This is the final state.

3.3.1.10 CONNTYPE_TXUSER_GETTXDETAILS Initiator States

The **application** MUST act as an **initiator** for the [CONNTYPE_TXUSER_GETTXDETAILS \(section 2.2.8.3.1\)](#) **connection type**. In this role, the application MUST provide support for the following states:

- Idle
- Awaiting Response
- Ended

The following figure shows the relationship between the CONNTYPE_TXUSER_GETTXDETAILS initiator states.

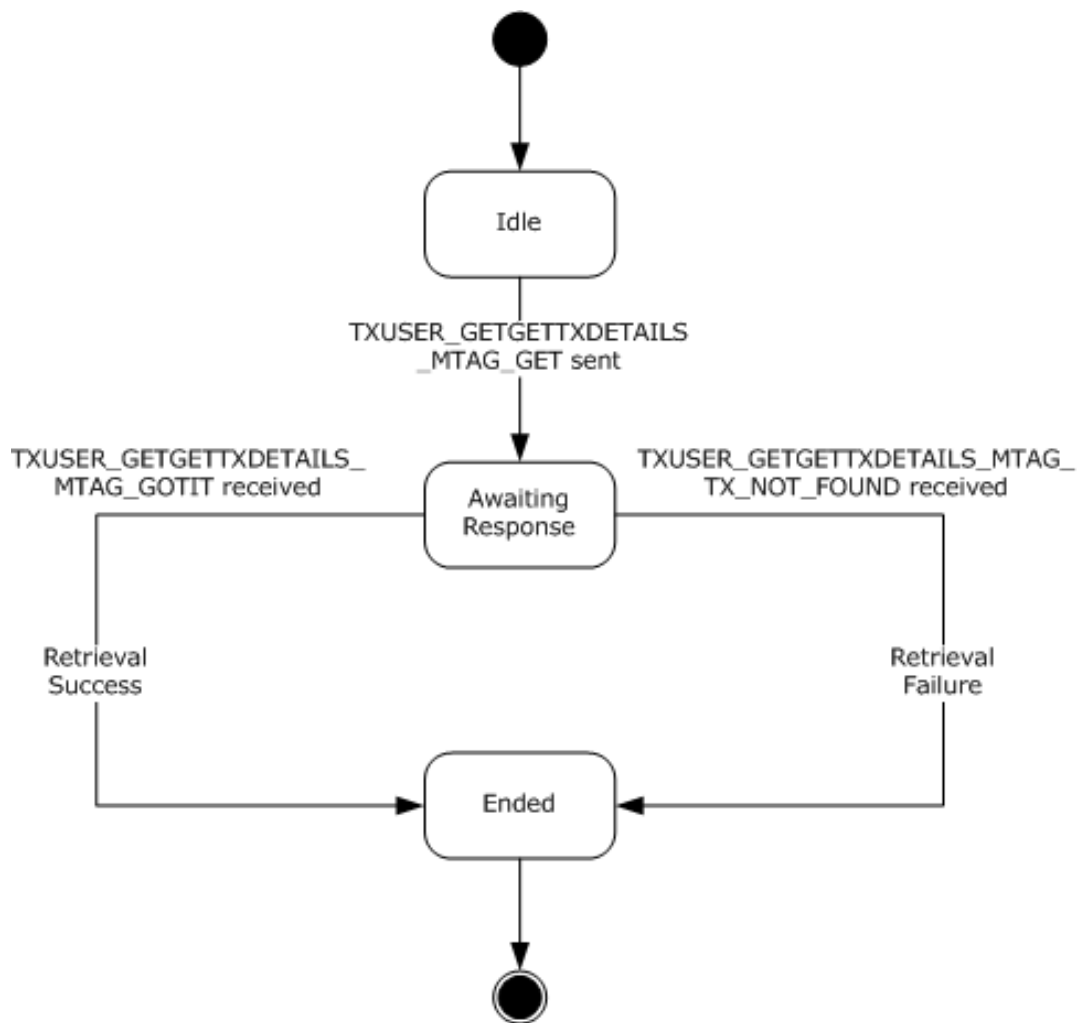


Figure 23: CONNTYPE_TXUSER_GETTXDETAILS initiator states

3.3.1.10.1 Idle

This is the initial state. The following event is processed in this state:

- [Obtaining the Details for a Transaction \(section 3.3.4.11.1\)](#)

3.3.1.10.2 Awaiting Response

The following events are processed in this state:

- [Receiving a TXUSER_GETTXDETAILS_MTAG_GOTIT Message \(section 3.3.5.3.1.1\)](#)
- [Receiving a TXUSER_GETTXDETAILS_MTAG_TX_NOT_FOUND Message \(section 3.3.5.3.1.2\)](#)

3.3.1.10.3 Ended

This is the final state.

3.3.1.11 CONNTYPE_TXUSER_RESOLVE Initiator States

The **application** MUST act as an **initiator** for the [CONNTYPE_TXUSER_RESOLVE \(section 2.2.8.3.2\)](#) **connection type**. In this role, the application MUST provide support for the following states:

- Idle
- Awaiting Abort Response
- Awaiting Forget Response
- Awaiting Commit Response
- Ended

The following figure shows the relationship between the CONNTYPE_TXUSER_RESOLVE initiator states.

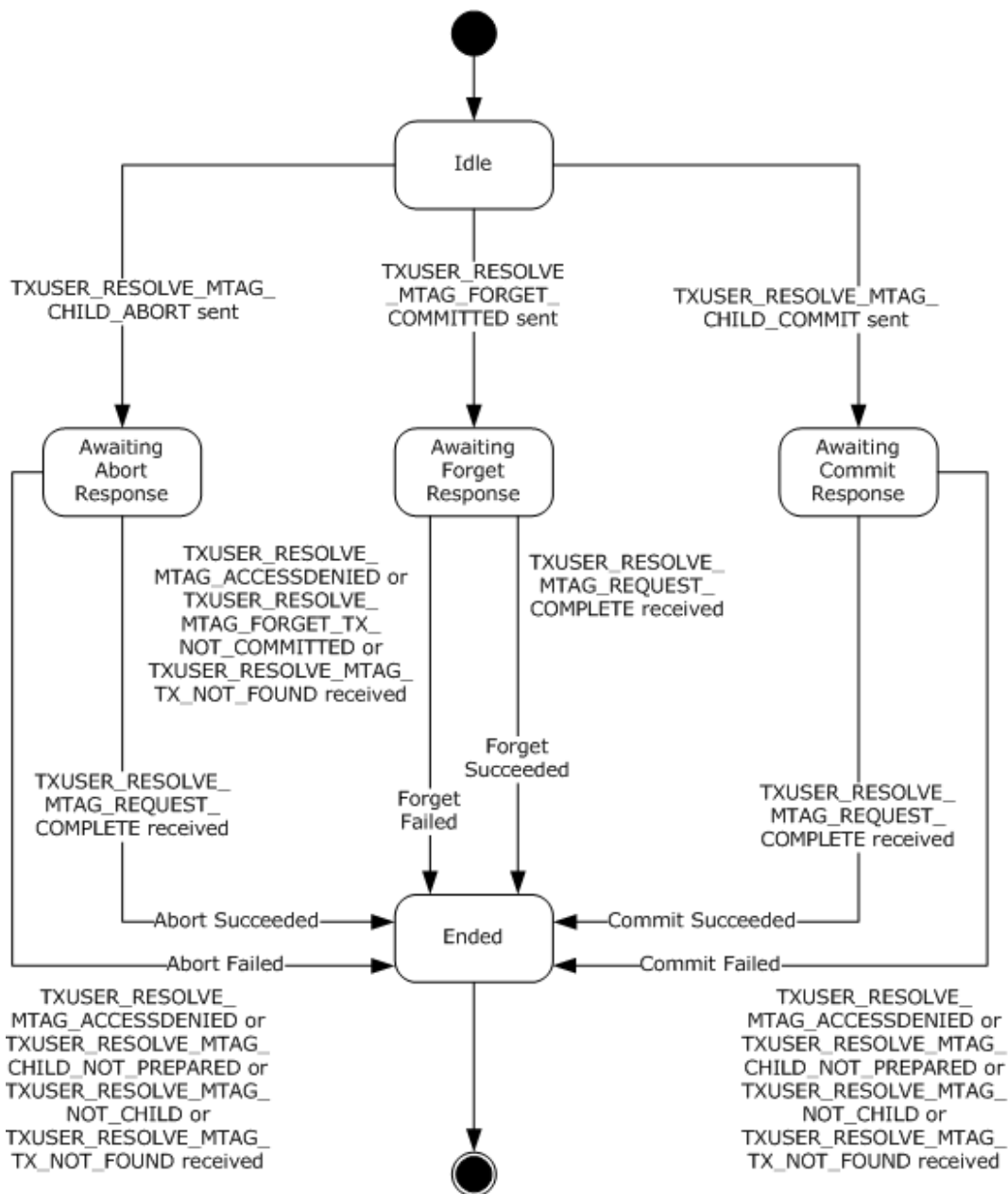


Figure 24: CONNTYPE_TXUSER_RESOLVE initiator states

3.3.1.11.1 Idle

This is the initial state. The following event is processed in this state:

- [Resolving a Transaction \(section 3.3.4.15\)](#)

3.3.1.11.2 Awaiting Abort Response

The following events are processed in this state:

- [Receiving a TXUSER_RESOLVE_MTAG_REQUEST_COMPLETE Message \(section 3.3.5.3.2.1\)](#)

- [Receiving a TXUSER_RESOLVE_MTAG_CHILD_NOT_PREPARED or TXUSER_RESOLVE_MTAG_NOT_CHILD Message \(section 3.3.5.3.2.3\)](#)
- [Receiving a TXUSER_RESOLVE_MTAG_ACCESSDENIED or TXUSER_RESOLVE_MTAG_TX_NOT_FOUND Message \(section 3.3.5.3.2.2\)](#)

3.3.1.11.3 Awaiting Forget Response

The following events are processed in this state:

- [Receiving a TXUSER_RESOLVE_MTAG_REQUEST_COMPLETE Message \(section 3.3.5.3.2.1\)](#)
- [Receiving a TXUSER_RESOLVE_MTAG_FORGET_TX_NOT_COMMITTED Message \(section 3.3.5.3.2.4\)](#)
- [Receiving a TXUSER_RESOLVE_MTAG_ACCESSDENIED or TXUSER_RESOLVE_MTAG_TX_NOT_FOUND Message \(section 3.3.5.3.2.2\)](#)

3.3.1.11.4 Awaiting Commit Response

The following events are processed in this state:

- [Receiving a TXUSER_RESOLVE_MTAG_REQUEST_COMPLETE Message \(section 3.3.5.3.2.1\)](#)
- [Receiving a TXUSER_RESOLVE_MTAG_CHILD_NOT_PREPARED or TXUSER_RESOLVE_MTAG_NOT_CHILD Message \(section 3.3.5.3.2.3\)](#)
- [Receiving a TXUSER_RESOLVE_MTAG_ACCESSDENIED or TXUSER_RESOLVE_MTAG_TX_NOT_FOUND Message \(section 3.3.5.3.2.2\)](#)

3.3.1.11.5 Ended

This is the final state.

3.3.1.12 CONNTYPE_TXUSER_SETTXTIMEOUT Initiator States

The **application** MUST act as an **initiator** for the [CONNTYPE_TXUSER_SETTXTIMEOUT \(section 2.2.8.3.3\)](#) **connection type**. In this role, the application MUST provide support for the following states:

- Idle
- Awaiting Set Timeout Response
- Ended

The following figure shows the relationship between the CONNTYPE_TXUSER_SETTXTIMEOUT initiator states.

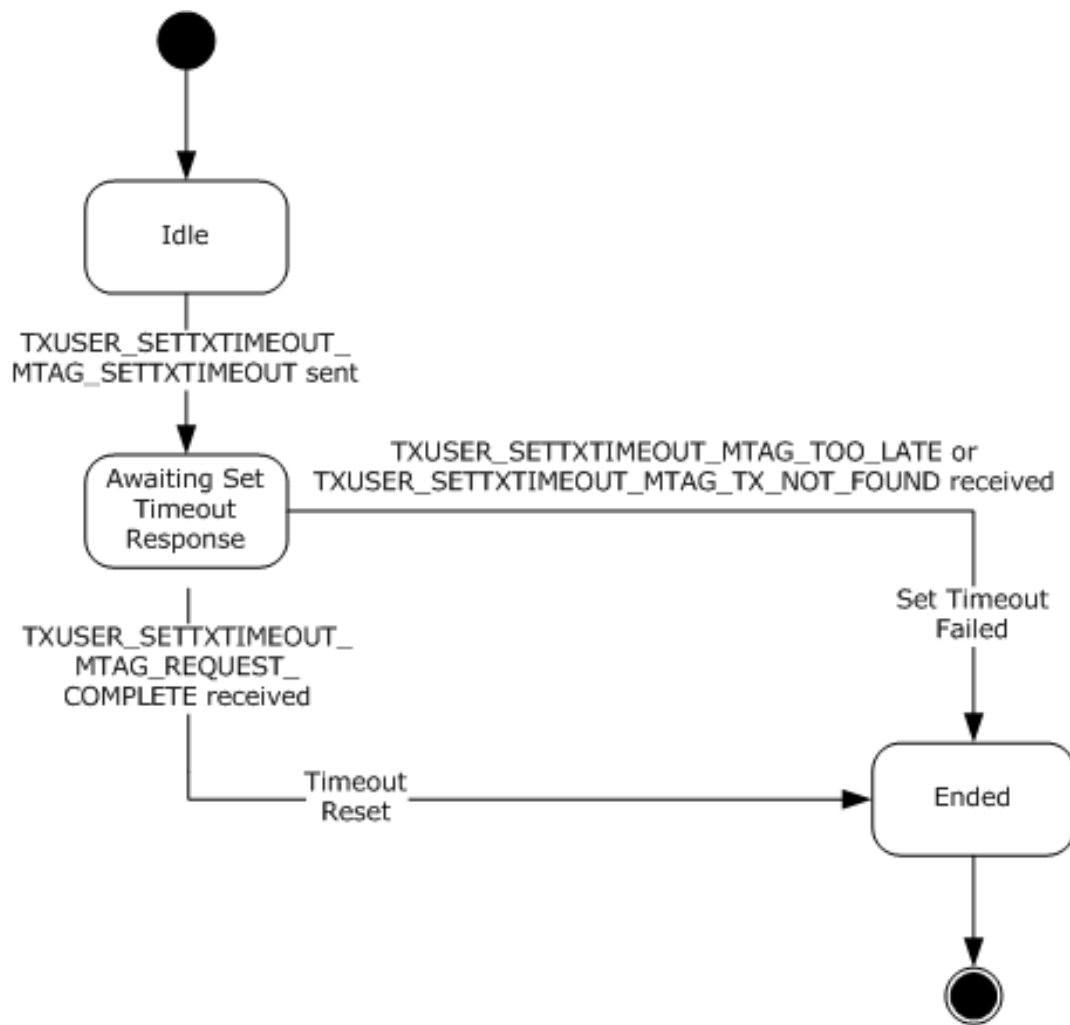


Figure 25: CONNTYPE_TXUSER_SETTXXTIMEOUT initiator states

3.3.1.12.1 Idle

This is the initial state. The following event is processed in this state:

- [Changing a Transaction Time-out Using CONNTYPE_TXUSER_SETTXXTIMEOUT \(section 3.3.4.2.1\)](#)

3.3.1.12.2 Awaiting Set Timeout Response

The following events are processed in the Awaiting Set Timeout Response state:

- [Receiving a TXUSER_SETTXXTIMEOUT_MTAG_REQUEST_COMPLETE Message \(section 3.3.5.3.3.1\)](#)
- [Receiving a TXUSER_SETTXXTIMEOUT_MTAG_TOO_LATE or TXUSER_SETTXXTIMEOUT_MTAG_TX_NOT_FOUND Message \(section 3.3.5.3.3.2\)](#)

3.3.1.12.3 Ended

This is the final state.

3.3.1.13 CONNTYPE_TXUSER_SETTXTIMEOUT2 Initiator States

The **application** MUST act as an **initiator** for the [CONNTYPE_TXUSER_SETTXTIMEOUT2 \(section 2.2.8.3.4\)](#) **connection type**. In this role, the application MUST provide support for the following states:

- Idle
- Awaiting Set Timeout Response
- Ended

The following figure shows the relationship between the CONNTYPE_TXUSER_SETTXTIMEOUT2 initiator states.

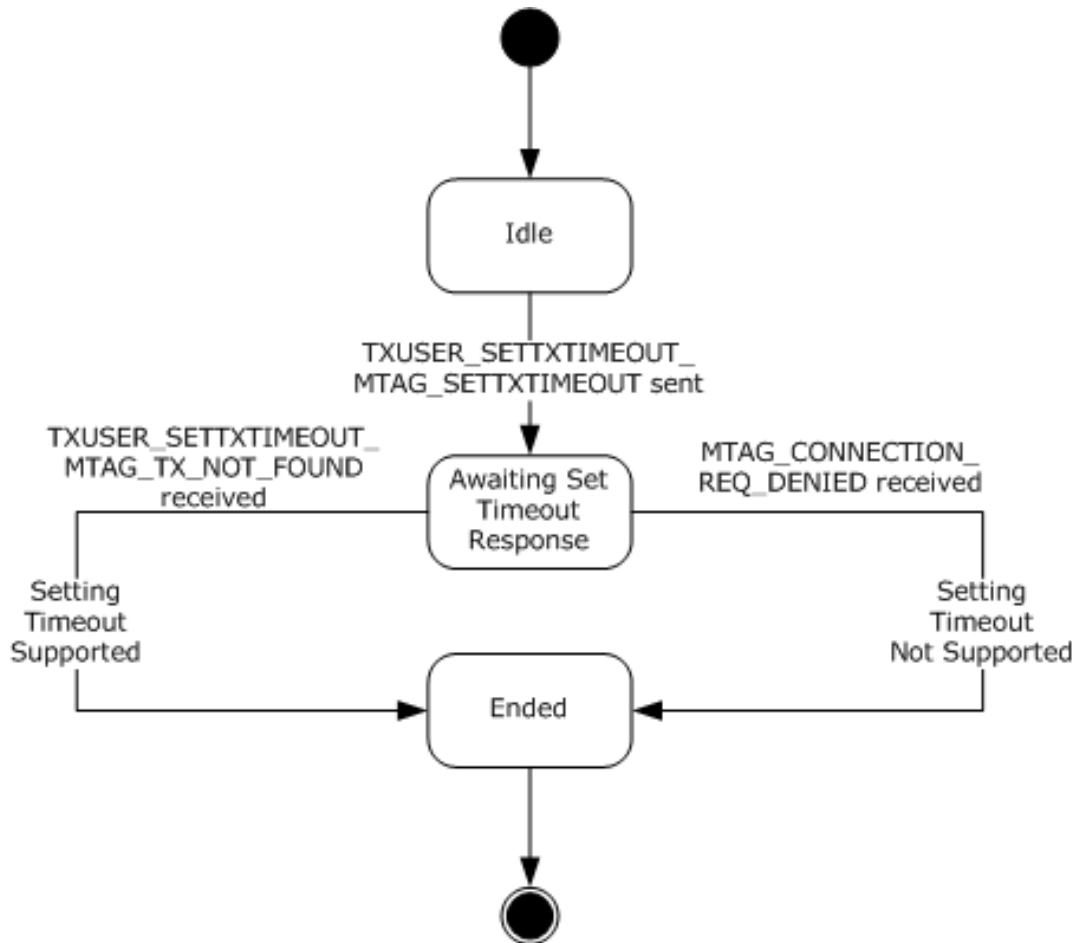


Figure 26: CONNTYPE_TXUSER_SETTXTIMEOUT2 initiator states

3.3.1.13.1 Idle

This is the initial state. The following event is processed in this state:

- [Querying Transaction Manager's Support for Modifying a Transaction Timeout Using CONNTYPE_TXUSER_SETTXTIMEOUT2 \(section 3.3.4.2.2\)](#)

3.3.1.13.2 Awaiting Set Timeout Response

The following event is processed in this state:

- [Receiving a TXUSER_SETTETIMEOUT_MTAG_TX_NOT_FOUND Message \(section 3.3.5.3.4.1\)](#)
- Receiving an MTAG_CONNECTION_REQ_DENIED message ([\[MS-CMP\]](#) section 2.2.5) as described in section [1.7.3](#).

3.3.1.13.3 Ended

This is the final state.

3.3.1.14 CONNTYPE_TXUSER_TRACE Initiator States

The **application** MUST act as an **initiator** for the [CONNTYPE_TXUSER_TRACE \(section 2.2.8.3.5\)](#) **connection type**. In this role, the application MUST provide support for the following states:

- Idle
- Awaiting Trace Response
- Ended

The following figure shows the relationship between the CONNTYPE_TXUSER_TRACE initiator states.

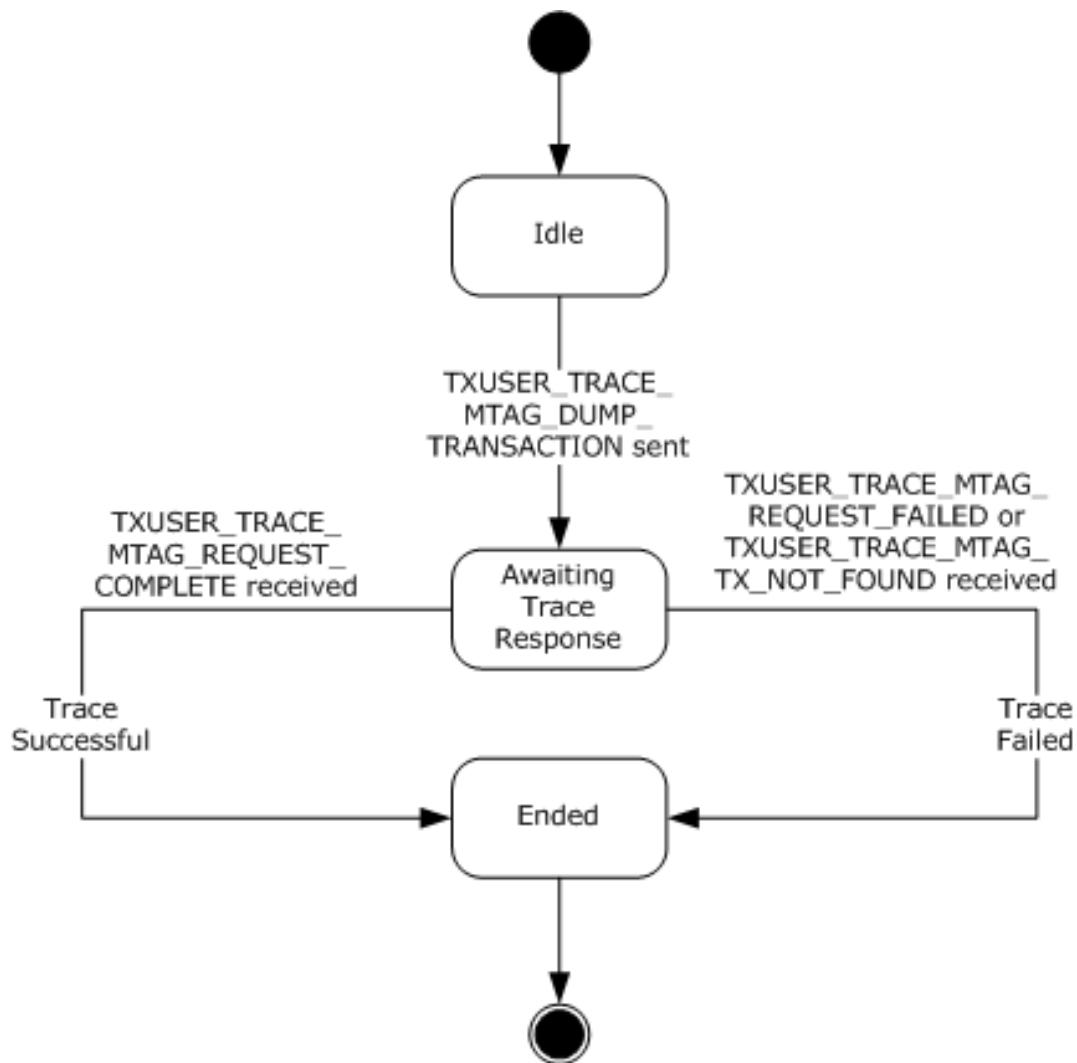


Figure 27: CONNTYPE_TXUSER_TRACE initiator states

3.3.1.14.1 Idle

This is the initial state. The following event is processed in this state:

- [Generating Trace Records for a Transaction Using CONNTYPE_TXUSER_TRACE \(section 3.3.4.5\)](#)

3.3.1.14.2 Awaiting Trace Response

The following events are processed in this state:

- [Receiving a TXUSER_TRACE_MTAG_REQUEST_COMPLETE Message \(section 3.3.5.3.5.1\)](#)
- [Receiving a TXUSER_TRACE_MTAG_REQUEST_FAILED or TXUSER_TRACE_MTAG_TX_NOT_FOUND Message \(section 3.3.5.3.5.2\)](#)

3.3.1.14.3 Ended

This is the final state.

3.3.1.15 CONNTYPE_TXUSER_GETSECURITYFLAGS Initiator States

The **application** MUST act as an **initiator** for the [CONNTYPE_TXUSER_GETSECURITYFLAGS \(section 2.2.8.4.1\) connection type](#). In this role, the application MUST provide support for the following states:

- Idle
- Awaiting Get Response
- Ended

The following figure shows the relationship between the CONNTYPE_TXUSER_GETSECURITYFLAGS initiator states.

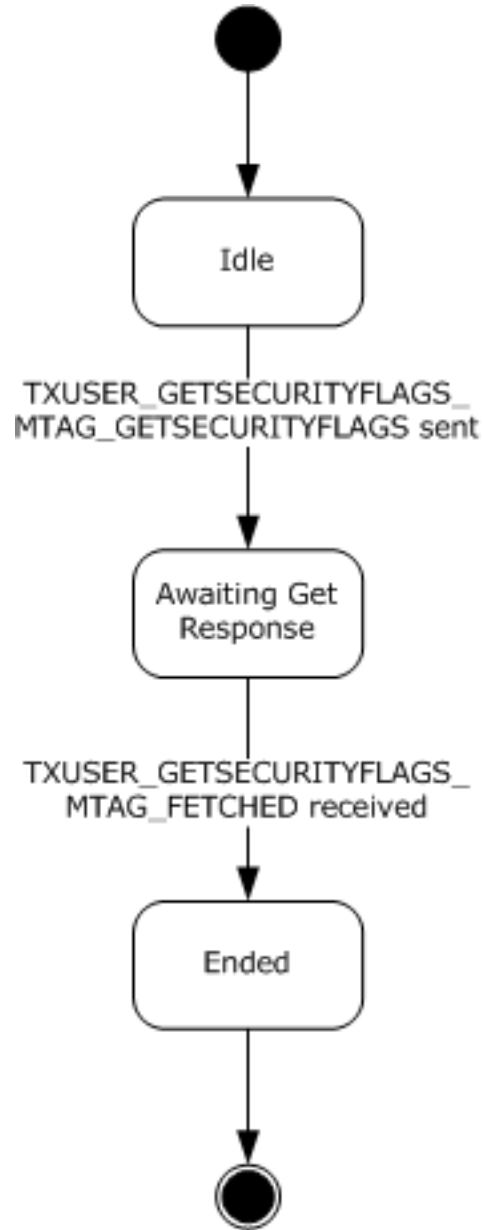


Figure 28: CONNTYPE_TXUSER_GETSECURITYFLAGS initiator states

3.3.1.15.1 Idle

This is the initial state. The following event is processed in this state:

- [Obtaining the Security Configuration of the Transaction Manager Using CONNTYPE_TXUSER_GETSECURITYFLAGS \(section 3.3.4.11\)](#)

3.3.1.15.2 Awaiting Get Response

The following event is processed in this state:

- [Receiving a TXUSER_GETSECURITYFLAGS_MTAG_FETCHED Message \(section 3.3.5.4.1.1\)](#)

3.3.1.15.3 Ended

This is the final state.

3.3.2 Timers

No timers apply here.

3.3.3 Initialization

When an **application** is initialized:

- The **Transaction Manager Name** field MUST be set to a value that is obtained from an implementation-specific source.
- The application MUST initialize each new **transaction** object that is created with the following default values:
 - The **Root** field MUST default to false.

3.3.4 Higher-Layer Triggered Events

The **application** MUST be prepared to process a set of higher-layer events described in this section and in [Message Processing Events and Sequencing Rules \(section 3.3.5\)](#). These events are triggered by decisions that are made by the higher-layer business logic of the application. The motivations and details of the higher-layer business logic are specific to the implementation of the application and the software environment in which it executes.

When the application processes one of the higher-layer events described in this section and section 3.3.5, it MUST communicate one of the following results to the higher-layer business logic:

- Success
- Failure
- Transaction Committed
- Transaction Aborted
- Transaction In Doubt

If the processing of a higher-layer event includes a Message Processing event, the associated Message Processing event MUST communicate one of the above results to the higher-layer business logic.

3.3.4.1 Beginning a Transaction

If the higher-layer business logic begins a **transaction** with a predetermined **transaction identifier**<32>:

- If the **transaction manager** of the **application** supports the [CONNTYPE_TXUSER_PROMOTE \(section 2.2.8.1.3\)](#) **connection type** as specified in section [2.2.1.1.1](#):
 - The application MUST attempt to begin a transaction by using the CONNTYPE_TXUSER_PROMOTE connection type.
- Otherwise:
 - The application MUST return a Failure result to the higher-layer business logic.

If the higher-layer business logic decides to begin a transaction without using a predetermined transaction identifier, the application MUST perform the following actions:

- If the transaction manager supports the [CONNTYPE_TXUSER_BEGIN2 \(section 2.2.8.1.2\)](#) connection type as specified in section 2.2.1.1.1:
 - The application MUST attempt to begin a transaction by using CONNTYPE_TXUSER_BEGIN2.
- Otherwise:
 - The application MUST attempt to begin a transaction by using [CONNTYPE_TXUSER_BEGINNER \(section 2.2.8.1.1\)](#).

3.3.4.1.1 Beginning a Transaction Using CONNTYPE_TXUSER_BEGIN2

The **application** MUST perform the following actions:

- Initiate a new [CONNTYPE_TXUSER_BEGIN2 \(section 2.2.8.1.2\)](#) **connection** using the **transaction manager Name** field of the application.
- Send a [TXUSER_BEGIN2_MTAG_BEGIN \(section 2.2.8.1.2.2\)](#) message using the connection and the values that are provided by the higher-layer business logic:
 - The **isoLevel**, **dwTimeout**, **szDesc**, and **isoFlags** fields MUST be set as specified in section [2.2.8](#).
- Set the connection state to Awaiting Begin Response.

3.3.4.1.2 Beginning a Transaction Using CONNTYPE_TXUSER_BEGINNER

The **application** MUST perform the following actions:

- Initiate a new [CONNTYPE_TXUSER_BEGINNER \(section 2.2.8.1.1\)](#) **connection** by using the **transaction manager** Name field of the application.
- Send a [TXUSER_BEGINNER_MTAG_BEGIN \(section 2.2.8.1.1.2\)](#) message by using the connection. The following message fields MUST be set to values that are provided by the higher-layer business logic:
 - The **isoLevel** field set to the required isolation-level value.
 - The **dwTimeout** field MUST be set to the required time-out value.
 - The **szDesc** field MUST be set to the required **transaction description** string.

- The **isoFlags** field MUST be set to the required isolation flags value.
- Set the connection state to Awaiting Begin Response.

3.3.4.1.3 Beginning a Transaction Using CONNTYPE_TXUSER_PROMOTE

The **application** MUST perform the following actions:

- Initiate a new [CONNTYPE_TXUSER_PROMOTE \(section 2.2.8.1.3\)](#) **connection** using the **transaction manager** Name field of the application.
- Send a [TXUSER_BEGINNER_MTAG_PROMOTE \(section 2.2.8.1.3.1\)](#) message using the connection. The following message fields MUST be set to values that are provided by the higher-layer business logic:
 - The **isoLevel** field to the wanted isolation-level value.
 - The **dwTimeout** field to the wanted time-out value.
 - The **szDesc** field to the wanted **transaction description** string.
 - The **isoFlags** field to the wanted isolation flags value.
 - The **guidTx** field to the wanted predetermined **transaction identifier**.
- Set the connection state to Awaiting Promote Response.

3.3.4.2 Changing a Transaction Timeout

If the higher-layer business logic changes the time-out of an existing **transaction**, the **application** MUST perform the following steps:

- If the **Root** field of the transaction is false:
 - Return a failure result to the higher-layer business logic.
- Otherwise:
 - If the **root transaction manager** supports the [CONNTYPE_TXUSER_SETTXTIMEOUT2 \(section 3.3.1.13\)](#) **connection type**, as specified in section [2.2.1.1.1](#):
 - The application MUST attempt to change the transaction time-out by using CONNTYPE_TXUSER_SETTXTIMEOUT2 (section 3.3.1.13).
 - Otherwise:
 - The application MUST attempt to change the transaction time-out by using [CONNTYPE_TXUSER_SETTXTIMEOUT \(section 3.3.1.12\)](#).

3.3.4.2.1 Changing a Transaction Timeout Using CONNTYPE_TXUSER_SETTXTIMEOUT

The **application** MUST perform the following actions:

- Find an instance of a [CONNTYPE_TXUSER_BEGINNER \(section 2.2.8.1.1\)](#) **connection** in the connection list of the **transaction**.
- If a connection is not found, the application MUST return a failure result to the higher-layer business logic.
- Otherwise, if the connection state is not [Processing Transaction \(section 3.3.1.1.3\)](#):

- The application MUST return a failure result to the higher-layer business logic.
- Otherwise:
 - Initiate a new [CONNTYPE_TXUSER_SETTXTIMEOUT \(section 2.2.8.3.3\)](#) connection using the **transaction manager Name** field of the application.
 - Add the connection to the connection list of the transaction.
 - Send a [TXUSER_SETTXTIMEOUT_MTAG_SETTXTIMEOUT \(section 2.2.8.1.2.7\)](#) message using the CONNTYPE_TXUSER_SETTXTIMEOUT (section 2.2.8.3.3) connection:
 - Set the **guidTx** field to the **Transaction Object.Identifier** for the transaction.
 - Set the **dwTxTimeout** value to the time-out value that is provided by the higher-layer business logic, expressed as a total number of milliseconds.
 - Set the connection state to [Awaiting Set Timeout Response \(section 3.3.1.12.2\)](#).

3.3.4.2.2 Querying Transaction Manager's Support for Modifying a Transaction Timeout Using CONNTYPE_TXUSER_SETTXTIMEOUT2

The **application** MUST perform the following steps:

- Find an instance of a [CONNTYPE_TXUSER_BEGIN2 \(section 2.2.8.1.2\)](#) or [CONNTYPE_TXUSER_PROMOTE \(section 2.2.8.1.3\)](#) **connection** in the connection list of the **transaction**. This connection is referred to as the beginner connection.
- If a connection is not found:
 - The application MUST return a failure result to the higher-layer business logic.
- Otherwise, if the connection state is not [Processing Transaction \(section 3.3.1.2.3\)](#) or [Processing Transaction \(section 3.3.1.3.3\)](#):
 - The application MUST return a failure result to the higher-layer business logic.
- Otherwise:
 - Initiate a new [CONNTYPE_TXUSER_SETTXTIMEOUT2 \(section 2.2.8.3.4\)](#) connection using the **Transaction Manager Name** field of the application. This connection is referred to as the new connection.
 - Add the new connection to the transaction connection list.
 - Assign the transaction object to the **Connection-Specific Data** field of the new connection.
 - Send a [TXUSER_SETTXTIMEOUT_MTAG_SETTXTIMEOUT \(section 2.2.8.1.2.7\)](#) using the new connection:
 - The **guidTx** field MUST be set to a **NULL GUID**.
 - The **dwTxTimeout** value MUST be set to zero.
 - Set the new connection state to [Awaiting Set Timeout Response \(section 3.3.1.13.2\)](#).
 - Set the beginner connection state to [Awaiting Set Timeout Response \(section 3.3.1.2.4\)](#) if the beginner connection is CONNTYPE_TXUSER_BEGIN2, or to [Awaiting Set Timeout Response \(section 3.3.1.3.4\)](#) if the beginner connection is CONNTYPE_TXUSER_PROMOTE.

3.3.4.3 Obtaining a Propagation Token for a Transaction

If the higher-layer business logic decides to obtain a [Propagation Token](#) for a **transaction**, the **application** MUST perform the following actions:

- Find a [CONNTYPE_TXUSER_PROMOTE](#), [CONNTYPE_TXUSER_BEGINNER](#), or [CONNTYPE_TXUSER_BEGIN2](#) **connection** in the transaction connection list.
- If the connection is not found,
 - The application MUST return a failure result to the higher-layer business logic.
- Otherwise,
 - Create a new Propagation Token structure.
 - The **dwVersionMin** field MUST be set to 1.
 - The **dwVersionMax** field MUST be set to the maximum supported protocol version, as specified in section [3.1.4.1](#).
 - The **guidTx** field MUST be set to the **Transaction Object.Identifier** value of the provided Transaction object.
 - The **isoLevel** field MUST be set to the **Isolation Level** value of the provided Transaction object.
 - The **isoFlags** field MUST be set to the **Isolation Flags** value of the provided Transaction object.
 - The **cbSourceTmAddr** field MUST be set as specified in section 2.2.5.4.
 - The **szDesc** field MUST be set to the **Description** value of the provided Transaction object.
 - The **NameObject** field MUST be set to the **Transaction Manager Name** of the application.
 - The **AssociateMsgVersion2** field MUST be set as specified in section 2.2.5.4.
 - The **AssociateMsgVersion3** field MUST be set as specified in section 2.2.5.4.
 - Return the new Propagation Token structure and the total size of the new Propagation Token structure to the higher-layer business logic.

3.3.4.4 Creating an Export Connection

If the higher-layer business logic initiates a **push propagation** by using a specified [SWhereabouts](#) structure, the **application** MUST perform the following actions:

- If the **transaction manager** of the application supports the [CONNTYPE_TXUSER_EXPORT2](#) connection type as specified in section [2.2.1.1.1](#):
 - Initiate a new CONNTYPE_TXUSER_EXPORT2 (section 2.2.8.2.2.3) connection by using the **Transaction Manager Name** field of the application.
- Otherwise:
 - Initiate a new [CONNTYPE_TXUSER_EXPORT \(section 2.2.8.2.2.2\)](#) **connection** by using the **Transaction Manager Name** field of the application.

- Add the connection to the **transaction** connection list.
- If the negotiated protocol version of the previously initiated CONNTYPE_TXUSER_EXPORT connection supports the [TXUSER_EXPORT_MTAG_CREATE2 \(section 2.2.8.2.2.2.2\)](#) **MTAG**, as specified in 2.2.1.1.1:
 - Send a TXUSER_EXPORT_MTAG_CREATE2 message by using the connection.
- Otherwise:
 - Send a [TXUSER_EXPORT_MTAG_CREATE \(section 2.2.8.2.2.2.1\)](#) message using the connection:
- The **SourceTmAddr** field of the message MUST be set either to an [OLETX_TM_ADDR \(section 2.2.4.2\)](#) structure or a [NAMEOBJECTBLOB \(section 2.2.5.3\)](#) structure, as specified in section 2.2.1.1.1.
 - Find the [STmToTmProtocol](#) entries in the SWhereabouts structure corresponding to TmProtocolMsdtcV1 and TmProtocolMsdtcV2. See section 2.2.5.11 for more information.
 - If the **SourceTmAddr** field is an OLETX_TM_ADDR (section 2.2.4.2) structure, the fields of the OLETX_TM_ADDR structure MUST be set as follows:
 - The **guidSignature** field MUST be set as specified in section 2.2.4.2.
 - The **guidEndpoint** field MUST be set to the **guidEndpointID** field of the [SDtcCmEndpointInfoV1](#) structure.
 - The **grbComProtsSupported** field MUST be set to the **comprotSupported** field of the SDtcCmEndpointInfoV1 structure.
 - If a TmProtocolMsdtcV2 entry was found:
 - The **wszHostName** field MUST be set to the **wszHostName** field of the [SDtcCmEndpointInfoV2](#) structure.
 - Otherwise:
 - The **wszHostName** field MUST be set to the **szHostName** field of the SDtcCmEndpointInfoV1 structure and converted to **Unicode** little-endian UTF-16 encoding. This field MUST NOT contain a Unicode byte-order-mark (BOM) character.
 - Otherwise, if the **SourceTmAddr** field is a NAMEOBJECTBLOB structure, the fields of the NAMEOBJECTBLOB structure MUST be set as follows:
 - The **szGuid** field MUST be set to the **guidEndpointID** field of the SDtcCmEndpointInfoV1 structure and formatted as a string, as specified in [\[C706\]](#) appendix A.
 - The **grbComProtsSupported** field MUST be set to the **comprotSupported** field of the SDtcCmEndpointInfoV1 structure.
 - The **szHostName** field MUST be set to the **szHostName** field of the SDtcCmEndpointInfoV1 structure.
 - The **dwcbHostName** and **dwReserved1** fields MUST be set as specified in section 2.2.5.3.
- Set the connection state to Awaiting Create Response.

3.3.4.5 Generating Trace Records for a Transaction Using CONNTYPE_TXUSER_TRACE

If the higher-layer business logic specifies that **transaction** trace records are to be generated to the trace file of the **transaction manager** for the higher-layer business logic specified transaction object, the **application** MUST perform the following steps:

- Initiate a new [CONNTYPE_TXUSER_TRACE \(section 2.2.8.3.5\)](#) **connection** by using the **Transaction Manager Name** field of the application.
- Send a [TXUSER_TRACE_MTAG_DUMP_TRANSACTION \(section 2.2.8.3.5.1\)](#) message:
 - The **guidTx** field MUST be set to the **Transaction Object.Identifier** of the provided transaction.
- Set the connection state to Awaiting Trace Response.

3.3.4.6 Importing a Transaction

If the higher-layer business logic specifies that a **transaction** be imported by using an [StxInfo \(section 2.2.5.10\)](#) structure, the **application** MUST perform the following steps:

- If the **transaction manager** of the application supports the [CONNTYPE_TXUSER_IMPORT2 connection type](#) as specified in section [2.2.1.1.1](#):
 - The application MUST attempt to import the transaction by using [CONNTYPE_TXUSER_IMPORT2 \(section 2.2.8.2.2.5\)](#).
- Otherwise:
 - The application MUST attempt to import the transaction by using [CONNTYPE_TXUSER_IMPORT \(section 2.2.8.2.2.4\)](#).

3.3.4.6.1 Importing a Transaction Using CONNTYPE_TXUSER_IMPORT

The **application** MUST perform the following actions:

- Initiate a new [CONNTYPE_TXUSER_IMPORT \(section 2.2.8.2.2.4\)](#) **connection** using the **Transaction Manager Name** field of the application.
- Get the **transaction identifier** from the provided [STxInfo \(section 2.2.5.10\)](#) structure.
 - If the **guidSignature** field of the provided STxInfo structure is set to the binary value representation of the GUID {2adb4463-bd41-11d0-b12e-00c04fc2f3ef}
 - The transaction identifier MUST be set to the **uowTx** field of the provided STxInfo structure.
 - Otherwise,
 - The transaction identifier MUST be set to the **guidSignature** field of the provided STxInfo structure.
- Create a new **transaction** object that uses the transaction identifier obtained from the provided STxInfo structure.
- Add the connection to the transaction connection list.
- Set the **Connection-Specific Data** field of the connection to reference the new transaction object.
- Send a [TXUSER_IMPORT_MTAG_IMPORT \(section 2.2.8.2.2.4.3\)](#) message using the connection:

- The **guidTx** field MUST be set to the transaction identifier obtained from the provided STxInfo (section 2.2.5.10) structure.
- Set the connection state to Awaiting Import Response.

3.3.4.6.2 Importing a Transaction Using CONNTYPE_TXUSER_IMPORT2

The **application** MUST perform the following actions:

- Initiate a new [CONNTYPE_TXUSER_IMPORT2 \(section 2.2.8.2.2.5\)](#) **connection** using the **Transaction Manager Name** field of the application.
- Get the **transaction identifier** from the provided [STxInfo \(section 2.2.5.10\)](#) structure, as specified in section [3.3.4.6.1](#).
- Create a new **transaction** object that uses the transaction identifier obtained from the provided STxInfo structure.
- Add the connection to the transaction connection list.
- Set the **Connection-Specific Data** field of the connection to reference the new transaction object.
- Send a [TXUSER_IMPORT2_MTAG_IMPORT \(section 2.2.8.2.2.5.2\)](#) message using the connection:
 - The **guidTx** field MUST be set to the transaction identifier obtained from the provided STxInfo (section 2.2.5.10) structure.
- Set the connection state to Awaiting Import Response.

3.3.4.7 Importing a Transaction with Additional Transaction Attributes

If the higher-layer business logic specifies that a **transaction** be imported by using a [StxInfo \(section 2.2.5.10\)](#) structure and that additional transaction attributes be set, the **application** MUST perform the following steps:

- If the **transaction manager** of the application does not support the [CONNTYPE_TXUSER_IMPORT2 \(section 2.2.8.2.2.5\)](#) **connection type**, as specified in section [2.2.1.1.1](#).
 - Return a failure result to the higher-layer business logic.
- Otherwise:
 - Initiate a new CONNTYPE_TXUSER_IMPORT2 **connection** using the **Transaction Manager Name** field of the application.
 - Get the **transaction identifier** from the provided STxInfo structure, as specified in section [3.3.4.6.1](#).
 - Create a new transaction object that uses the transaction identifier obtained from the provided STxInfo structure.
 - Add the connection to the transaction connection list.
 - Set the **Connection-Specific Data** field of the connection to reference the new transaction object.
 - Send a [TXUSER_IMPORT2_MTAG_IMPORT_WITH_SET \(section 2.2.8.2.2.5.3\)](#) message, using the connection:

- The **guidTx** field MUST be set to the transaction identifier obtained from the provided STxInfo (section 2.2.5.10) structure.
- The **isoLevel** field MUST be set to the provided isolation-level value. The **isoFlags** field MUST be set to the provided isolation flags value. The **szDesc** field MUST be set to the provided description string.
- Set the connection state to [Awaiting Import Response \(section 3.3.1.7.2\)](#).

3.3.4.8 Initiating Transaction Commit

If the higher-layer business logic initiates the commit of an existing **transaction**, the **application** MUST perform the following steps:

- Find a [CONNTYPE_TXUSER_PROMOTE](#), [CONNTYPE_TXUSER_BEGINNER](#), or [CONNTYPE_TXUSER_BEGIN2](#) **connection** in the transaction connection list.
- If a CONNTYPE_TXUSER_PROMOTE is found:
 - The application MUST attempt to complete the transaction by using CONNTYPE_TXUSER_PROMOTE.
- Otherwise, if a CONNTYPE_TXUSER_BEGINNER is found:
 - The application MUST attempt to complete the transaction by using CONNTYPE_TXUSER_BEGINNER.
- Otherwise, if a CONNTYPE_TXUSER_BEGIN2 is found:
 - The application MUST attempt to complete the transaction by using CONNTYPE_TXUSER_BEGIN2.
- Otherwise:
 - The application MUST return a failure result to the higher-layer business logic.

3.3.4.8.1 Commit a Transaction Using CONNTYPE_TXUSER_BEGIN2

The **application** MUST perform the following actions:

- If the **connection** state is not Processing Transaction:
 - Return a failure result to the higher-layer business logic.
- Otherwise:
 - Send a [TXUSER_BEGIN2_MTAG_COMMIT \(section 2.2.8.1.2.3\)](#) message using the [CONNTYPE_TXUSER_BEGIN2 \(section 2.2.8.1.2\)](#) connection:
 - Set the connection state to Awaiting Commit Response.

3.3.4.8.2 Commit a Transaction Using CONNTYPE_TXUSER_BEGINNER

The **application** MUST perform the following actions:

- If the state of the **connection** is not Processing Transaction:
 - Return a failure result to the higher-layer business logic.
- Otherwise:

- Send a [TXUSER_BEGINNER_MTAG_COMMIT \(section 2.2.8.1.1.6\)](#) message using the [CONNTYPE_TXUSER_BEGINNER \(section 2.2.8.1.1\)](#) connection:
 - The **grfRM** field MUST be set to an implementation-defined [GRFRM \(section 2.2.7.1\)](#) value.
 - The **fAsyncFull** field MUST be set to 0.
- Set the connection state to Awaiting Commit Response.

3.3.4.8.3 Commit a Transaction Using CONNTYPE_TXUSER_PROMOTE

The **application** MUST perform the following actions:

- If the state of the **connection** is not Processing Transaction:
 - Return a failure result to the higher-layer business logic.
- Otherwise:
 - Send a [TXUSER_BEGIN2_MTAG_COMMIT \(section 2.2.8.1.2.3\)](#) message using the [CONNTYPE_TXUSER_PROMOTE \(section 2.2.8.1.3\)](#) connection:
 - The **grfRM** field MUST be set to an implementation-defined [GRFRM \(section 2.2.7.1\)](#) value.
 - Set the connection state to Awaiting Commit Response.

3.3.4.9 Initiating Transaction Rollback

If the higher-layer business logic initiates the **rollback** of an existing **transaction**, the **application** MUST perform the following steps:

- Find a [CONNTYPE_TXUSER_PROMOTE](#), [CONNTYPE_TXUSER_BEGIN2](#), [CONNTYPE_TXUSER_BEGINNER](#), [CONNTYPE_TXUSER_IMPORT2](#), or [CONNTYPE_TXUSER_IMPORT](#) **connection** in the transaction connection list.
- If a CONNTYPE_TXUSER_PROMOTE is found:
 - The application MUST attempt to roll back a transaction by using CONNTYPE_TXUSER_PROMOTE.
- Otherwise, if a CONNTYPE_TXUSER_BEGIN2 is found:
 - The application MUST attempt to roll back a transaction by using CONNTYPE_TXUSER_BEGIN2.
- Otherwise, if a CONNTYPE_TXUSER_BEGINNER is found:
 - The application MUST attempt to roll back a transaction by using CONNTYPE_TXUSER_BEGINNER.
- Otherwise, if a CONNTYPE_TXUSER_IMPORT2 is found:
 - The application MUST attempt to roll back a transaction by using CONNTYPE_TXUSER_IMPORT2.
- Otherwise, if a CONNTYPE_TXUSER_IMPORT is found:
 - The application MUST attempt to roll back a transaction by using CONNTYPE_TXUSER_IMPORT.

- Otherwise, the application MUST return a failure result to the higher-layer business logic.

3.3.4.9.1 Abort a Transaction Using CONNTYPE_TXUSER_BEGIN2

The **application** MUST perform the following actions:

- If the **connection** state is not Processing Transaction:
 - Return a failure result to the higher-layer business logic.
- Otherwise:
 - Send a [TXUSER_BEGIN2_MTAG_ABORT \(section 2.2.8.1.2.1\)](#) message using the [CONNTYPE_TXUSER_BEGIN2 \(section 2.2.8.1.2\)](#) connection.
 - Set the connection state to Awaiting Abort Response.

3.3.4.9.2 Abort a Transaction Using CONNTYPE_TXUSER_BEGINNER

The **application** MUST perform the following actions:

- If the **connection** state is not Processing Transaction:
 - Return a failure result to the higher-layer business logic.
- Otherwise:
 - Send a [TXUSER_BEGINNER_MTAG_ABORT \(section 2.2.8.1.1.1\)](#) message using the [CONNTYPE_TXUSER_BEGINNER \(section 2.2.8.1.1\)](#) connection:
 - The **guidReason** field MUST be set to the value that is provided by the higher-layer business logic, as specified in section 2.2.8.1.1.1.
 - Set the connection state to Awaiting Abort Response.

3.3.4.9.3 Abort a Transaction Using CONNTYPE_TXUSER_IMPORT

The **application** MUST perform the following actions:

- If the **connection** state is not Transaction Import Successful:
 - Return a failure result to the higher-layer business logic.
- Otherwise:
 - Send a [TXUSER_IMPORT_MTAG_ABORT \(section 2.2.8.2.4.1\)](#) message using the [CONNTYPE_TXUSER_IMPORT \(section 2.2.8.2.4\)](#) connection:
 - The **guidReason** field MUST be set to the value that is provided by the higher-layer business logic, as specified in section 2.2.8.2.4.1.
 - Set the connection state to Awaiting Abort Response.

3.3.4.9.4 Abort a Transaction Using CONNTYPE_TXUSER_IMPORT2

The **application** MUST perform the following actions:

- If the **connection** state is not Transaction Import Successful:
 - Return a failure result to the higher-layer business logic.

- Otherwise:
 - Send a [TXUSER_IMPORT2_MTAG_ABORT \(section 2.2.8.2.2.5.1\)](#) message using the [CONNTYPE_TXUSER_IMPORT2 \(section 2.2.8.2.2.5\)](#) connection:
 - Set the connection state to Awaiting Abort Response.

3.3.4.9.5 Roll Back a Transaction Using CONNTYPE_TXUSER_PROMOTE

The **application** MUST perform the following actions:

- If the **connection** state is not Processing Transaction:
 - Return a failure result to the higher-layer business logic.
- Otherwise:
 - Send a [TXUSER_BEGIN2_MTAG_ABORT \(section 2.2.8.1.2.1\)](#) message using the [CONNTYPE_TXUSER_PROMOTE \(section 2.2.8.1.3\)](#) connection.
 - Set the connection state to Awaiting Abort Response.

3.3.4.10 Obtaining Extended Whereabouts Using CONNTYPE_TXUSER_EXTENDEDWHEREABOUTS

If the higher-layer business logic wants to obtain **extended whereabouts** for a **transaction manager**, the **application** MUST perform the following actions:

- Initiate a new [CONNTYPE_TXUSER_EXTENDEDWHEREABOUTS \(section 2.2.8.2.2.1\)](#) **connection** using the **Transaction Manager Name** field of the application.
- Send a [TXUSER_EXTENDEDWHEREABOUTS_MTAG_GET \(section 2.2.8.2.2.1.1\)](#) message using the connection.
- Set the connection state to Awaiting Get Response.

3.3.4.11 Obtaining the Security Configuration of the Transaction Manager Using CONNTYPE_TXUSER_GETSECURITYFLAGS

If the higher-layer business logic wants to obtain the security configuration of the **transaction manager**, the **application** MUST perform the following steps:

- Initiate a new [CONNTYPE_TXUSER_GETSECURITYFLAGS \(section 2.2.8.4.1\)](#) **connection** by using the **Transaction Manager Name** field of the application.
- Send a [TXUSER_GETSECURITYFLAGS_MTAG_GETSECURITYFLAGS \(section 2.2.8.4.1.2\)](#) message.
- Set the connection state to Awaiting Get Response.

3.3.4.11.1 Obtaining the Details for a Transaction

If the higher-layer business logic wants to obtain the details for a **transaction**, the **application** MUST perform the following steps:

- Initiate a new [CONNTYPE_TXUSER_GETTXDETAILS \(section 2.2.8.3.1\)](#) **connection** by using the **Transaction Manager Name** field of the application.
- Add the connection to the connection list of the transaction.
- Send a [TXUSER_GETTXDETAILS_MTAG_GET \(section 2.2.8.3.1.1\)](#) message using the connection:

- The **guidTx** field MUST be set to the provided **Transaction Object.Identifier**.
- Set the connection state to Awaiting Response.

3.3.4.12 Pulling a Transaction

If the higher-layer business logic wants to perform **pull propagation** of a **transaction** by using a [Propagation Token \(section 2.2.5.4\)](#) structure, the **application** MUST perform the following actions:

- Initiate a new [CONNTYPE_TXUSER_ASSOCIATE](#) **connection** using the **Transaction Manager Name** field of the application.
- Create a new transaction object that uses the **guidTx** field of the `Propagation_Token` as the **transaction identifier**.
- Add the connection to the connection list of the new transaction object.
- Set the **Connection-Specific Data** field of the connection to the new transaction object.
- Send a [TXUSER_ASSOCIATE_MTAG_ASSOCIATE](#) message using the connection:
 - The **guidTx** field MUST be set to the **guidTx** field of the `Propagation_Token`.
 - The **isoLevel** field MUST be set to the **isoLevel** field of the `Propagation_Token`.
 - The **isoFlags** field MUST be set to the **isoFlags** field of the `Propagation_Token`.
 - The **szDesc** field MUST be set to the **szDesc** field of the `Propagation_Token`.
 - The **SourceTmAddr** field in the message MUST be set from either an [OLETX_TM_ADDR](#) structure or a [NAMEOBJECTBLOB](#) structure, as specified in section [2.2.1.1.1](#):
 - If the **SourceTmAddr** field is an `OLETX_TM_ADDR` structure, the `OLETX_TM_ADDR` structure fields MUST be set as follows:
 - The **guidSignature** field MUST be set as specified in section 2.2.4.2.
 - The **guidEndpoint** field MUST be set to the `szGuid` field of the `NameObject` field within the `Propagation_Token`, converted from a string to a **GUID** as specified in [\[C706\]](#) appendix A.
 - The **grbComProtsSupported** field MUST be set to the `Propagation_Token`'s `NameObject` field's **grbComProtsSupported** field.
 - If the **dwVersionMax** field of the `Propagation_Token` is at least 2:
 - The **wszHostName** field MUST be set to the **Propagation_Token.NameObject.szHostName** field.
 - Otherwise:
 - The **wszHostName** field MUST be set to the **Propagation_Token.NameObject.szHostName** field, converted to little-endian UTF-16 encoding. This field MUST NOT contain a **Unicode** BOM character.
 - Otherwise, if the **SourceTmAddr** field is a `NAMEOBJECTBLOB` structure, the `NAMEOBJECTBLOB` structure fields MUST be set to the same values as the **NameObject** field of the `Propagation_Token`.
 - The **cbSourceTmAddr** field MUST be set as specified in section 2.2.8.2.1.1.1.

- Set the connection state to Awaiting Associate Response.

3.3.4.13 Push a Transaction Using an Existing Export Connection

If the higher-layer business logic decides to export a **transaction** by using an existing export **connection**, the **application** MUST perform the following actions:

- If the provided connection state is not Connection Active:
 - Return a failure result to the higher-layer business logic.
- Otherwise:
 - Send a [TXUSER_EXPORT_MTAG_EXPORT \(section 2.2.8.2.2.2.6\)](#) message using the provided connection:
 - The **guidTX** field MUST be set to the provided **Transaction Object.Identifier** field of the transaction object.
 - Set the connection state to Awaiting Export Response.

3.3.4.14 Obtaining a Transaction Cookie Using an Existing Export Connection

If the higher-layer business logic obtains a **transaction** cookie by using an existing export connection, the application MUST perform the following actions:

- If the provided connection state is not Connection Active:
 - Return a failure result to the higher-layer business logic.
- Otherwise:
 - If the provided transaction cookie size is equal to the size of **STxInfo** structure:
 - Create a new **STxInfo** structure.
 - The **guidSignature** field MUST be set as specified in section [2.2.4.2](#).
 - The **uowTx** field MUST be set to the **Transaction Object.Identifier** of the provided Transaction Object.
 - The **tmprotUsed** field MUST be set with the TM_PROTOCOL value specified in the whereabouts data of the export connection.
 - The **cbProtocolSpecificTxInfo** field MUST be set to zero.
 - Return the newly created **STxInfo** structure, the size of the **STxInfo** structure, and the success result to the higher-layer business logic.
 - Otherwise:
 - Return the **Transaction Object.Identifier** of the provided Transaction object, the size of GUID, and the success result to the higher-layer business logic.

3.3.4.15 Resolving a Transaction

If the higher-layer business logic determines that it needs to manually resolve the **outcome** of a **transaction**, the **application** MUST perform the following steps:

- If the transaction is not in either the [Failed to Notify \(section 3.2.1.3.13\)](#) or the [In Doubt \(section 3.2.1.3.12\)](#) state:
 - Return a failure result to the higher-layer business logic.
- Otherwise:
 - Initiate a new [CONNTYPE_TXUSER_RESOLVE \(section 2.2.8.3.2\)](#) **connection** using the **Transaction Manager Name** field of the application.
 - If the transaction is in the Failed to Notify (section 3.2.1.3.13) state:
 - Send a [TXUSER_RESOLVE_MTAG_FORGET_COMMITTED \(section 2.2.8.3.2.5\)](#) message using the connection:
 - The **guidTx** field MUST be set to the **Transaction Object.Identifier** of the provided transaction.
 - Set the connection state to [Awaiting Forget Response \(section 3.3.1.11.3\)](#).
 - Otherwise, if the transaction is in the In Doubt (section 3.2.1.3.12) state:
 - If the higher-layer business logic wants to manually resolve the transaction outcome as Commit:
 - Send a [TXUSER_RESOLVE_MTAG_CHILD_COMMIT \(section 2.2.8.3.2.3\)](#) message using the connection:
 - The **guidTx** field MUST be set to the **Transaction Object.Identifier** of the provided transaction.
 - Set the connection state to [Awaiting Commit Response \(section 3.3.1.1.4\)](#).
 - Otherwise, if the higher-layer business logic wants to manually resolve the transaction outcome as Abort:
 - Send a [TXUSER_RESOLVE_MTAG_CHILD_ABORT \(section 2.2.8.3.2.2\)](#) message using the connection:
 - The **guidTx** field MUST be set to the **Transaction Object.Identifier** of the provided transaction.
 - Set the connection state to [Awaiting Abort Response \(section 3.3.1.1.5\)](#).

3.3.5 Processing Events and Sequencing Rules

3.3.5.1 Transaction Initiation and Completion

3.3.5.1.1 CONNTYPE_TXUSER_BEGINNER as Initiator

For all messages that are received in this **connection type**, the **application** MUST process the message as specified in section [3.1](#). The application MUST also follow the processing rules that are specified in the following sections.

3.3.5.1.1.1 Receiving a TXUSER_BEGINNER_MTAG_BEGUN Message

When the **application** receives a [TXUSER_BEGINNER_MTAG_BEGUN](#) message, the application MUST perform the following actions:

- If the **connection** state is [Awaiting Begin Response](#):

- Set the connection state to Processing Transaction.
- Create a **transaction** object that is initialized as follows:
 - Set the transaction **Transaction Object.Identifier** field to the **guidTx** field from the message.
 - Set the transaction **Root** field to true.
- Add the connection to the connection list of the transaction.
- Set the **Connection-Specific Data** field of the connection to the transaction object.
- Return a success result and a reference to the transaction object to the higher-layer business logic.
- Otherwise, the message MUST be processed as an invalid message as specified in section [3.1.6](#).

3.3.5.1.1.2 Receiving a TXUSER_BEGINNER_MTAG_BEGIN_NO_MEM or TXUSER_BEGINNER_MTAG_BEGIN_LOG_FULL Message

When the **application** receives either of these messages, the application MUST perform the following actions:

- If the **connection** state is Awaiting Begin Response:
 - Return a failure result to the higher-layer business logic.
 - Set the connection state to Ended.
- Otherwise, the message MUST be processed as an invalid message as specified in section [3.1.6](#).

3.3.5.1.1.3 Receiving a TXUSER_BEGINNER_MTAG_REQUEST_COMPLETED Message

When the **application** receives a [TXUSER_BEGINNER_MTAG_REQUEST_COMPLETED](#) message, the application MUST perform the following actions:

- If the **connection** state is Awaiting Commit Response:
 - Return a Transaction Committed result to the higher-layer business logic.
 - Set the connection state to Ended.
- If the connection state is Awaiting Abort Response:
 - Return a Transaction Aborted result to the higher-layer business logic.
 - Set the connection state to Ended.
- Otherwise, the message MUST be processed as an invalid message as specified in section [3.1.6](#).

3.3.5.1.1.4 Receiving a TXUSER_BEGINNER_MTAG_COMMIT_TOO_LATE Message

When the **application** receives a [TXUSER_BEGINNER_MTAG_COMMIT_TOO_LATE](#) message, the application MUST perform the following actions:

- If the **connection** state is Awaiting Commit Response:
 - Return a Transaction Aborted result to the higher-layer business logic.
 - Set the connection state to Ended.

- Otherwise, the message MUST be processed as an invalid message as specified in section [3.1.6](#).

3.3.5.1.1.5 Receiving a TXUSER_BEGINNER_MTAG_COMMIT_INDOUBT Message

When the **application** receives a [TXUSER_BEGINNER_MTAG_COMMIT_INDOUBT \(section 2.2.8.1.1.7\)](#) message, the application MUST perform the following actions:

- If the **connection** state is Awaiting Commit Response:
 - Return a **transaction In Doubt (section 3.2.1.3.12)** result to the higher-layer business logic.
 - Set the connection state to Ended.
- Otherwise, the message MUST be processed as an invalid message as specified in section [3.1.6](#).

3.3.5.1.1.6 Connection Disconnected

When a [CONNTYPE_TXUSER_BEGINNER \(section 2.2.8.1.1\)](#) **connection** is disconnected, the **application** MUST perform the following actions:

- If the connection state is Awaiting Begin Response:
 - Return a failure result to the higher-layer business logic.
- If the connection state is Awaiting Abort Response:
 - Return a **transaction aborted** result to the higher-layer business logic.
- If the connection state is Awaiting Commit Response:
 - Return a transaction [In Doubt \(section 3.2.1.3.12\)](#) result to the higher-layer business logic.
- Otherwise, the event MUST be processed as specified in section [3.1.8.3](#).

3.3.5.1.2 CONNTYPE_TXUSER_BEGIN2 as Initiator

For all messages that are received in this **connection type**, the **application** MUST process the message as specified in section [3.1](#). The application MUST also follow the processing rules that are specified in the following sections.

3.3.5.1.2.1 Receiving a TXUSER_BEGIN2_MTAG_SINK_BEGUN Message

When the **application** receives a [TXUSER_BEGIN2_MTAG_SINK_BEGUN](#) message, the application MUST perform the following actions:

- If the **connection** state is Awaiting Begin Response, the application MUST:
 - Set the connection state to Processing Transaction.
 - Create a **transaction** object that is initialized as follows:
 - Set the transaction **Transaction Object.Identifier** field to the **guidTx** field from the message.
 - Set the transaction **Root** field to true.
 - Add the connection to the transaction connection list.
 - Set the transaction field of the connection to the transaction.

- Return a success result and a reference to the transaction object to the higher-layer business logic.
- Otherwise, the message MUST be processed as an invalid message as specified in section [3.1.6](#).

3.3.5.1.2.2 Receiving a TXUSER_SETTXTIMEOUT_MTAG_REQUEST_COMPLETE Message

When the **application** receives a [TXUSER_SETTXTIMEOUT_MTAG_REQUEST_COMPLETE](#) message, the application MUST perform the following actions:

- If the **connection** state is Awaiting Set Timeout Response, the application MUST:
 - Set the connection state to Processing Transaction.
 - Return a success result to the higher-layer business logic.
- Otherwise, the message MUST be processed as an invalid message as specified in section [3.1.6](#).

3.3.5.1.2.3 Receiving a TXUSER_SETTXTIMEOUT_MTAG_TOO_LATE Message

When the **application** receives a [TXUSER_SETTXTIMEOUT_MTAG_TOO_LATE](#) message, the application MUST perform the following actions:

- If the **connection** state is Awaiting Set Timeout Response, the application MUST:
 - Set the connection state to Processing Transaction.
 - Return a failure result to the higher-layer business logic.
- Otherwise, the message MUST be processed as an invalid message as specified in section [3.1.6](#).

3.3.5.1.2.4 Receiving a TXUSER_SETTXTIMEOUT_MTAG_TX_NOT_FOUND Message

When the application receives a [TXUSER_SETTXTIMEOUT_MTAG_TX_NOT_FOUND \(section 2.2.8.3.3.1\)](#) message, the application MUST perform the following actions:

- If the connection state is [Awaiting Set Timeout Response \(section 3.3.1.2.4\)](#), the application MUST:
 - Set the connection state to [Processing Transaction \(section 3.3.1.2.3\)](#).
 - Return a failure result to the higher-layer business logic.
- Otherwise, the message MUST be processed as an invalid message, as specified in section [3.1.6](#).

3.3.5.1.2.5 Receiving a TXUSER_BEGIN2_MTAG_SINK_ERROR Message

When the **application** receives a [TXUSER_BEGIN2_MTAG_SINK_ERROR](#) message, the application MUST perform the following actions:

- If the **connection** state is Awaiting Begin Response:
 - If the **Error** field in the message is set to TRUN_TXBEGIN_ERROR_NO_MEM or TRUN_TXBEGIN_ERROR_BEGIN_LOG_FULL or TRUN_TXBEGIN_ERROR_DUPLICATE_GUID:
 - Return a failure result to the higher-layer business logic.
 - Set the connection state to Ended.

- Otherwise, the message MUST be processed as an invalid message as specified in section [3.1.6](#).
- If the connection state is [Processing Transaction \(section 3.3.1.2.3\)](#):
 - If the **Error** field of the message is set to TRUN_TXBEGIN_ERROR_NOTIFY_ABORTED:
 - Return a **transaction** aborted result to the higher-layer business logic.
 - Set the connection state to Ended.
 - Otherwise, the message MUST be processed as an invalid message as specified in section 3.1.6.
- If the connection state is Awaiting Commit Response:
 - If the **Error** field in the message is set to TRUN_TXBEGIN_ERROR_NOTIFY_COMMITTED or TRUN_TXBEGIN_ERROR_NOTIFY_ABORTED or TRUN_TXBEGIN_ERROR_NOTIFY_INDOUBT:
 - Return the corresponding transaction **outcome** as a result to the higher-layer business logic.
 - Set the connection state to Ended.
 - Otherwise, the message MUST be processed as an invalid message as specified in section 3.1.6.
- If the connection state is Awaiting Abort Response:
 - If the **Error** field of the message is set to TRUN_TXBEGIN_ERROR_NOTIFY_ABORTED:
 - Return a transaction aborted result to the higher-layer business logic.
 - Set the connection state to Ended.
 - Otherwise, the message MUST be processed as an invalid message as specified in section 3.1.6.
- If the Connection state is Awaiting Set Timeout Response:
 - If the **Error** field of the message is set to TRUN_TXBEGIN_ERROR_NOTIFY_ABORTED:
 - Return a Transaction Aborted result to the higher-layer business logic.
 - Set the connection state to Ended.
 - Otherwise, the message MUST be processed as an invalid message as specified in section 3.1.6.
- Otherwise, the message MUST be processed as an invalid message as specified in section 3.1.6.

3.3.5.1.2.6 Connection Disconnected

When a [CONNTYPE_TXUSER_BEGIN2 connection](#) is disconnected, the **application** MUST perform the following actions:

- If the connection state is Awaiting Begin Response:
 - Return a failure result to the higher-layer business logic.
- If the connection state is Awaiting Set Timeout Response, Processing Transaction, or Awaiting Abort Response:

- Return a **transaction** aborted result to the higher-layer business logic.
- If the connection state is Awaiting Commit Response:
 - Return a transaction [In Doubt \(section 3.2.1.3.12\)](#) result to the higher-layer business logic.
- Otherwise, the event MUST be processed as specified in section [3.1.8.3](#).

3.3.5.1.3 CONNTYPE_TXUSER_PROMOTE as Initiator

Unless stated otherwise in this section, the [CONNTYPE_TXUSER_PROMOTE \(section 2.2.8.1.3\)](#) **connection type** that is acting as an **initiator** MUST follow the same message processing rules as the [CONNTYPE_TXUSER_BEGIN2 \(section 2.2.8.1.2\)](#) connection type that is acting as an initiator, as specified in [CONNTYPE_TXUSER_BEGIN2 as Initiator \(section 3.3.5.1.2\)](#).

3.3.5.1.3.1 Receiving a TXUSER_BEGIN2_MTAG_SINK_BEGUN Message

When the application receives a TXUSER_BEGIN2_MTAG_SINK_BEGUN message, the application MUST perform the following actions:

- If the connection state is [Awaiting Promote Response \(section 3.3.1.3.2\)](#), the application MUST:
 - Set the connection state to [Processing Transaction \(section 3.3.1.3.3\)](#).
 - Create a **transaction** object that is initialized as follows:
 - Set the transaction **Transaction Object.Identifier** field to the **guidTx** field from the message. The **guidTx** MUST be the same value as the **guidTx** field in [TXUSER_BEGINNER_MTAG_PROMOTE \(section 2.2.8.1.3.1\)](#) message that was sent to the **transaction manager**.
 - Set the transaction **Root** field to true.
 - Add the connection to the transaction connection list.
 - Set the transaction field of the connection to the transaction.
 - Return a success result and a reference to the transaction object to the higher-layer business logic.
- Otherwise, the message MUST be processed as an invalid message as specified in section [3.1.6](#).

3.3.5.1.3.2 Receiving a TXUSER_BEGIN2_MTAG_SINK_ERROR Message

When the **application** receives a TXUSER_BEGIN2_MTAG_SINK_ERROR message, the application MUST perform the following actions:

- If the **connection** state is [Awaiting Promote Response \(section 3.3.1.3.2\)](#):
 - If the **Error** field in the message is set to **TRUN_TXBEGIN_ERROR_NO_MEM** or **TRUN_TXBEGIN_ERROR_BEGIN_LOG_FULL** or **TRUN_TXBEGIN_ERROR_DUPLICATE_GUID**:
 - Return a failure result to the higher-layer business logic.
 - Set the connection state to [Ended \(section 3.3.1.3.7\)](#).
 - Otherwise, the message MUST be processed as an invalid message as specified in section [3.1.6](#).
- Otherwise,

- The application MUST follow the same message processing rules as the CONNTYPE_TXUSER_BEGIN2 connection type acting as an acceptor as specified in [Receiving a TXUSER_BEGIN2_MTAG_SINK_ERROR Message \(section 3.3.5.1.2.5\)](#).

3.3.5.2 Transaction Propagation

3.3.5.2.1 Pull Propagation

3.3.5.2.1.1 CONNTYPE_TXUSER_ASSOCIATE as Initiator

For all messages that are received in this **connection type**, the **application** MUST process the messages as specified in section [3.1](#).

The application MUST also follow the processing rules that are specified in the following sections.

3.3.5.2.1.1.1 Receiving a TXUSER_ASSOCIATE_MTAG_ASSOCIATED Message

When the **application** receives a [TXUSER_ASSOCIATE_MTAG_ASSOCIATED](#) message, the application MUST perform the following actions:

- If the **connection** state is Awaiting Associate Response, the application MUST:
 - Set the connection state to [Active \(section 3.3.1.4.3\)](#).
 - Return a success result and a reference to the **transaction** object that is referenced by this connection's Connection-Specific Data field to the higher-layer business logic.
- Otherwise, the message MUST be processed as an invalid message as specified in section [3.1.6](#).

3.3.5.2.1.1.2 Receiving Other TXUSER_ASSOCIATE_MTAG Messages

When the **application** receives one of these messages:

- [TXUSER_ASSOCIATE_MTAG_TX_NOT_FOUND](#)
- [TXUSER_ASSOCIATE_MTAG_TOO_LATE](#)
- [TXUSER_ASSOCIATE_MTAG_CREATE_BAD_TMADDR](#)
- [TXUSER_ASSOCIATE_MTAG_LOG_FULL_LOCAL](#)
- [TXUSER_ASSOCIATE_MTAG_NO_MEM_LOCAL](#)
- [TXUSER_ASSOCIATE_MTAG_LOG_FULL_REMOTE](#)
- [TXUSER_ASSOCIATE_MTAG_NO_MEM_REMOTE](#)
- [TXUSER_ASSOCIATE_MTAG_TOO_MANY_REMOTE](#)
- [TXUSER_ASSOCIATE_MTAG_TOO_MANY_LOCAL](#)

the application MUST perform the following actions:

- If the **connection** state is Awaiting Associate Response:
 - Set the connection state to Ended.
 - Return a failure result to the higher-layer business logic.
- Otherwise, the message MUST be processed as an invalid message as specified in section [3.1.6](#).

3.3.5.2.1.1.3 Receiving a TXUSER_IMPORT2_MTAG_SINK_ERROR Message

When the application receives a TXUSER_IMPORT2_MTAG_SINK_ERROR message, the application MUST perform the following actions:

- If the connection state is Active:
 - If the **Error** field in the message is set to TRUN_TXBEGIN_ERROR_NOTIFY_COMMITTED, TRUN_TXBEGIN_ERROR_NOTIFY_ABORTED, or TRUN_TXBEGIN_ERROR_NOTIFY_INDOUBT:
 - Notify the higher-layer business logic of the outcome of the **transaction**.
 - Set the connection state to Ended.
 - Otherwise, the message MUST be processed as an invalid message as specified in section [3.1.6](#).
- Otherwise, the message MUST be processed as an invalid message as specified in section 3.1.6.

3.3.5.2.1.1.4 Connection Disconnected

When a [CONNTYPE_TXUSER_ASSOCIATE \(section 2.2.8.2.1.1\)](#) **connection** is disconnected, the **application** MUST perform the following actions:

- If the connection state is Awaiting Associate Response:
 - Return a failure result to the higher-layer business logic.
- Otherwise, the event MUST be processed as specified in section [3.1.8.3](#).

3.3.5.2.2 Push Propagation

3.3.5.2.2.1 CONNTYPE_TXUSER_EXTENDEDWHEREABOUTS as Initiator

For all messages that are received in this **connection type**, the **application** MUST process the message as specified in section [3.1](#). The application MUST also follow the processing rules as specified in the following sections.

3.3.5.2.2.1.1 Receiving a TXUSER_EXTENDEDWHEREABOUTS_MTAG_GOT Message

When the **application** receives a [TXUSER_EXTENDEDWHEREABOUTS_MTAG_GOT](#) message, the application MUST perform the following actions:

- If the **connection** state is Awaiting Get Response:
 - Create a new [SWhereabouts](#) structure.
 - Set the **guidSignature** field to the GUID value {2adb4462-bd41-11d0-b12e-00c04fc2f3ef}.
 - Set the **cTmToTmProtocols** field to the **dwProtocolCount** field of the message.
 - Set the **rgtmprotUsableList** field to the **rgtmprotUsableList** field of the message.
 - Return a success result and the new SWhereabouts structure to the higher-layer business logic.
 - Set the connection state to Ended.
- Otherwise, the message MUST be processed as an invalid message as specified in section [3.1.6](#).

3.3.5.2.2.1.2 Receiving a TXUSER_EXTENDEDWHEREABOUTS_MTAG_NOMEM Message

When the **application** receives a [TXUSER_EXTENDEDWHEREABOUTS_MTAG_NOMEM](#) message, the application MUST perform the following actions:

- If the **connection** state is Awaiting Get Response:
 - Return a failure result to the higher-layer business logic.
 - Set the connection state to Ended.
- Otherwise, the message MUST be processed as an invalid message as specified in section [3.1.6](#).

3.3.5.2.2.1.3 CONNTYPE_TXUSER_EXTENDEDWHEREABOUTS Connection Disconnected

When a [CONNTYPE_TXUSER_EXTENDEDWHEREABOUTS \(section 2.2.8.2.2.1\)](#) **connection** is disconnected, the **application** MUST perform the following actions:

- If the connection state is Awaiting Get Response:
 - Return a failure result to the higher-layer business logic.
- Otherwise, the event MUST be processed as specified in section [3.1.8.3](#).

3.3.5.2.2.2 CONNTYPE_TXUSER_EXPORT as Initiator

For all messages that are received in this **connection type**, the **application** MUST process the message as specified in section [3.1](#). The application MUST also follow the processing rules as specified in the following sections.

3.3.5.2.2.2.1 Receiving a TXUSER_EXPORT_MTAG_CREATED Message

When the **application** receives a [TXUSER_EXPORT_MTAG_CREATED](#) message, the application MUST perform the following actions:

- If the **connection** state is Awaiting Create Response:
 - Set the connection state to Connection Active.
 - Return a success result to the higher-layer business logic.
- Otherwise, the message MUST be processed as an invalid message as specified in section [3.1.6](#).

3.3.5.2.2.2.2 Receiving a TXUSER_EXPORT_MTAG_CREATE_BAD_TMADDR or TXUSER_EXPORT_MTAG_CREATE_NET_TX_DISABLED Message

When the **application** receives one of these messages, the application MUST perform the following actions:

- If the **connection** state is Awaiting Create Response:
 - Return a failure result to the higher-layer business logic.
 - Set the connection state to Ended.
- Otherwise, the message MUST be processed as an invalid message as specified in section [3.1.6](#).

3.3.5.2.2.2.3 Receiving a TXUSER_EXPORT_MTAG_EXPORTED Message

When the **application** receives a TXUSER_EXPORT_MTAG_EXPORTED message, the application MUST perform the following actions:

- If the **connection** state is Awaiting Export Response:
 - Set the connection state to Connection Active.
 - Return a success result to the higher-layer business logic.
 - If the application uses [OLETX_TM_ADDR \(section 2.2.1.1.1\)](#) for creating an Export Connection:
 - Compute the size of **STxInfo** structure in bytes and return the size of the **STxInfo** structure to the higher-layer business logic.
 - Otherwise:
 - Compute the size of GUID in bytes and return the size of the GUID to the higher-layer business logic.
- Otherwise, the message MUST be processed as an invalid message as specified in section [3.1.6](#).

3.3.5.2.2.2.4 Receiving a TXUSER_EXPORT_MTAG_EXPORT_LOG_FULL, TXUSER_EXPORT_MTAG_EXPORT_NO_MEM, TXUSER_EXPORT_MTAG_EXPORT_TOO_LATE, TXUSER_EXPORT_MTAG_EXPORT_TOO_MANY, or TXUSER_EXPORT_MTAG_EXPORT_NOT_FOUND Message

When the **application** receives one of these messages, the application MUST perform the following actions:

- If the **connection** state is Awaiting Export Response, the application MUST:
 - Set the connection state to Connection Active.
 - Return a failure result to the higher-layer business logic.
- Otherwise, the message MUST be processed as an invalid message as specified in section [3.1.6](#).

3.3.5.2.2.2.5 CONNTYPE_TXUSER_EXPORT Connection Disconnected

When a [CONNTYPE_TXUSER_EXPORT \(section 2.2.8.2.2.2\)](#) **connection** is disconnected, the **application** MUST perform the following additional actions:

- If the connection state is Awaiting Create Response or Awaiting Export Response:
 - Return a failure result to the higher-layer business logic.
- Otherwise, the event MUST be processed as specified in section [3.1.8.3](#).

3.3.5.2.2.3 CONNTYPE_TXUSER_EXPORT2 as Initiator

For all messages that are received in this **connection type**, the **application** MUST process the message as specified in section [3.1](#). The application MUST also follow the processing rules as specified in the following sections.

3.3.5.2.2.3.1 Receiving a TXUSER_EXPORT_MTAG_CREATED Message

When the **application** receives a [TXUSER_EXPORT_MTAG_CREATED](#) message, the application MUST perform the actions specified in section [3.3.5.2.2.2.1](#).

3.3.5.2.2.3.2 Receiving a TXUSER_EXPORT_MTAG_CREATE_BAD_TMADDR or TXUSER_EXPORT_MTAG_CREATE_NET_TX_DISABLED Message

When the **application** receives one of these messages, the application MUST perform the actions specified in section [3.3.5.2.2.2.2](#).

3.3.5.2.2.3.3 Receiving a TXUSER_EXPORT_MTAG_EXPORTED Message

When the **application** receives one of these messages, the application MUST perform the actions specified in section [3.3.5.2.2.2.3](#).

3.3.5.2.2.3.4 Receiving a TXUSER_EXPORT_MTAG_EXPORT_LOG_FULL, TXUSER_EXPORT_MTAG_EXPORT_NO_MEM, TXUSER_EXPORT_MTAG_EXPORT_TOO_LATE, TXUSER_EXPORT_MTAG_EXPORT_TOO_MANY, TXUSER_EXPORT_MTAG_EXPORT_NOT_FOUND, or TXUSER_EXPORT_MTAG_EXPORT_COMM_FAILED Message

When the **application** receives one of these messages, the application MUST perform the actions specified in section [3.3.5.2.2.2.4](#).

3.3.5.2.2.3.5 CONNTYPE_TXUSER_EXPORT2 Connection Disconnected

When a [CONNTYPE_TXUSER_EXPORT2 \(section 2.2.8.2.2.3\)](#) **connection** is disconnected, the **application** MUST perform the following additional actions:

- If the connection state is Awaiting Create Response or Awaiting Export Response:
 - Return a failure result to the higher-layer business logic.
- Otherwise, the event MUST be processed as specified in section [3.1.8.3](#).

3.3.5.2.2.4 CONNTYPE_TXUSER_IMPORT as Initiator

For all messages that are received in this **connection type**, the **application** MUST process the messages as specified in section [3.1](#). The application MUST also follow the processing rules as specified in the following sections.

3.3.5.2.2.4.1 Receiving a TXUSER_IMPORT_MTAG_IMPORTED Message

When the **application** receives a [TXUSER_IMPORT_MTAG_IMPORTED](#) message, the application MUST perform the following actions:

- If the **connection** state is Awaiting Import Response:
 - Set the connection state to Transaction Import Successful.
 - Return a success result and a reference to the **transaction** object to the higher-layer business logic.
- Otherwise, the message MUST be processed as an invalid message as specified in section [3.1.6](#).

3.3.5.2.2.4.2 Receiving a TXUSER_IMPORT_MTAG_IMPORT_TX_NOT_FOUND Message

When the **application** receives a [TXUSER_IMPORT_MTAG_IMPORT_TX_NOT_FOUND](#) message, the application MUST perform the following actions:

- If the **connection** state is Awaiting Import Response:

- Set the connection state to Ended.
- Return a failure result to the higher-layer business logic.
- Otherwise, the message MUST be processed as an invalid message as specified in section [3.1.6](#).

3.3.5.2.2.4.3 Receiving a TXUSER_IMPORT_MTAG_ABORT_TOO_LATE Message.

When the **application** receives a [TXUSER_IMPORT_MTAG_IMPORT_TOO_LATE](#) message, the application MUST perform the following actions:

- If the **connection** state is Awaiting Abort Response:
 - Set the connection state to Ended.
 - Return a failure result to the higher-layer business logic.
- Otherwise, the message MUST be processed as an invalid message as specified in section [3.1.6](#).

3.3.5.2.2.4.4 Receiving a TXUSER_IMPORT_MTAG_REQUEST_COMPLETED Message

When the **application** receives a [TXUSER_IMPORT_MTAG_REQUEST_COMPLETED](#) message, the application MUST perform the following actions:

- If the **connection** state is Awaiting Abort Response:
 - Set the connection state to Ended.
 - Return a success result to the higher-layer business logic.
- Otherwise, the message MUST be processed as an invalid message as specified in section [3.1.6](#).

3.3.5.2.2.4.5 Connection Disconnected

When a [CONNTYPE_TXUSER_IMPORT \(section 2.2.8.2.2.4\)](#) **connection** is disconnected, the **application** MUST perform the following actions:

- If the connection state is Awaiting Import Response or Awaiting Abort Response:
 - Return a failure result to the higher-layer business logic.
- Otherwise, the event MUST be processed as specified in section [3.1.8.3](#).

3.3.5.2.2.5 CONNTYPE_TXUSER_IMPORT2 as Initiator

For all messages that are received in this **connection type**, the **application** MUST process the messages as specified in section [3.1](#). The application MUST also follow the processing rules as specified in the following sections.

3.3.5.2.2.5.1 Receiving a TXUSER_IMPORT2_MTAG_SINK_IMPORTED Message

When the **application** receives a [TXUSER_IMPORT2_MTAG_SINK_IMPORTED](#) message, the application MUST perform the following actions:

- If the **connection** state is Awaiting Import Response:
 - Set the connection state to Transaction Import Successful.
 - Return a success result and a reference to the **transaction** object to the higher-layer business logic.

- Otherwise, the message MUST be processed as an invalid message as specified in section [3.1.6](#).

3.3.5.2.2.5.2 Receiving a TXUSER_IMPORT2_MTAG_SINK_ERROR Message

When the **application** receives a [TXUSER_IMPORT2_MTAG_SINK_ERROR](#) message, the application MUST perform the following actions:

- If the **connection** state is Awaiting Import Response:
 - If the **Error** field in the message is set to TRUN_TXIMPORT_ERROR_IMPORT_TX_NOT_FOUND:
 - Return a failure result to the higher-layer business logic.
 - Set the connection state to Ended.
 - Otherwise, the message MUST be processed as an invalid message as specified in section [3.1.6](#).
- If the connection state is Awaiting Abort Response:
 - If the **Error** field in the message is set to TRUN_TXIMPORT_ERROR_IMPORT_TX_NOT_FOUND:
 - Return a failure result to the higher-layer business logic.
 - Set the connection state to Ended.
 - Otherwise, if the **Error** field in the message is set to TRUN_TXBEGIN_ERROR_NOTIFY_ABORTED, TRUN_TXBEGIN_ERROR_NOTIFY_COMMITTED, or TRUN_TXBEGIN_ERROR_NOTIFY_INDOUBT:
 - Return the respective **transaction outcome** as a result to the higher-layer business logic.
 - Set the connection state to Ended.
 - Otherwise, the message MUST be processed as an invalid message as specified in section [3.1.6](#).
- If the connection state is Transaction Import Successful:
 - If the **Error** field in the message is set to TRUN_TXBEGIN_ERROR_NOTIFY_COMMITTED, TRUN_TXBEGIN_ERROR_NOTIFY_ABORTED, or TRUN_TXBEGIN_ERROR_NOTIFY_INDOUBT:
 - Notify the higher-layer business logic of the outcome of the transaction.
 - Set the connection state to Ended.
 - Otherwise, the message MUST be processed as an invalid message as specified in section [3.1.6](#).
- Otherwise, the message MUST be processed as an invalid message as specified in section [3.1.6](#).

3.3.5.2.2.5.3 CONNTYPE_TXUSER_IMPORT2 Connection Disconnected

When a [CONNTYPE_TXUSER_IMPORT2 \(section 2.2.8.2.2.5\)](#) **connection** is disconnected, the **application** MUST perform the following actions:

- If the connection state is Awaiting Import Response or Awaiting Abort Response:
 - Return a failure result to the higher-layer business logic.

- Otherwise, the event MUST be processed as specified in section [3.1.8.3](#).

3.3.5.3 Transaction Administration

3.3.5.3.1 CONNTYPE_TXUSER_GETTXDETAILS as Initiator

For all messages that are received in this **connection type**, the **application** MUST process the message as specified in section [3.1](#). The application MUST also follow the processing rules as specified in the following sections.

3.3.5.3.1.1 Receiving a TXUSER_GETTXDETAILS_MTAG_GOTIT Message

When the **application** receives a [TXUSER_GETTXDETAILS_MTAG_GOTIT](#) message, the application MUST perform the following actions:

- If the **connection** state is Awaiting Response:
 - Return a success result to the higher-layer business logic, including the details that are provided in the following message fields:
 - The **vszSuperiorName** field
 - The **vszSuperiorID** field
 - The **ISubordinateCount** field
 - The **rgSubordinates** field
 - Set the connection state to Ended.
- Otherwise, the message MUST be processed as an invalid message as specified in section [3.1.6](#).

3.3.5.3.1.2 Receiving a TXUSER_GETTXDETAILS_MTAG_TX_NOT_FOUND Message

When the **application** receives a [TXUSER_GETTXDETAILS_MTAG_TX_NOT_FOUND](#) message, the application MUST perform the following actions:

- If the **connection** state is Awaiting Response:
 - Return a failure result to the higher-layer business logic.
 - Set the connection state to Ended.
- Otherwise, the message MUST be processed as an invalid message as specified in section [3.1.6](#).

3.3.5.3.1.3 CONNTYPE_TXUSER_GETTXDETAILS Connection Disconnected

When a [CONNTYPE_TXUSER_GETTXDETAILS \(section 2.2.8.3.1\)](#) **connection** is disconnected, the **application** MUST perform the following actions:

- If the connection state is Awaiting Response:
 - Return a failure result to the higher-layer business logic.
- Otherwise, the event MUST be processed as specified in section [3.1.8.3](#).

3.3.5.3.2 CONNTYPE_TXUSER_RESOLVE as Initiator

For all messages that are received in this **connection type**, the **application** MUST process the message as specified in section [3.1.1](#). The application MUST also follow the processing rules as specified in the following sections.

3.3.5.3.2.1 Receiving a TXUSER_RESOLVE_MTAG_REQUEST_COMPLETE Message

When the **application** receives a [TXUSER_RESOLVE_MTAG_REQUEST_COMPLETE](#) message, the application MUST perform the following actions:

- If the **connection** state is Awaiting Abort Response, Awaiting Commit Response, or Awaiting Forget Response:
 - Return a success result to the higher-layer business logic.
 - Set the connection state to Ended.
- Otherwise, the message MUST be processed as an invalid message as specified in section [3.1.6](#)

3.3.5.3.2.2 Receiving a TXUSER_RESOLVE_MTAG_ACCESSDENIED or TXUSER_RESOLVE_MTAG_TX_NOT_FOUND Message

When the **application** receives one of these messages, the application MUST perform the following actions:

- If the **connection** state is Awaiting Abort Response, Awaiting Commit Response, or Awaiting Forget Response:
 - Return a failure result to the higher-layer business logic.
 - Set the connection state to Ended.
- Otherwise, the message MUST be processed as an invalid message as specified in section [3.1.6](#)

3.3.5.3.2.3 Receiving a TXUSER_RESOLVE_MTAG_CHILD_NOT_PREPARED or TXUSER_RESOLVE_MTAG_NOT_CHILD Message

When the **application** receives a [TXUSER_RESOLVE_MTAG_CHILD_NOT_PREPARED](#) or [TXUSER_RESOLVE_MTAG_NOT_CHILD](#) message, the application MUST perform the following actions:

- If the **connection** state is Awaiting Abort Response or Awaiting Commit Response:
 - Return a failure result to the higher-layer business logic.
 - Set the connection state to Ended.
- Otherwise, the message MUST be processed as an invalid message as specified in section [3.1.6](#).

3.3.5.3.2.4 Receiving a TXUSER_RESOLVE_MTAG_FORGET_TX_NOT_COMMITTED Message

When the **application** receives a [TXUSER_RESOLVE_MTAG_FORGET_TX_NOT_COMMITTED](#) message, the application MUST perform the following actions:

- If the **connection** state is Awaiting Forget Response:
 - Return a failure result to the higher-layer business logic.
 - Set the connection state to Ended.
- Otherwise, the message MUST be processed as an invalid message as specified in section [3.1.6](#)

3.3.5.3.2.5 Connection Disconnected

When a [CONNTYPE_TXUSER_RESOLVE connection](#) is disconnected, the **application** MUST perform the following actions:

- If the connection state is Awaiting Abort Response, Awaiting Commit Response, or Awaiting Forget Response:
 - Return a failure result to the higher-layer business logic.
- Otherwise, the event MUST be processed as specified in section [3.1.8.3](#).

3.3.5.3.3 CONNTYPE_TXUSER_SETTXTIMEOUT as Initiator

For all messages that are received in this **connection type**, the **application** MUST process the message as specified in section [3.1](#). The application MUST also follow the processing rules as specified in the following sections.

3.3.5.3.3.1 Receiving a TXUSER_SETTXTIMEOUT_MTAG_REQUEST_COMPLETE Message

When the **application** receives a [TXUSER_SETTXTIMEOUT_MTAG_REQUEST_COMPLETE](#) message, the application MUST perform the following actions:

- If the **connection** state is Awaiting Set Timeout Response:
 - Return a success result to the higher-layer business logic.
 - Set the connection state to Ended.
- Otherwise, the message MUST be processed as an invalid message as specified in section [3.1.6](#).

3.3.5.3.3.2 Receiving a TXUSER_SETTXTIMEOUT_MTAG_TOO_LATE or TXUSER_SETTXTIMEOUT_MTAG_TX_NOT_FOUND Message

When the **application** receives a [TXUSER_SETTXTIMEOUT_MTAG_TOO_LATE](#) or [TXUSER_SETTXTIMEOUT_MTAG_TX_NOT_FOUND](#) message, the application MUST perform the following actions:

- If the **connection** state is Awaiting Set Timeout Response:
 - Return a failure result to the higher-layer business logic.
 - Set the connection state to Ended.
- Otherwise, the message MUST be processed as an invalid message as specified in section [3.1.6](#).

3.3.5.3.3.3 Connection Disconnected

When a [CONNTYPE_TXUSER_SETTXTIMEOUT connection](#) is disconnected, the **application** MUST perform the following actions:

- If the connection state is Awaiting Set Timeout Response:
 - Return a failure result to the higher-layer business logic.
- Otherwise, the event MUST be processed as specified in section [3.1.8.3](#).

3.3.5.3.4 CONNTYPE_TXUSER_SETTXTIMEOUT2 as Initiator

For all messages that are received in this **connection type**, the **application** MUST process the message as specified in section [3.1](#). The application MUST also follow the processing rules as specified in the following sections.

3.3.5.3.4.1 Receiving a TXUSER_SETTXTIMEOUT_MTAG_TX_NOT_FOUND Message

When the **application** receives a [TXUSER_SETTXTIMEOUT_MTAG_TX_NOT_FOUND \(section 2.2.8.3.3.1\)](#) message, the application MUST perform the following actions:

- If the **connection** state is Awaiting Set Timeout Response:
 - Find an instance of a [CONNTYPE_TXUSER_BEGIN2 \(section 2.2.8.1.2\)](#) or [CONNTYPE_TXUSER_PROMOTE \(section 2.2.8.1.3\)](#) connection in the **transaction** connection list. This connection is referred to as the beginner connection.
 - If a beginner connection is not found:
 - The application MUST return a failure result to the higher-layer business logic.
 - Otherwise, if the beginner connection state is not Awaiting Set Timeout Response:
 - The application MUST return a failure result to the higher-layer business logic.
 - Otherwise:
 - Set the beginner connection state to Processing Transaction.
 - The application MUST return a failure result to the higher-layer business logic.
 - Set the [CONNTYPE_TXUSER_SETTXTIMEOUT2 \(section 2.2.8.3.4\)](#) connection state to Ended.
- Otherwise, the message MUST be processed as an invalid message as specified in section [3.1.6](#).

3.3.5.3.4.2 Connection Disconnected

When a [CONNTYPE_TXUSER_SETTXTIMEOUT2](#) **connection** is disconnected, the **application** MUST perform the following actions:

- If the connection state is Awaiting Set Timeout Response:
 - Return a failure result to the higher-layer business logic.
- Otherwise, the event MUST be processed as specified in section [3.1.8.3](#)

3.3.5.3.5 CONNTYPE_TXUSER_TRACE as Initiator

For all messages that are received in this **connection type**, the **application** MUST process the message as specified in section [3.1](#). The application MUST also follow the processing rules as specified in the following sections.

3.3.5.3.5.1 Receiving a TXUSER_TRACE_MTAG_REQUEST_COMPLETE Message

When the **application** receives a [TXUSER_TRACE_MTAG_REQUEST_COMPLETE \(section 2.2.8.3.5.2\)](#) message, the application MUST perform the following actions:

- If the **connection** state is Awaiting Trace Response:
 - Return a success result to the higher-layer business logic.
 - Set the connection state to Ended.

- Otherwise, the message MUST be processed as an invalid message as specified in section [3.1.6](#).

3.3.5.3.5.2 Receiving a TXUSER_TRACE_MTAG_REQUEST_FAILED or TXUSER_TRACE_MTAG_TX_NOT_FOUND Message

When the **application** receives one of these messages, the application MUST perform the following actions:

- If the **connection** state is Awaiting Trace Response:
 - Return a failure result to the higher-layer business logic.
 - Set the connection state to Ended.
- Otherwise, the message MUST be processed as an invalid message as specified in section [3.1.6](#).

3.3.5.3.5.3 Connection Disconnected

When a [CONNTYPE_TXUSER_TRACE \(section 2.2.8.3.5\)](#) **connection** is disconnected, the **application** MUST perform the following actions:

- If the connection state is Awaiting Trace Response:
 - Return a failure result to the higher-layer business logic.
- Otherwise, the event MUST be processed as specified in section [3.1.8.3](#).

3.3.5.4 Transaction Manager Administration

3.3.5.4.1 CONNTYPE_TXUSER_GETSECURITYFLAGS as Initiator

For all messages that are received in this **connection type**, the **application** MUST process the message as specified in section [3.1](#). The **transaction manager** MUST also follow the processing rules as specified in the following sections.

3.3.5.4.1.1 Receiving a TXUSER_GETSECURITYFLAGS_MTAG_FETCHED Message

When the **application** receives a [TXUSER_GETSECURITYFLAGS_MTAG_FETCHED \(section 2.2.8.4.1.1\)](#) message, the application MUST perform the following actions:

- If the **connection** state is Awaiting Get Response:
 - Return a success result and the following message information to the higher-layer business logic:
 - The **grfNetworkDtcAccess** field
 - The **grfXaTransactions** field
 - Set the connection state to Ended.
- Otherwise, the message MUST be processed as an invalid message as specified in section [3.1.6](#).

3.3.5.4.1.2 CONNTYPE_TXUSER_GETSECURITYFLAGS Connection Disconnected

When a [CONNTYPE_TXUSER_GETSECURITYFLAGS \(section 2.2.8.4.1\)](#) **connection** is disconnected, the **application** MUST perform the following actions:

- If the connection state is Awaiting Get Response:

- Return a failure result to the higher-layer business logic.
- Otherwise, the event MUST be processed as specified in section [3.1.8.3](#).

3.3.6 Timer Events

None.

3.3.7 Other Local Events

None.

3.4 Transaction Manager Communicating with Application Details

3.4.1 Abstract Data Model

This section describes a conceptual model of possible data organization that an implementation maintains to participate in this protocol. The described organization is provided to facilitate the explanation of how the protocol behaves. This document does not mandate that implementations adhere to this model as long as their external behavior is consistent with the behavior that is described in this document.

The **transaction manager** communicating with an **application facet** MUST maintain all the data elements that are specified in section [3.2.1](#).

The transaction manager communicating with an application facet MUST also maintain the following data elements:

- **Associates Table:** A table where each object is a list of **connection** objects of type [CONNTYPE_TXUSER_ASSOCIATE \(section 2.2.8.2.1.1\)](#), keyed by the identifier of the **transaction** with which the connections are associated. All connection objects in each list reference the same transaction object, and there is only one list per transaction in the **Associates Table**.

Enlistment objects that are created by the transaction manager communicating with an application facet MUST provide the following properties, as specified in section [3.1.1](#):

- **Name:** An empty string
- **Enlistment Object.Identifier:** An empty string

The transaction manager communicating with an application facet MUST provide the states in the following sections for its supported **connection types**. The connection types that a transaction manager communicating with an application facet MUST provide for each supported protocol version are as specified in section [2.2.1.1.1](#).

3.4.1.1 CONNTYPE_TXUSER_BEGINNER Acceptor States

The **transaction manager** communicating with an **application** MUST act as an **acceptor** for the [CONNTYPE_TXUSER_BEGINNER connection type](#). In this role, the transaction manager communicating with an application MUST provide support for the following states:

- Idle
- Beginning Transaction
- Active
- Aborting Transaction

- Committing Transaction
- Ended

The following figure shows the relationships between the CONNTYPE_TXUSER_BEGINNER acceptor states.

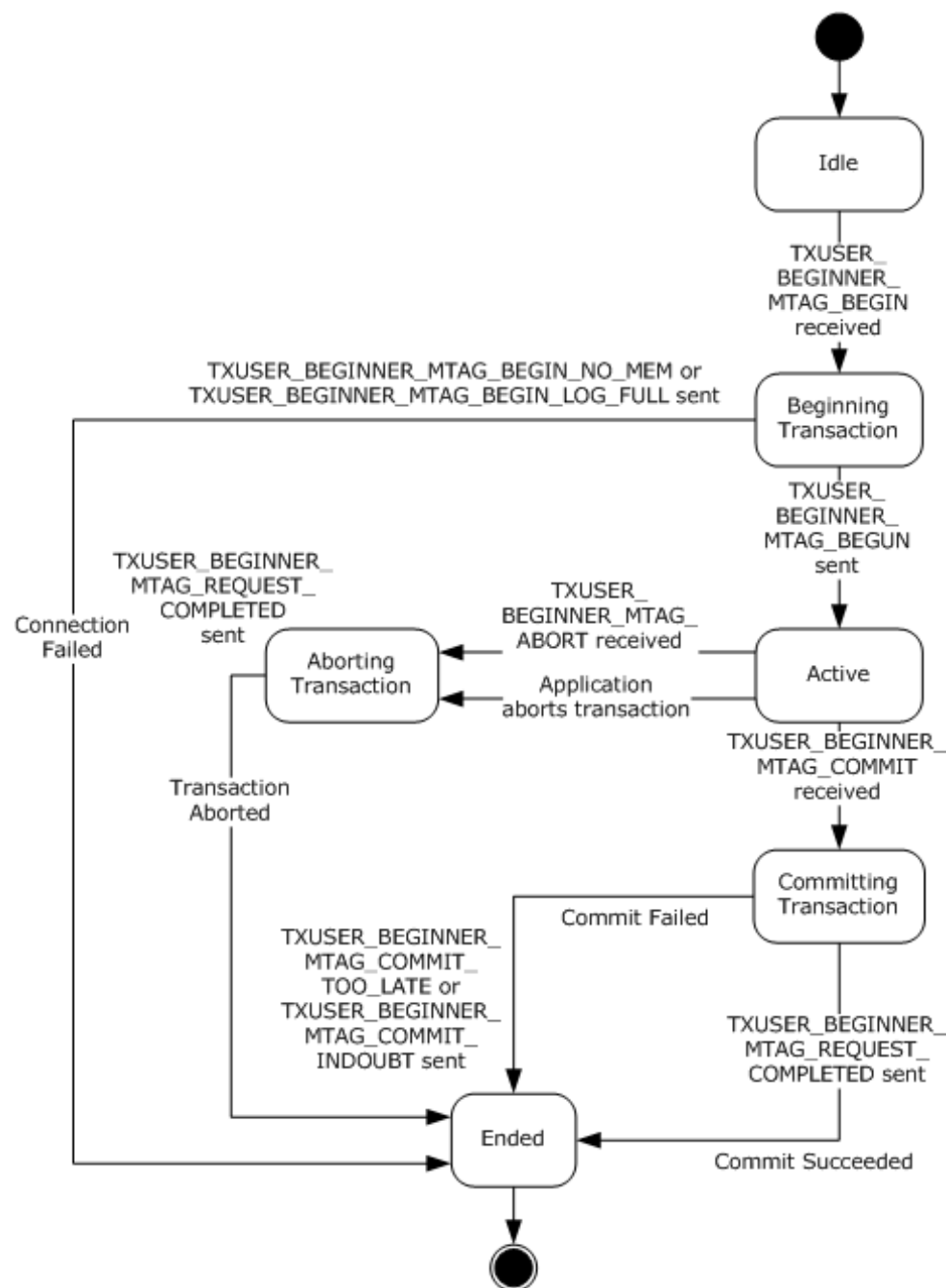


Figure 29: CONNTYPE_TXUSER_BEGINNER Acceptor States

3.4.1.1.1 Idle

The Idle state is the initial state. The following event is processed in this state:

- [Receiving a TXUSER_BEGINNER_MTAG_BEGIN Message \(section 3.4.5.1.1.1\).](#)

3.4.1.1.2 Beginning Transaction

The following events are processed in this state:

- [Create Transaction Success \(section 3.4.7.8\)](#)
- [Create Transaction Failure \(section 3.4.7.7\)](#)

3.4.1.1.3 Active

The following events are processed in this state:

- [Receiving a TXUSER_BEGINNER_MTAG_COMMIT Message \(section 3.4.5.1.1.2\)](#)
- [Receiving a TXUSER_BEGINNER_MTAG_ABORT Message \(section 3.4.5.1.1.3\)](#)
- [Unilaterally Aborted \(section 3.4.7.23\)](#)

3.4.1.1.4 Aborting Transaction

The following events are processed in this state:

- [Rollback Complete \(section 3.4.7.18\)](#)
- [Receiving a TXUSER_BEGINNER_MTAG_COMMIT Message \(section 3.4.5.1.1.2\)](#)
- [Phase One Complete \(section 3.4.7.13\)](#)

3.4.1.1.5 Committing Transaction

The following event is processed in this state:

- [Phase One Complete \(section 3.4.7.13\)](#)

3.4.1.1.6 Ended

This is the final state.

3.4.1.2 CONNTYPE_TXUSER_BEGIN2 Acceptor States

The **transaction manager** communicating with an **application** MUST act as an **acceptor** for the [CONNTYPE_TXUSER_BEGIN2 connection type](#). In this role, the transaction manager communicating with an application MUST provide support for the following states:

- Idle
- Beginning Transaction
- Active
- Modifying Timeout
- Aborting Transaction
- Committing Transaction
- Ended

The following figure shows the relationships between the CONNTYPE_TXUSER_BEGIN2 acceptor states.

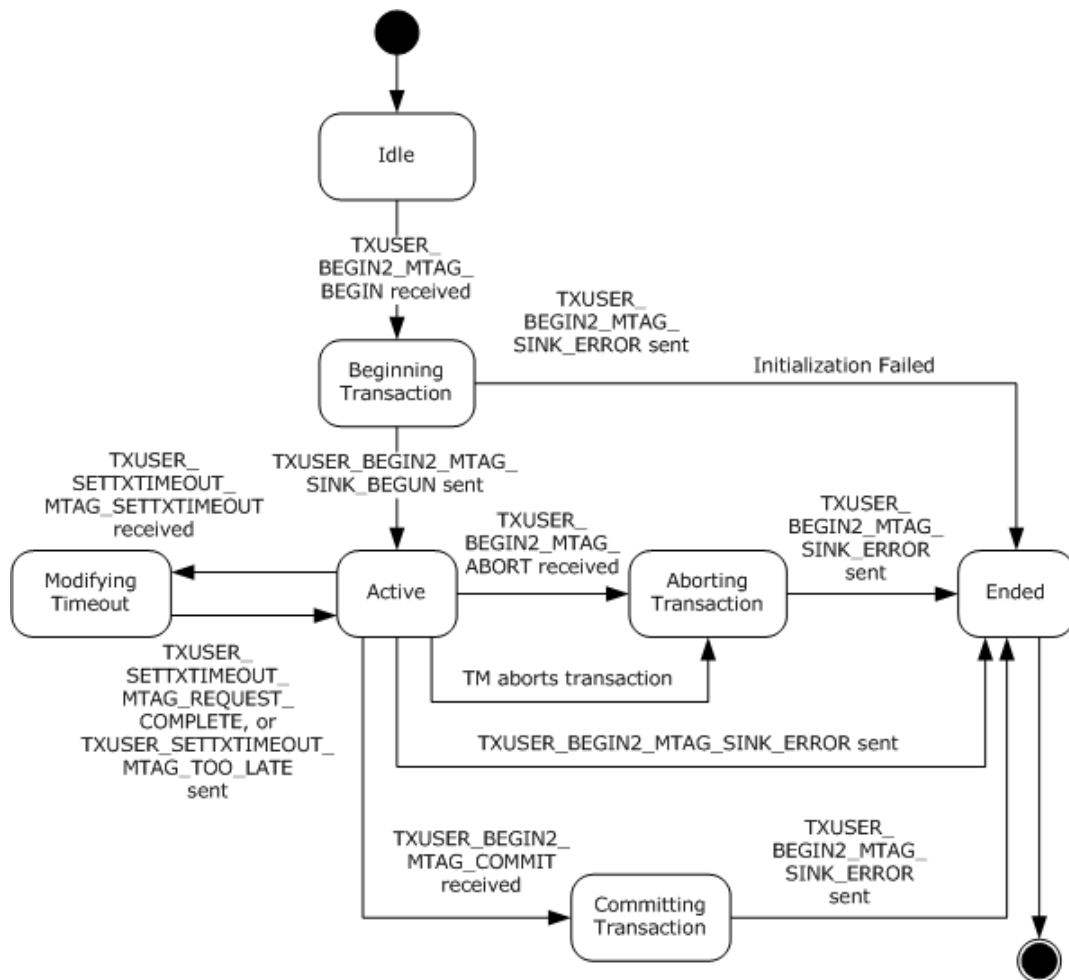


Figure 30: CONNTYPE_TXUSER_BEGIN2 Acceptor States

3.4.1.2.1 Idle

This is the initial state. The following event is processed in this state:

- [Receiving a TXUSER_BEGIN2_MTAG_BEGIN Message \(section 3.4.5.1.2.1\)](#)

3.4.1.2.2 Beginning Transaction

The following events are processed in this state:

- [Create Transaction Success \(section 3.4.7.8\)](#)
- [Create Transaction Failure \(section 3.4.7.7\)](#)

3.4.1.2.3 Active

The following events are processed in this state:

- [Receiving a TXUSER_SETTETIMEOUT_MTAG_SETTETIMEOUT Message \(section 3.4.5.1.2.2\)](#)

- [Receiving a TXUSER_BEGIN2_MTAG_COMMIT Message \(section 3.4.5.1.2.3\)](#)
- [Receiving a TXUSER_BEGIN2_MTAG_ABORT Message \(section 3.4.5.1.2.4\)](#)
- [Unilaterally Aborted \(section 3.4.7.23\)](#)

3.4.1.2.4 Modifying Timeout

The following events are processed in this state:

- [Set Transaction Timeout Success \(section 3.4.7.22\)](#)
- [Set Transaction Timeout Failure \(section 3.4.7.21\)](#)

3.4.1.2.5 Aborting Transaction

The following event is processed in this state:

- [Rollback Complete \(section 3.4.7.18\)](#)

3.4.1.2.6 Committing Transaction

The following event is processed in this state:

- [Phase One Complete \(section 3.4.7.13\)](#)

3.4.1.2.7 Ended

This is the final state.

3.4.1.3 CONNTYPE_TXUSER_PROMOTE Acceptor States

The **transaction manager** communicating with an **application** MUST act as an **acceptor** for the **CONNTYPE_TXUSER_PROMOTE connection type**. In this role, the transaction manager communicating with an application MUST provide support for the following states:

- Idle
- Beginning Transaction
- Active
- Modifying Timeout
- Aborting Transaction
- Committing Transaction
- Ended

The following figure shows the relationship between the CONNTYPE_TXUSER_PROMOTE acceptor states.

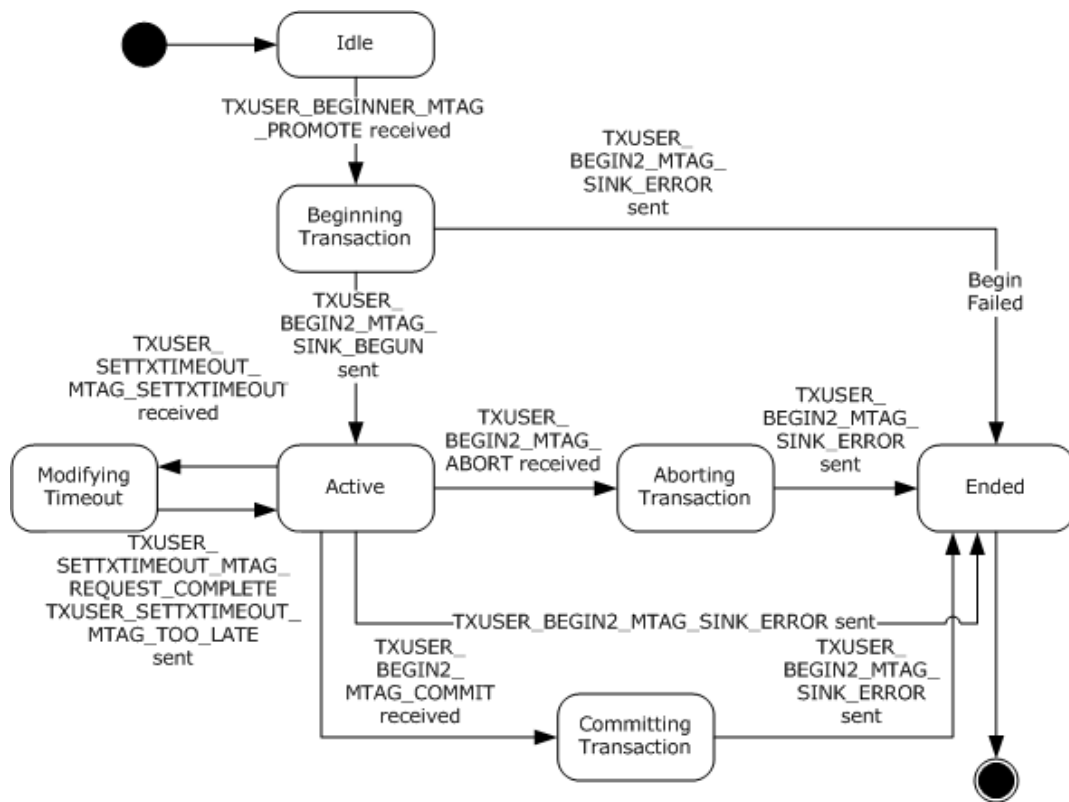


Figure 31: CONNTYPE_TXUSER_PROMOTE Acceptor States

3.4.1.3.1 Idle

This is the initial state. The following event is processed in this state:

- [Receiving a TXUSER_BEGINNER_MTAG_PROMOTE Message \(section 3.4.5.1.3.1\)](#)

3.4.1.3.2 Beginning Transaction

The following events are processed in this state:

- [Create Transaction Success \(section 3.4.7.8\)](#)
- [Create Transaction Failure \(section 3.4.7.7\)](#)

3.4.1.3.3 Active

The following events are processed in this state:

- [Receiving a TXUSER_SETTXXTIMEOUT_MTAG_SETTXXTIMEOUT, TXUSER_BEGIN2_MTAG_COMMIT, or TXUSER_BEGIN2_MTAG_ABORT Message \(section 3.4.5.1.3.2\)](#)
- [Receiving a TXUSER_BEGINNER_MTAG_PROMOTE Message \(section 3.4.5.1.3.1\)](#)
- [Unilaterally Aborted \(section 3.4.7.23\)](#)

3.4.1.3.4 Modifying Timeout

The following events are processed in this state:

- [Set Transaction Timeout Success \(section 3.4.7.22\)](#)
- [Set Transaction Timeout Failure \(section 3.4.7.21\)](#)

3.4.1.3.5 Aborting Transaction

The following event is processed in this state:

- [Rollback Complete \(section 3.4.7.18\)](#)

3.4.1.3.6 Committing Transaction

The following event is processed in this state:

- [Phase One Complete \(section 3.4.7.13\)](#)

3.4.1.3.7 Ended

This is the final state.

3.4.1.4 CONNTYPE_TXUSER_ASSOCIATE Acceptor States

The **transaction manager** communicating with an **application** MUST act as an **acceptor** for the [CONNTYPE_TXUSER_ASSOCIATE connection type](#). In this role, the transaction manager communicating with an application MUST provide support for the following states:

- Idle
- Processing Associate Request
- Active
- Ended

The following figure shows the relationship between the CONNTYPE_TXUSER_ASSOCIATE acceptor states.

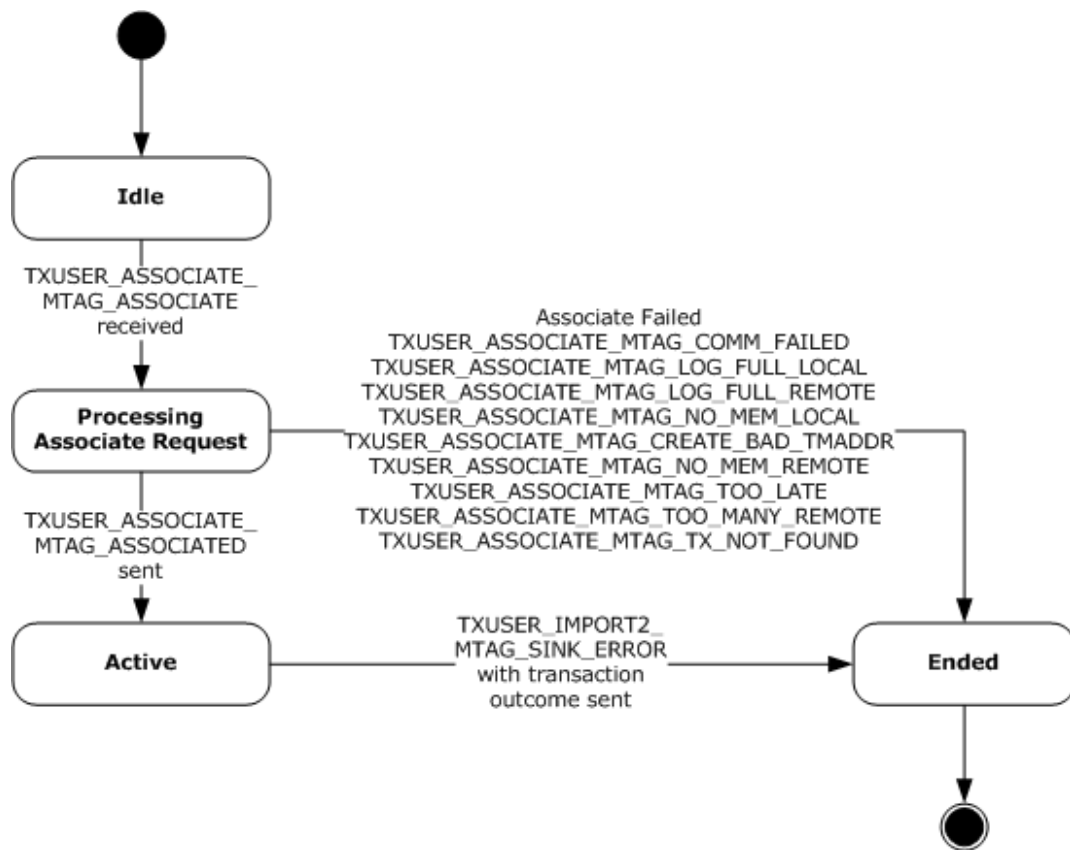


Figure 32: CONNTYPE_TXUSER_ASSOCIATE Acceptor States

3.4.1.4.1 Idle

This is the initial state. The following event is processed in this state:

- [Receiving a TXUSER_ASSOCIATE_MTAG_ASSOCIATE Message \(section 3.4.5.2.1.1.1\)](#)

3.4.1.4.2 Processing Associate Request

The following events are processed in this state:

- [Associate Transaction Success \(section 3.4.7.2\).](#)
- [Associate Transaction Failure \(section 3.4.7.1\).](#) This event applies to these messages:
 - [TXUSER_ASSOCIATE_MTAG_COMM_FAILED \(section 2.2.8.2.1.1.3\)](#)
 - [TXUSER_ASSOCIATE_MTAG_LOG_FULL_LOCAL \(section 2.2.8.2.1.1.5\)](#)
 - [TXUSER_ASSOCIATE_MTAG_LOG_FULL_REMOTE \(section 2.2.8.2.1.1.6\)](#)
 - [TXUSER_ASSOCIATE_MTAG_NO_MEM_REMOTE \(section 2.2.8.2.1.1.8\)](#)
 - [TXUSER_ASSOCIATE_MTAG_TOO_LATE \(section 2.2.8.2.1.1.9\)](#)
 - [TXUSER_ASSOCIATE_MTAG_TOO_MANY_REMOTE \(section 2.2.8.2.1.1.11\)](#)
 - [TXUSER_ASSOCIATE_MTAG_TX_NOT_FOUND \(section 2.2.8.2.1.1.12\)](#)

3.4.1.4.3 Active

The following events are processed in this state:

- Begin Voting (section [3.4.7.6](#)).
- Begin Commit (section [3.4.7.3](#))
- Begin Rollback (section [3.4.7.5](#))
- Begin In Doubt (section [3.4.7.4](#))

3.4.1.4.4 Ended

This is the final state.

3.4.1.5 CONNTYPE_TXUSER_EXTENDEDWHEREABOUTS Acceptor States

The **transaction manager** communicating with an **application** MUST act as an **acceptor** for the [CONNTYPE_TXUSER_EXTENDEDWHEREABOUTS connection type](#). In this role, the transaction manager communicating with an application MUST provide support for the following states:

- Idle
- Processing Inquiry
- Ended

The following figure shows the relationship between the CONNTYPE_TXUSER_EXTENDEDWHEREABOUTS acceptor states.

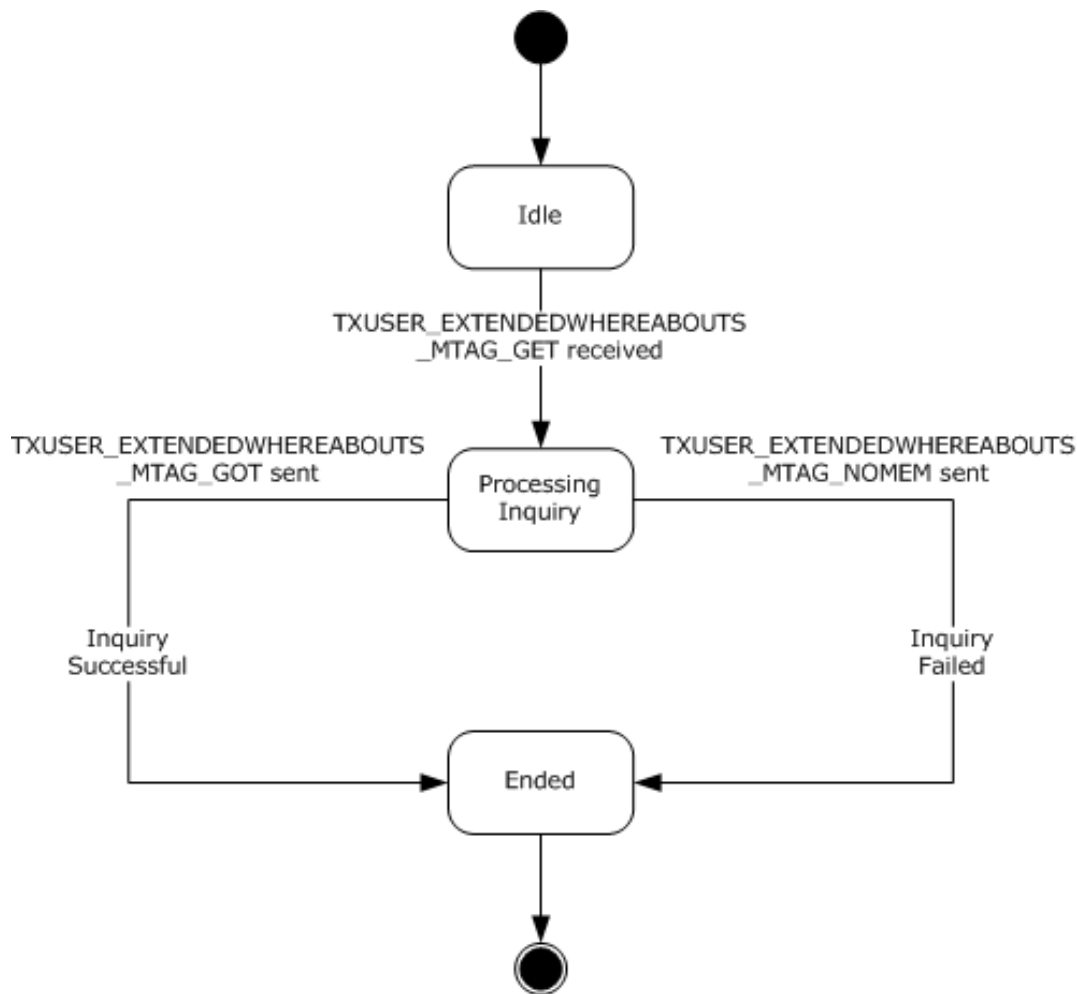


Figure 33: CONNTYPE_TXUSER_EXTENDEDWHEREABOUTS Acceptor States

3.4.1.5.1 Idle

This is the initial state. The following event is processed in this state:

- [Receiving a TXUSER_EXTENDEDWHEREABOUTS_MTAG_GET Message \(section 3.4.5.2.2.1.1\)](#)

3.4.1.5.2 Processing Inquiry

This is a transient state that is assumed during the synchronous processing of a request. No events are processed in this state.

3.4.1.5.3 Ended

This is the final state.

3.4.1.6 CONNTYPE_TXUSER_IMPORT Acceptor States

The **transaction manager** communicating with an **application** MUST act as an **acceptor** for the **CONNTYPE_TXUSER_IMPORT connection type**. In this role, the transaction manager communicating with an application MUST provide support for the following states:

- Idle
- Processing Import Request
- Active
- Too Late to Abort
- Processing Abort Request
- Ended

The following figure shows the relationship between the CONNTYPE_TXUSER_IMPORT acceptor states.

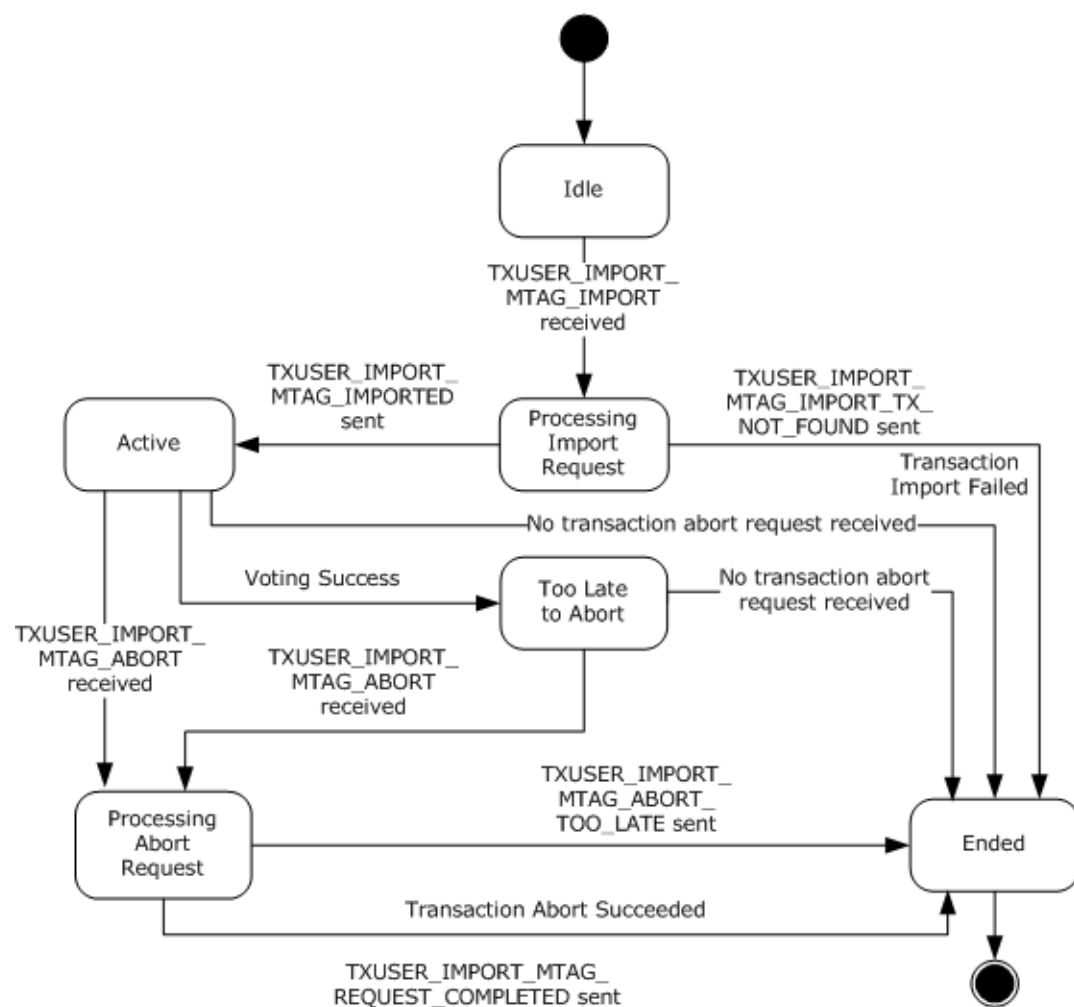


Figure 34: CONNTYPE_TXUSER_IMPORT Acceptor States

3.4.1.6.1 Idle

This is the initial state. The following event is processed in this state:

- [Receiving a TXUSER_IMPORT_MTAG_IMPORT Message \(section 3.4.5.2.2.4.1\)](#)

3.4.1.6.2 Processing Import Request

The following events are processed in this state:

- [Create Voter Enlistment Success \(section 3.4.7.10\)](#)
- [Create Voter Enlistment Failure \(section 3.4.7.9\)](#)

3.4.1.6.3 Active

The following events are processed in this state:

- [Receiving a TXUSER_IMPORT_MTAG_ABORT Message \(section 3.4.5.2.2.4.2\)](#)
- [Begin Voting \(section 3.4.7.6\)](#)
- [Begin Commit \(section 3.4.7.3\)](#)
- [Begin Rollback \(section 3.4.7.5\)](#)
- [Begin In Doubt \(section 3.4.7.4\)](#)

3.4.1.6.4 Too Late to Abort

The following events are processed in this state:

- [Receiving a TXUSER_IMPORT_MTAG_ABORT Message \(section 3.4.5.2.2.4.2\)](#)
- [Begin Rollback \(section 3.4.7.5\)](#)
- [Begin Commit \(section 3.4.7.3\)](#)
- [Begin In Doubt \(section 3.4.7.4\)](#)

3.4.1.6.5 Processing Abort Request

This is a transient state that is assumed during the synchronous processing of a request to abort a **transaction**. No events are processed in this state.

3.4.1.6.6 Ended

This is the final state.

3.4.1.7 CONNTYPE_TXUSER_IMPORT2 Acceptor States

The **transaction manager** communicating with an **application** MUST act as an **acceptor** for the [CONNTYPE_TXUSER_IMPORT2 connection type](#). In this role, the transaction manager communicating with an application MUST provide support for the following states:

- Idle
- Processing Import Request
- Active
- Too Late to Abort
- Processing Abort Request
- Ended

The following figure shows the relationship between the CONNTYPE_TXUSER_IMPORT2 acceptor states.

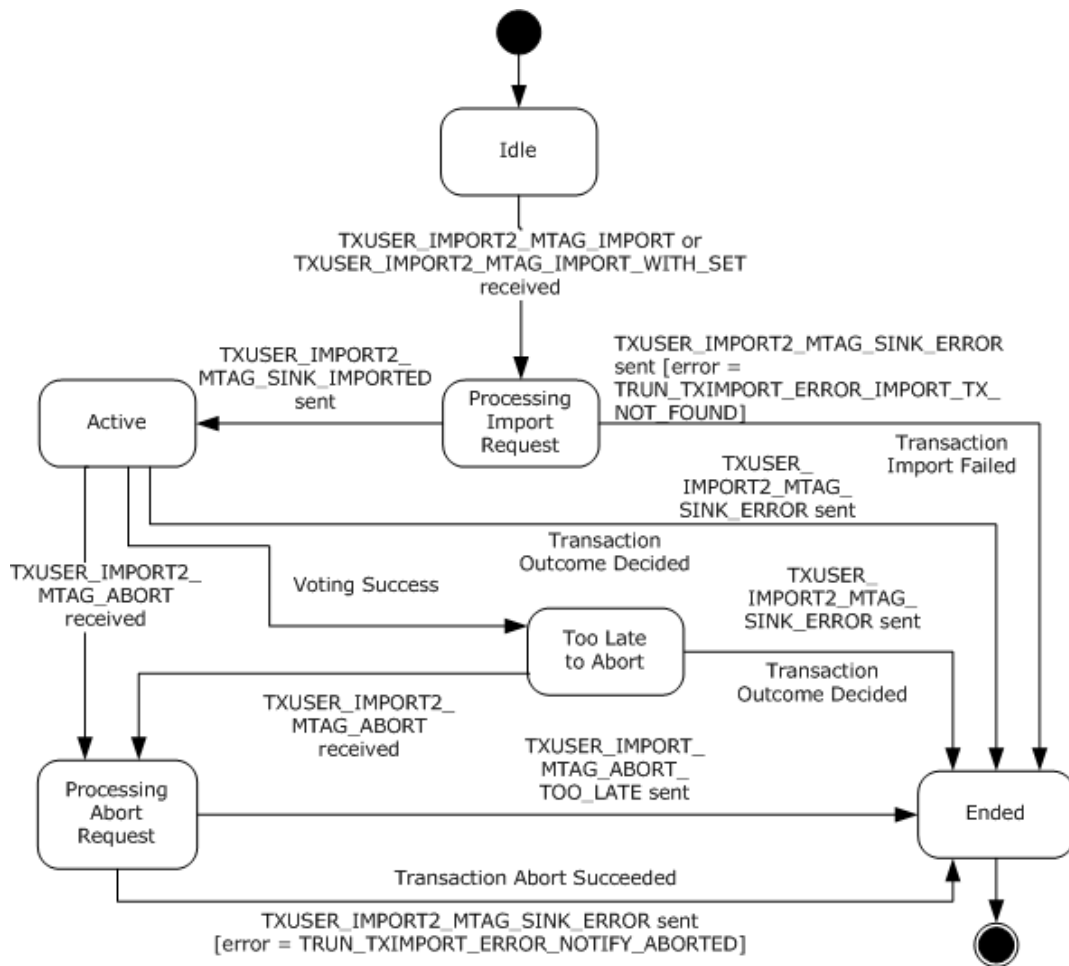


Figure 35: CONNTYPE_TXUSER_IMPORT2 Acceptor States

3.4.1.7.1 Idle

This is the initial state. The following events are processed in this state:

- [Receiving a TXUSER_IMPORT2_MTAG_IMPORT Message \(section 3.4.5.2.2.5.1\)](#)
- [Receiving a TXUSER_IMPORT2_MTAG_IMPORT_WITH_SET Message \(section 3.4.5.2.2.5.2\)](#)

3.4.1.7.2 Processing Import Request

The following events are processed in this state:

- [Set Transaction Attributes Success \(section 3.4.7.20\)](#)
- [Set Transaction Attributes Failure \(section 3.4.7.19\)](#)
- [Create Voter Enlistment Success \(section 3.4.7.10\)](#)
- [Create Voter Enlistment Failure \(section 3.4.7.9\)](#)

3.4.1.7.3 Active

The following events are processed in this state:

- [Receiving a TXUSER_IMPORT2_MTAG_ABORT message \(section 3.4.5.2.2.5.3\)](#)
- [Begin Voting \(section 3.4.7.6\)](#)
- [Begin Commit \(section 3.4.7.3\)](#)
- [Begin Rollback \(section 3.4.7.5\)](#)
- [Begin In Doubt \(section 3.4.7.4\)](#)

3.4.1.7.4 Too Late to Abort

The following events are processed in this state:

- [Receiving a TXUSER_IMPORT2_MTAG_ABORT message \(section 3.4.5.2.2.5.3\)](#)
- [Begin Commit \(section 3.4.7.3\)](#)
- [Begin Rollback \(section 3.4.7.5\)](#)
- [Begin In Doubt \(section 3.4.7.4\)](#)

3.4.1.7.5 Processing Abort Request

This is a transient state that is assumed during the synchronous processing of a request to abort a **transaction**. No events are processed in this state.

3.4.1.7.6 Ended

This is the final state.

3.4.1.8 CONNTYPE_TXUSER_EXPORT Acceptor States

The **transaction manager** communicating with an **application** MUST act as an **acceptor** for the **CONNTYPE_TXUSER_EXPORT connection type**. In this role, the transaction manager communicating with an application MUST provide support for the following states:

- Idle
- Processing Connection Request
- Connection Active
- Processing Push Operation Request
- Ended

The following figure shows the relationship between the CONNTYPE_TXUSER_EXPORT acceptor states.

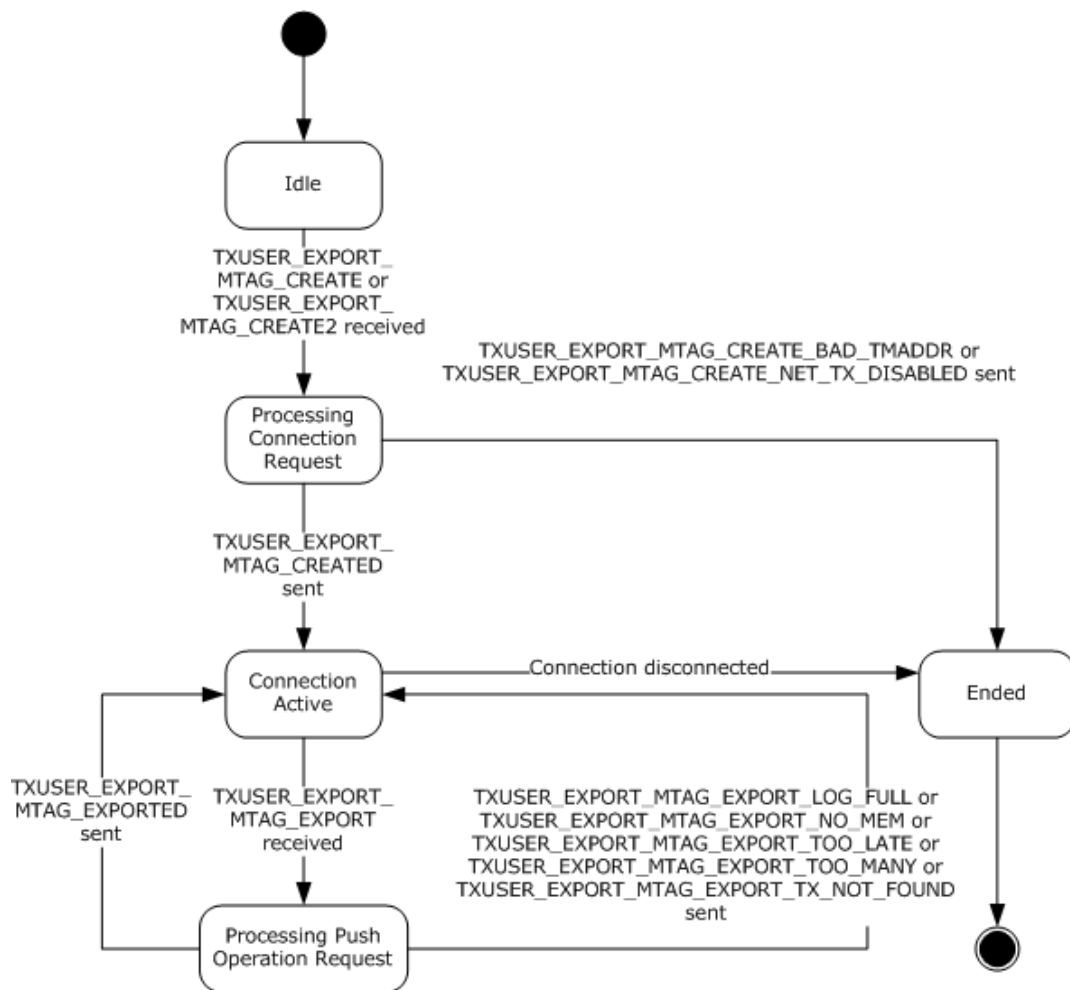


Figure 36: CONNTYPE_TXUSER_EXPORT Acceptor States

3.4.1.8.1 Idle

This is the initial state. The following events are processed in this state:

- [Receiving a TXUSER_EXPORT_MTAG_CREATE Message \(section 3.4.5.2.2.2.1\)](#)
- [Receiving a TXUSER_EXPORT_MTAG_CREATE2 Message \(section 3.4.5.2.2.2.2\)](#)

3.4.1.8.2 Processing Connection Request

This is a transient state that is assumed during the synchronous processing of a create export request. No events are processed in this state.

3.4.1.8.3 Connection Active

The following events are processed in this state:

- [Receiving a TXUSER_EXPORT_MTAG_EXPORT Message \(section 3.4.5.2.2.2.3\)](#)
- [Connection Disconnected \(section 3.4.5.2.2.2.4\)](#)

3.4.1.8.4 Processing Push Operation Request

The following events are processed in this state:

- [Export Transaction Success \(section 3.4.7.12\)](#)
- [Export Transaction Failure \(section 3.4.7.11\)](#)

3.4.1.8.5 Ended

This is the final state.

3.4.1.9 CONNTYPE_TXUSER_EXPORT2 Acceptor States

The **transaction manager** communicating with an **application** MUST act as an **acceptor** for the [CONNTYPE_TXUSER_EXPORT2 connection type](#). In this role, the transaction manager communicating with an application MUST provide support for the following states:

- Idle
- Processing Connection Request
- Connection Active
- Processing Push Operation Request
- Ended

The following figure shows the relationships between the CONNTYPE_TXUSER_EXPORT2 acceptor states.

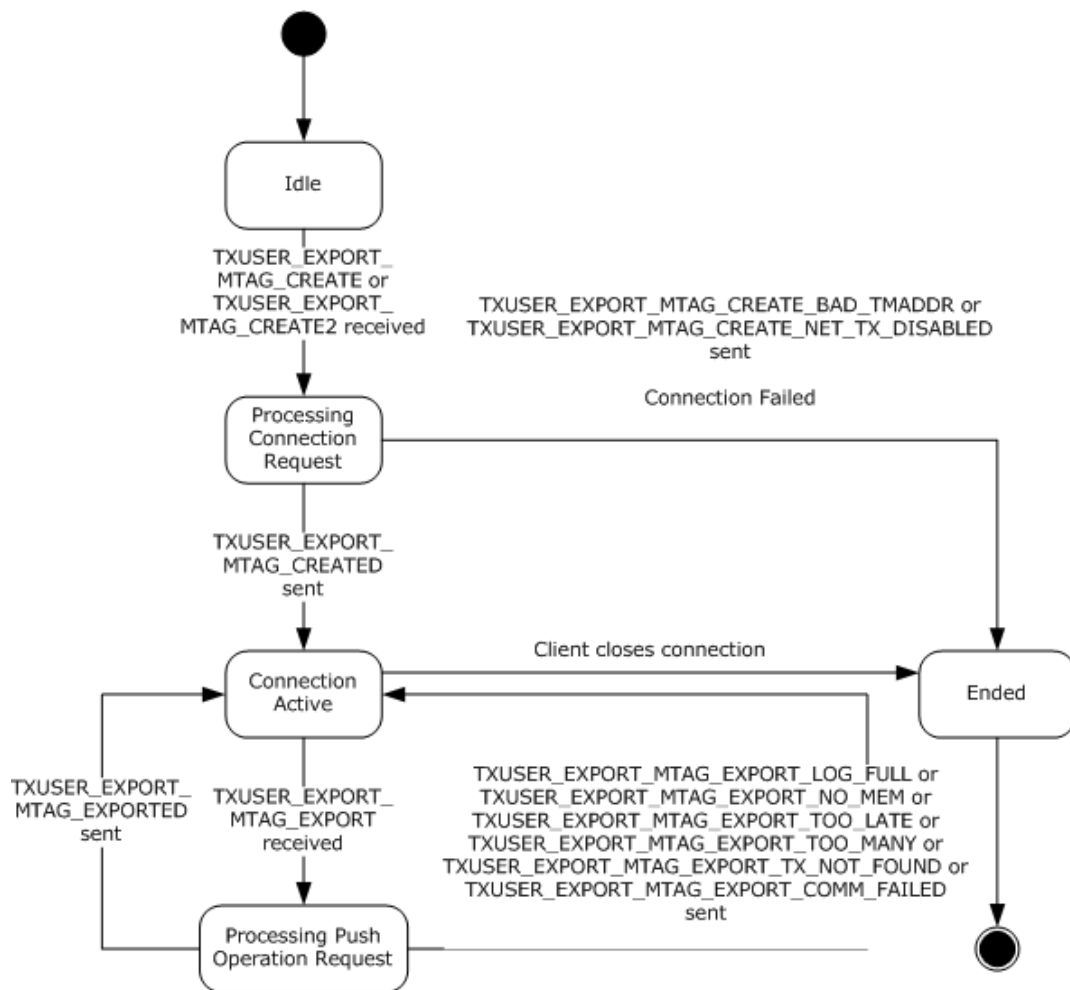


Figure 37: CONNTYPE_TXUSER_EXPORT2 Acceptor States

3.4.1.9.1 Idle

This is the initial state. The following events are processed in this state:

- [Receiving a TXUSER_EXPORT_MTAG_CREATE Message \(section 3.4.5.2.2.3.1\)](#)
- [Receiving a TXUSER_EXPORT_MTAG_CREATE2 Message \(section 3.4.5.2.2.3.2\)](#)

3.4.1.9.2 Processing Connection Request

This is a transient state that is assumed during the synchronous processing of a create export request. No events are processed in this state.

3.4.1.9.3 Connection Active

The following events are processed in this state:

- [Receiving a TXUSER_EXPORT_MTAG_EXPORT Message \(section 3.4.5.2.2.3.3\)](#)
- [Connection Disconnected \(section 3.4.5.2.2.3.4\)](#)

3.4.1.9.4 Processing Push Operation Request

The following events are processed in this state:

- [Export Transaction Success \(section 3.4.7.12\)](#)
- [Export Transaction Failure \(section 3.4.7.11\)](#)

3.4.1.9.5 Ended

This is the final state.

3.4.1.10 CONNTYPE_TXUSER_GETTXDETAILS Acceptor States

The **transaction manager** communicating with an **application** MUST act as an **acceptor** for the [CONNTYPE_TXUSER_GETTXDETAILS connection type](#). In this role, the transaction manager communicating with an application MUST provide support for the following states:

- Idle
- Processing Inquiry
- Ended

The following figure shows the relationship between the CONNTYPE_TXUSER_GETTXDETAILS acceptor states.

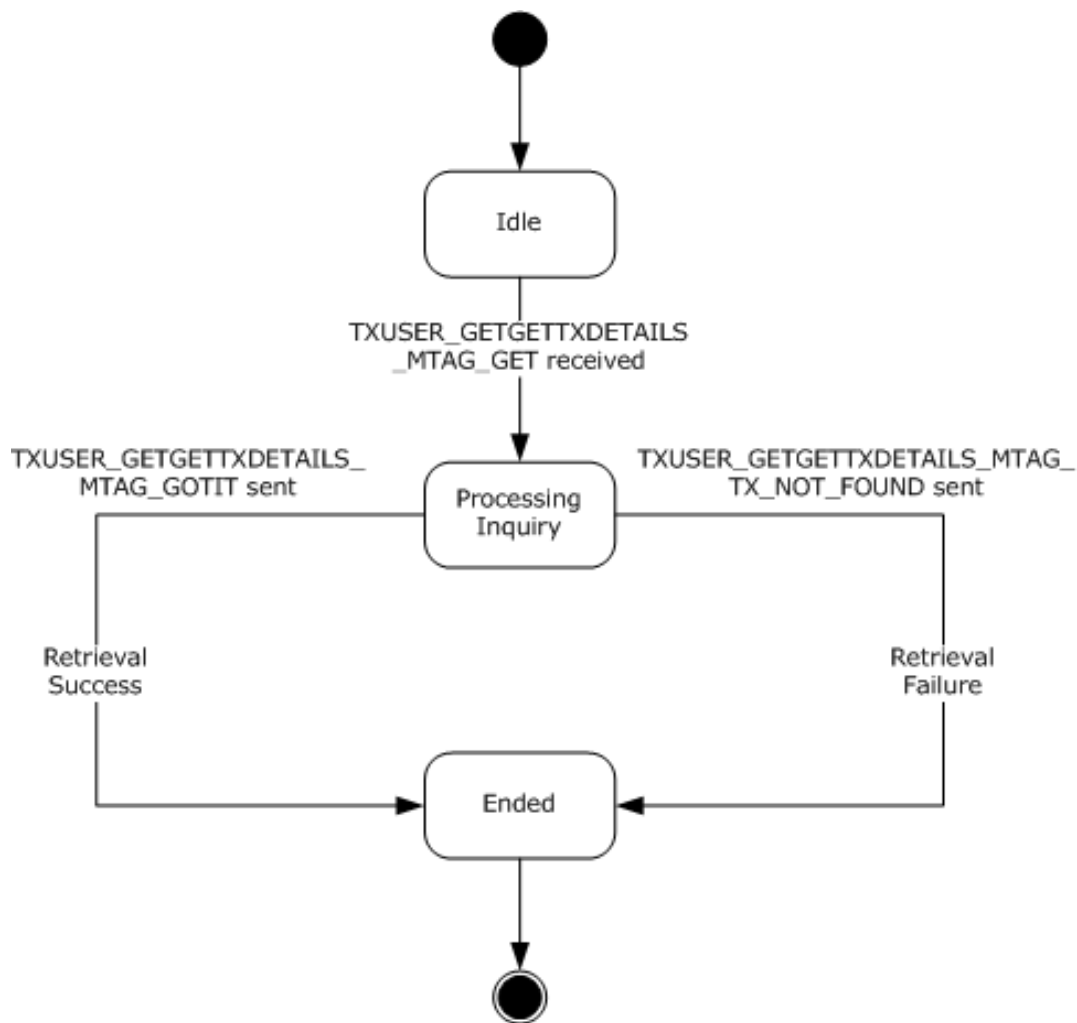


Figure 38: CONNTYPE_TXUSER_GETTXDETAILS Acceptor States

3.4.1.10.1 Idle

This is the initial state. The following event is processed in this state:

- [Receiving a TXUSER_GETTXDETAILS_MTAG_GET Message \(section 3.4.5.3.1.1\)](#)

3.4.1.10.2 Processing Inquiry

This is a transient state that is assumed during the synchronous processing of a request for the **transaction** details. No events are processed in this state.

3.4.1.10.3 Ended

This is the final state.

3.4.1.11 CONNTYPE_TXUSER_RESOLVE Acceptor States

The **transaction manager** communicating with an **application** MUST act as an **acceptor** for the [CONNTYPE_TXUSER_RESOLVE connection type](#). In this role, the transaction manager communicating with an application MUST provide support for the following states:

- Idle
- Processing Abort Request
- Processing Forget Request
- Processing Commit Request
- Ended

The following figure shows the relationship between the CONNTYPE_TXUSER_RESOLVE acceptor states.

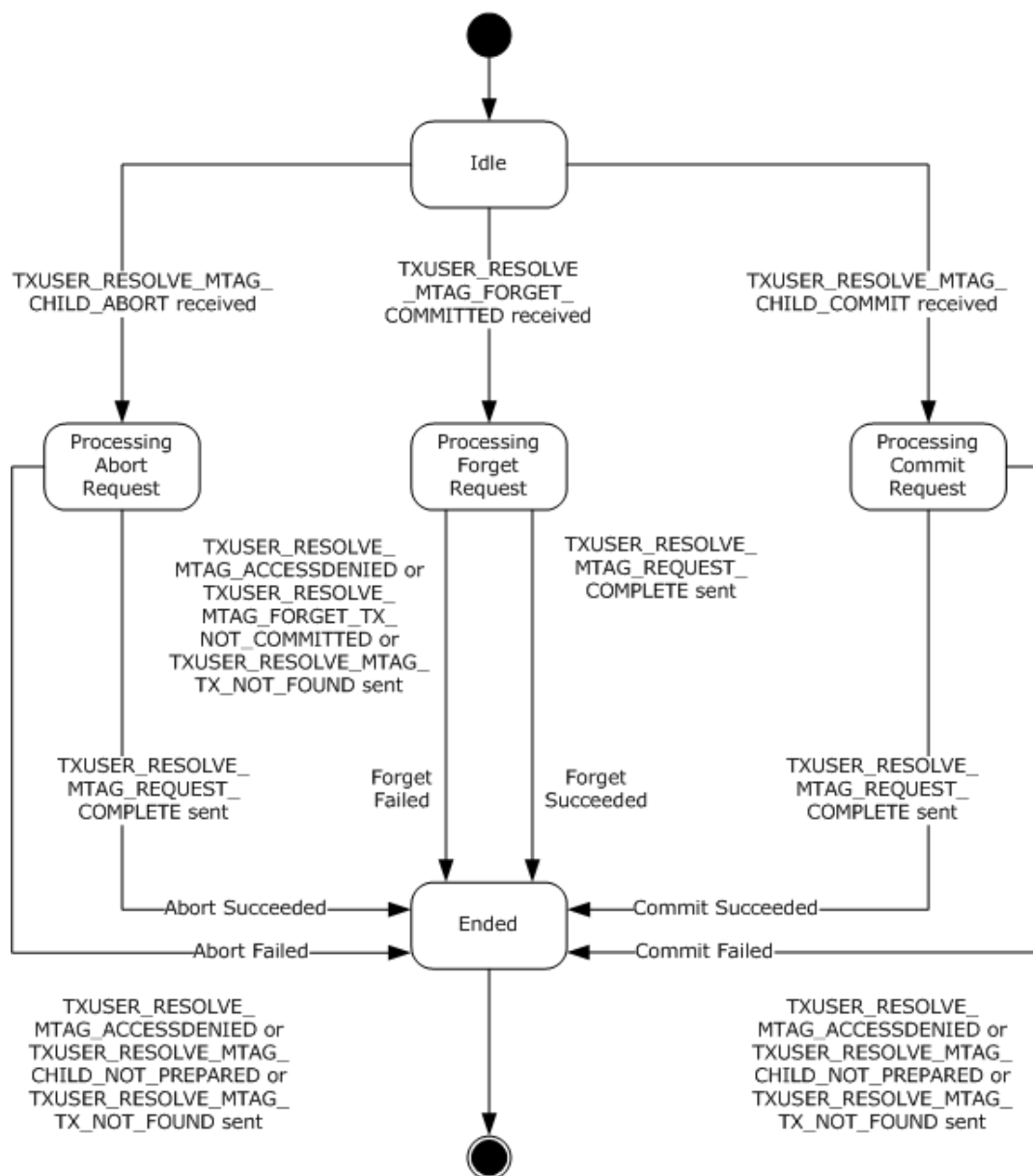


Figure 39: CONNTYPE_TXUSER_RESOLVE Acceptor States

3.4.1.11.1 Idle

This is the initial state. The following events are processed in this state:

- [Receiving a TXUSER_RESOLVE_MTAG_CHILD_ABORT Message \(section 3.4.5.3.2.1\)](#)
- [Receiving a TXUSER_RESOLVE_MTAG_CHILD_COMMIT Message \(section 3.4.5.3.2.2\)](#)
- [Receiving a TXUSER_RESOLVE_MTAG_FORGET_COMMITTED Message \(section 3.4.5.3.2.3\)](#)

3.4.1.11.2 Processing Abort Request

The following events are processed in this state:

- [Resolve Transaction Complete \(section 3.4.7.16\)](#)
- [Resolve Transaction Access Denied \(section 3.4.7.17\)](#)

3.4.1.11.3 Processing Forget Request

The following events are processed in this state:

- [Resolve Transaction Complete \(section 3.4.7.16\)](#)
- [Resolve Transaction Access Denied \(section 3.4.7.17\)](#)

3.4.1.11.4 Processing Commit Request

The following events are processed in this state:

- [Resolve Transaction Complete \(section 3.4.7.16\)](#)
- [Resolve Transaction Access Denied \(section 3.4.7.17\)](#)

3.4.1.11.5 Ended

This is the final state.

3.4.1.12 CONNTYPE_TXUSER_SETTXTIMEOUT Acceptor States

The **transaction manager** communicating with an **application** MUST act as an **acceptor** for the **CONNTYPE_TXUSER_SETTXTIMEOUT connection type**. In this role, the transaction manager communicating with an application MUST provide support for the following states:

- Idle
- Processing Request
- Ended

The following figure shows the relationship between the CONNTYPE_TXUSER_SETTXTIMEOUT acceptor states.

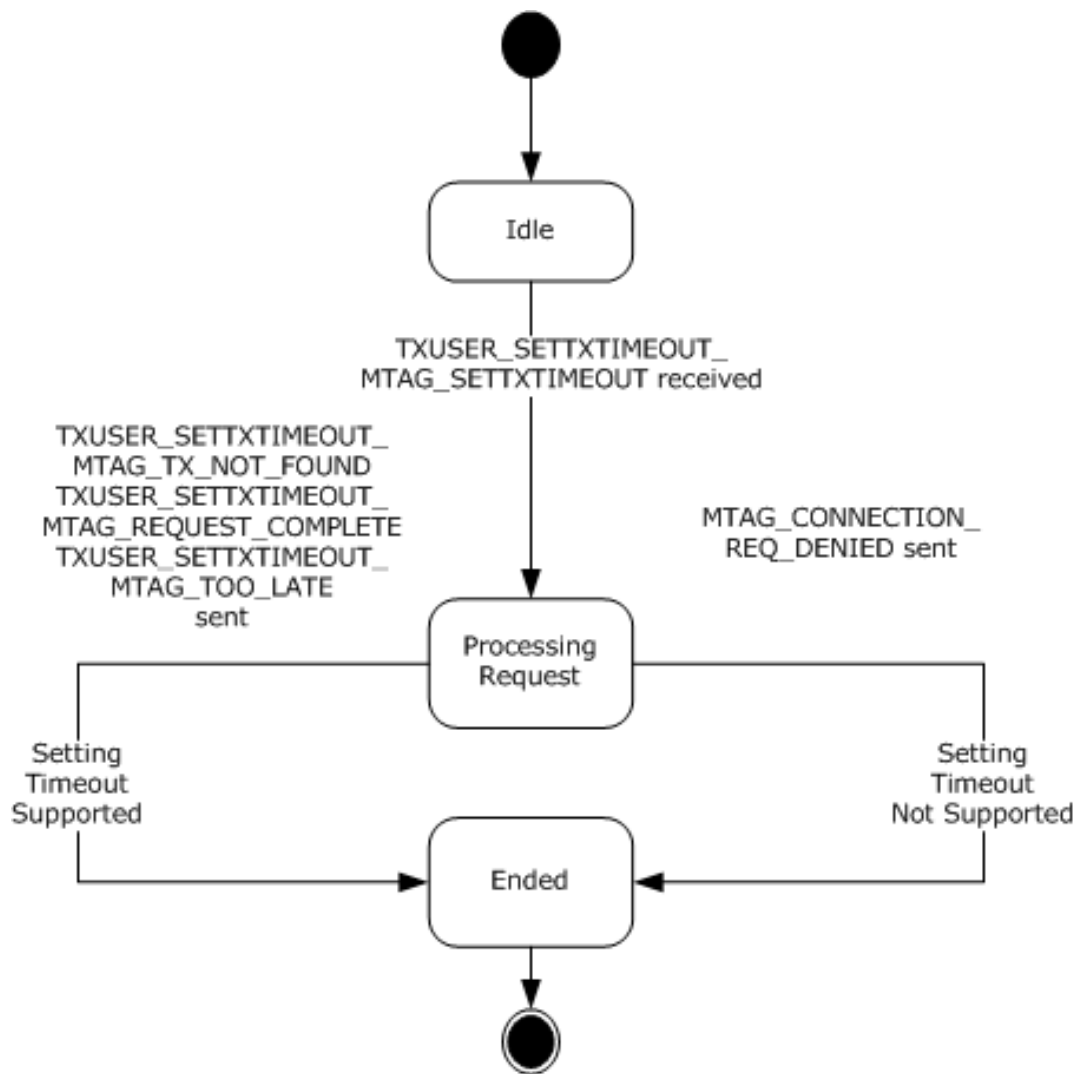


Figure 40: CONNTYPE_TXUSER_SETTXXTIMEOUT Acceptor States

3.4.1.12.1 Idle

This is the initial state. The following event is processed in this state:

- [Receiving a TXUSER_SETTXXTIMEOUT_MTAG_SETTXXTIMEOUT Message \(section 3.4.5.3.3.1\)](#)

3.4.1.12.2 Processing Request

The following events are processed in this state:

- [Set Transaction Timeout Success \(section 3.4.7.22\)](#)
- [Set Transaction Timeout Failure \(section 3.4.7.21\)](#)

3.4.1.12.3 Ended

This is the final state.

3.4.1.13 CONNTYPE_TXUSER_SETTXTIMEOUT2 Acceptor States

The **transaction manager** communicating with an **application** MUST act as an **acceptor** for the [CONNTYPE_TXUSER_SETTXTIMEOUT2 connection type](#). In this role, the transaction manager communicating with an application MUST provide support for the following states:

- Idle
- Processing Request
- Ended

The following figure shows the relationship between the CONNTYPE_TXUSER_SETTXTIMEOUT2 acceptor states.

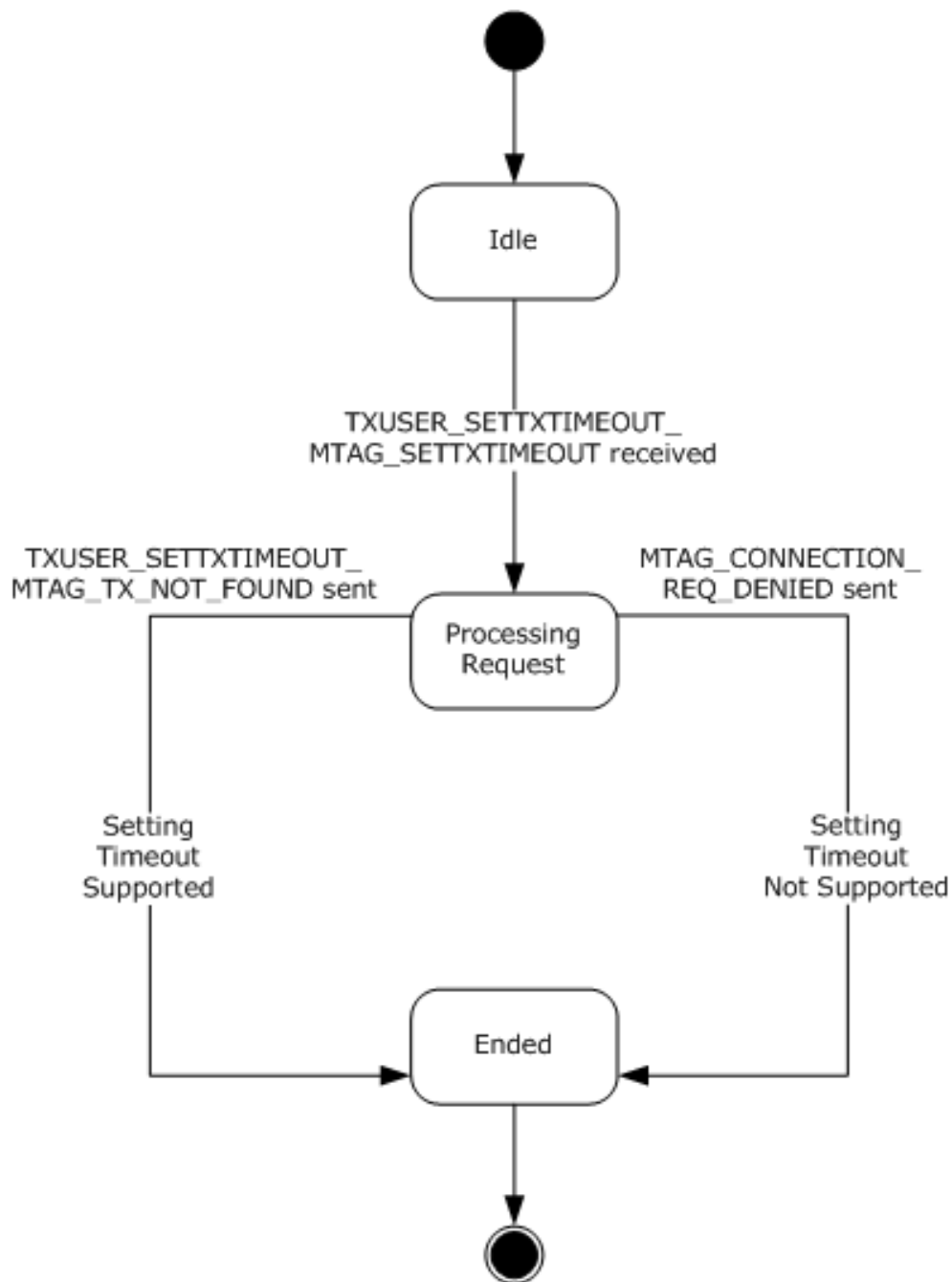


Figure 41: CONNTYPE_TXUSER_SETTXTIMEOUT2 Acceptor States

3.4.1.13.1 Idle

This is the initial state. The following events are processed in this state:

- [Receiving a TXUSER_SETTXTIMEOUT_MTAG_SETTXTIMEOUT Message \(section 3.4.5.3.4.1\).](#)

3.4.1.13.2 Processing Request

This is a transient state that is assumed during the synchronous processing of a request to set a **transaction** time-out. No events are processed in this state.

3.4.1.13.3 Ended

This is the final state.

3.4.1.14 CONNTYPE_TXUSER_TRACE Acceptor States

The **transaction manager** communicating with an **application** MUST act as an **acceptor** for the [CONNTYPE_TXUSER_TRACE connection type](#). In this role, the transaction manager communicating with an application MUST provide support for the following states:

- Idle
- Processing Trace Request
- Ended

The following figure shows the relationship between the CONNTYPE_TXUSER_TRACE acceptor states.

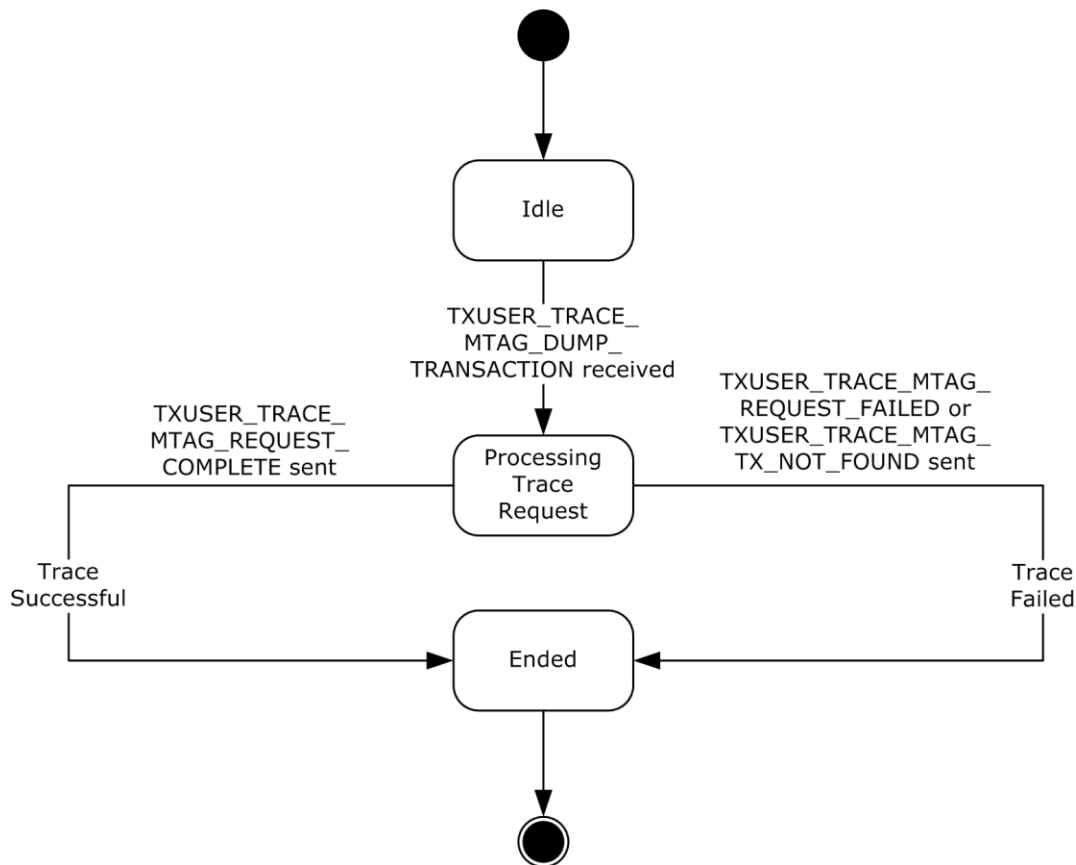


Figure 42: CONNTYPE_TXUSER_TRACE Acceptor States

3.4.1.14.1 Idle

This is the initial state. The following event is processed in this state:

- [Receiving a TXUSER_TRACE_MTAG_DUMP_TRANSACTION Message \(section 3.4.5.3.5.1\)](#)

3.4.1.14.2 Processing Trace Request

This is a transient state that is assumed during the synchronous processing of a request to set a **transaction** time-out. No events are processed in this state.

3.4.1.14.3 Ended

This is the final state.

3.4.1.15 CONNTYPE_TXUSER_GETSECURITYFLAGS Acceptor States

The **transaction manager** communicating with an **application** MUST act as an **acceptor** for the [CONNTYPE_TXUSER_GETSECURITYFLAGS connection type](#). In this role, the transaction manager communicating with an application MUST provide support for the following states:

- Idle
- Processing Request
- Ended

The following figure shows the relationship between the CONNTYPE_TXUSER_GETSECURITYFLAGS acceptor states.

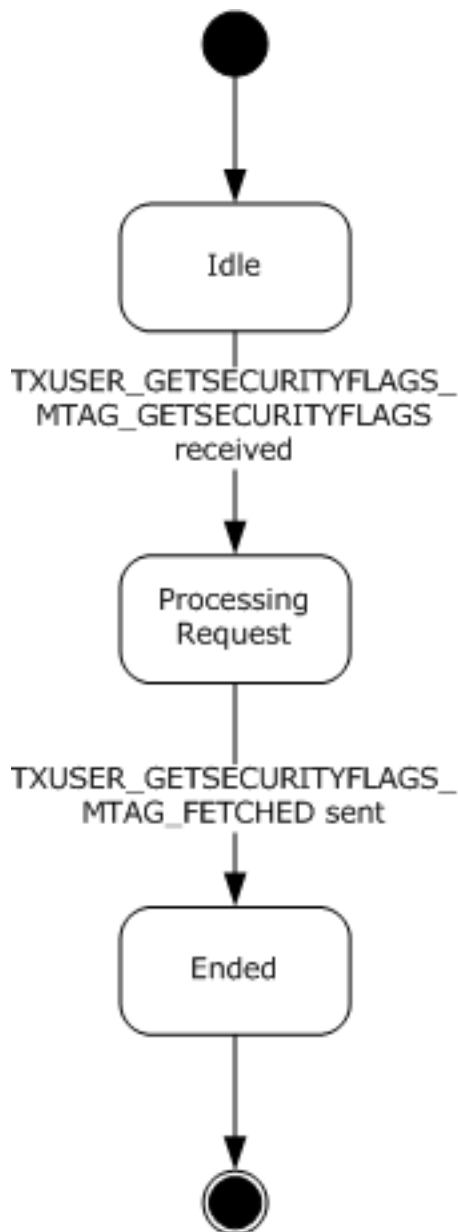


Figure 43: CONNTYPE_TXUSER_GETSECURITYFLAGS Acceptor States

3.4.1.15.1 Idle

This is the initial state. The following event is processed in this state:

- [Receiving a TXUSER_GETSECURITYFLAGS_MTAG_GETSECURITYFLAGS Message \(section 3.4.5.4.1.1\)](#)

3.4.1.15.2 Processing Request

This is a transient state that is assumed during the synchronous processing of a request to get the security flags. No events are processed in this state.

3.4.1.15.3 Ended

This is the final state.

3.4.2 Timers

No timers apply here.

3.4.3 Initialization

When the **transaction manager** communicating with an **application facet** is initialized:

- The transaction manager communicating with an application facet MUST examine the following security flags on the [Core Transaction Manager Facet](#) and perform the following actions:
 - If the Allow Network Access flag is set to false:
 - For all **Connection** types listed in [3.4.1](#), the transaction manager communicating with an application facet MUST refuse to accept incoming Connections from remote machines as specified in [\[MS-CMP\]](#) section 3.1.5.5 with the rejection **Reason** set to 0x80070005.
 - Otherwise:
 - If the Allow Remote Clients flag is set to false:
 - For the following Connection types, the transaction manager communicating with an application facet MUST refuse to accept incoming Connection from remote machines as specified in [\[MS-CMP\]](#) section 3.1.5.5 with the rejection **Reason** set to 0x80070005.
 - [CONNTYPE_TXUSER_ASSOCIATE](#)
 - [CONNTYPE_TXUSER_BEGINNER](#)
 - [CONNTYPE_TXUSER_BEGIN2](#)
 - [CONNTYPE_TXUSER_EXPORT](#)
 - [CONNTYPE_TXUSER_EXPORT2](#)
 - [CONNTYPE_TXUSER_IMPORT](#)
 - [CONNTYPE_TXUSER_IMPORT2](#)
 - [CONNTYPE_TXUSER_PROMOTE](#)
 - If Allow Remote Administration flag is set to false:
 - For the following connection types, the transaction manager communicating with an application facet MUST refuse to accept incoming Connections from remote machines as specified in [\[MS-CMP\]](#) section 3.1.5.5 with the rejection **Reason** set to 0x80070005.
 - [CONNTYPE_TXUSER_GETTXDETAILS](#)
 - [CONNTYPE_TXUSER_RESOLVE](#)
 - [CONNTYPE_TXUSER_TRACE](#)

All data elements maintained by the transaction manager communicating with an application facet are initialized to an empty value unless stated otherwise in this section or in the initialization sections of the facets the transaction manager communicating with an application facet extends, as described in section 3.4.1.

3.4.4 Higher-Layer Triggered Events

No higher-layer triggered events apply here.

3.4.5 Processing Events and Sequencing Rules

3.4.5.1 Transaction Initiation and Completion

3.4.5.1.1 CONNTYPE_TXUSER_BEGINNER as Acceptor

For all messages that are received in this **connection type**, the **transaction manager** communicating with an **application facet** MUST process the message as specified in section [3.1](#). The transaction manager communicating with an application facet MUST also follow the processing rules that are specified in the following sections.

3.4.5.1.1.1 Receiving a TXUSER_BEGINNER_MTAG_BEGIN Message

When the **transaction manager** communicating with an **application facet** receives a [TXUSER_BEGINNER_MTAG_BEGIN \(section 2.2.8.1.1.2\)](#) message, the transaction manager communicating with an application facet MUST perform the following actions:

- If the **connection** state is Idle:
 - Set the connection state to Beginning Transaction.
 - If the transaction manager does not have sufficient memory available to process the message:
 - Send a [TXUSER_BEGINNER_MTAG_BEGIN_NO_MEM \(section 2.2.8.1.1.4\)](#) message using the connection.
 - Set the connection state to Ended.
 - Otherwise:
 - Create a **transaction** object using the transaction settings provided in the message:
 - Use the **isoLevel** field as the Isolation Level value of the transaction.
 - Use the **dwTimeout** field as the Timeout value of the transaction.
 - Use the **szDesc** field as the Description value of the transaction.
 - Use the **isoFlags** field as the Isolation Flags value of the transaction.
 - Create a new **GUID** as specified in [\[RFC4122\]](#) and assign it to the **Transaction Object.Identifier** field of the transaction object.
 - Add the connection to the connection list of the transaction.
 - Set the **Transaction** field of the connection to the transaction object.
 - Create a new **Enlistment** object with the following values:
 - The transaction manager communicating with an application facet
 - The transaction object
 - The connection
 - Set the Enlistment field of the connection to the new Enlistment object.

- Signal the [Create Transaction \(section 3.2.7.13\)](#) event on the [Core Transaction Manager Facet \(section 1.3.3.3.1\)](#) with the Enlistment object.
- Otherwise, the message MUST be processed as an invalid message, as specified in section [3.1.6](#).

3.4.5.1.1.2 Receiving a TXUSER_BEGINNER_MTAG_COMMIT Message

When the **transaction manager** communicating with an **application facet** receives a [TXUSER_BEGINNER_MTAG_COMMIT](#) message, the transaction manager communicating with an application facet MUST perform the following actions:

- If the **connection** state is Active:
 - Set the connection state to Committing Transaction.
 - Obtain the **transaction** object referenced by the Enlistment object referenced by this connection.
 - Set the **GRFRM** field of the transaction object to the **grfrm** field of the message.
 - Signal the [Begin Phase Zero \(section 3.2.7.5\)](#) event on the [Core Transaction Manager Facet](#) with the transaction object.
- If the connection state is Aborting Transaction:
 - Send a [TXUSER_BEGINNER_MTAG_COMMIT_TOO_LATE](#) message using the connection.
 - Set the connection state to Ended.
- Otherwise, the message MUST be processed as an invalid message as specified in section [3.1.6](#).

3.4.5.1.1.3 Receiving a TXUSER_BEGINNER_MTAG_ABORT Message

When the **transaction manager** communicating with an **application facet** receives a [TXUSER_BEGINNER_MTAG_ABORT](#) message, the transaction manager communicating with an application facet MUST perform the following actions:

- If the **connection** state is Active:
 - Set the connection state to Aborting Transaction.
 - Signal the [Begin Rollback \(section 3.2.7.6\)](#) event on the [Core Transaction Manager Facet](#) with the **transaction** object referenced by the **Enlistment** object referenced by this connection.
- If the connection state is Aborting Transaction:
 - Send a [TXUSER_BEGINNER_MTAG_REQUEST_COMPLETED](#) message using the connection.
 - Set the connection state to Ended.
- Otherwise, the message MUST be processed as an invalid message as specified in section [3.1.6](#).

3.4.5.1.1.4 Connection Disconnected

When a [CONNTYPE_TXUSER_BEGINNER \(section 2.2.8.1.1\)](#) **connection** is disconnected, the **transaction manager** communicating with an **application facet** MUST perform the following actions:

- If the connection state is [Active \(section 3.4.1.1.3\)](#):

- Signal the [Begin Rollback \(section 3.2.7.6\)](#) event on the [Core Transaction Manager Facet \(section 1.3.3.3.1\)](#) with the **transaction** object referenced by the **Enlistment** object referenced by this connection.
- Otherwise, the event MUST be processed as specified in section [3.1.8.3](#).

3.4.5.1.2 CONNTYPE_TXUSER_BEGIN2 as Acceptor

For all messages received in this **connection type**, the **transaction manager** communicating with an **application facet** MUST process the message as specified in section [3.1](#). The transaction manager communicating with an application facet MUST also follow the processing rules specified in the following sections.

3.4.5.1.2.1 Receiving a TXUSER_BEGIN2_MTAG_BEGIN Message

When the **transaction manager** communicating with an **application facet** receives a [TXUSER_BEGIN2_MTAG_BEGIN \(section 2.2.8.1.2.2\)](#) message, the transaction manager communicating with an application facet MUST perform the following actions:

- If the **connection** state is Idle:
 - Set the connection state to Beginning Transaction.
 - If the transaction manager does not have sufficient memory available to process the message, it MUST:
 - Send a [TXUSER_BEGIN2_MTAG_SINK_ERROR \(section 2.2.8.1.2.5\)](#) message using the connection:
 - The **Error** field MUST be set to TRUN_TXBEGIN_ERROR_NO_MEM.
 - Set the connection state to Ended.
 - Otherwise:
 - Create a **transaction** object using the transaction settings provided in the message:
 - Use the **isoLevel** field as the Isolation Level value of the transaction.
 - Use the **dwTimeout** field as the Timeout value of the transaction.
 - Use the **szDesc** field as the Description value of the transaction.
 - Use the **isoFlags** field as the Isolation Flags value of the transaction.
 - Create a new **GUID** as specified in [\[RFC4122\]](#) and assign it to the **Transaction Object.Identifier** field of the transaction object.
 - Add the connection to the connection list of the transaction.
 - Create a new **enlistment** object with the following values:
 - The transaction manager communicating with an application facet.
 - The transaction object.
 - The connection.
 - Set the **Enlistment** field of the connection to the new enlistment object.

- Signal the [Create Transaction \(section 3.2.7.13\)](#) event on the [Core Transaction Manager Facet](#) with the enlistment object.
- Otherwise, the message MUST be processed as an invalid message as specified in section [3.1.6](#).

3.4.5.1.2.2 Receiving a TXUSER_SETTXTIMEOUT_MTAG_SETTXTIMEOUT Message

When the **transaction manager** communicating with an **application facet** receives a [TXUSER_SETTXTIMEOUT_MTAG_SETTXTIMEOUT](#) message, the transaction manager communicating with an application facet MUST perform the following actions:

- If the **connection** state is Active:
 - Set the connection state to Modifying Timeout.
 - Signal the Set Transaction Timeout event on the [Core Transaction Manager Facet](#) with the following arguments:
 - The **transaction** object referenced by the **Enlistment** object referenced by this connection
 - The **dwTxTimeout** field from the message
- Otherwise, the message MUST be processed as an invalid message as specified in section [3.1.6](#).

3.4.5.1.2.3 Receiving a TXUSER_BEGIN2_MTAG_COMMIT Message

When the **transaction manager** communicating with an **application facet** receives a [TXUSER_BEGIN2_MTAG_COMMIT](#) message, the transaction manager communicating with an application facet MUST perform the following actions:

- If the **connection** state is Active:
 - Set the connection state to Committing Transaction.
 - Obtain the **transaction** object referenced by the Enlistment object referenced by this connection.
 - Set the **GRFRM** field of the transaction object to the **grfrm** field of the message.
 - Signal the [Begin Phase Zero \(section 3.2.7.5\)](#) event on the [Core Transaction Manager Facet](#) with the transaction object.
- Otherwise, the message MUST be processed as an invalid message as specified in section [3.1.6](#).

3.4.5.1.2.4 Receiving a TXUSER_BEGIN2_MTAG_ABORT Message

When the **transaction manager** communicating with an **application facet** receives a [TXUSER_BEGIN2_MTAG_ABORT \(section 2.2.8.1.2.1\)](#) message, the transaction manager communicating with an application facet MUST perform the following actions:

- If the **connection** state is Active:
 - Set the connection state to Aborting Transaction.
 - Signal the [Begin Rollback \(section 3.2.7.6\)](#) event on the [Core Transaction Manager Facet](#) with the **transaction** object referenced by the **Enlistment** object referenced by this connection.
- Otherwise, the message MUST be processed as an invalid message as specified in section [3.1.6](#).

3.4.5.1.2.5 Connection Disconnected

When a [CONNTYPE_TXUSER_BEGIN2 \(section 2.2.8.1.2\)](#) **connection** is disconnected, the **transaction manager** communicating with an **application facet** MUST perform the following actions:

- If the connection state is [Active \(section 3.4.1.2.3\)](#):
 - Signal the [Begin Rollback \(section 3.2.7.6\)](#) event on the [Core Transaction Manager Facet \(section 1.3.3.3.1\)](#) with the **transaction** object referenced by the **Enlistment** object referenced by this connection.
- Otherwise, the event MUST be processed as specified in section [3.1.8.3](#).

3.4.5.1.3 CONNTYPE_TXUSER_PROMOTE as Acceptor

For all messages received in this **connection type**, the **transaction manager** communicating with an **application facet** MUST process the message as specified in section [3.1](#). The transaction manager communicating with an application facet MUST also follow the processing rules specified in the following sections.

3.4.5.1.3.1 Receiving a TXUSER_BEGINNER_MTAG_PROMOTE Message

When the **transaction manager** communicating with an **application facet** receives a [TXUSER_BEGINNER_MTAG_PROMOTE](#) message, the transaction manager communicating with an application facet MUST perform the following actions:

- If the **connection** state is Idle:
 - Set the connection state to Beginning Transaction.
 - If the transaction manager does not have sufficient memory available to process the message:
 - Send a [TXUSER_BEGIN2_MTAG_SINK_ERROR](#) message using the connection:
 - The Error field MUST be set to TRUN_TXBEGIN_ERROR_NO_MEM.
 - Set the connection state to Ended.
 - Otherwise:
 - Create a **transaction** object using the transaction settings provided in the message:
 - Use the **isoLevel** field as the Isolation Level value of the transaction.
 - Use the **dwTimeout** field as the Timeout value of the transaction.
 - Use the **szDesc** field as the Description value of the transaction.
 - Use the **isoFlags** field as the Isolation Flags value of the transaction.
 - Use the **guidTX** field as the **Transaction Object.Identifier** value of the transaction.
 - Add the connection to the connection list of the transaction.
 - Create a new **Enlistment** object with the following values:
 - The transaction manager communicating with an application facet.
 - The transaction object.

- The connection.
- Set the **Enlistment** field of the connection to the new Enlistment object.
- Signal the [Create Transaction \(section 3.2.7.13\)](#) event on the [Core Transaction Manager Facet](#) with the enlistment object.
- Otherwise, the message MUST be processed as an invalid message as specified in section [3.1.6](#).

3.4.5.1.3.2 Receiving a TXUSER_SETTXTIMEOUT_MTAG_SETTXTIMEOUT, TXUSER_BEGIN2_MTAG_COMMIT, or TXUSER_BEGIN2_MTAG_ABORT Message

When the **transaction manager** communicating with an **application facet** receives one of these messages, it MUST follow the same message-processing rules as the [CONNTYPE_TXUSER_BEGIN2 connection type](#) acting as an **acceptor**, as specified in section [3.4.5.1.2](#).

3.4.5.1.3.3 Connection Disconnected

When a [CONNTYPE_TXUSER_PROMOTE \(section 2.2.8.1.3\) connection](#) is disconnected, the **transaction manager** communicating with an **application facet** MUST perform the same actions as the [CONNTYPE_TXUSER_BEGIN2 \(section 2.2.8.1.2\) connection type](#) acting as an **acceptor**. See section [3.4.5.1.2](#) for more information.

3.4.5.2 Transaction Propagation

3.4.5.2.1 Pull Propagation

3.4.5.2.1.1 CONNTYPE_TXUSER_ASSOCIATE as Acceptor

For all messages received in this **connection type**, the **transaction manager** communicating with an **application facet** MUST process the message as specified in section [3.1](#). The transaction manager MUST also follow the processing rules that are specified in the following sections.

3.4.5.2.1.1.1 Receiving a TXUSER_ASSOCIATE_MTAG_ASSOCIATE Message

When the **transaction manager** communicating with an **application facet** receives a [TXUSER_ASSOCIATE_MTAG_ASSOCIATE](#) message, it MUST perform the following actions:

- If the **connection** state is Idle:
 - Set the connection state to [Processing Associate Request \(section 3.4.1.4.2\)](#).
 - Override the default schema verification actions for incoming messages as specified in section [3.1.6](#) in the following manner:
 - If the first 16 bytes of the **SourceTmAddr** field is equal to the binary representation of the GUID {DC85CB48-D8A5-11d2-828B-00805F0DF75A}, then:
 - If the **SourceTmAddr** field does not conform to the constraints specified in section [2.2.4.2](#) for a valid OLETX_TM_ADDR structure, then:
 - Send a [TXUSER_ASSOCIATE_MTAG_CREATE_BAD_TMADDR](#) message by using the connection.
 - Perform default invalid message processing, as specified in section [3.1.6](#).
 - Stop processing the message.

- Otherwise, if the **SourceTmAddr** field does not conform to the constraints specified in section [2.2.5.3](#) for a valid NAMEOBJECTBLOB structure, then:
 - Send a TXUSER_ASSOCIATE_MTAG_CREATE_BAD_TMADDR message by using the connection.
 - Perform default invalid message processing, as specified in section 3.1.6.
 - Stop processing the message.
- If the Allow Network Access flag, the Allow Network Transactions flag, or the Allow Inbound Transactions flag of the core transaction manager is set to false:
 - Send a TXUSER_ASSOCIATE_MTAG_CREATE_BAD_TMADDR message using the connection.
 - Set the connection state to Ended.
- Otherwise, if the transaction manager does not have sufficient memory available to process the message:
 - Send a [TXUSER_ASSOCIATE_MTAG_NO_MEM_LOCAL](#) message.
 - Set the connection state to Ended.
- Otherwise:
 - Find the **transaction** object in the transaction table of the transaction manager using the **guidTx** field from the message as the key:
 - If the transaction object is found in the list:
 - Send a [TXUSER_ASSOCIATE_MTAG_ASSOCIATED](#) message to the application.
 - Set the connection state to Active.
 - Otherwise, if the transaction object is not found in the list, the transaction manager MUST:
 - Find the list of [CONNTYPE_TXUSER_ASSOCIATE](#) connections in the Associates Table field of the transaction manager communicating with an application, using the **guidTx** field from the message as a key.
 - If the list is found:
 - Add this connection to the list.
 - Otherwise:
 - Create an empty list of CONNTYPE_TXUSER_ASSOCIATE connections and add this connection to it.
 - Add the list to the associates table of the transaction manager communicating with an application under the following key:
 - The **guidTx** field from the message.
 - Create a new transaction object with the information provided in the message:
 - Use the **guidTx** field as the **Transaction Object.Identifier** value.
 - Use the **isoLevel** field as the Isolation Level value.

- Use the **szDesc** field as the Description value.
 - If the **SourceTmAddr** field contains OLETX_TM_ADDR (section 2.2.4.2), convert the **SourceTmAddr** field from the message to a new Name object, as specified in section [3.1.1.2](#).
 - Otherwise, convert the **SourceTmAddr** field from the message to a new Name object, as specified in [Converting a NAMEOBJECTBLOB Structure to a Name Object \(section 3.1.1.4\)](#).
 - Signal the [Associate Transaction \(section 3.2.7.1\)](#) event on the [Core Transaction Manager Facet](#) with the following arguments:
 - The transaction object.
 - The new Name object.
- Otherwise, the message MUST be processed as an invalid message as specified in section 3.1.6.

3.4.5.2.1.1.2 Connection Disconnected

When a [CONNTYPE_TXUSER_ASSOCIATE connection](#) is disconnected, the **transaction manager** communicating with an **application facet** MUST perform the actions as specified in section [3.1.8.3](#).

3.4.5.2.2 Push Propagation

3.4.5.2.2.1 CONNTYPE_TXUSER_EXTENDEDWHEREABOUTS as Acceptor

For all messages received in this **connection type**, the **transaction manager** communicating with an **application facet** MUST process the message as specified in section [3.1](#). The transaction manager MUST also follow the processing rules specified in the following sections.

3.4.5.2.2.1.1 Receiving a TXUSER_EXTENDEDWHEREABOUTS_MTAG_GET Message

When the **transaction manager** communicating with an **application facet** receives a [TXUSER_EXTENDEDWHEREABOUTS_MTAG_GET](#) message, the transaction manager MUST perform the following actions:

- If the **connection** state is Idle:
 - Set the connection state to Processing Inquiry.
 - If the transaction manager does not have enough memory to process the TXUSER_EXTENDEDWHEREABOUTS_MTAG_GET message:
 - Send a [TXUSER_EXTENDEDWHEREABOUTS_MTAG_NOMEM](#) message using the connection.
 - Otherwise:
 - Send a [TXUSER_EXTENDEDWHEREABOUTS_MTAG_GOT](#) message using the connection:
 - If the **Extended Whereabouts Protocol Count** field of the [Core Transaction Manager Facet](#) is zero:
 - Set the **dwProtocolCount** field to zero.
 - Set the **rgtmprotUsableList** field to empty.
 - Otherwise:

- Set the **dwProtocolCount** field to the **Extended Whereabouts Protocol Count** field of the core transaction manager.
- Set the contents of the **rgtmprotUsableList** field to the contents of the **Extended Whereabouts** field of the core transaction manager. The size of the **rgtmprotUsableList** field in bytes MUST be determined by the **Extended Whereabouts Size** field of the core transaction manager.
- Set the connection state to Ended.
- Otherwise, the message MUST be processed as an invalid message as specified in section [3.1.6](#).

3.4.5.2.2.1.2 Connection Disconnected

When a [CONNTYPE_TXUSER_EXTENDEDWHEREABOUTS \(section 2.2.8.2.2.1\)](#) connection is disconnected, the **transaction manager** MUST perform the actions as specified in section [3.1.8.3](#).

3.4.5.2.2.2 CONNTYPE_TXUSER_EXPORT as Acceptor

For all messages received in this **connection type**, the **transaction manager** communicating with an **application facet** MUST process the message as specified in section [3.1](#). The transaction manager MUST also follow the processing rules specified in the following sections.

3.4.5.2.2.2.1 Receiving a TXUSER_EXPORT_MTAG_CREATE Message

When the **transaction manager** communicating with an **application facet** receives a [TXUSER_EXPORT_MTAG_CREATE](#) message, the transaction manager MUST perform the following actions:

- If the **connection** state is Idle:
 - Set the connection state to Processing Connection Request.
 - If the first 16 bytes of **SourceTmAddr** is equal to the binary representation of the **GUID** {DC85CB48-D8A5-11d2-828B-00805F0DF75A}, the **SourceTmAddr** field MUST contain an [OLETX_TM_ADDR \(section 2.2.4.2\)](#) structure.
 - Otherwise, the **SourceTmAddr** field MUST contain a [NAMEOBJECTBLOB \(section 2.2.5.3\)](#) structure.
 - Override the default schema verification actions for incoming messages as specified in section [3.1.6](#) in the following manner:
 - If the **SourceTmAddr** field from the message contains an OLETX_TM_ADDR structure and violates the constraints specified in section 2.2.4.2 or if the **SourceTmAddr** field from the message contains a NAMEOBJECTBLOB structure and violates the constraints specified in section 2.2.5.3, the transaction manager MUST:
 - Send a [TXUSER_EXPORT_MTAG_CREATE_BAD_TMADDR](#) message using the connection.
 - Perform default invalid message processing, as specified in section 3.1.6.
 - Cease processing the message.
 - If the Allow Network Access flag, the Allow Network Transactions flag, or the Allow Outbound Transactions flag of the [Core Transaction Manager Facet](#) is set to false:
 - Send a TXUSER_EXPORT_MTAG_CREATE_BAD_TMADDR message using the connection.

- Set the connection state to Ended.
- Otherwise:
 - If the **SourceTmAddr** field contains an OLETX_TM_ADDR structure, convert the **SourceTmAddr** field from the message to a new Name object, as specified in section [3.1.1.2](#).
 - Otherwise, convert the **SourceTmAddr** field from the message to a new Name object, as specified in [Converting a NAMEOBJECTBLOB Structure to a Name Object \(section 3.1.1.4\)](#).
 - Store the Name object in the **Connection-Specific Data** field of the connection object.
 - Send a [TXUSER_EXPORT_MTAG_CREATED](#) message using the connection.
 - Set the connection state to Connection Active.
- Otherwise, the message MUST be processed as an invalid message as specified in section 3.1.6.

3.4.5.2.2.2 Receiving a TXUSER_EXPORT_MTAG_CREATE2 Message

When the **transaction manager** receives a [TXUSER_EXPORT_MTAG_CREATE2 \(section 2.2.8.2.2.2\)](#) message, the transaction manager MUST perform the following actions:

- If the **connection** state is Idle:
 - Set the connection state to Processing Connection Request.
 - Override the default schema verification actions for incoming messages as specified in section [3.1.6](#) in the following manner:
 - If the SourceTmAddr field in the message does not comply with the constraints specified in section [2.2.4.2](#):
 - Send a [TXUSER_EXPORT_MTAG_CREATE_BAD_TMADDR](#) message using the connection.
 - Perform default invalid message processing, as specified in section 3.1.6.
 - Cease processing the message.
 - If the Allow Network Access flag, the Allow Network Transactions flag, or the Allow Outbound Transactions flag of the [Core Transaction Manager Facet](#) is set to false:
 - Send a [TXUSER_EXPORT_MTAG_CREATE_NET_TX_DISABLED](#) message using the connection.
 - Set the connection state to Ended.
 - Otherwise:
 - Convert the **SourceTmAddr** field from the message to a new Name object, as specified in section [3.1.1.2](#).
 - Store the Name object in the **Connection-Specific Data** field of the connection object.
 - Send a [TXUSER_EXPORT_MTAG_CREATED](#) message using the connection.
 - Set the connection state to Connection Active.
- Otherwise, the message MUST be processed as an invalid message as specified in section 3.1.6.

3.4.5.2.2.2.3 Receiving a TXUSER_EXPORT_MTAG_EXPORT Message

When the **transaction manager** receives a [TXUSER_EXPORT_MTAG_EXPORT](#) message, the transaction manager MUST perform the following actions:

- If the **connection** state is Connection Active:
 - Set the connection state to Processing Push Operation Request.
 - Find the **transaction** object in the transaction table of the transaction manager by using the **guidTX** field from the message as the key.
 - If the transaction object is not found:
 - Send a [TXUSER_EXPORT_MTAG_EXPORT_TX_NOT_FOUND](#) message using the connection.
 - Set the connection state to Connection Active.
 - Otherwise:
 - Add the connection to the connection list of the transaction.
 - Signal the [Export Transaction \(section 3.2.7.21\)](#) event on the [Core Transaction Manager Facet](#) with the following arguments:
 - The Name object stored in the **Connection-Specific Data** field of the connection
 - The transaction object
- Otherwise, the message MUST be processed as an invalid message as specified in section [3.1.6](#).

3.4.5.2.2.2.4 Connection Disconnected

When a [CONNTYPE_TXUSER_EXPORT \(section 2.2.8.2.2.2\)](#) **connection** is disconnected, the **transaction manager** communicating with an **application facet** MUST perform the actions as specified in section [3.1.8.3](#).

3.4.5.2.2.3 CONNTYPE_TXUSER_EXPORT2 as Acceptor

For all messages received in this **connection type**, the **transaction manager** communicating with an **application facet** MUST process the messages as specified in section [3.1](#). The transaction manager MUST also follow the processing rules specified in the following sections.

3.4.5.2.2.3.1 Receiving a TXUSER_EXPORT_MTAG_CREATE Message

When the **transaction manager** communicating with an **application facet** receives a [TXUSER_EXPORT_MTAG_CREATE](#) message, the transaction manager MUST perform the actions specified in section [3.4.5.2.2.2.1](#).

3.4.5.2.2.3.2 Receiving a TXUSER_EXPORT_MTAG_CREATE2 Message

When the **transaction manager** receives a [TXUSER_EXPORT_MTAG_CREATE2](#) message, the transaction manager MUST perform the actions specified in section [3.4.5.2.2.2.2](#).

3.4.5.2.2.3.3 Receiving a TXUSER_EXPORT_MTAG_EXPORT Message

When the **transaction manager** receives a [TXUSER_EXPORT_MTAG_EXPORT](#) message, the transaction manager MUST perform the actions specified in section [3.4.5.2.2.2.3](#).

3.4.5.2.2.3.4 Connection Disconnected

When a [CONNTYPE_TXUSER_EXPORT2 \(section 2.2.8.2.2.3\)](#) **connection** is disconnected, the **transaction manager** communicating with an **application facet** MUST perform the actions as specified in section [3.1.8.3](#).

3.4.5.2.2.4 CONNTYPE_TXUSER_IMPORT as Acceptor

For all messages received in this **connection type**, the **transaction manager** communicating with an **application facet** MUST process the messages as specified in section [3.1](#). The transaction manager MUST also follow the processing rules specified in the following sections.

3.4.5.2.2.4.1 Receiving a TXUSER_IMPORT_MTAG_IMPORT Message

When the **transaction manager** receives a [TXUSER_IMPORT_MTAG_IMPORT](#) message, the transaction manager MUST perform the following actions:

- If the **connection** state is Idle:
 - Set the connection state to Processing Import Request.
 - Find the **transaction** object in the transaction table of the transaction manager by using the **guidTx** field from the message as the key.
 - If the transaction object is not found or if the transaction state is not Active, **Phase Zero**, or Phase Zero Complete:
 - Send a [TXUSER_IMPORT_MTAG_IMPORT_TX_NOT_FOUND](#) message using the connection.
 - Set the connection state to Ended.
 - Otherwise:
 - Add the connection to the connection list of the transaction.
 - Create a new **Enlistment** object using the following fields:
 - The transaction manager communicating with an **application facet**
 - The transaction object
 - The connection object
 - Assign the new Enlistment object to the **Enlistment** field of the connection.
 - Signal the [Create Voter Enlistment](#) event on the [Core Transaction Manager Facet](#) with the new Enlistment object.
- Otherwise, the message MUST be processed as an invalid message as specified in section [3.1.6](#).

3.4.5.2.2.4.2 Receiving a TXUSER_IMPORT_MTAG_ABORT Message

When the **transaction manager** receives a [TXUSER_IMPORT_MTAG_ABORT](#) message, the transaction manager MUST perform the following actions:

- If the **connection** state is Too Late to Abort:
 - Set the connection state to Processing Abort Request.
 - Send a [TXUSER_IMPORT_MTAG_ABORT_TOO_LATE](#) message using the connection.
 - Set the connection state to Ended.

- Otherwise, if the connection state is Active:
 - Set the connection state to Processing Abort Request.
 - Signal the [Enlistment Unilaterally Aborted \(section 3.2.7.19\)](#) event of the [Core Transaction Manager Facet](#) with the **Enlistment** field of the connection.
 - Send a [TXUSER_IMPORT_MTAG_REQUEST_COMPLETED](#) message.
 - Set the connection state to Ended.
- Otherwise, the message MUST be processed as an invalid message as specified in section [3.1.6](#).

3.4.5.2.2.4.3 Connection Disconnected

When a [CONNTYPE_TXUSER_ASSOCIATE \(section 2.2.8.2.1.1\)](#) **connection** is disconnected, the **transaction manager** MUST perform the actions as specified in section [3.1.8.3](#).

3.4.5.2.2.5 CONNTYPE_TXUSER_IMPORT2 as Acceptor

For all messages received in this **connection type**, the **transaction manager** communicating with an **application facet** MUST process the messages as specified in section [3.1](#). The transaction manager MUST also follow the processing rules specified in the following sections.

3.4.5.2.2.5.1 Receiving a TXUSER_IMPORT2_MTAG_IMPORT Message

When the **transaction manager** receives a [TXUSER_IMPORT2_MTAG_IMPORT](#) message, the transaction manager MUST perform the following actions:

- If the **connection** state is Idle:
 - Set the connection state to Processing Import Request.
 - Find the **transaction** object in the transaction table of the transaction manager by using the **guidTx** field from the message as the key.
 - If the transaction object is not found or if the transaction state is not Active, **Phase Zero** or Phase Zero Complete:
 - Send a [TXUSER_IMPORT2_MTAG_SINK_ERROR](#) message using the connection:
 - The **Error** field MUST be set to TRUN_TXIMPORT_ERROR_IMPORT_TX_NOT_FOUND.
 - Set the connection state to Ended.
 - Otherwise:
 - Add the connection to the connection list of the transaction.
 - Create a new **Enlistment** object using the following fields:
 - The transaction manager communicating with an **application facet**.
 - The transaction object.
 - The connection object.
 - Assign the new Enlistment object to the **Enlistment** field of the connection.
 - Signal the [Create Voter Enlistment](#) event on the [Core Transaction Manager Facet](#) with the new Enlistment object.

- Otherwise, the message MUST be processed as an invalid message as specified in section [3.1.6](#).

3.4.5.2.2.5.2 Receiving a TXUSER_IMPORT2_MTAG_IMPORT_WITH_SET Message

When the **transaction manager** receives a [TXUSER_IMPORT2_MTAG_IMPORT_WITH_SET](#) message, the transaction manager MUST perform the following actions:

- If the **connection** state is Idle:
 - Set the connection state to Processing Import Request.
 - Find the **transaction** object in the transaction table of the transaction manager by using the **guidTx** field from the message as the key.
 - If the transaction object is not found or if the transaction state is not Active, **Phase Zero**, or Phase Zero Complete:
 - Send a [TXUSER_IMPORT2_MTAG_SINK_ERROR](#) message using the connection:
 - The **Error** field MUST be set to TRUN_TXIMPORT_ERROR_IMPORT_TX_NOT_FOUND.
 - Set the connection state to Ended.
 - Otherwise:
 - Add the connection to the connection list of the transaction.
 - Signal the [Set Transaction Attributes \(section 3.2.7.31\)](#) event on the [Core Transaction Manager Facet](#) with the following arguments:
 - The transaction object
 - The **isoLevel** field from the message
 - The **isoFlags** field from the message
 - The **szDesc** field from the message
- Otherwise, the message MUST be processed as an invalid message as specified in section [3.1.6](#).

3.4.5.2.2.5.3 Receiving a TXUSER_IMPORT2_MTAG_ABORT Message

When the **transaction manager** receives a [TXUSER_IMPORT2_MTAG_ABORT \(section 2.2.8.2.2.5.1\)](#) message, the transaction manager MUST perform the following actions:

- If the **connection** state is Too Late to Abort:
 - Set the connection state to Processing Abort Request.
 - Send a [TXUSER_IMPORT2_MTAG_SINK_ERROR \(section 2.2.8.2.2.5.4\)](#) message using the connection:
 - The **Error** field MUST be set to TRUN_TXIMPORT_ERROR_NOTIFY_ABORTED.
 - Set the connection state to Ended.
- Otherwise, if the connection state is Active:
 - Set the connection state to Processing Abort Request.
 - Signal the [Enlistment Unilaterally Aborted \(section 3.2.7.19\)](#) event of the [Core Transaction Manager Facet](#) with the **Enlistment** field of the connection.

- Send a TXUSER_IMPORT2_MTAG_SINK_ERROR message.
 - The **Error** field MUST be set to TRUN_TXIMPORT_ERROR_NOTIFY_ABORTED.
- Set the connection state to Ended.
- Otherwise, the message MUST be processed as an invalid message as specified in section [3.1.6](#).

3.4.5.2.2.5.4 Connection Disconnected

When a [CONNTYPE TXUSER ASSOCIATE \(section 2.2.8.2.1.1\)](#) **connection** is disconnected, the **transaction manager** MUST perform the actions as specified in section [3.1.8.3](#).

3.4.5.3 Transaction Administration

3.4.5.3.1 CONNTYPE_TXUSER_GETTXDETAILS as Acceptor

For all messages received in this **connection type**, the **transaction manager** MUST process the message as specified in section [3.1](#). The transaction manager MUST also follow the processing rules that are specified in the following sections.

3.4.5.3.1.1 Receiving a TXUSER_GETTXDETAILS_MTAG_GET Message

When the **transaction manager** receives a [TXUSER_GETTXDETAILS_MTAG_GET](#) message, the transaction manager MUST perform the following actions:

- If the **connection** state is Idle:
 - Set the connection state to Processing Inquiry.
 - Find the **transaction** object in the transaction table of the transaction manager by using the **guidTx** field from the message as the key:
 - If the transaction object is not found in the list, the transaction manager MUST:
 - Send a [TXUSER_GETTXDETAILS_MTAG_TX_NOT_FOUND](#) message using the connection.
 - Otherwise:
 - Send a [TXUSER_GETTXDETAILS_MTAG_GOTIT](#) message using the connection with the message fields set as follows:
 - The **vszSuperiorName** field MUST be set to a new [OLETX_VARLEN_STRING](#) structure that is populated with the transaction object's Superior **enlistment** object's Name property.
 - The **vszSuperiorID** field MUST be set to a new OLETX_VARLEN_STRING structure that is populated with the transaction object's Superior enlistment object's **Enlistment Object.Identifier** property.
 - The **rgSubordinates** field MUST be set to an array of OLETX_VARLEN_STRING structures. Each subordinate entry is represented by two adjacent structures, whose values are set as follows:
 - For each enlistment object in the **Phase One enlistment** and **Phase Two enlistment** lists of the transaction:
 - The first subordinate structure MUST be set to the Name property of the enlistment object.

- The second subordinate structure MUST be set to the **Enlistment Object.Identifier** property of the enlistment object.
 - The **ISubordinateCount** field MUST be set to the number of enlistment objects whose values were added to the rgSubordinates array.
 - Set the connection state to Ended.
- Otherwise, the message MUST be processed as an invalid message as specified in section [3.1.6](#).

3.4.5.3.1.2 Connection Disconnected

When a [CONNTYPE_TXUSER_GETTXDETAILS \(section 2.2.8.3.1\)](#) **connection** is disconnected, the **transaction manager** MUST perform the actions as specified in section [3.1.8.3](#).

3.4.5.3.2 CONNTYPE_TXUSER_RESOLVE as Acceptor

For all messages received in this **connection type**, the **transaction manager** communicating with an **application facet** MUST process the message as specified in section [3.1](#). The transaction manager MUST also follow the processing rules specified in the following sections.

3.4.5.3.2.1 Receiving a TXUSER_RESOLVE_MTAG_CHILD_ABORT Message

When the **transaction manager** communicating with an **application facet** receives a [TXUSER_RESOLVE_MTAG_CHILD_ABORT](#) message, the transaction manager communicating with an application facet MUST perform the following actions:

- If the **connection** state is Idle:
 - Set the connection state to Processing Abort Request.
 - Verify if the initiator identity of the connection is authenticated as an administrator, as specified in section [5.1.<33>](#)
 - If the initiator identity is not authorized to perform the requested action
 - Signal the [Resolve Transaction Access Denied \(section 3.4.7.17\)](#) event on the Transaction Manager facet communicating with an Application facet with the following arguments:
 - The current connection object.
 - Otherwise, find the **transaction** object in the transaction table of the transaction manager by using the **guidTx** field provided in the message as a key.
- If the transaction object is not found:
 - Send a [TXUSER_RESOLVE_MTAG_TX_NOT_FOUND](#) message by using the connection.
 - Set the connection state to Ended.
- Otherwise:
 - Add the connection to the transaction connection list.
 - Signal the [Resolve Transaction \(section 3.2.7.30\)](#) event on the [Core Transaction Manager Facet](#) with the following arguments:
 - The transaction object
 - The Aborted **outcome**

- Otherwise, the message MUST be processed as an invalid message as specified in section [3.1.6](#).

3.4.5.3.2.2 Receiving a TXUSER_RESOLVE_MTAG_CHILD_COMMIT Message

When the **transaction manager** communicating with an **application facet** receives a [TXUSER_RESOLVE_MTAG_CHILD_COMMIT](#) message, the transaction manager communicating with an application facet MUST perform the following actions:

- If the **connection** state is Idle:
 - Set the connection state to Processing Commit request.
 - Verify if the initiator identity of the connection is authenticated as an administrator, as specified in section [5.1.<34>](#)
 - If the initiator identity is not authorized to perform the requested action
 - Signal the [Resolve Transaction Access Denied \(section 3.4.7.17\)](#) event on the Transaction Manager facet communicating with an Application facet with the following arguments:
 - The current connection object.
 - Otherwise find the **transaction** object in the transaction table of the transaction manager by using the **guidTx** field provided in the message as a key.
 - If the transaction object is not found:
 - Send a [TXUSER_RESOLVE_MTAG_TX_NOT_FOUND](#) message by using the connection.
 - Set the connection state to Ended.
 - Otherwise:
 - Add the connection to the transaction connection list.
 - Signal the Resolve Transaction event on the [Core Transaction Manager Facet](#) with the following arguments:
 - The transaction object
 - The Committed **outcome**.
- Otherwise, the message MUST be processed as an invalid message as specified in section [3.1.6](#).

3.4.5.3.2.3 Receiving a TXUSER_RESOLVE_MTAG_FORGET_COMMITTED Message

When the **transaction manager** communicating with an **application facet** receives a [TXUSER_RESOLVE_MTAG_FORGET_COMMITTED](#) message, the transaction manager communicating with an application facet MUST perform the following actions:

- If the **connection** state is Idle:
 - Set the connection state to Processing Forget Request.
 - Verify if the initiator identity of the connection is authenticated as an administrator, as specified in section [5.1.<35>](#)
 - If the initiator identity is not authorized to perform the requested action
 - Signal the [Resolve Transaction Access Denied \(section 3.4.7.17\)](#) event on the Transaction Manager facet communicating with an Application facet with the following arguments:

- The current connection object.
- Otherwise, find the **transaction** object in the transaction table of the transaction manager by using the **guidTx** field provided in the message as a key.
- If the transaction object is not found:
 - Send a [TXUSER_RESOLVE_MTAG_TX_NOT_FOUND](#) message by using the connection.
 - Set the connection state to Ended.
- Otherwise:
 - Add the connection to the transaction connection list.
 - Signal the [Resolve Transaction \(section 3.2.7.30\)](#) event on the [Core Transaction Manager Facet](#) with the following arguments:
 - The transaction object
 - The Forgotten **outcome**
- Otherwise, the message MUST be processed as an invalid message as specified in section [3.1.6](#).

3.4.5.3.2.4 Connection Disconnected

When a [CONNTYPE_TXUSER_RESOLVE \(section 2.2.8.3.2\)](#) **connection** is disconnected, the **transaction manager** MUST perform the actions as specified in section [3.1.8.3](#).

3.4.5.3.3 CONNTYPE_TXUSER_SETTXTIMEOUT as Acceptor

For all messages received in this **connection type**, the **transaction manager** MUST process the message as specified in section [3.1](#). The transaction manager MUST also follow the processing rules specified in the following sections.

3.4.5.3.3.1 Receiving a TXUSER_SETTXTIMEOUT_MTAG_SETTXTIMEOUT Message

When the **transaction manager** receives a [TXUSER_SETTXTIMEOUT_MTAG_SETTXTIMEOUT \(section 2.2.8.1.2.7\)](#) message, the transaction manager MUST perform the following actions:

- If the **connection** state is Idle:
 - Set the connection state to Processing Request.
 - Find the **transaction** object in the transaction table of the transaction manager by using the **guidTx** field from the message as the key.
 - If the transaction object is not found in the list:
 - Send the **application** a [TXUSER_SETTXTIMEOUT_MTAG_TX_NOT_FOUND \(section 2.2.8.3.3.1\)](#) message.
 - Set the connection state to Ended.
 - Otherwise:
 - Signal the [Set Transaction Timeout \(section 3.2.7.32\)](#) event on the [Core Transaction Manager Facet](#) with the following arguments:
 - The transaction object

- The **dwTxTimeout** field from the message
- Otherwise, the message MUST be processed as an invalid message as specified in section [3.1.6](#).

3.4.5.3.3.2 Connection Disconnected

When a [CONNTYPE_TXUSER_SETTXTIMEOUT \(section 2.2.8.3.3\)](#) **connection** is disconnected, the **transaction manager** MUST perform the actions as specified in section [3.1.8.3](#).

3.4.5.3.4 CONNTYPE_TXUSER_SETTXTIMEOUT2 as Acceptor

For all messages received in this **connection type**, the **transaction manager** MUST process the message as specified in section [3.1](#). The **application** MUST also follow the processing rules specified in the following sections.

3.4.5.3.4.1 Receiving a TXUSER_SETTXTIMEOUT_MTAG_SETTXTIMEOUT Message

When the **transaction manager** receives a [TXUSER_SETTXTIMEOUT_MTAG_SETTXTIMEOUT \(section 2.2.8.1.2.7\)](#) message, the transaction manager MUST perform the following actions:

- If the **connection** state is Idle:
 - Set the connection state to Processing Request.
 - If the transaction manager of the **application** supports the [CONNTYPE_TXUSER_SETTXTIMEOUT2 \(section 2.2.8.3.4\)](#) connection type as specified in section [2.2.1.1.1](#):
 - Send a [TXUSER_SETTXTIMEOUT_MTAG_TX_NOT_FOUND \(section 2.2.8.3.3.1\)](#) message.
 - Otherwise, send an MTAG_CONNECTION_REQ_DENIED (section 2.2.5) message with the **Reason** field set to 0x80070057.
 - Set the connection state to Ended.
- Otherwise, the message MUST be processed as specified in section [3.1.6](#).

3.4.5.3.4.2 Connection Disconnected

When a [CONNTYPE_TXUSER_SETTXTIMEOUT \(section 2.2.8.3.3\)](#) **connection** is disconnected, the **transaction manager** MUST perform the actions as specified in section [3.1.8.3](#).

3.4.5.3.5 CONNTYPE_TXUSER_TRACE as Acceptor

For all messages received in this **connection type**, the **transaction manager** communicating with an **application facet** MUST process the message as specified in section [3.1](#). The transaction manager communicating with an application facet MUST also follow the processing rules specified in the following sections.

3.4.5.3.5.1 Receiving a TXUSER_TRACE_MTAG_DUMP_TRANSACTION Message

When the **transaction manager** communicating with an **application facet** receives a [TXUSER_TRACE_MTAG_DUMP_TRANSACTION](#) message, the transaction manager communicating with an application facet MUST perform the following actions:

- If the **connection** state is Idle:
 - Set the connection state to Processing Trace Request.

- Find the **transaction** object in the transaction table of the transaction manager by using the **guidTx** field from the message as the key.
 - If the transaction object is not found in the list, the transaction manager MUST:
 - Send a [TXUSER_TRACE_MTAG_TX_NOT_FOUND](#) message using the connection.
 - Otherwise:
 - Attempt to generate trace records for the transaction in the trace file of the transaction manager in an implementation-specific manner.
 - If the operation fails:
 - Send a [TXUSER_TRACE_MTAG_REQUEST_FAILED](#) message using the connection.
 - Otherwise:
 - Send a [TXUSER_TRACE_MTAG_REQUEST_COMPLETE](#) message using the connection.
 - Set the connection state to Ended.
- Otherwise, the message MUST be processed as an invalid message as specified in section [3.1.6](#).

3.4.5.3.5.2 Connection Disconnected

When a [CONNTYPE_TXUSER_TRACE \(section 2.2.8.3.5\)](#) **connection** is disconnected, the **transaction manager** communicating with an **application facet** MUST perform the actions as specified in section [3.1.8.3](#).

3.4.5.4 Transaction Manager Administration

3.4.5.4.1 CONNTYPE_TXUSER_GETSECURITYFLAGS as Acceptor

For all messages received in this **connection type**, the **transaction manager** communicating with an **application facet** MUST process the message as specified in section [3.1](#). The transaction manager communicating with an application facet MUST also follow the processing rules specified in the following sections.

3.4.5.4.1.1 Receiving a TXUSER_GETSECURITYFLAGS_MTAG_GETSECURITYFLAGS Message

When the **transaction manager** communicating with an **application facet** receives a [TXUSER_GETSECURITYFLAGS_MTAG_GETSECURITYFLAGS](#) message, the transaction manager communicating with an application facet MUST perform the following actions:

- If the **connection** state is Idle:
 - Set the connection state to Processing Request.
 - Send a [TXUSER_GETSECURITYFLAGS_MTAG_FETCHED](#) message using the connection:
 - If the Allow Network Access flag of the [Core Transaction Manager Facet](#) is set to false:
 - Set the **grfNetworkDtcAccess** field to zero.
 - Otherwise, set the **grfNetworkDtcAccess** field as follows:
 - Set all bits to zero by default.

- Set the DTCADVCONFIG_NETWORKDTCACCESS_ENABLE bit to 1.
- If the Allow Remote Administration flag of the Core Transaction Manager Facet is set to true:
 - Set the DTCADVCONFIG_NETWORKDTCACCESS_ADMIN bit to 1.
- If the Allow Network Transactions flag of the Core Transaction Manager Facet is set to true:
 - Set the DTCADVCONFIG_NETWORKDTCACCESS_TX bit to 1.
- If the Allow Remote Clients flag of the Core Transaction Manager Facet is set to true:
 - Set the DTCADVCONFIG_NETWORKDTCACCESS_CLIENTS bit to 1.
- If the Allow TIP flag of the Core Transaction Manager Facet is set to true:
 - Set the DTCADVCONFIG_NETWORKDTCACCESS_TIP bit to 1.
- If the Allow Outbound Transactions flag of the Core Transaction Manager Facet is set to true:
 - Set the DTCADVCONFIG_OUTBOUNDNETWORK_TX bit to 1.
- If the Allow Inbound Transactions flag of the Core Transaction Manager Facet is set to true:
 - Set the DTCADVCONFIG_INBOUNDNETWORK_TX bit to 1.
- If the **Security Level** field of the Core Transaction Manager Facet is set to no security:
 - Set the DTCADVCONFIG_SECURITYLEVEL_NOSECURITY bit to 1.
- Otherwise, if the **Security Level** field of the Core Transaction Manager Facet is set to incoming authentication:
 - Set the DTCADVCONFIG_SECURITYLEVEL_AUTHENTICATEDONLY bit to 1.
- Otherwise, if the **Security Level** field of the Core Transaction Manager Facet is set to mutual authentication:
 - Set the DTCADVCONFIG_SECURITYLEVEL_MUTUALAUTH bit to 1.
- If the Allow XA flag of the Core Transaction Manager Facet is set to true, set the **grfXaTransaction** field to 1; otherwise, set the flag to zero.
- If the Allow LUTransactions flag of the Core Transaction Manager Facet is set to true, set the DTCADVCONFIG_OPTIONS_LUTRANSACTIONS_DISABLE option bit in the grOptions field to 0; otherwise, set the option bit to 1.
- Set the connection state to Ended.
- Otherwise, the message MUST be processed as an invalid message as specified in section [3.1.6](#).

3.4.5.4.1.2 Connection Disconnected

When a [CONNTYPE_TXUSER_TRACE \(section 2.2.8.3.5\)](#) **connection** is disconnected, the **transaction manager** communicating with an **application facet** MUST perform the actions as specified in section [3.1.8.3](#).

3.4.6 Timer Events

No timer events apply here.

3.4.7 Other Local Events

A **transaction manager** communicating with an **application facet** MUST be prepared to process the local events that are defined in the following sections.

The transaction manager communicating with an application facet MUST be prepared to process local events pertaining to **Phase Zero** functionality only on versions where the **connection type** CONNTYPE_TXUSER_PHASE0 is supported. Section [2.2.1.1.3](#) defines protocol version support for this connection type. The following local events are affected:

- [Register Phase Zero \(section 3.4.7.15\)](#)
- [Phase Zero Complete \(section 3.4.7.14\)](#)

3.4.7.1 Associate Transaction Failure

The Associate Transaction Failure event MUST be signaled with the following arguments:

- A **transaction** object.
- A value indicating the failure reason. The reason MUST be set to one of the following values:
 - Comm Failed
 - Log Full Remote
 - Log Full Local
 - No Mem Remote
 - Too Late
 - Too Many Remote
 - Too Many Local
 - Tx Not Found

If the Associate Transaction Failure event is signaled, the **transaction manager** MUST perform the following actions:

- Find an instance of a [CONNTYPE_TXUSER_ASSOCIATE \(section 2.2.8.2.1.1\)](#) **connection** list in the associates table of the transaction manager communicating with an **application facet** by using the **Transaction Object.Identifier** field of the transaction object as the key.
- For each connection in the list:
 - Remove the connection from the list.
 - If the connection state is Processing Associate Request:
 - Send the matching message for the following reason codes:
 - Comm Failed: [TXUSER_ASSOCIATE_MTAG_COMM_FAILED \(section 2.2.8.2.1.1.3\)](#)
 - Log Full Remote: [TXUSER_ASSOCIATE_MTAG_LOG_FULL_REMOTE \(section 2.2.8.2.1.1.6\)](#)

- Log Full Local: [TXUSER ASSOCIATE MTAG LOG FULL LOCAL \(section 2.2.8.2.1.1.5\)](#)
 - No Mem Remote:
[TXUSER ASSOCIATE MTAG NO MEM REMOTE \(section 2.2.8.2.1.1.8\)](#)
 - Too Late:[TXUSER ASSOCIATE MTAG TOO LATE \(section 2.2.8.2.1.1.9\)](#)
 - Too Many Remote:
[TXUSER ASSOCIATE MTAG TOO MANY REMOTE \(section 2.2.8.2.1.1.11\)](#)
 - Too Many Local:
[TXUSER ASSOCIATE MTAG TOO MANY LOCAL \(section 2.2.8.2.1.1.10\)](#)
 - Tx Not Found: [TXUSER ASSOCIATE MTAG TX NOT FOUND \(section 2.2.8.2.1.1.12\)](#)
- Set the connection state to Ended.
- Remove the list from the associates table of the transaction manager communicating with an application facet.

3.4.7.2 Associate Transaction Success

The Associate Transaction Success event MUST be signaled with the following arguments:

- A **transaction** object.

If the Associate Transaction Success event is signaled, the **transaction manager** MUST perform the following actions:

- Find the list of [CONNTYPE TXUSER ASSOCIATE \(section 2.2.8.2.1.1\)](#) **connections** in the associates table of the transaction manager communicating with an **application facet** by using the **Transaction Object.Identifier** field of the transaction object as the key.
- For each connection in the list:
 - Remove the connection from the list.
 - If the connection state is Processing Associate Request:
 - Send a [TXUSER ASSOCIATE MTAG ASSOCIATED \(section 2.2.8.2.1.1.2\)](#) message using the connection.
 - Set the connection state to Active.
- Remove the list from the associates table of the transaction manager communicating with an application facet.

3.4.7.3 Begin Commit

The Begin Commit event MUST be signaled with the following arguments:

- An **Enlistment** object

If the Begin Commit event is signaled, the **transaction manager** MUST perform the following actions:

- If the enlistment **connection** is of type [CONNTYPE TXUSER IMPORT \(section 2.2.8.2.2.4\)](#):
 - Set the connection state to Ended.

- Otherwise, if the enlistment connection is of type [CONNTYPE_TXUSER_IMPORT2 \(section 2.2.8.2.2.5\)](#) or [CONNTYPE_TXUSER_ASSOCIATE \(section 2.2.8.2.1.1\)](#):
 - Send a [TXUSER_IMPORT2_MTAG_SINK_ERROR \(section 2.2.8.2.2.5.4\)](#) message:
 - The **Error** field MUST be set to TRUN_TXIMPORT_ERROR_NOTIFY_COMMITTED.
 - Set the connection state to Ended.

3.4.7.4 Begin In Doubt

The Begin In Doubt event MUST be signaled with the following arguments:

- An **Enlistment** object.

If the Begin In Doubt event is signaled, the **transaction manager** MUST perform the following actions:

- If the enlistment **connection** is of type [CONNTYPE_TXUSER_IMPORT \(section 2.2.8.2.2.4\)](#):
 - Set the connection state to Ended.
- Otherwise, if the enlistment connection is of type [CONNTYPE_TXUSER_IMPORT2 \(section 2.2.8.2.2.5\)](#) or [CONNTYPE_TXUSER_ASSOCIATE \(section 2.2.8.2.1.1\)](#):
 - Send a [TXUSER_IMPORT2_MTAG_SINK_ERROR \(section 2.2.8.2.2.5.4\)](#) message:
 - The **Error** field MUST be set to TRUN_TXIMPORT_ERROR_NOTIFY_INDOUBT.
 - Set the connection state to Ended.

3.4.7.5 Begin Rollback

The Begin Rollback event MUST be signaled with the following arguments:

- An **Enlistment** object.

If the Begin Rollback event is signaled, the **transaction manager** MUST perform the following actions:

- If the enlistment's **connection** is of type [CONNTYPE_TXUSER_IMPORT \(section 2.2.8.2.2.4\)](#):
 - Set the connection state to Ended.
- Otherwise, if the enlistment's connection is of type [CONNTYPE_TXUSER_IMPORT2 \(section 2.2.8.2.2.5\)](#) or [CONNTYPE_TXUSER_ASSOCIATE \(section 2.2.8.2.1.1\)](#):
 - If the connection state is Active or Too Late to Abort:
 - Send a [TXUSER_IMPORT2_MTAG_SINK_ERROR \(section 2.2.8.2.2.5.4\)](#) message:
 - The **Error** field MUST be set to TRUN_TXIMPORT_ERROR_NOTIFY_ABORTED.
 - Set the connection state to Ended.

3.4.7.6 Begin Voting

The Begin Voting event MUST be signaled with the following arguments:

- An **Enlistment** object

If the Begin Voting event is signaled, the **transaction manager** MUST perform the following actions:

- If the enlistment's **connection** is of type [CONNTYPE_TXUSER_IMPORT](#), [CONNTYPE_TXUSER_IMPORT2](#) or [CONNTYPE_TXUSER_ASSOCIATE](#):
 - Signal the Enlistment Vote Complete event on the [Core Transaction Manager Facet](#) with the following arguments:
 - The provided Enlistment object
 - The Prepared vote **outcome**
 - If the enlistment's connection type is CONNTYPE_TXUSER_IMPORT or CONNTYPE_TXUSER_IMPORT2:
 - Set the connection state to Too Late to Abort.

3.4.7.7 Create Transaction Failure

The Create Transaction Failure event MUST be signaled with the following arguments:

- A **transaction** object.
- A value indicating the failure reason. The reason MUST be set to one of the following values:
 - Log Full
 - No Mem
 - Duplicate

If the Create Transaction Failure event is signaled, the **transaction manager** MUST perform the following actions:

- If the transaction's **connection** list contains a connection of type [CONNTYPE_TXUSER_BEGINNER \(section 2.2.8.1.1\)](#):
 - Send the matching message for the following reason codes:
 - Log Full: [TXUSER_BEGINNER_MTAG_BEGIN_LOG_FULL \(section 2.2.8.1.1.3\)](#)
 - No Mem: [TXUSER_BEGINNER_MTAG_BEGIN_NO_MEM \(section 2.2.8.1.1.4\)](#)
 - Set the connection state to Ended.
- Otherwise, if the transaction's connection list contains a connection of type [CONNTYPE_TXUSER_BEGIN2 \(section 2.2.8.1.2\)](#) or [CONNTYPE_TXUSER_PROMOTE \(section 2.2.8.1.3\)](#):
 - Send a [TXUSER_BEGIN2_MTAG_SINK_ERROR \(section 2.2.8.1.2.5\)](#) message:
 - The Error field MUST be set to the value matching the following reason codes:
 - Log Full: TRUN_TXBEGIN_ERROR_BEGIN_LOG_FULL
 - No Mem: TRUN_TXBEGIN_ERROR_NO_MEM

- Duplicate: TRUN_TXBEGIN_ERROR_DUPLICATE_GUID
- Set the connection state to Ended.

3.4.7.8 Create Transaction Success

The Create Transaction Success event MUST be signaled with the following arguments:

- A **transaction** object

If the Create Transaction Success event is signaled, the **transaction manager** MUST perform the following actions:

- If the transaction's **connection** list contains a connection of type [CONNTYPE_TXUSER_BEGINNER \(section 2.2.8.1.1\)](#)
 - Send a [TXUSER_BEGINNER_MTAG_BEGUN \(section 2.2.8.1.1.5\)](#) message.
 - The **guidTx** field MUST be set to the **Transaction Object.Identifier** field of the transaction object.
 - Set the connection state to Active.
- Otherwise, if the transaction's connection list contains a connection of type [CONNTYPE_TXUSER_BEGIN2 \(section 2.2.8.1.2\)](#) or [CONNTYPE_TXUSER_PROMOTE \(section 2.2.8.1.3\)](#):
 - Send a [TXUSER_BEGIN2_MTAG_SINK_BEGUN \(section 2.2.8.1.2.4\)](#) message:
 - The **guidTx** field MUST be set to the **Transaction Object.Identifier** field of the transaction object.
 - Set the connection state to Active.

3.4.7.9 Create Voter Enlistment Failure

The Create Voter Enlistment Failure event MUST be signaled with the following arguments:

- An **Enlistment** object.
- A value indicating the failure reason. The reason MUST be set to the following value:
 - Too Late

If the Create Voter Enlistment Failure event is signaled, the **Transaction Manager** MUST perform the following actions:

- If the provided enlistment's **connection** is of type [CONNTYPE_TXUSER_IMPORT2 \(section 2.2.8.2.2.5\)](#):
 - Send a [TXUSER_IMPORT2_MTAG_SINK_ERROR \(section 2.2.8.2.2.5.4\)](#) message using the provided enlistment's connection:
 - The **Error** field MUST be set to:
 - TRUN_TXIMPORT_ERROR_IMPORT_TX_NOT_FOUND.
 - Set the connection state to Ended.
- Otherwise, if the provided enlistment's connection is of type [CONNTYPE_TXUSER_IMPORT \(section 2.2.8.2.2.4\)](#):

- Send a TXUSER_IMPORT_MTAG_IMPORT_TX_NOT_FOUND message using the provided enlistment's connection.
- Set the connection state to Ended.

3.4.7.10 Create Voter Enlistment Success

The Create Voter Enlistment Success event MUST be signaled with the following arguments:

- An **Enlistment** object

If the Create Voter Enlistment Success event is signaled, the **Transaction Manager** MUST perform the following actions:

- If the provided enlistment's **connection** is of type [CONNTYPE_TXUSER_IMPORT2 \(section 2.2.8.2.2.5\)](#):
 - Send the [TXUSER_IMPORT2_MTAG_SINK_IMPORTED \(section 2.2.8.2.2.5.5\)](#) message using the provided enlistment's connection.
 - The **isoLevel** field MUST be set to the **Isolation Level** field of the **transaction** object referenced by the provided Enlistment object.
 - The **isoFlags** field MUST be set to the **Isolation Flags** field of the transaction object referenced by the provided Enlistment object.
- Otherwise, if the provided enlistment's connection is of type [CONNTYPE_TXUSER_IMPORT \(section 2.2.8.2.2.4\)](#):
 - Send the [TXUSER_IMPORT_MTAG_IMPORTED \(section 2.2.8.2.2.4.5\)](#) message using the provided enlistment's connection:
 - The **isoLevel** field MUST be set to the **Isolation Level** field of the transaction object referenced by the provided Enlistment object.
 - The **isoFlags** field MUST be set to the **Isolation Flags** field of the transaction object referenced by the provided Enlistment object.
- Set the connection state to Active.

3.4.7.11 Export Transaction Failure

The Export Transaction Failure event MUST be signaled with the following arguments:

- A **transaction** object.
- A value indicating the failure reason. The reason MUST be set to one of the following values:
 - Log Full
 - No Mem
 - Too Late
 - Too Many
 - Comm Failed

If the Export Transaction Failure event is signaled, the **transaction manager** MUST perform the following actions:

- Find an instance of a [CONNTYPE_TXUSER_EXPORT2 \(section 2.2.8.2.2.3\)](#) **connection** in the provided transaction's connection list.
 - Send the matching message for the following reason codes:
 - Log Full: [TXUSER_EXPORT_MTAG_EXPORT_LOG_FULL \(section 2.2.8.2.2.2.7\)](#)
 - No Mem: [TXUSER_EXPORT_MTAG_EXPORT_NO_MEM \(section 2.2.8.2.2.2.8\)](#)
 - Too Late: [TXUSER_EXPORT_MTAG_EXPORT_TOO_LATE \(section 2.2.8.2.2.2.9\)](#)
 - Too Many: [TXUSER_EXPORT_MTAG_EXPORT_TOO_MANY \(section 2.2.8.2.2.2.10\)](#)
 - Not Found: [TXUSER_EXPORT_MTAG_EXPORT_TX_NOT_FOUND \(section 2.2.8.2.2.2.11\)](#)
 - Comm Failed: [TXUSER_EXPORT_MTAG_EXPORT_COMM_FAILED \(section 2.2.8.2.2.3.1\)](#)
 - Set the connection state to Ended.
- Otherwise, find an instance of a [CONNTYPE_TXUSER_EXPORT \(section 2.2.8.2.2.2\)](#) connection in the provided transaction's connection list.
 - Send the matching message for the following reason codes:
 - Log Full: TXUSER_EXPORT_MTAG_EXPORT_LOG_FULL (section 2.2.8.2.2.2.7)
 - No Mem: TXUSER_EXPORT_MTAG_EXPORT_NO_MEM (section 2.2.8.2.2.2.8)
 - Too Late: TXUSER_EXPORT_MTAG_EXPORT_TOO_LATE (section 2.2.8.2.2.2.9)
 - Too Many: TXUSER_EXPORT_MTAG_EXPORT_TOO_MANY (section 2.2.8.2.2.2.10)
 - Not Found: TXUSER_EXPORT_MTAG_EXPORT_TX_NOT_FOUND (section 2.2.8.2.2.2.11)
 - Otherwise, if no such connection exists, the event MUST be ignored.

3.4.7.12 Export Transaction Success

The Export Transaction Success event MUST be signaled with the following arguments:

- A **transaction** object

If the Export Transaction Success event is signaled, the **transaction manager** MUST perform the following actions:

- Find an instance of a [CONNTYPE_TXUSER_EXPORT2 \(section 2.2.8.2.2.3\)](#) **connection** in the provided transaction's connection list.
 - Send a [TXUSER_EXPORT_MTAG_EXPORTED \(section 2.2.8.2.2.2.12\)](#) message using the connection.
 - Set the connection state to [Connection Active \(section 3.4.1.9.3\)](#).
- Otherwise, find an instance of a [CONNTYPE_TXUSER_EXPORT \(section 2.2.8.2.2.2\)](#) connection in the provided transaction's connection list.
 - Send a TXUSER_EXPORT_MTAG_EXPORTED (section 2.2.8.2.2.2.12) message using the connection.
 - Set the connection state to [Connection Active \(section 3.4.1.8.3\)](#).
- Otherwise, if no such connection exists, the event MUST be ignored.

3.4.7.13 Phase One Complete

The Phase One Complete event MUST be signaled with the following arguments:

- An **Enlistment** object.
- A value indicating the **outcome** of [Phase One](#). The value MUST be set to one of the following values:
 - Read Only
 - Committed
 - Aborted
 - In Doubt

If the Phase One Complete event is signaled, the **Transaction Manager** Communicating with an **Application Facet** MUST perform the following actions:

- If the provided outcome is Read Only or Committed:
 - If the **transaction's connection** list contains a connection of type [CONNTYPE_TXUSER_BEGINNER \(section 2.2.8.1.1\)](#):
 - Send a [TXUSER_BEGINNER_MTAG_REQUEST_COMPLETED \(section 2.2.8.1.1.9\)](#) message.
 - Set the connection state to Ended.
 - Otherwise, if the transaction's connection list contains a connection of type [CONNTYPE_TXUSER_BEGIN2 \(section 2.2.8.1.2\)](#) or [CONNTYPE_TXUSER_PROMOTE \(section 2.2.8.1.3\)](#):
 - Send a [TXUSER_BEGIN2_MTAG_SINK_ERROR \(section 2.2.8.1.2.5\)](#) message:
 - The Error field MUST be set to TRUN_TXBEGIN_ERROR_NOTIFY_COMMITTED.
 - Set the connection state to Ended.
- Otherwise, if the provided outcome is Aborted:
 - If the transaction's connection list contains a connection of type [CONNTYPE_TXUSER_BEGINNER \(section 2.2.8.1.1\)](#):
 - If the connection state is Active:
 - Set the connection state to Aborting Transaction.
 - Otherwise, if the connection state is Aborting Transaction or Committing Transaction:
 - Send a [TXUSER_BEGINNER_MTAG_REQUEST_COMPLETED \(section 2.2.8.1.1.9\)](#) message.
 - Set the connection state to Ended.
 - Otherwise, ignore the event.
 - Otherwise, if the transaction's connection list contains a connection of type [CONNTYPE_TXUSER_BEGIN2 \(section 2.2.8.1.2\)](#) or [CONNTYPE_TXUSER_PROMOTE \(section 2.2.8.1.3\)](#):
 - Send a [TXUSER_BEGIN2_MTAG_SINK_ERROR \(section 2.2.8.1.2.5\)](#) message:

- The Error field MUST be set to TRUN_TXBEGIN_ERROR_NOTIFY_ABORTED.
 - Set the connection state to Ended.
- Otherwise, if the provided outcome is [In Doubt](#):
 - If the transaction's connection list contains a CONNTYPE_TXUSER_BEGINNER (section 2.2.8.1.1) connection:
 - Send a [TXUSER_BEGINNER_MTAG_COMMIT_INDOUBT \(section 2.2.8.1.1.7\)](#) message.
 - Set the connection state to Ended.
 - Otherwise, if the transaction's connection list contains a CONNTYPE_TXUSER_BEGIN2 (section 2.2.8.1.2) connection:
 - Send a TXUSER_BEGIN2_MTAG_SINK_ERROR (section 2.2.8.1.2.5) message:
 - The Error field MUST be set to TRUN_TXBEGIN_ERROR_NOTIFY_INDOUBT.
 - Set the connection state to Ended.

3.4.7.14 Phase Zero Complete

The **Phase Zero** Complete event MUST be signaled with the following arguments:

- An **Enlistment** object.
- A value indicating the **outcome** of Phase Zero. The value MUST be set to one of the following values:
 - Success
 - Failure

If the Phase Zero Complete event is signaled, the **transaction manager** MUST perform the following actions:

- If the provided outcome is Success:
 - Signal the Begin Phase One event on the [Core Transaction Manager Facet](#) with the following arguments:
 - The **transaction** referenced by the provided Enlistment object.
 - The **Single Phase Commit** flag set to true.

Otherwise:

- Signal the Phase One Complete event on the Transaction Manager Communicating with an **Application Facet** with the following arguments:
 - The provided Enlistment object
 - The Aborted outcome

3.4.7.15 Register Phase Zero

The Register **Phase Zero** event MUST be signaled with the following arguments:

- An **Enlistment** object.

If the Register Phase Zero event is signaled, the **transaction manager** MUST perform the following actions:

- Signal the Register Phase Zero Success event on the [Core Transaction Manager Facet](#) with the following arguments:
 - The provided Enlistment object

3.4.7.16 Resolve Transaction Complete

The Resolve Transaction Complete event MUST be signaled with the following arguments:

- A **transaction** object.
- A value indicating the result of the resolve transaction operation. The value MUST be set to one of the following values:
 - Committed
 - Aborted
 - Forgotten
 - Not Prepared
 - Not Committed

If the Resolve Transaction Complete event is signaled, the **transaction manager** MUST perform the following actions:

- Find a [CONNTYPE_TXUSER_RESOLVE \(section 2.2.8.3.2\)](#) **connection** in the transaction's connection list.
- If the connection is not found, ignore the event.
- Otherwise:
 - If the resolve **outcome** is Committed, Aborted, or Forgotten:
 - Send a [TXUSER_RESOLVE_MTAG_REQUEST_COMPLETE \(section 2.2.8.3.2.7\)](#) message using the connection.
 - Set the connection state to Ended.
 - Otherwise, if the resolve outcome is Not Prepared:
 - Send a [TXUSER_RESOLVE_MTAG_CHILD_NOT_PREPARED \(section 2.2.8.3.2.4\)](#) message using the connection.
 - Set the connection state to Ended.
 - Otherwise, if the resolve outcome is Not Committed:
 - Send a [TXUSER_RESOLVE_MTAG_FORGET_TX_NOT_COMMITTED \(section 2.2.8.3.2.6\)](#) message using the connection.
 - Set the connection state to Ended.

3.4.7.17 Resolve Transaction Access Denied

The Resolve Transaction Access Denied event MUST be signaled with the following arguments:

- A connection object.

If the Resolve Transaction Access Denied event is signaled, the **transaction manager** MUST perform the following actions:

- If the connection object is of [CONNTYPE_TXUSER_RESOLVE \(section 2.2.8.3.2\)](#) connection type:
 - Send a [TXUSER_RESOLVE_MTAG_ACCESSDENIED \(section 2.2.8.3.2.1\)](#) message.
 - Set the connection state to Ended.
- Otherwise:
 - Ignore the signal.

3.4.7.18 Rollback Complete

The Rollback Complete event MUST be signaled with the following arguments:

- An **Enlistment** object

If the Rollback Complete event is signaled, the **transaction manager** MUST perform the following actions:

- If the **connection** referenced by the enlistment is of type [CONNTYPE_TXUSER_BEGINNER \(section 2.2.8.1.1\)](#):
 - If the connection state is Aborting Transaction:
 - Send a [TXUSER_BEGINNER_MTAG_REQUEST_COMPLETED \(section 2.2.8.1.1.9\)](#) message.
 - Set the connection state to Ended.
- If the connection referenced by the enlistment is of type [CONNTYPE_TXUSER_BEGIN2 \(section 2.2.8.1.2\)](#) or [CONNTYPE_TXUSER_PROMOTE \(section 2.2.8.1.3\)](#):
 - If the connection state is Modifying Timeout:
 - Send a [TXUSER_SETTXTIMEOUT_MTAG_TOO_LATE \(section 2.2.8.1.2.8\)](#) message.
 - Otherwise, if the connection state is Active, Aborting Transaction, or Committing Transaction:
 - Send a [TXUSER_BEGIN2_MTAG_SINK_ERROR \(section 2.2.8.1.2.5\)](#) message.
 - The Error field MUST be set to TRUN_TXBEGIN_ERROR_NOTIFY_ABORTED.
 - Set the connection state to Ended.

3.4.7.19 Set Transaction Attributes Failure

The Set Transaction Attributes Failure event MUST be signaled with the following arguments:

- A **transaction** object

If the Set Transaction Attributes Failure event is signaled, the **transaction manager** MUST perform the following actions:

- Find a [CONNTYPE_TXUSER_IMPORT2 connection](#) instance in the provided transaction's connection list.

- If the connection is not found, ignore the event.
- Otherwise:
 - Send a [TXUSER_IMPORT2_MTAG_SINK_ERROR](#) message using the connection:
 - The Error field MUST be set to TRUN_TXIMPORT_ERROR_IMPORT_TX_NOT_FOUND.
 - Set the connection state to Ended.

3.4.7.20 Set Transaction Attributes Success

The Set Transaction Attributes Success event MUST be signaled with the following arguments:

- A **transaction** object

If the Set Transaction Attributes Success event is signaled, the **transaction manager** MUST perform the following actions:

- Find a [CONNTYPE_TXUSER_IMPORT2 \(section 2.2.8.2.2.5\)](#) **connection** instance in the provided transaction's connection list.
- If the connection is not found, ignore the signal.
- Otherwise:
 - Create a new **Enlistment** object using the following fields:
 - The Transaction Manager Communicating with an **Application Facet**
 - The provided transaction object
 - The connection object
 - Assign the new Enlistment object to the connection's Enlistment field.
 - Signal the [Create Voter Enlistment \(section 3.2.7.14\)](#) event on the [Core Transaction Manager Facet \(section 1.3.3.3.1\)](#) with the new Enlistment object.

3.4.7.21 Set Transaction Timeout Failure

The Set Transaction Timeout Failure event MUST be signaled with the following arguments:

- A **transaction** object

If the Set Transaction Timeout Failure event is signaled, the **transaction manager** MUST perform the following actions:

- If the transaction's **connection** list contains a connection of type [CONNTYPE_TXUSER_BEGIN2 \(section 2.2.8.1.2\)](#) or [CONNTYPE_TXUSER_PROMOTE \(section 2.2.8.1.3\)](#):
 - Send a [TXUSER_SETTXTIMEOUT_MTAG_TOO_LATE \(section 2.2.8.1.2.8\)](#) message using the connection.
 - Set the connection state to Active.
- Otherwise, if the transaction's connection list contains a [CONNTYPE_TXUSER_SETTXTIMEOUT \(section 2.2.8.3.3\)](#) connection:

- Send a TXUSER_SETTXTIMEOUT_MTAG_TOO_LATE (section 2.2.8.1.2.8) message using the connection.
- Set the connection state to Ended.

3.4.7.22 Set Transaction Timeout Success

The Set Transaction Timeout Success event MUST be signaled with the following arguments:

- A **transaction** object

If the Set Transaction Timeout Success event is signaled, the **transaction manager** MUST perform the following actions:

- If the transaction's **connection** list contains a connection of type [CONNTYPE_TXUSER_BEGIN2 \(section 2.2.8.1.2\)](#) or [CONNTYPE_TXUSER_PROMOTE \(section 2.2.8.1.3\)](#):
 - Send a [TXUSER_SETTXTIMEOUT_MTAG_REQUEST_COMPLETE \(section 2.2.8.1.2.6\)](#) message using the connection.
 - Set the connection state to Active.
- Otherwise, if the transaction's connection list contains a [CONNTYPE_TXUSER_SETTXTIMEOUT \(section 2.2.8.3.3\)](#) connection:
 - Send a TXUSER_SETTXTIMEOUT_MTAG_REQUEST_COMPLETE (section 2.2.8.1.2.6) message using the connection.
 - Set the connection state to Ended.

3.4.7.23 Unilaterally Aborted

The Unilaterally Aborted event MUST be signaled with the following arguments:

- An **Enlistment** object

If the Unilaterally Aborted event is signaled, the **transaction manager** MUST perform the following actions:

- If the enlistment's **connection** is of type [CONNTYPE_TXUSER_BEGINNER \(section 2.2.8.1.1\)](#):
 - If the connection state is Active.
 - Set the connection state to Aborting Transaction.
- Otherwise, if the enlistment's connection is of type [CONNTYPE_TXUSER_BEGIN2 \(section 2.2.8.1.2\)](#) or [CONNTYPE_TXUSER_PROMOTE \(section 2.2.8.1.3\)](#):
 - Send a [TXUSER_BEGIN2_MTAG_SINK_ERROR \(section 2.2.8.1.2.5\)](#) message:
 - The Error field MUST be set to TRUN_TXBEGIN_ERROR_NOTIFY_ABORTED.
 - Set the connection state to Ended.

3.5 Resource Manager Details

3.5.1 Abstract Data Model

This section describes a conceptual model of possible data organization that an implementation maintains to participate in this protocol. The described organization is provided to facilitate the explanation of how the protocol behaves. This document does not mandate that implementations adhere to this model as long as their external behavior is consistent with the behavior that is described in this document.

Note that the abstract data model can be implemented in a variety of ways. This protocol does not prescribe or advocate any specific implementation technique.

A **resource manager** MUST maintain all the data elements as specified in section [3.1.1](#).

A resource manager MUST also maintain the following data elements:

- **Resource Manager.Identifier**: A durable **GUID** that specifies the **resource manager identifier**.
- **Session identifier**: A volatile GUID that specifies the **resource manager session identifier**.
- **Resource Manager.Durable Log**: A durable list of **transaction** objects. The contents of the log MUST persist across software restarts and **transient failures**.
- **Reenlistment list**: A list of **connection** objects.
- **Transaction manager name**: A Name object that identifies the **transaction manager**.
- **Reenlistment timeout**: A value that indicates the number of milliseconds the resource manager will wait for an **outcome** while reenlisting on a transaction.
- **Resource Manager.Connection**: A connection object that MUST be of type [CONNTYPE_TXUSER_RESOURCEMANAGERINTERNAL \(section 2.2.10.1.2\)](#) or [CONNTYPE_TXUSER_RESOURCEMANAGER \(section 2.2.10.1.1\)](#).

When a transaction object is stored in the **Resource Manager.Durable Log** of the resource manager, the resource manager MUST record, at minimum, the following fields:

- The **Resource Manager.Identifier** field
- The **Transaction Object.Identifier** field of the transaction object

A resource manager MUST provide the states that are defined in the following sections for its supported **connection types**. Section [2.2.1.1.3](#) defines the connection types that a resource manager MUST provide for each supported protocol version.

For a resource manager initiating a connection, once the connection's state machine enters the Ended state, the connection that is associated with the state machine MUST be disconnected, if it is not already disconnected, as specified in [\[MS-CMP\]](#) section 3.1.5.1. In addition, if both the Outgoing Connection Table and the Incoming Connection Table of the Session object containing the connection object referenced by **Resource Manager.Connection** are empty, the following event on the resource manager is signaled:

- [Transaction Manager Down \(section 3.5.7.4\)](#)

3.5.1.1 CONNTYPE_TXUSER_RESOURCEMANAGER Initiator States

The **resource manager** MUST act as an **initiator** for the [CONNTYPE_TXUSER_RESOURCEMANAGER \(section 2.2.10.1.1\) connection type](#). In this role, the resource manager MUST provide support for the following states:

- Idle
- Awaiting Create Response
- Recovering
- Awaiting Completion Confirmation
- Active
- Ended

The following figure shows the relationship between the CONNTYPE_TXUSER_RESOURCEMANAGER (section 2.2.10.1.1) initiator states.

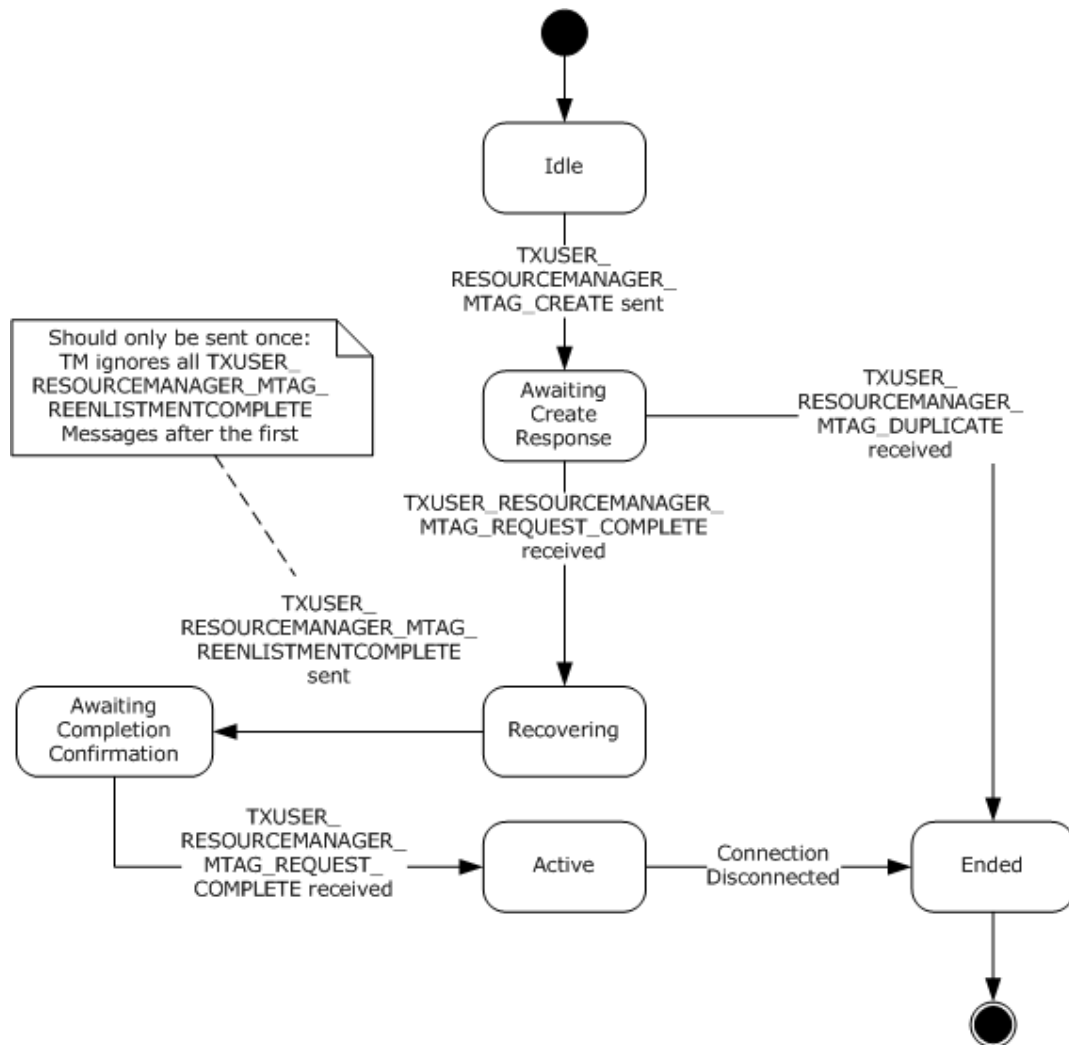


Figure 44: Resource Manager state diagram for CONNTYPE_TXUSER_RESOURCEMANAGER

3.5.1.1.1 Idle

This is the initial state. The following event is processed in this state:

- [Registering with Transaction Manager Using CONNTYPE_TXUSER_RESOURCEMANAGER \(section 3.5.4.10.1\)](#)

3.5.1.1.2 Awaiting Create Response

The following events are processed in this state:

- [Receiving a TXUSER_RESOURCEMANAGER_MTAG_REQUEST_COMPLETE Message \(section 3.5.5.1.1.2\)](#)
- [Receiving a TXUSER_RESOURCEMANAGER_MTAG_DUPLICATE Message \(section 3.5.5.1.1.1\)](#)

3.5.1.1.3 Recovering

The following event is processed in this state:

- [Reenlistment Complete \(section 3.5.7.3\)](#)

3.5.1.1.4 Awaiting Completion Confirmation

The following event is processed in this state:

- [Receiving a TXUSER_RESOURCEMANAGER_MTAG_REQUEST_COMPLETE Message \(section 3.5.5.1.1.2\)](#)

3.5.1.1.5 Active

No specific events are processed in this state.

3.5.1.1.6 Ended

This is the final state.

3.5.1.2 CONNTYPE_TXUSER_RESOURCEMANAGERINTERNAL Initiator States

The **resource manager** MUST act as an **initiator** for the [CONNTYPE_TXUSER_RESOURCEMANAGERINTERNAL \(section 2.2.10.1.2\)](#) **connection type**. In this role, the resource manager MUST provide support for the following states:

- Idle
- Awaiting Create Response
- Recovering
- Awaiting Completion Confirmation
- Active
- Ended

The following figure shows the relationship between the CONNTYPE_TXUSER_RESOURCEMANAGERINTERNAL initiator states.

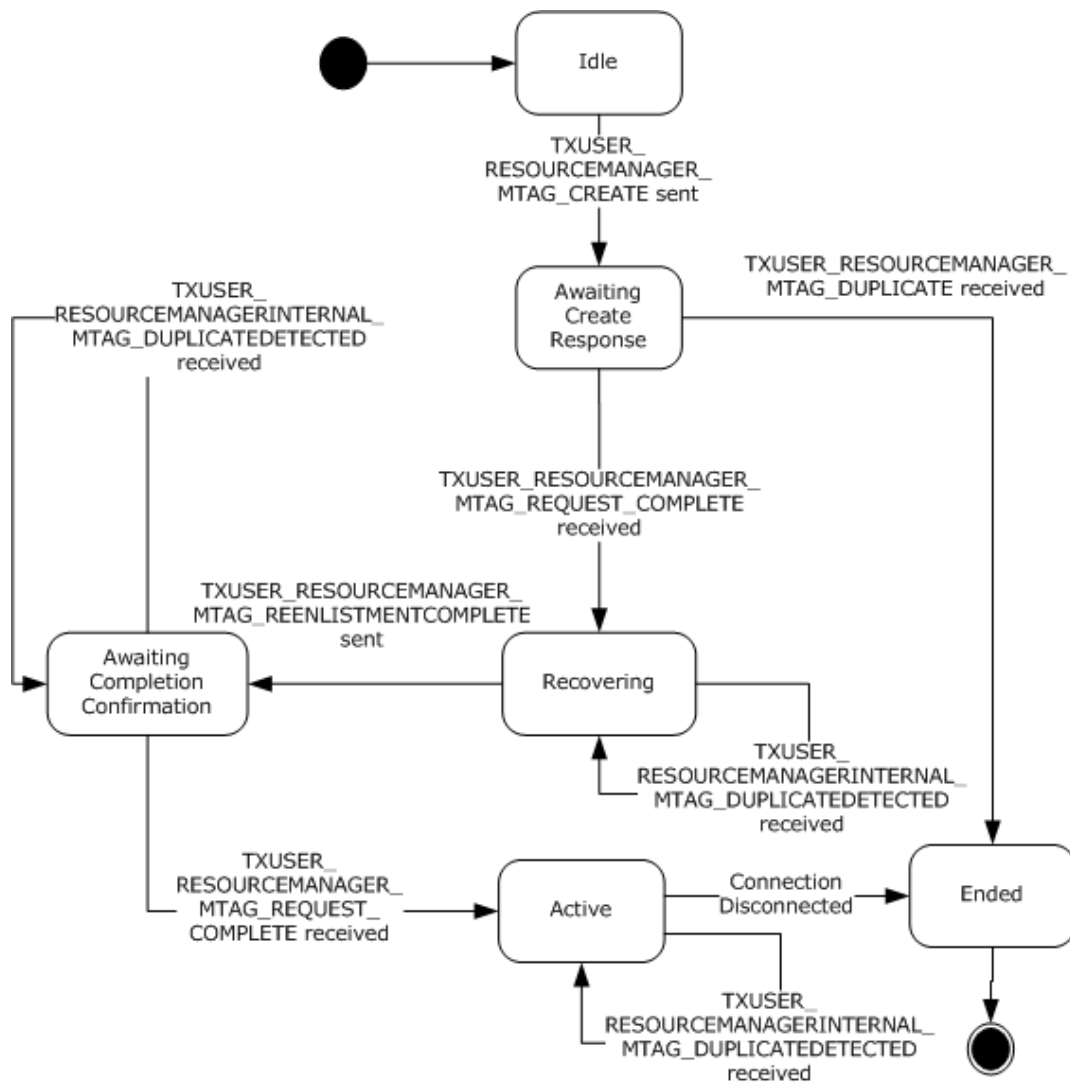


Figure 45: CONNTYPE_TXUSER_RESOURCEMANAGERINTERNAL initiator states

3.5.1.2.1 Idle

This is the initial state. The following event is processed in this state:

- [Registering with Transaction Manager Using CONNTYPE_TXUSER_RESOURCEMANAGERINTERNAL \(section 3.5.4.10.2\)](#)

3.5.1.2.2 Awaiting Create Response

The following events are processed in this state:

- [Receiving a TXUSER_RESOURCEMANAGER_MTAG_DUPLICATE or TXUSER_RESOURCEMANAGER_MTAG_REQUEST_COMPLETE Message \(section 3.5.5.1.2.1\)](#)

3.5.1.2.3 Recovering

The following events are processed in this state:

- [Reenlistment Complete \(section 3.5.7.3\)](#)
- [Receiving a TXUSER_RESOURCEMANAGERINTERNAL_MTAG_DUPLICATEDETECTED Message \(section 3.5.5.1.2.2\)](#)

3.5.1.2.4 Awaiting Completion Confirmation

The following events are processed in this state:

- [Receiving a TXUSER_RESOURCEMANAGER_MTAG_DUPLICATE or TXUSER_RESOURCEMANAGER_MTAG_REQUEST_COMPLETE Message \(section 3.5.5.1.2.1\)](#)

3.5.1.2.5 Active

The following event is processed in this state:

- [Receiving a TXUSER_RESOURCEMANAGERINTERNAL_MTAG_DUPLICATEDETECTED Message \(section 3.5.5.1.2.2\)](#)

3.5.1.2.6 Ended

This is the final state.

3.5.1.3 CONNTYPE_TXUSER_PHASE0 Initiator States

The **resource manager** MUST act as an **initiator** for the [CONNTYPE_TXUSER_PHASE0 \(section 2.2.10.2.1\)](#) **connection type**. In this role, the resource manager MUST provide support for the following states:

- Idle
- Awaiting Create Response
- Active
- Processing **Phase Zero** Request
- Ended

The following figure shows the relationship between the CONNTYPE_TXUSER_PHASE0 initiator states.

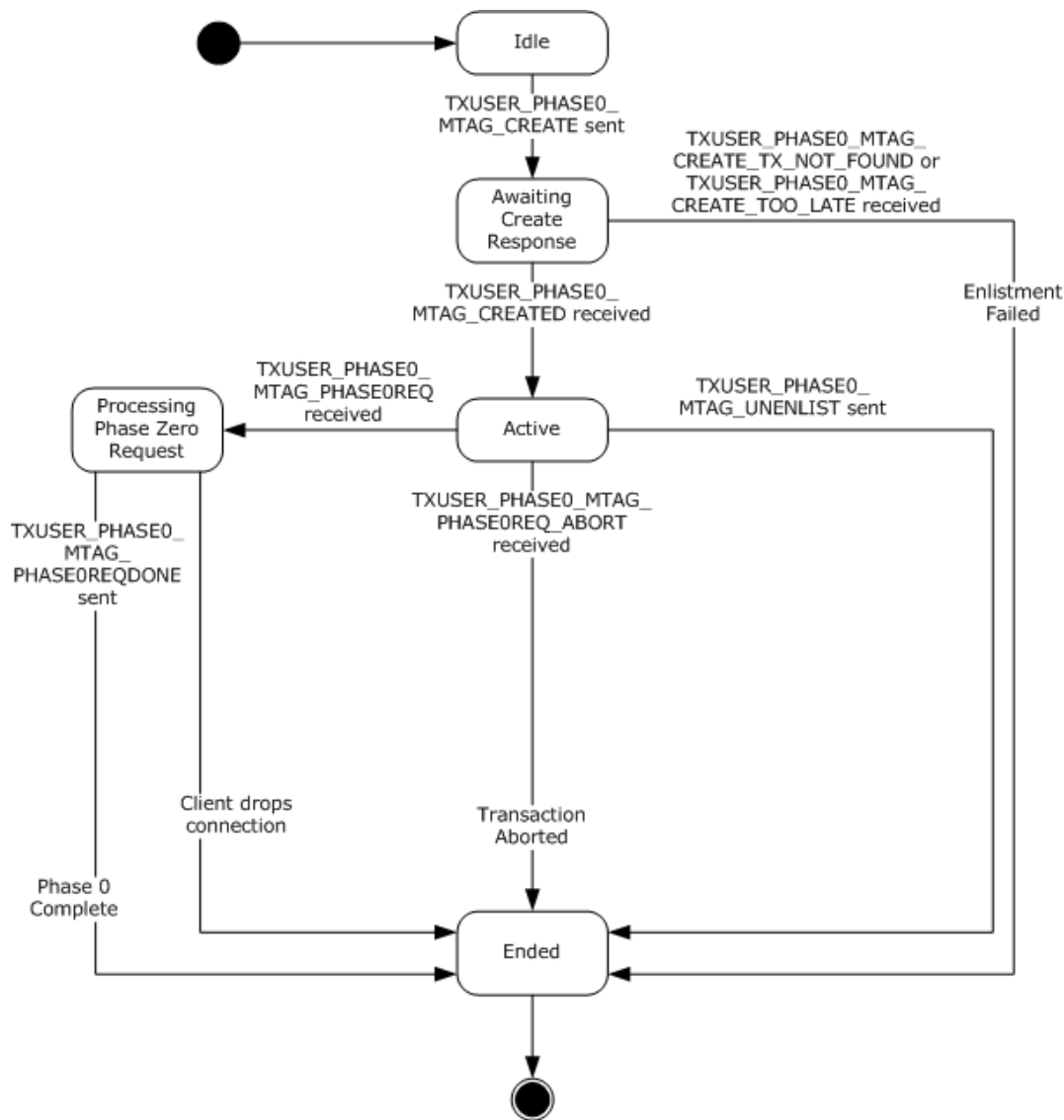


Figure 46: CONNTYPE_TXUSER_PHASE0 Initiator States

3.5.1.3.1 Idle

This is the initial state. The following event is processed in this state:

- [Enlisting as a Phase Zero Participant on a Specific Transaction \(section 3.5.4.2\)](#)

3.5.1.3.2 Awaiting Create Response

The following events are processed in this state:

- [Receiving a TXUSER_PHASE0_MTAG_CREATED Message \(section 3.5.5.2.1.1\)](#)
- [Receiving a TXUSER_PHASE0_MTAG_CREATE_TX_NOT_FOUND or TXUSER_PHASE0_MTAG_CREATE_TOO_LATE Message \(section 3.5.5.2.1.2\)](#)

3.5.1.3.3 Active

The following events are processed in this state:

- Receiving a [TXUSER_PHASE0_MTAG_PHASE0REQ \(section 3.5.5.2.1.3\)](#) message
- Receiving a [TXUSER_PHASE0_MTAG_PHASE0REQ_ABORT \(section 3.5.5.2.1.4\)](#) message
- [Canceling Enlistment as a Phase Zero Participant on a Specific Transaction \(section 3.5.4.1\)](#)

3.5.1.3.4 Processing Phase Zero Request

The following event is processed in this state:

- [Phase Zero Request Completed \(section 3.5.4.8\)](#)

3.5.1.3.5 Ended

This is the final state.

3.5.1.4 CONNTYPE_TXUSER_ENLISTMENT Initiator States

The **resource manager** MUST act as an **initiator** for the [CONNTYPE_TXUSER_ENLISTMENT \(section 2.2.10.2.2\)](#) **connection type**. In this role, the resource manager MUST provide support for the following states:

- Idle
- Awaiting Enlistment Response
- Active
- Single Phase Committing
- Preparing For Transaction Commit
- Finalizing Abort Operations
- Awaiting Transaction Outcome
- Finalizing Commit Operations
- Ended

The following figure shows the relationship between the CONNTYPE_TXUSER_ENLISTMENT initiator states. In the figure, the parenthetical numbers are the actual enumeration values.

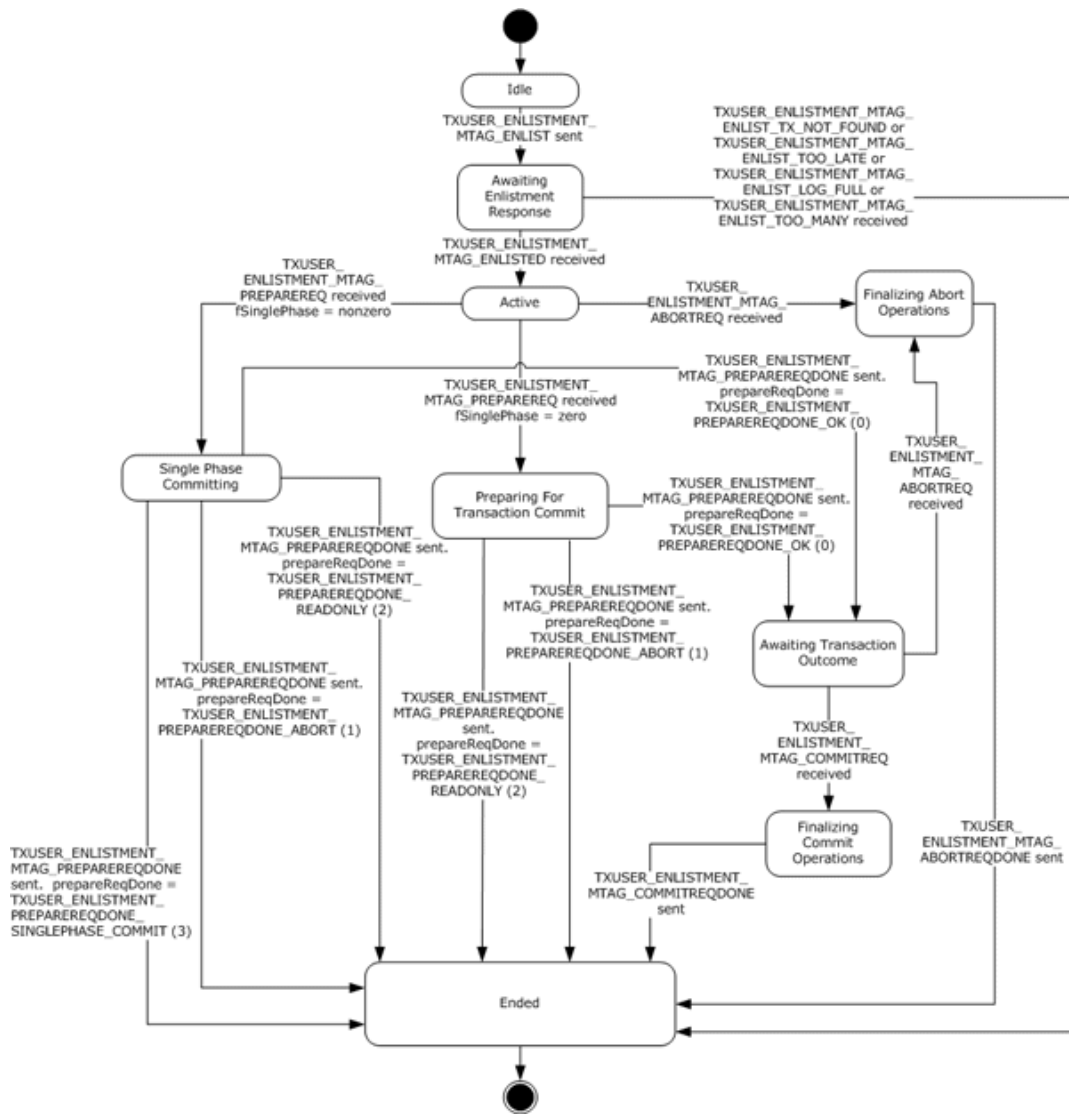


Figure 47: CONNTYPE_TXUSER_ENLISTMENT Initiator States

3.5.1.4.1 Idle

This is the initial state. The following event is processed in this state:

- [Enlisting on a Specific Transaction \(section 3.5.4.3\)](#)

3.5.1.4.2 Awaiting Enlistment Response

The following events are processed in this state:

- [Receiving a TXUSER_ENLISTMENT_MTAG_ENLISTED Message \(section 3.5.5.2.2.1\)](#)
- [Receiving a TXUSER_ENLISTMENT_MTAG_ENLIST_TX_NOT_FOUND, TXUSER_ENLISTMENT_MTAG_ENLIST_TOO_LATE, TXUSER_ENLISTMENT_MTAG_ENLIST_LOG_FULL, or TXUSER_ENLISTMENT_MTAG_ENLIST_TOO_MANY Message \(section 3.5.5.2.2.2\)](#)

3.5.1.4.3 Active

The following events are processed in this state:

- [Receiving a TXUSER_ENLISTMENT_MTAG_PREPAREREQ Message \(section 3.5.5.2.2.3\)](#)
- [Receiving a TXUSER_ENLISTMENT_MTAG_ABORTREQ Message \(section 3.5.5.2.2.5\)](#)
- [Connection Disconnected \(section 3.5.5.2.2.6\)](#)

3.5.1.4.4 Single Phase Committing

The following event is processed in this state:

- [Enlistment Single-Phase Commit Request Completed \(section 3.5.4.7\)](#)

3.5.1.4.5 Preparing for Transaction Commit

The following event is processed in this state:

- [Enlistment Prepare Request Completed \(section 3.5.4.6\)](#)

3.5.1.4.6 Finalizing Abort Operations

The following event is processed in this state:

- [Enlistment Abort Request Completed \(section 3.5.4.4\)](#)

3.5.1.4.7 Awaiting Transaction Outcome

The following events are processed in this state:

- [Receiving a TXUSER_ENLISTMENT_MTAG_COMMITREQ Message \(section 3.5.5.2.2.4\)](#)
- [Receiving a TXUSER_ENLISTMENT_MTAG_ABORTREQ Message \(section 3.5.5.2.2.5\)](#)

3.5.1.4.8 Finalizing Commit Operations

The following event is processed in this state:

- [Enlistment Commit Request Completed \(section 3.5.4.5\)](#)

3.5.1.4.9 Ended

This is the final state.

3.5.1.5 CONNTYPE_TXUSER_REENLIST Initiator States

The **resource manager** MUST act as an **initiator** for the [CONNTYPE_TXUSER_REENLIST \(section 2.2.10.3.1\)](#) **connection type**. In this role, the resource manager MUST provide support for the following states:

- Idle
- Awaiting Reenlist Response
- Ended

The following figure depicts the relationship between the CONNTYPE_TXUSER_REENLIST initiator states.

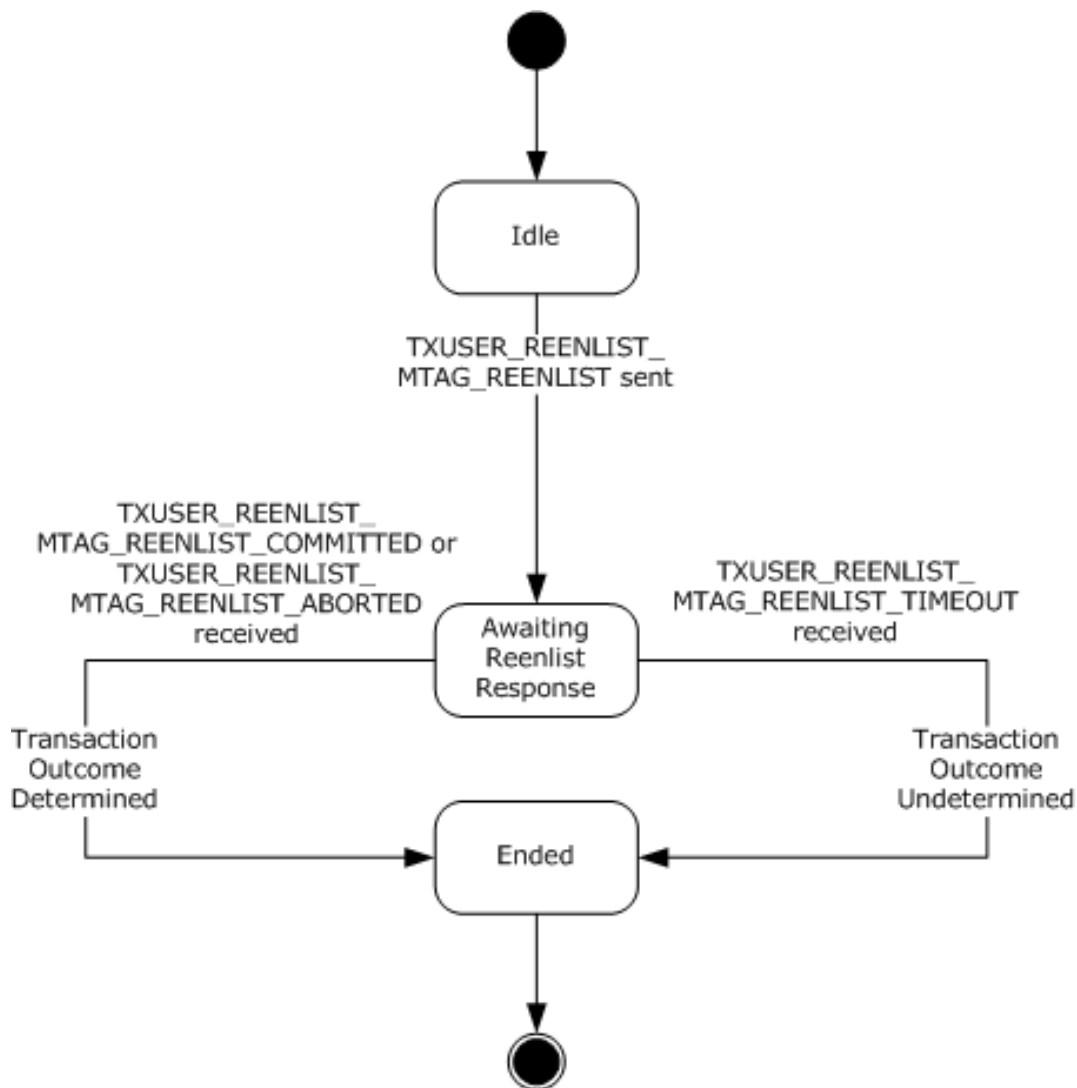


Figure 48: CONNTYPE_TXUSER_REENLIST Initiator States

3.5.1.5.1 Idle

This is the initial state. The following event is processed in this state:

- [Recover Transaction \(section 3.5.7.1\)](#)

3.5.1.5.2 Awaiting Reenlist Response

The following events are processed in this state:

- [Receiving a TXUSER_REENLIST_MTAG_REENLIST_COMMITTED Message \(section 3.5.5.3.1.1\)](#)
- [Receiving a TXUSER_REENLIST_MTAG_REENLIST_ABORTED Message \(section 3.5.5.3.1.2\)](#)
- [Receiving a TXUSER_REENLIST_MTAG_REENLIST_TIMEOUT Message \(section 3.5.5.3.1.3\)](#)

3.5.1.5.3 Ended

This is the final state.

3.5.1.6 CONNTYPE_TXUSER_VOTER Initiator States

The **resource manager** MUST act as an **initiator** for the [CONNTYPE_TXUSER_VOTER \(section 2.2.10.4.1\)](#) **connection type**. In this role, the resource manager MUST provide support for the following states:

- Idle
- Awaiting Creation Response
- Active
- Performing Transaction Operations
- Awaiting Outcome
- Ended

Note that the abstract data model can be implemented in a variety of ways. This protocol does not prescribe or advocate any specific implementation technique.

The following figure shows the relationship between the CONNTYPE_TXUSER_VOTER initiator states.

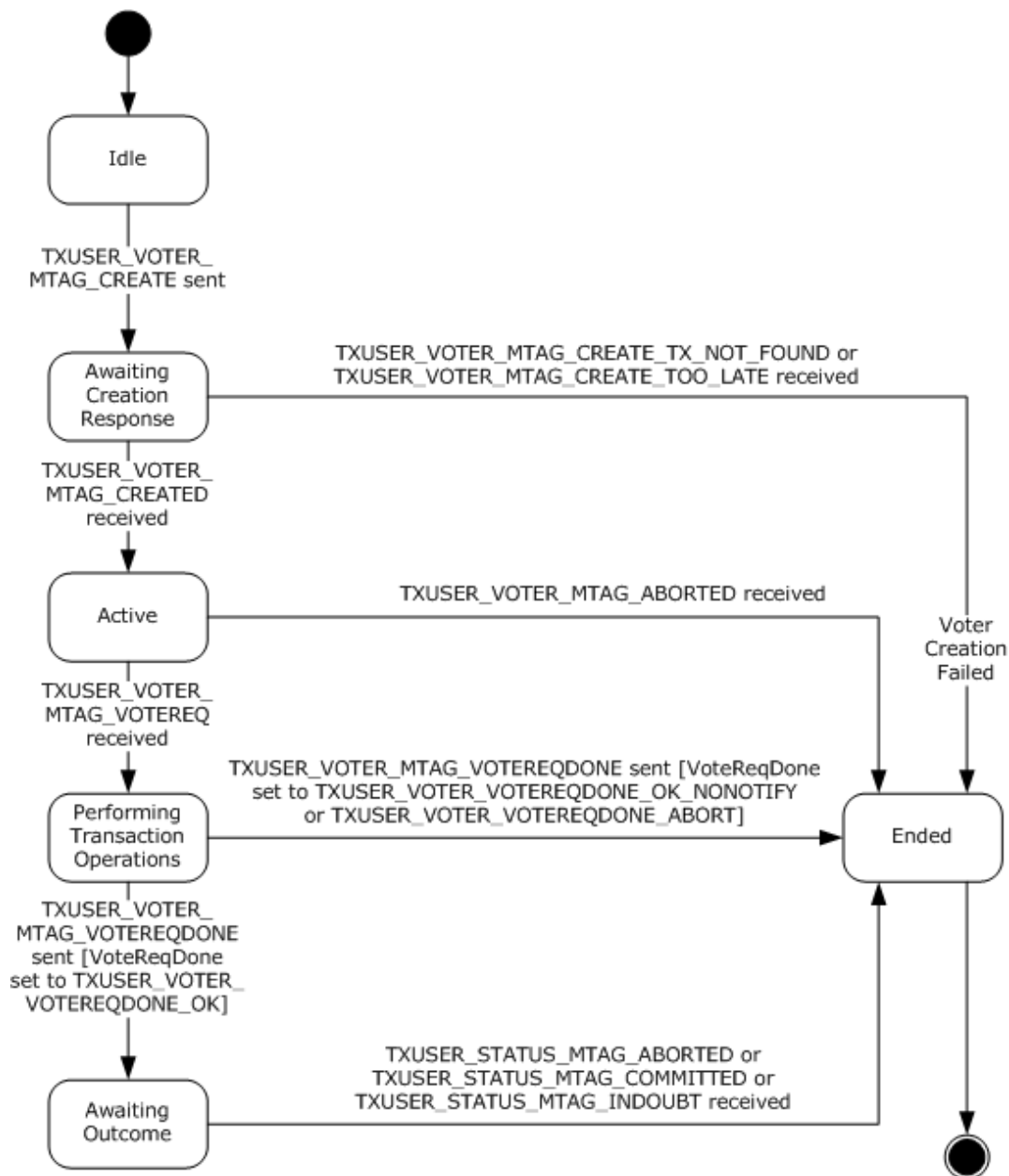


Figure 49: CONNTYPE_TXUSER_VOTER Initiator States

3.5.1.6.1 Idle

This is the initial state. The following event is processed in this state:

- [Registering as a Voter on a Specific Transaction \(section 3.5.4.9\)](#)

3.5.1.6.2 Awaiting Creation Response

The following events are processed in this state:

- Receiving a [TXUSER_VOTER_MTAG_CREATED \(section 3.5.5.4.1.1\)](#) message

- Receiving a [TXUSER_VOTER_MTAG_CREATE_TX_NOT_FOUND](#) or [TXUSER_VOTER_MTAG_CREATE_TOO_LATE](#) message (section 3.5.5.4.1.2)
- Receiving a [Connection Disconnected \(section 3.5.5.4.1.7\)](#)

3.5.1.6.3 Active

The following events are processed in this state:

- Receiving a [TXUSER_VOTER_MTAG_VOTEREQ \(section 3.5.5.4.1.3\)](#) message
- Receiving a [TXUSER_STATUS_MTAG_ABORTED \(section 3.5.5.4.1.5\)](#) message

3.5.1.6.4 Performing Transaction Operations

The following event is processed in this state:

- [Voter Vote Request Completed \(section 3.5.4.11\)](#)

3.5.1.6.5 Awaiting Outcome

The following events are processed in this state:

- Receiving a [TXUSER_STATUS_MTAG_COMMITTED \(section 3.5.5.4.1.4\)](#) message
- Receiving a [TXUSER_STATUS_MTAG_ABORTED \(section 3.5.5.4.1.5\)](#) message
- Receiving a [TXUSER_STATUS_MTAG_INDOUBT \(section 3.5.5.4.1.6\)](#) message
- [Connection Disconnected \(section 3.5.5.4.1.7\)](#)

3.5.1.6.6 Ended

This is the final state.

3.5.2 Timers

None.

3.5.3 Initialization

When a **resource manager** is initialized:

- The **Resource Manager.Identifier** field MUST be set to a **GUID** that is obtained from an implementation-specific source. This value MUST remain consistent across multiple software restarts or **transient failures**. The resource manager SHOULD create the GUID as specified in [\[RFC4122\]](#).
- The **Transaction Manager Name** field MUST be set to a value that is obtained from an implementation-specific source. This value MUST remain consistent across multiple software restarts or transient failures.
- The **Reenlistment Timeout** field MUST be set to a value that is obtained from an implementation-specific source.
- The resource manager MUST register with its **transaction manager**, as specified in section [3.5.4.10](#).

3.5.4 Higher-Layer Triggered Events

The **resource manager** operation is driven by a set of higher-layer events. These events are triggered by decisions that are made by the higher-layer business logic of the resource manager. The motivations and details of this higher-layer business logic are specific to the implementation of the resource manager and the software environment in which it executes.

The resource manager **MUST** be prepared to process the following events.

3.5.4.1 Canceling Enlistment as a Phase Zero Participant on a Specific Transaction

This event **MUST** be signaled by the higher-layer business logic with the following arguments:

- A **connection** object

If the higher-layer business logic cancels its **enlistment** as a **Phase Zero participant** on a specific **transaction**, the **resource manager** **MUST** perform the following steps:

- Send a [TXUSER_PHASE0_MTAG_UNENLIST \(section 2.2.10.2.1.8\)](#) message using the connection.
- Set the connection state to Ended.

3.5.4.2 Enlisting as a Phase Zero Participant on a Specific Transaction

This event **MUST** be signaled by the higher-layer business logic with the following arguments:

- A **transaction** object

If the higher-layer business logic enlists as a **Phase Zero participant** on a specific transaction, the **resource manager** **MUST** perform the following steps:

- If the **transaction manager** of the resource manager supports the [CONNTYPE_TXUSER_PHASE0 connection type](#), as specified in section [2.2.1.1.3](#):
 - Initiate a new [CONNTYPE_TXUSER_PHASE0 \(section 2.2.10.2.1\) connection](#) to the transaction manager, using the **Transaction Manager Name** field of the resource manager.
 - Send a [TXUSER_PHASE0_MTAG_CREATE \(section 2.2.10.2.1.1\)](#) message using the connection:
 - Set the **guidTx** field to the **Transaction Object.Identifier** field of the transaction object.
 - Set the Transaction field of the connection to the provided transaction object.
 - Set the connection state to Awaiting Create Response.
- Otherwise, the resource manager **MUST** return a Failure to the higher-layer business logic.

3.5.4.3 Enlisting on a Specific Transaction

This event **MUST** be signaled by the higher-layer business logic with the following arguments:

- A **transaction** object.

If the higher-layer business logic decides to enlist on a specific transaction, the **resource manager** **MUST** perform the following steps:

- Initiate a new [CONNTYPE_TXUSER_ENLISTMENT \(section 2.2.10.2.2\) connection](#) to the **transaction manager**, using the **Transaction Manager Name** field of the resource manager.

- Assign the transaction object to the connection-specific data of the connection.
- Add the connection to the connection list of the transaction.
- Send a [TXUSER_ENLISTMENT_MTAG_ENLIST \(section 2.2.10.2.2.5\)](#) message using the connection:
 - Set the **guidTX** field to the **Transaction Object.Identifier** field of the transaction object.
 - Set the **guidRM** field to the **Resource Manager.Identifier** field of the resource manager.
 - Set the **guidSession** field to the **Session Identifier** field of the resource manager.
- Set the connection state to Awaiting Enlistment Response.

3.5.4.4 Enlistment Abort Request Completed

This event MUST be signaled by the higher-layer business logic with the following arguments:

- A **connection** object.

When the higher-layer business logic completes an **enlistment Abort request**, as specified in section [3.5.5.2.2.5](#) and [3.5.5.3.1.2](#), the **resource manager** MUST perform the following steps:

- If the **connection type** of the connection object is [CONNTYPE_TXUSER_ENLISTMENT \(section 2.2.10.2.2\)](#):
 - If the **transaction** object referenced by the connection object was added to the **Resource Manager.Durable Log**:
 - Remove the transaction object from the **Resource Manager.Durable Log**.
 - Send a [TXUSER_ENLISTMENT_MTAG_ABORTREQDONE \(section 2.2.10.2.2.2\)](#) message using the connection.
 - Set the connection state to Ended.
- Otherwise, if the connection type of the connection object is [CONNTYPE_TXUSER_REENLIST \(section 2.2.10.3.1\)](#):
 - If the transaction object referenced by the connection object was added to the **Resource Manager.Durable Log**:
 - Remove the transaction object from the **Resource Manager.Durable Log**.
 - Remove the connection from the reenlistment list of the resource manager.
 - If the list is now empty:
 - Signal the [Reenlistment Complete \(section 3.5.7.3\)](#) event on the resource manager.
 - Set the connection state to Ended.
- Otherwise, ignore the event.

3.5.4.5 Enlistment Commit Request Completed

This event MUST be signaled by the higher-layer business logic with the following arguments:

- A **connection** object

When the higher-layer business logic completes an **enlistment Commit request** as specified in section [3.5.5.2.2.4](#) and [3.5.5.3.1.1](#), the **resource manager** MUST perform the following steps:

- If the **connection type** of the connection object is [CONNTYPE_TXUSER_ENLISTMENT \(section 2.2.10.2.2\)](#):
 - Remove the **transaction** object referenced by the connection object from the **Resource Manager.Durable Log**.
 - Send a [TXUSER_ENLISTMENT_MTAG_COMMITREQDONE \(section 2.2.10.2.2.4\)](#) message using the connection.
 - Set the connection state to Ended.
- Otherwise, if the connection type of the connection object is [CONNTYPE_TXUSER_REENLIST \(section 2.2.10.3.1\)](#):
 - Remove the transaction object referenced by the connection object from the **Resource Manager.Durable Log**.
 - Remove the connection from the reenlistment list of the resource manager.
 - If the list is now empty:
 - Signal the [Reenlistment Complete \(section 3.5.7.3\)](#) event on the resource manager.
 - Set the connection state to Ended.
- Otherwise, ignore the event.

3.5.4.6 Enlistment Prepare Request Completed

This event MUST be signaled by the higher-layer business logic with the following arguments:

- A [CONNTYPE_TXUSER_ENLISTMENT \(section 2.2.10.2.2\)](#) **connection** object.
- An **outcome** value. This value MUST be one of the following:
 - Prepared
 - Read Only
 - Aborted

When the higher-layer business logic completes a Prepare request, as specified in section [3.5.5.2.2.3](#), the **resource manager** MUST perform the following steps:

- If the request outcome is Prepared:
 - Add the **transaction** object referenced by the connection object to the **Resource Manager.Durable Log**.
 - Send a [TXUSER_ENLISTMENT_MTAG_PREPAREREQDONE \(section 2.2.10.2.2.12\)](#) message using the connection:
 - Set the **prepareReqDone** field to TXUSER_ENLISTMENT_PREPAREREQDONE_OK.
 - Set the **guidReason** field to the value provided by the higher-layer business logic, as specified in section 2.2.10.2.2.12.
 - Set the connection state to Awaiting Transaction Outcome.

- Otherwise, if the request outcome is Read Only:
 - Send a TXUSER_ENLISTMENT_MTAG_PREPAREREQDONE message using the connection:
 - Set the **prepareReqDone** field to TXUSER_ENLISTMENT_PREPAREREQDONE_READONLY.
 - Set the connection state to Ended.
- Otherwise, if the request outcome is Aborted:
 - Send a TXUSER_ENLISTMENT_MTAG_PREPAREREQDONE message using the connection:
 - Set the **prepareReqDone** field to TXUSER_ENLISTMENT_PREPAREREQDONE_ABORT.
 - Set the connection state to Ended.

3.5.4.7 Enlistment Single-Phase Commit Request Completed

This event MUST be signaled by the higher-layer business logic with the following arguments:

- A [CONNTYPE_TXUSER_ENLISTMENT \(section 2.2.10.2.2\)](#) **connection** object.
- An **outcome** value. This value MUST be one of the following:
 - Read Only
 - Prepared
 - Committed
 - Aborted

When the higher-layer business logic completes an **Enlistment Single-Phase Commit** request as specified in [Receiving a TXUSER_ENLISTMENT_MTAG_PREPAREREQ Message \(section 3.5.5.2.2.3\)](#), the **resource manager** MUST perform the following steps:

- If the request outcome is Read Only:
 - Send a [TXUSER_ENLISTMENT_MTAG_PREPAREREQDONE](#) message using the connection:
 - Set the **prepareReqDone** field to TXUSER_ENLISTMENT_PREPAREREQDONE_READONLY.
 - Set the connection state to Ended.
- Otherwise, if the request outcome is Prepared:
 - Add the **transaction** object referenced by the connection object to the **Resource Manager.Durable Log**.
 - Send a TXUSER_ENLISTMENT_MTAG_PREPAREREQDONE message using the connection:
 - Set the **prepareReqDone** field to TXUSER_ENLISTMENT_PREPAREREQDONE_OK.
 - Set the connection state to [Awaiting Transaction Outcome](#).
- Otherwise, if the request outcome is Committed:
 - Send a TXUSER_ENLISTMENT_MTAG_PREPAREREQDONE message using the connection:
 - Set the **prepareReqDone** field to TXUSER_ENLISTMENT_PREPAREREQDONE_SINGLEPHASE_COMMIT.

- Set the connection state to Ended.
- Otherwise, if the request outcome is Aborted:
 - Send a TXUSER_ENLISTMENT_MTAG_PREPAREREQDONE message using the connection:
 - Set the **prepareReqDone** field to TXUSER_ENLISTMENT_PREPAREREQDONE_ABORT.
 - Set the connection state to Ended.

3.5.4.8 Phase Zero Request Completed

This event MUST be signaled by the higher-layer business logic with the following arguments:

- A **connection** object.
- An **outcome** value. This value MUST be one of the following:
 - Read Only
 - Aborted

When the higher-layer business logic completes a **Phase Zero** request, the **resource manager** MUST perform the following steps:

- If the Phase Zero outcome is Read Only:
 - Send a [TXUSER PHASE0 MTAG PHASE0REQDONE](#) message.
 - Set the connection state to Ended.
- Otherwise, if the Phase Zero outcome is Aborted:
 - Set the connection state to Ended.

3.5.4.9 Registering as a Voter on a Specific Transaction

This event MUST be signaled by the higher-layer business logic with the following arguments:

- A **transaction** object

If the higher-layer business logic decides to register as a **voter** on a specific **transaction manager**, the **resource manager** MUST perform the following steps:

- Initiate a new [CONNTYPE TXUSER VOTER \(section 2.2.10.4.1\)](#) **connection** to the transaction manager using the transaction manager **Name** field of the resource manager.
- Send a [TXUSER VOTER MTAG CREATE \(section 2.2.10.4.1.4\)](#) message using the connection:
 - Set the **guidTX** field to the **Transaction Object.Identifier** field of the transaction object.
- Set the connection state to Awaiting Creation Response.

3.5.4.10 Registering with Transaction Manager

If the higher-layer business logic wants to register with the **transaction manager**, the **resource manager** MUST perform the following actions:

- The resource manager SHOULD set the **Session Identifier** field to a new **GUID** value as specified in [RFC4122]. Optionally, the resource manager MAY instead set the Session Identifier field to **NULL GUID**.
- If the transaction manager's resource manager supports the [CONNTYPE_TXUSER_RESOURCEMANAGERINTERNAL](#) **connection type** as specified in section 2.2.1.1.3:
 - The resource manager MUST attempt to [register with the transaction manager](#) using CONNTYPE_TXUSER_RESOURCEMANAGERINTERNAL.
- Otherwise:
 - The resource manager MUST attempt to [register with the transaction manager](#) using [CONNTYPE_TXUSER_RESOURCEMANAGER](#).

3.5.4.10.1 Registering with Transaction Manager Using CONNTYPE_TXUSER_RESOURCEMANAGER

The **resource manager** MUST perform the following actions:

- Initiate a new [CONNTYPE_TXUSER_RESOURCEMANAGER](#) **connection** using the **Transaction manager name** field of the resource manager.
- Assign the new connection to the **Resource Manager.Connection** field of the resource manager.
- Send a [TXUSER_RESOURCEMANAGER_MTAG_CREATE](#) message using the connection:
 - Set the **guidRM** field to the **Resource Manager.Identifier** field of the resource manager.
 - Set the **guidSession** field to the **Session Identifier** field of the resource manager.
- Set the connection state to Awaiting Create Response.

3.5.4.10.2 Registering with Transaction Manager Using CONNTYPE_TXUSER_RESOURCEMANAGERINTERNAL

The **resource manager** MUST perform the following actions:

- Initiate a new [CONNTYPE_TXUSER_RESOURCEMANAGERINTERNAL](#) **connection** using the **transaction manager** Name field of the resource manager.
- Assign the new connection to the **Resource Manager.Connection** field of the resource manager.
- Send a [TXUSER_RESOURCEMANAGER_MTAG_CREATE](#) message using the connection:
 - Set the **guidRM** field to the **Resource Manager.Identifier** field of the resource manager.
 - Set the **guidSession** field to the **Session Identifier** field of the resource manager.
- Set the connection state to Awaiting Create Response.

3.5.4.11 Voter Vote Request Completed

This event MUST be signaled by the higher-layer business logic with the following arguments:

- A **connection** object.
- An **outcome** value. This value MUST be one of the following:

- Prepared
- Read Only
- Aborted

When the higher-layer business logic completes a Voter Vote request, the **resource manager** MUST perform the following steps:

- If the vote outcome is Prepared:
 - Send a [TXUSER_VOTER_MTAG_VOTEREQDONE](#) message using the connection:
 - Set the **VoteReqDone** field to TXUSER_VOTER_VOTEREQDONE_OK.
 - Set the connection state to Awaiting Outcome.
- Otherwise, if the vote outcome is Read Only:
 - Send a TXUSER_VOTER_MTAG_VOTEREQDONE message using the connection:
 - Set the **VoteReqDone** field to TXUSER_VOTER_VOTEREQDONE_OK_NONOTIFY.
 - Set the connection state to Ended.
- Otherwise, if the vote outcome is Aborted:
 - Send a TXUSER_VOTER_MTAG_VOTEREQDONE message using the connection:
 - Set the **VoteReqDone** field to TXUSER_VOTER_VOTEREQDONE_ABORT.
 - Set the connection state to Ended.

3.5.5 Processing Events and Sequencing Rules

3.5.5.1 Resource Manager Registration

3.5.5.1.1 CONNTYPE_TXUSER_RESOURCEMANAGER as Initiator

For all messages that are received in this **connection type**, the **resource manager** MUST process the messages as specified in section [3.1](#). The resource manager MUST additionally follow the processing rules as specified in the following sections.

3.5.5.1.1.1 Receiving a TXUSER_RESOURCEMANAGER_MTAG_DUPLICATE Message

When the **resource manager** receives a [TXUSER_RESOURCEMANAGER_MTAG_DUPLICATE](#) message, the resource manager MUST perform the following actions:

- If the **connection** state is Awaiting Create Response:
 - Set the connection state to Ended.
 - Return a failure result to the higher-layer business logic.

3.5.5.1.1.2 Receiving a TXUSER_RESOURCEMANAGER_MTAG_REQUEST_COMPLETE Message

When the **resource manager** receives a [TXUSER_RESOURCEMANAGER_REQUEST_COMPLETE](#) message, the resource manager MUST perform the following actions:

- If the **connection** state is Awaiting Create Response:
 - Set the connection state to Recovering.
 - Signal the Recover Transactions event on the resource manager.
- Otherwise, if the connection state is Awaiting Completion Confirmation:
 - Set the connection state to Active.
 - Return a success result to the higher-layer business logic.

3.5.5.1.1.3 Connection Disconnected

When a [CONNTYPE_TXUSER_RESOURCEMANAGER \(section 2.2.10.1.1\)](#) **connection** is disconnected, the **resource manager** MUST perform the following actions:

- If the connection state is Active, Awaiting Create Response, Recovering, or Awaiting Completion Confirmation:
 - Set the connection state to Ended.
- Otherwise, the event MUST be processed as specified in section [3.1.8.3](#).

3.5.5.1.2 CONNTYPE_TXUSER_RESOURCEMANAGERINTERNAL as Initiator

For all messages received in this **connection type**, the **resource manager** MUST process the messages as specified in section [3.1](#). The resource manager MUST additionally follow the processing rules as specified in the following sections.

3.5.5.1.2.1 Receiving a TXUSER_RESOURCEMANAGER_MTAG_DUPLICATE or TXUSER_RESOURCEMANAGER_MTAG_REQUEST_COMPLETE Message

When the **resource manager** receives either the [TXUSER_RESOURCEMANAGER_MTAG_DUPLICATE](#) or [TXUSER_RESOURCEMANAGER_MTAG_REQUEST_COMPLETE](#) message, it MUST follow the same message-processing rules as the [CONNTYPE_TXUSER_RESOURCEMANAGER](#) **connection type** when it acts as the **initiator**. See section [3.5.5.1.1](#) for more information.

3.5.5.1.2.2 Receiving a TXUSER_RESOURCEMANAGERINTERNAL_MTAG_DUPLICATEDETECTED Message

When the **resource manager** receives a [TXUSER_RESOURCEMANAGERINTERNAL_MTAG_DUPLICATEDETECTED](#) message, the resource manager MUST perform the following actions:

- If the **connection** state is Recovering, Awaiting Completion Confirmation, or Active:
 - Inform the higher-layer business logic that the **transaction manager** has detected a duplicate resource manager registration.

3.5.5.1.2.3 Connection Disconnected

When a [CONNTYPE_TXUSER_RESOURCEMANAGERINTERNAL \(section 2.2.10.1.2\)](#) **connection** is disconnected, the event MUST be processed as specified in section [3.1.8.3](#).

3.5.5.2 Transaction Coordination

3.5.5.2.1 CONNTYPE_TXUSER_PHASE0 as Initiator

For all messages that are received in this **connection type**, the **resource manager** MUST process the message as specified in section [3.1](#). The resource manager MUST additionally follow the processing rules as specified in the following sections.

3.5.5.2.1.1 Receiving a TXUSER_PHASE0_MTAG_CREATED Message

When the **resource manager** receives a [TXUSER_PHASE0_MTAG_CREATED](#) message, the resource manager MUST perform the following actions:

- If the **connection** state is Awaiting Create Response:
 - Set the connection state to Active.
 - Return a success result to the higher-layer business logic.
 - Add the connection to the connection list of the **transaction** object referenced by the connection.
- Otherwise, the message MUST be processed as an invalid message as specified in section [3.1.6](#).

3.5.5.2.1.2 Receiving a TXUSER_PHASE0_MTAG_CREATE_TX_NOT_FOUND or TXUSER_PHASE0_MTAG_CREATE_TOO_LATE Message

When the **resource manager** receives either the [TXUSER_PHASE0_MTAG_CREATE_TOO_LATE](#) or [TXUSER_PHASE0_MTAG_CREATE_TX_NOT_FOUND](#) message, the resource manager MUST perform the following actions:

- If the **connection** state is Awaiting Create Response:
 - Return a failure result to the higher-layer business logic.
 - Set the connection state to Ended.
- Otherwise, the message MUST be processed as an invalid message as specified in section [3.1.6](#).

3.5.5.2.1.3 Receiving a TXUSER_PHASE0_MTAG_PHASE0REQ Message

When the **resource manager** receives a [TXUSER_PHASE0_MTAG_PHASE0REQ](#) message, the resource manager MUST perform the following actions:

- If the **connection** state is Active:
 - Set the connection state to Processing **Phase Zero** Request.
 - Send a Phase Zero request to the higher-layer business logic so that the resource manager can receive the Phase Zero outcome from the higher-layer business logic via the [Phase Zero Request Completed \(section 3.5.4.8\)](#) event.
- Otherwise, the message MUST be processed as an invalid message as specified in section [3.1.6](#).

3.5.5.2.1.4 Receiving a TXUSER_PHASE0_MTAG_PHASE0REQ_ABORT Message

When the **resource manager** receives a [TXUSER_PHASE0_MTAG_PHASE0REQ_ABORT](#) message, the resource manager MUST perform the following actions:

- If the **connection** state is Active:

- Send a Transaction Aborted notification to the higher-layer business logic.
- Set the connection state to Ended.
- Otherwise, the message MUST be processed as an invalid message as specified in section [3.1.6](#).

3.5.5.2.1.5 Connection Disconnected

When a [CONNTYPE_TXUSER_PHASE0 \(section 2.2.10.2.1\)](#) **connection** is disconnected, the **resource manager** MUST perform the following actions:

- If the connection state is Awaiting Create Response:
 - Return a failure result to the higher-layer business logic.
- Otherwise, if the connection state is Active or Processing **Phase Zero** Request:
 - Send a Transaction Aborted notification to the higher-layer business logic.
- Otherwise, the event MUST be processed as specified in section [3.1.8.3](#).

3.5.5.2.2 CONNTYPE_TXUSER_ENLISTMENT as Initiator

For all messages that are received in this **connection type**, the **resource manager** MUST process the message as specified in section [3.1](#). The resource manager MUST additionally follow the processing rules as specified in the following sections.

3.5.5.2.2.1 Receiving a TXUSER_ENLISTMENT_MTAG_ENLISTED Message

When the **resource manager** receives a [TXUSER_ENLISTMENT_MTAG_ENLISTED](#) message, the resource manager MUST perform the following actions:

- If the **connection** state is Awaiting Enlistment Response:
 - Set the connection state to Active.
 - Return a success result to the higher-layer business logic.
- Otherwise, the message MUST be processed as an invalid message as specified in section [3.1.6](#).

3.5.5.2.2.2 Receiving a TXUSER_ENLISTMENT_MTAG_ENLIST_TX_NOT_FOUND, TXUSER_ENLISTMENT_MTAG_ENLIST_TOO_LATE, TXUSER_ENLISTMENT_MTAG_ENLIST_LOG_FULL, or TXUSER_ENLISTMENT_MTAG_ENLIST_TOO_MANY Message

When the **resource manager** receives a [TXUSER_ENLISTMENT_MTAG_ENLIST_TX_NOT_FOUND](#), [TXUSER_ENLISTMENT_MTAG_ENLIST_TOO_LATE](#), [TXUSER_ENLISTMENT_MTAG_ENLIST_LOG_FULL](#), or [TXUSER_ENLISTMENT_MTAG_ENLIST_TOO_MANY](#) message, the resource manager MUST perform the following actions:

- If the **connection** state is Awaiting Enlistment Response:
 - Return a failure result to the higher-layer business logic.
 - Set the connection state to Ended.
- Otherwise, the message MUST be processed as an invalid message as specified in section [3.1.6](#).

3.5.5.2.2.3 Receiving a TXUSER_ENLISTMENT_MTAG_PREPAREREQ Message

When the **resource manager** receives a [TXUSER_ENLISTMENT_MTAG_PREPAREREQ](#) message, the resource manager MUST perform the following actions:

- If the **connection** state is Active:
 - If the fSinglePhase field of the message is nonzero:
 - Set the connection state to Single-Phase Committing.
 - Send a **Single-Phase Commit** request to the higher-layer business logic.
 - Otherwise:
 - Set the connection state to Preparing For Transaction Commit.
 - Send a Prepare request to the higher-layer business logic.
- Otherwise, the message MUST be processed as an invalid message as specified in section [3.1.6](#).

3.5.5.2.2.4 Receiving a TXUSER_ENLISTMENT_MTAG_COMMITREQ Message

When the **resource manager** receives a [TXUSER_ENLISTMENT_MTAG_COMMITREQ](#) message, the resource manager MUST perform the following actions:

- If the **connection** state is Awaiting Transaction Outcome:
 - Set the connection state to Finalizing Commit Operations.
 - Send a **Commit Request** to the higher-layer business logic.
- Otherwise, the message MUST be processed as an invalid message as specified in section [3.1.6](#).

3.5.5.2.2.5 Receiving a TXUSER_ENLISTMENT_MTAG_ABORTREQ Message

When the **resource manager** receives a [TXUSER_ENLISTMENT_MTAG_ABORTREQ](#) message, the resource manager MUST perform the following actions:

- If the **connection** state is Active:
 - Send an Abort request to the higher-layer business logic.
 - Set the connection state to Finalizing Abort Operations.
- Otherwise, if the connection state is Awaiting Transaction Outcome:
 - Remove the **transaction** object referenced by the connection from the **Resource Manager.Durable Log**.
 - Send an Abort request to the higher-layer business logic.
 - Set the connection state to Finalizing Abort Operations.
- Otherwise, the message MUST be processed as an invalid message as specified in section [3.1.6](#).

3.5.5.2.2.6 Connection Disconnected

When a [CONNTYPE_TXUSER_ENLISTMENT \(section 2.2.10.2.2\)](#) **connection** is disconnected, the **resource manager** MUST perform the following actions:

- If the connection state is either Awaiting Enlistment Response, Active, or Preparing For Transaction Commit:

- Send an **Abort request** to the higher-layer business logic.
- Otherwise, the event MUST be processed as specified in section [3.1.8.3](#).

3.5.5.3 Transaction Recovery

3.5.5.3.1 CONNTYPE_TXUSER_REENLIST as Initiator

For all messages that are received in this **connection type**, the **resource manager** MUST process the message as specified in section [3.1](#). The resource manager MUST additionally follow the processing rules as specified in the following sections.

3.5.5.3.1.1 Receiving a TXUSER_REENLIST_MTAG_REENLIST_COMMITTED Message

When the **resource manager** receives a [TXUSER_REENLIST_MTAG_REENLIST_COMMITTED](#) message, the resource manager MUST perform the following actions:

- If the **connection** state is Awaiting Reenlist Response:
 - Send a **Commit request** to the higher-layer business logic for the **transaction** object referenced by the Transaction field of the receiving connection.
 - Set the connection state to Ended.
- Otherwise, the message MUST be processed as an invalid message as specified in section [3.1.6](#).

3.5.5.3.1.2 Receiving a TXUSER_REENLIST_MTAG_REENLIST_ABORTED Message

When the **resource manager** receives a [TXUSER_REENLIST_MTAG_REENLIST_ABORTED](#) message, the resource manager MUST perform the following actions:

- If the **connection** state is Awaiting Reenlist Response:
 - Send an Abort request to the higher-layer business logic.
 - Set the connection state to Ended.
- Otherwise, the message MUST be processed as an invalid message as specified in section [3.1.6](#).

3.5.5.3.1.3 Receiving a TXUSER_REENLIST_MTAG_REENLIST_TIMEOUT Message

When the **resource manager** receives a [TXUSER_REENLIST_MTAG_REENLIST_TIMEOUT](#) message, the resource manager MUST perform the following actions:

- If the **connection** state is Awaiting Reenlist Response:
 - Signal the [Reenlistment Timeout](#) event with the **transaction** object referenced by this connection.
 - Set the connection state to Ended.
- Otherwise, the message MUST be processed as an invalid message as specified in section [3.1.6](#).

3.5.5.3.1.4 Connection Disconnected

When a CONNTYPE_TXUSER_REENLIST (section [2.2.10.3.1](#)) **connection** is disconnected, the **resource manager** MUST perform the following actions:

- If the connection state is Awaiting Reenlistment Response:

- Return a failure result to the higher-layer business logic.
- Otherwise, the event MUST be processed as specified in section [3.1.8.3](#).

3.5.5.4 Voting

3.5.5.4.1 CONNTYPE_TXUSER_VOTER as Initiator

For all messages that are received in this **connection type**, the **resource manager** MUST process the message as specified in section [3.1](#). The resource manager MUST additionally follow the processing rules as specified in the following sections.

3.5.5.4.1.1 Receiving a TXUSER_VOTER_MTAG_CREATED Message

When the **resource manager** receives a [TXUSER_VOTER_MTAG_CREATED](#) message, the resource manager MUST perform the following actions:

- If the **connection** state is Awaiting Creation Response:
 - Return a success result to the higher-layer business logic.
 - Set the connection state to Active.
- Otherwise, the message MUST be processed as an invalid message as specified in section [3.1.6](#).

3.5.5.4.1.2 Receiving a TXUSER_VOTER_MTAG_CREATE_TX_NOT_FOUND or TXUSER_VOTER_MTAG_CREATE_TOO_LATE Message

When the **resource manager** receives either a [TXUSER_VOTER_MTAG_CREATE_TX_NOT_FOUND](#) or [TXUSER_VOTER_MTAG_CREATE_TOO_LATE](#) message, the resource manager MUST perform the following actions:

- If the **connection** state is Awaiting Creation Response:
 - Return a failure result to the higher-layer business logic.
 - Set the connection state to Ended.
- Otherwise, the message MUST be processed as an invalid message as specified in section [3.1.6](#).

3.5.5.4.1.3 Receiving a TXUSER_VOTER_MTAG_VOTEREQ Message

When the **resource manager** receives a [TXUSER_VOTER_MTAG_VOTEREQ](#) message, the resource manager MUST perform the following actions:

- If the **connection** state is Active:
 - Send a Vote request to the higher-layer business logic.
 - Set the connection state to Performing Transaction Operations.
- Otherwise, the message MUST be processed as an invalid message as specified in section [3.1.6](#).

3.5.5.4.1.4 Receiving a TXUSER_STATUS_MTAG_COMMITTED Message

When the **resource manager** receives a [TXUSER_STATUS_MTAG_COMMITTED](#) message, the resource manager MUST perform the following actions:

- If the **connection** state is Awaiting Outcome:

- Send a Transaction Committed notification to the higher-layer business logic.
- Set the connection state to Ended.
- Otherwise, the message MUST be processed as an invalid message as specified in section [3.1.6](#).

3.5.5.4.1.5 Receiving a TXUSER_STATUS_MTAG_ABORTED Message

When the **resource manager** receives a [TXUSER_STATUS_MTAG_ABORTED](#) message, the resource manager MUST perform the following actions:

- If the **connection** state is Active or Awaiting Outcome:
 - Send a Transaction Aborted notification to the higher-layer business logic.
 - Set the connection state to Ended.
- Otherwise, the message MUST be processed as an invalid message as specified in section [3.1.6](#).

3.5.5.4.1.6 Receiving a TXUSER_STATUS_MTAG_INDOUBT Message

When the **resource manager** receives a [TXUSER_STATUS_MTAG_INDOUBT](#) message, the resource manager MUST perform the following actions:

- If the **connection** state is Awaiting Outcome:
 - Send a Transaction [In Doubt](#) notification to the higher-layer business logic.
 - Set the connection state to Ended.
- Otherwise, the message MUST be processed as an invalid message as specified in section [3.1.6](#).

3.5.5.4.1.7 Connection Disconnected

When a [CONNTYPE_TXUSER_VOTER \(section 2.2.10.4.1\)](#) **connection** is disconnected, the **resource manager** MUST perform the following actions:

- If the connection state is Awaiting Creation Response:
 - Return a failure result to the higher-layer business logic.
- Otherwise, if the connection state is Awaiting Outcome:
 - Send a Transaction [In Doubt](#) notification to the higher-layer business logic.
- Otherwise, the event MUST be processed as specified in section [3.1.8.3](#).

3.5.6 Timer Events

No timer events.

3.5.7 Other Local Events

The **resource manager** MUST be prepared to process the local events that appear in this section.

3.5.7.1 Recover Transaction

The Recover Transaction event MUST be signaled with the following arguments:

- A **transaction** object.

If the Recover Transaction event is signaled, the **resource manager** MUST perform the following steps:

- Initiate a new [CONNTYPE_TXUSER_REENLIST \(section 2.2.10.3.1\)](#) **connection** to the **transaction manager**, using the Transaction Manager Name field of the resource manager.
- Set the **Transaction** field of the connection object to the provided transaction object.
- Add the connection to the reenlistment list of the resource manager.
- Add the connection to the connection list of the transaction object.
- Send a [TXUSER_REENLIST_MTAG_REENLIST \(section 2.2.10.3.1.1\)](#) message using the connection:
 - Set the **guidTx** field to the **Transaction Object.Identifier** field of the transaction.
 - Set the **ulTimeout** field to the Reenlistment Timeout field of the resource manager.
 - Set the **guidRm** field to the **Resource Manager.Identifier** field of the resource manager.
- Set the connection state to Awaiting Reenlist Response.

3.5.7.2 Recover Transactions

If the Recover Transactions event is signaled, the **resource manager** MUST perform the following steps:

- If the **Resource Manager.Durable Log** of the resource manager is empty:
 - Signal the [Reenlistment Complete \(section 3.5.7.3\)](#) event on the resource manager.
- Otherwise, for each **transaction** object in the **Resource Manager.Durable Log**:
 - Signal the [Recover Transaction \(section 3.5.7.1\)](#) event on the resource manager with the transaction object.

3.5.7.3 Reenlistment Complete

If the Reenlistment Complete event is signaled, the **resource manager** MUST perform the following actions:

- Send a [TXUSER_RESOURCEMANAGER_MTAG_REENLISTMENTCOMPLETE](#) message using the **connection** that is referenced by the **Resource Manager.Connection** field of the resource manager.
- Set the connection state to Awaiting Completion Confirmation.

3.5.7.4 Transaction Manager Down

When the Transaction Manager Down event is signaled, the **resource manager** MUST perform the following steps:

- Inform the higher-layer business logic that the **transaction manager** has disconnected.
- The higher-layer business requests that the resource manager reregister with the transaction manager. The timing of the request is implementation-specific.

3.5.7.5 Reenlistment Timeout

The Reenlistment Timeout event MUST be signaled with the following arguments:

- A **transaction** object.

When the Reenlistment Timeout event is signaled, the **resource manager** MUST perform the following steps:

- Inform the higher-layer business logic that the reenlistment has timed out for the transaction object.
- The higher-layer business MUST request that the resource manager reregister with the **transaction manager**. The timing of the request is implementation-specific.

3.6 Transaction Manager Communicating with Resource Manager Facet Details

3.6.1 Abstract Data Model

This section describes a conceptual model of possible data organization that an implementation maintains to participate in this protocol. The described organization is provided to facilitate the explanation of how the protocol behaves. This document does not mandate that implementations adhere to this model if their external behavior is consistent with the behavior that is described in this document.

Note that the abstract data model can be implemented in a variety of ways. This protocol does not prescribe or advocate any specific implementation technique.

The **transaction manager** communicating with a **resource manager facet** MUST maintain all the data elements as specified in sections [3.1.1](#) and [3.2.1](#).

The transaction manager communicating with a resource manager facet MUST additionally maintain the following data elements:

- **Active Resource Manager Table:** A table of entries to resource manager objects, keyed by **resource manager identifier**.
- **Failed to Notify List:** A list of **Enlistment** objects representing remote resource managers that have not yet acknowledged the **Commit outcome** of a **transaction**.

A resource manager object MUST contain the following data structures:

- **Resource Manager Object.Identifier:** Specifies the resource manager identifier.
- **Session Identifier:** A **GUID** that specifies the **resource manager session identifier**.
- **Resource Manager Object.Connection:** The [CONNTYPE_TXUSER_RESOURCEMANAGERINTERNAL \(section 2.2.10.1.2\)](#) or [CONNTYPE_TXUSER_RESOURCEMANAGER \(section 2.2.10.1.1\)](#) **connection** object that is associated with the resource manager.

Enlistment objects that are created by the transaction manager communicating with a resource manager facet MUST provide the following properties as specified in section 3.1.1:

- **Name:** The resource manager identifier field of the Enlistment object, formatted as a string as specified in [\[C706\]](#) Appendix A.
- **Enlistment Object.Identifier:** An empty string.

The transaction manager communicating with a resource manager MUST provide the states as specified in the following sections for its supported **connection types**. Section 2.2.1.1.3 defines the connection types that a transaction manager communicating with a resource manager MUST provide for each supported protocol version.

3.6.1.1 CONNTYPE_TXUSER_RESOURCEMANAGER Acceptor States

The **transaction manager** communicating with a **resource manager** MUST act as an **acceptor** for the **CONNTYPE_TXUSER_RESOURCEMANAGER** (section 2.2.10.1.1) **connection type**. In this role, the transaction manager communicating with a resource manager MUST provide support for the following states:

- [Idle](#) (section 3.6.1.1.1)
- [Creating](#) (section 3.6.1.1.2)
- [Reenlisting](#) (section 3.6.1.1.3)
- [Active](#) (section 3.6.1.1.4)
- [Ended](#) (section 3.6.1.1.5)

The following figure shows the relationship between the CONNTYPE_TXUSER_RESOURCEMANAGER (section 2.2.10.1.1) acceptor states.

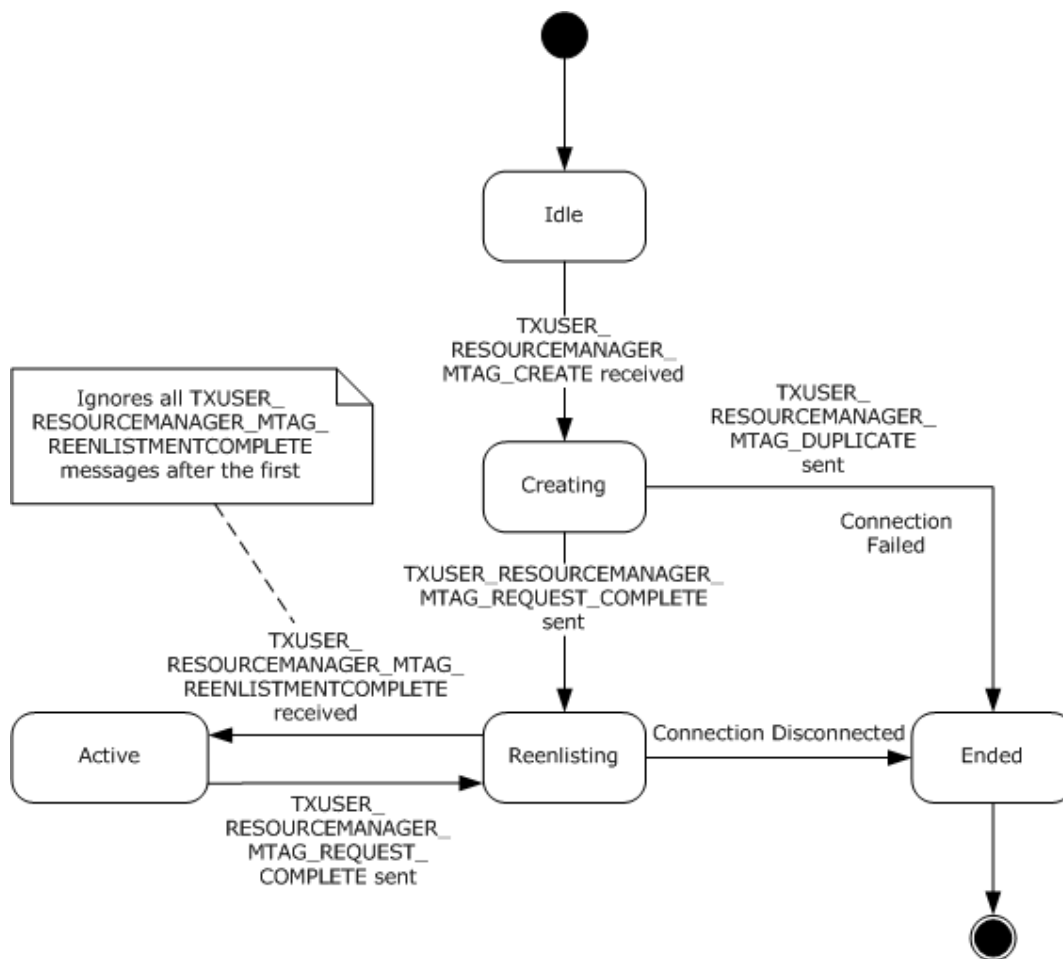


Figure 50: CONNTYPE_TXUSER_RESOURCEMANAGER acceptor states

3.6.1.1.1 Idle

The Idle state is the initial state. The following event is processed in this state:

- [Receiving a TXUSER_RESOURCEMANAGER_MTAG_CREATE Message \(section 3.6.5.1.1.1\)](#)

3.6.1.1.2 Creating

The following event is processed in the Creating state:

- [Create Resource Manager \(section 3.6.7.9\)](#)

3.6.1.1.3 Reenlisting

The following events are processed in the Reenlisting state:

- [Receiving a TXUSER_RESOURCEMANAGER_MTAG_REENLISTMENTCOMPLETE Message \(section 3.6.5.1.1.2\)](#)
- [Connection Disconnected \(section 3.6.5.1.1.3\)](#)

3.6.1.1.4 Active

The following event is processed in the Active state:

- [Reenlist Complete \(section 3.6.7.15\)](#)

3.6.1.1.5 Ended

The final state is the Ended state.

3.6.1.2 CONNTYPE_TXUSER_RESOURCEMANAGERINTERNAL Acceptor States

The **transaction manager** communicating with a **resource manager** MUST act as an **acceptor** for the [CONNTYPE_TXUSER_RESOURCEMANAGERINTERNAL \(section 2.2.10.1.2\)](#) **connection type**. In this role, the transaction manager communicating with a resource manager MUST provide support for the following states:

- [Idle \(section 3.6.1.2.1\)](#)
- [Creating \(section 3.6.1.2.2\)](#)
- [Reenlisting \(section 3.6.1.2.3\)](#)
- [Active \(section 3.6.1.2.4\)](#)
- [Ended \(section 3.6.1.2.5\)](#)

The following figure shows the relationship between the CONNTYPE_TXUSER_RESOURCEMANAGERINTERNAL (section 2.2.10.1.2) acceptor states.

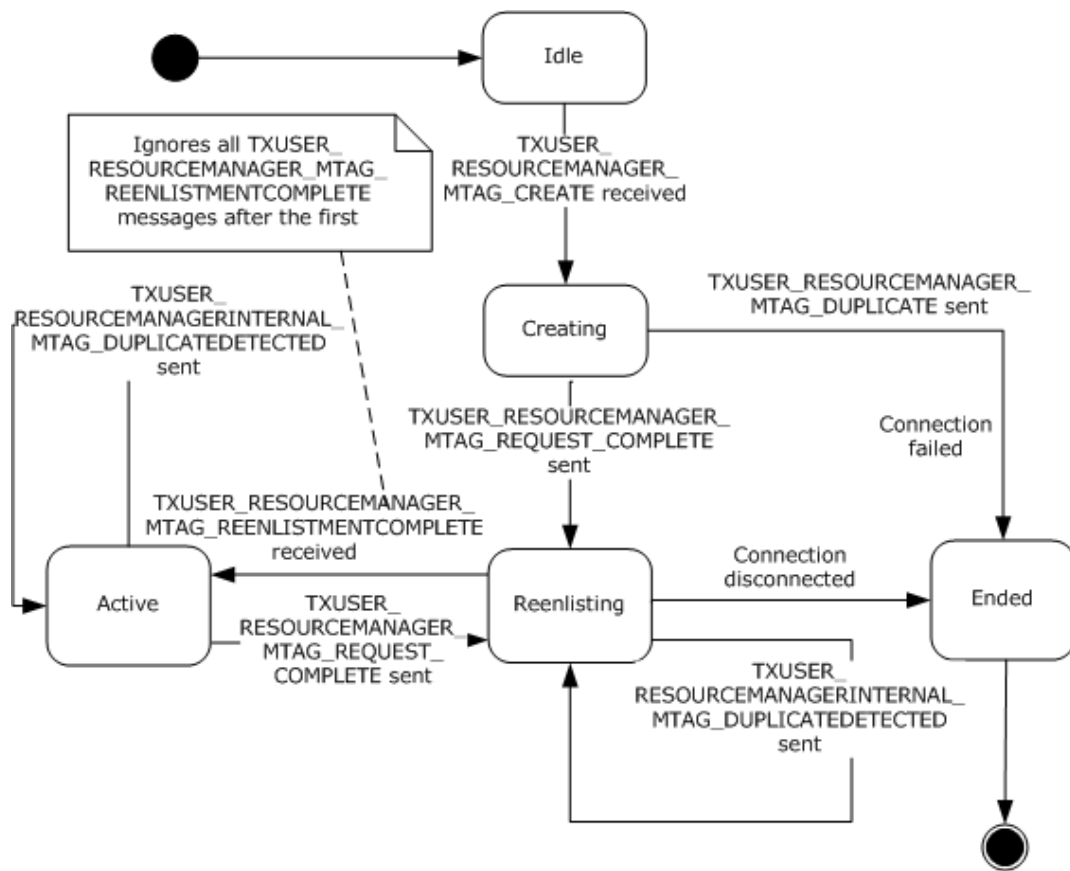


Figure 51: CONNTYPE_TXUSER_RESOURCEMANAGERINTERNAL acceptor states

3.6.1.2.1 Idle

This is the initial state. The following event is processed in this state:

- [Receiving a TXUSER_RESOURCEMANAGER_MTAG_CREATE Message \(section 3.6.5.1.2.1\)](#)

3.6.1.2.2 Creating

The following event is processed in this state:

- [Create Resource Manager \(section 3.6.7.9\)](#)

3.6.1.2.3 Reenlisting

The following events are processed in this state:

- [Receiving a TXUSER_RESOURCEMANAGER_MTAG_REENLISTMENTCOMPLETE Message \(section 3.6.5.1.2.2\)](#)
- [Create Resource Manager \(section 3.6.7.9\)](#)
- [Connection Disconnected \(section 3.6.5.1.2.3\)](#)

3.6.1.2.4 Active

The following events are processed in this state:

- [Reenlist Complete \(section 3.6.7.15\)](#)
- [Create Resource Manager \(section 3.6.7.9\)](#)

3.6.1.2.5 Ended

This is the final state.

3.6.1.3 CONNTYPE_TXUSER_PHASE0 Acceptor States

The **transaction manager** communicating with a **resource manager** MUST act as an **acceptor** for the [CONNTYPE_TXUSER_PHASE0 \(section 2.2.10.2.1\)](#) **connection type**. In this role, the transaction manager communicating with a resource manager MUST provide support for the following states:

- [Idle \(section 3.6.1.3.1\)](#)
- [Awaiting Create Response \(section 3.6.1.3.2\)](#)
- [Active \(section 3.6.1.3.3\)](#)
- [Awaiting Phase Zero Response \(section 3.6.1.3.4\)](#)
- [Ended \(section 3.6.1.3.5\)](#)

The following figure shows the relationship between the CONNTYPE_TXUSER_PHASE0 (section 2.2.10.2.1) acceptor states.

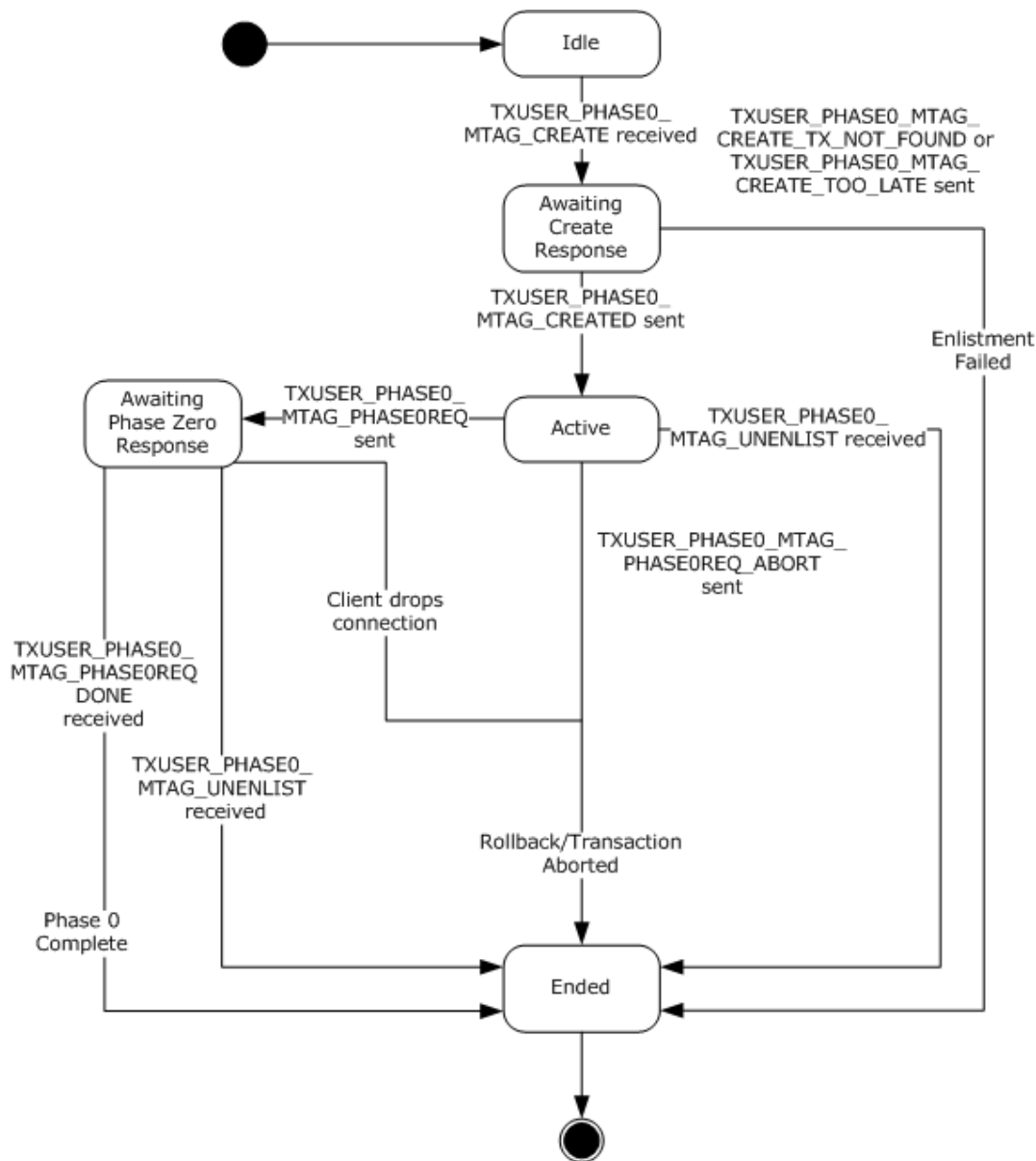


Figure 52: CONNTYPE_TXUSER_PHASE0 acceptor states

3.6.1.3.1 Idle

This is the initial state. The following event us processed in this state:

- [Receiving a TXUSER_PHASE0_MTAG_CREATE Message \(section 3.6.5.2.1.1\)](#)

3.6.1.3.2 Awaiting Create Response

The following events are processed in this state:

- [Create Phase Zero Enlistment Success \(section 3.6.7.8\)](#)
- [Create Phase Zero Enlistment Failure \(section 3.6.7.7\)](#)

3.6.1.3.3 Active

The following events are processed in this state:

- [Begin Phase Zero \(section 3.6.7.4\)](#)
- [Phase Zero Aborted \(section 3.6.7.14\)](#)
- [Receiving a TXUSER PHASE0 MTAG UNENLIST Message \(section 3.6.5.2.1.3\)](#)

3.6.1.3.4 Awaiting Phase Zero Response

The following events are processed in this state:

- [Receiving a TXUSER PHASE0 MTAG PHASE0REQDONE Message \(section 3.6.5.2.1.2\)](#)
- [Receiving a TXUSER PHASE0 MTAG UNENLIST Message \(section 3.6.5.2.1.3\)](#)

3.6.1.3.5 Ended

This is the final state.

3.6.1.4 CONNTYPE_TXUSER_ENLISTMENT Acceptor States

The **transaction manager** communicating with a **resource manager** MUST act as an **acceptor** for the [CONNTYPE_TXUSER_ENLISTMENT \(section 2.2.10.2.2\)](#) **connection type**. In this role, the transaction manager communicating with a resource manager MUST provide support for the following states:

- [Idle \(section 3.6.1.4.1\)](#)
- [Processing Enlistment Request \(section 3.6.1.4.2\)](#)
- [Active \(section 3.6.1.4.3\)](#)
- [Awaiting Single Phase Commit Response \(section 3.6.1.4.4\)](#)
- [Awaiting Prepare Response \(section 3.6.1.4.5\)](#)
- [Awaiting Prepare Response Aborted \(section 3.6.1.4.6\)](#)
- [Prepared \(section 3.6.1.4.7\)](#)
- [Awaiting Commit Response \(section 3.6.1.4.8\)](#)
- [Awaiting Abort Response \(section 3.6.1.4.9\)](#)
- [Ended \(section 3.6.1.4.10\)](#)

The following figure shows the relationship between the CONNTYPE_TXUSER_ENLISTMENT (section 2.2.10.2.2) acceptor states.

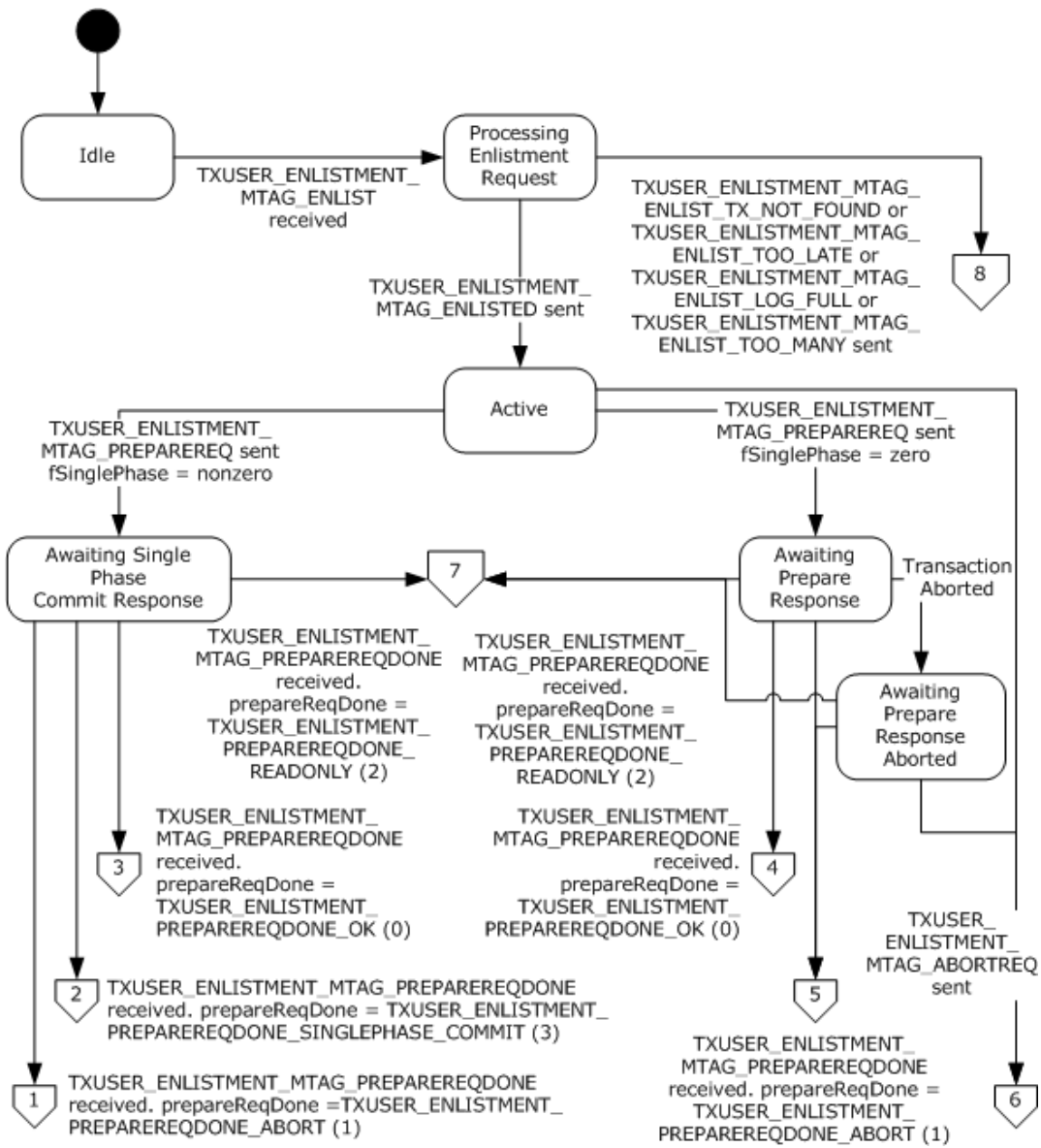


Figure 53: CONNTYPE_TXUSER_ENLISTMENT acceptor states (processing enlistment request)

The following events are processed in this state:

- [Begin Phase One \(section 3.6.7.3\)](#)
- [Begin Rollback \(section 3.6.7.5\)](#)

3.6.1.4.4 Awaiting Single-Phase Commit Response

The following event is processed in this state:

- [Receiving a TXUSER_ENLISTMENT_MTAG_PREPAREREQDONE Message \(section 3.6.5.2.2.2\)](#)

3.6.1.4.5 Awaiting Prepare Response

The following events are processed in this state:

- [Receiving a TXUSER_ENLISTMENT_MTAG_PREPAREREQDONE Message \(section 3.6.5.2.2.2\)](#)
- [Begin Rollback \(section 3.6.7.5\)](#)

3.6.1.4.6 Awaiting Prepare Response Aborted

The following event is processed in this state:

- [Receiving a TXUSER_ENLISTMENT_MTAG_PREPAREREQDONE Message \(section 3.6.5.2.2.2\)](#)

3.6.1.4.7 Prepared

The following events are processed in this state:

- [Begin Commit \(section 3.6.7.1\)](#)
- [Begin Rollback \(section 3.6.7.5\)](#)

3.6.1.4.8 Awaiting Commit Response

The following event is processed in this state:

- [Receiving a TXUSER_ENLISTMENT_MTAG_COMMITREQDONE Message \(section 3.6.5.2.2.3\)](#)

3.6.1.4.9 Awaiting Abort Response

The following event is processed in this state:

- [Receiving a TXUSER_ENLISTMENT_MTAG_ABORTREQDONE Message \(section 3.6.5.2.2.4\)](#)

3.6.1.4.10 Ended

This is the final state.

3.6.1.5 CONNTYPE_TXUSER_REENLIST Acceptor States

The **transaction manager** communicating with a **resource manager** MUST act as an **acceptor** for the [CONNTYPE_TXUSER_REENLIST \(section 2.2.10.3.1\)](#) **connection type**. In this role, the transaction manager communicating with a resource manager MUST provide support for the following states:

- [Idle \(section 3.6.1.5.1\)](#)
- [Processing Reenlist Request \(section 3.6.1.5.2\)](#)

- [Ended \(section 3.6.1.5.3\)](#)

The following figure shows the relationship between the CONNTYPE_TXUSER_REENLIST (section 2.2.10.3.1) acceptor states.

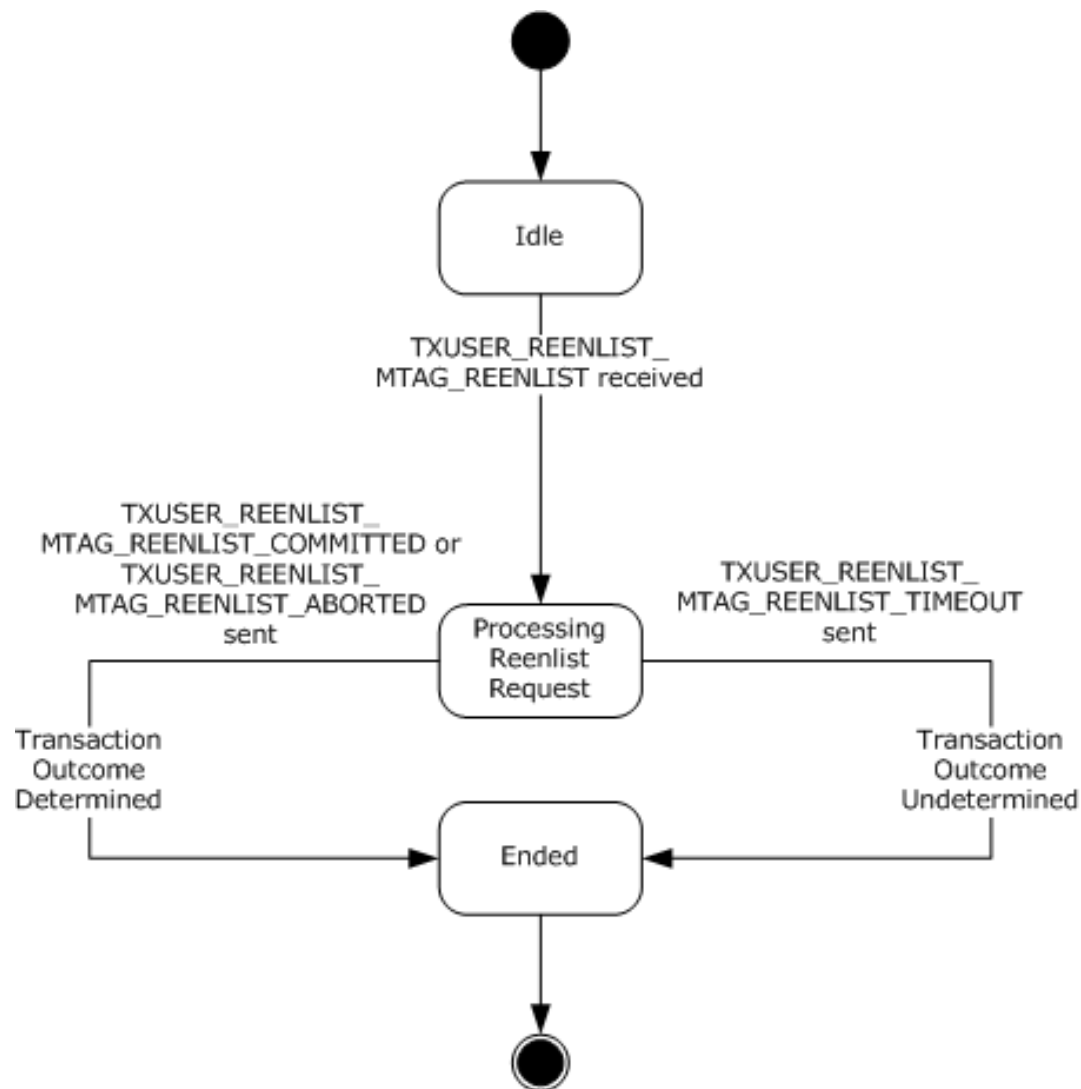


Figure 55: CONNTYPE_TXUSER_REENLIST acceptor states

3.6.1.5.1 Idle

This is the initial state. The following event is processed in this state:

- [Receiving a TXUSER_REENLIST_MTAG_REENLIST Message \(section 3.6.5.3.1.1\)](#)

3.6.1.5.2 Processing Reenlist Request

The following events are processed in this state:

- [Begin Commit \(section 3.6.7.1\)](#)
- [Begin Rollback \(section 3.6.7.5\)](#)

- [Reenlist Timeout Timer \(section 3.6.6.1\)](#)

3.6.1.5.3 Ended

This is the final state.

3.6.1.6 CONNTYPE_TXUSER_VOTER Acceptor States

The **transaction manager** communicating with a **resource manager** MUST act as an **acceptor** for the [CONNTYPE_TXUSER_VOTER \(section 2.2.10.4.1\)](#) **connection type**. In this role, the transaction manager communicating with a resource manager MUST provide support for the following states:

- [Idle \(section 3.6.1.6.1\)](#)
- [Create Voter \(section 3.6.1.6.2\)](#)
- [Active \(section 3.6.1.6.3\)](#)
- [Awaiting Voter Response \(section 3.6.1.6.4\)](#)
- [Awaiting Outcome \(section 3.6.1.6.5\)](#)
- [Ended \(section 3.6.1.6.6\)](#)

The following figure shows the relationship between the CONNTYPE_TXUSER_VOTER (section 2.2.10.4.1) acceptor states.

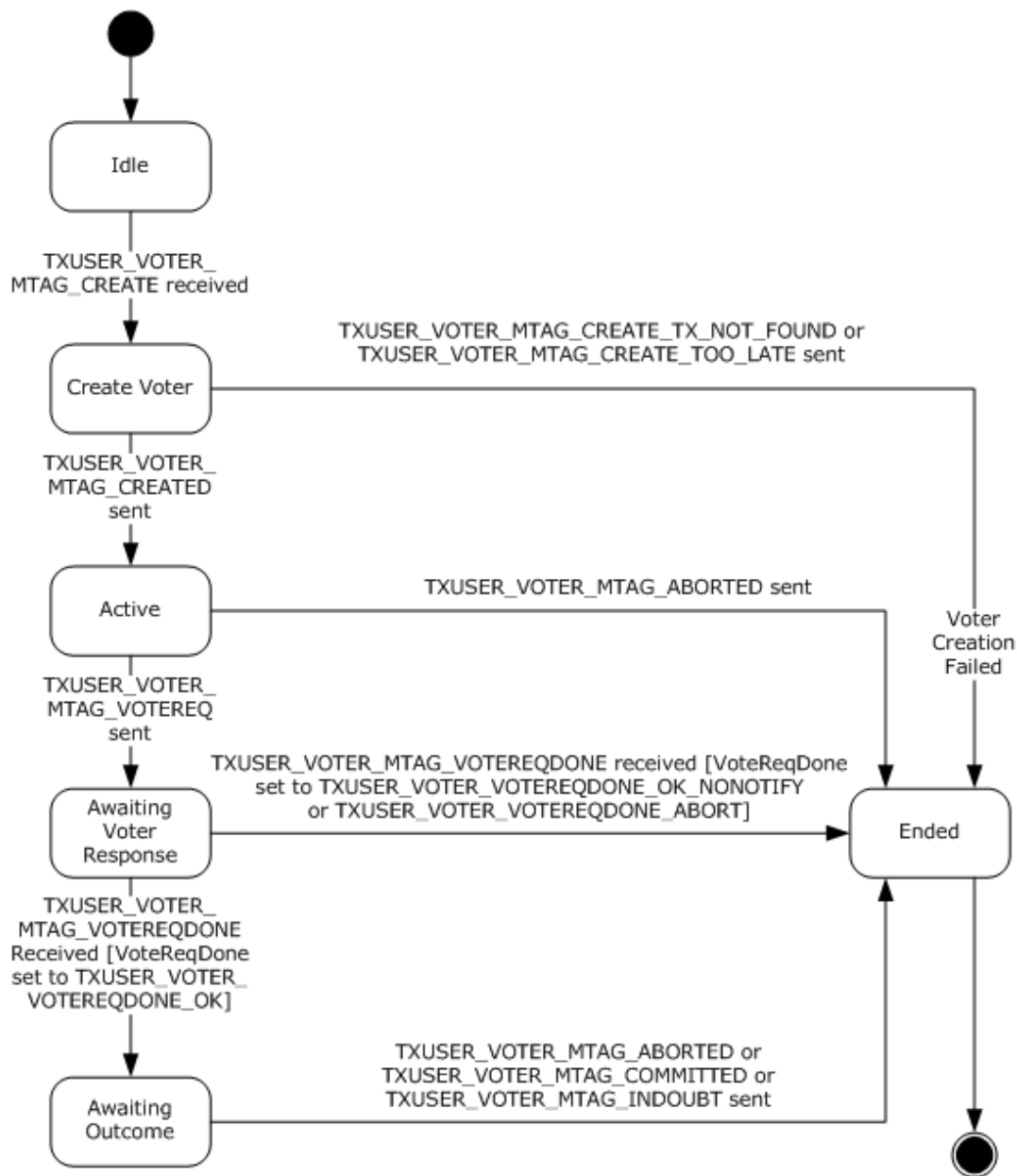


Figure 56: CONNTYPE_TXUSER_VOTER acceptor states

3.6.1.6.1 Idle

This is the initial state. The following event is processed in this state:

- [Receiving a TXUSER_VOTER_MTAG_CREATE Message \(section 3.6.5.4.1.1\)](#)

3.6.1.6.2 Create Voter

The following events are processed in this state:

- [Create Voter Enlistment Success \(section 3.6.7.13\)](#)
- [Create Voter Enlistment Failure \(section 3.6.7.12\)](#)

3.6.1.6.3 Active

The following events are processed in this state:

- [Begin Voting \(section 3.6.7.6\)](#)
- [Begin Rollback \(section 3.6.7.5\)](#)

3.6.1.6.4 Awaiting Voter Response

The following event is processed in this state:

- [Receiving a TXUSER_VOTER_MTAG_VOTERREQDONE Message \(section 3.6.5.4.1.2\)](#)

3.6.1.6.5 Awaiting Outcome

The following events are processed in this state:

- [Begin Commit \(section 3.6.7.1\)](#)
- [Begin Rollback \(section 3.6.7.5\)](#)
- [Begin In Doubt \(section 3.6.7.2\)](#)

3.6.1.6.6 Ended

This is the final state.

3.6.2 Timers

The **transaction manager** communicating with a **resource manager facet** MUST provide the timer that is shown in the next section.

3.6.2.1 Reenlist Time-Out Timer

The timer MUST be set when the **transaction manager** communicating with a **resource manager facet** receives a [TXUSER_REENLIST_MTAG_REENLIST \(section 2.2.10.3.1.1\)](#) message on a [CONNTYPE_TXUSER_REENLIST \(section 2.2.10.3.1\)](#) connection. The timer MUST be canceled when the CONNTYPE_TXUSER_REENLIST connection is disconnected.

The timer has no default value. The initial value of the timer MUST be provided in the TXUSER_REENLIST_MTAG_REENLIST message. The minimum value of the timer MUST be zero, which means that the timer never generates a timer event. In this case, the [Reenlist Time-Out Timer Event \(section 3.6.6.1\)](#) is never signaled, and the timeout reply message triggered by this event is never sent.

When the timer is initialized, the transaction manager communicating with a resource manager facet MUST provide an **Enlistment** object to associate with the timer. When the timer expires, the same Enlistment object MUST be provided with the timer notification. The transaction manager communicating with a resource manager facet MUST provide a distinct Reenlist Timeout timer instance for each CONNTYPE_TXUSER_REENLIST connection.

3.6.3 Initialization

When the **transaction manager** communicating with a **resource manager facet** is initialized:

- The transaction manager communicating with a resource manager facet MUST examine the following security flags on the [Core Transaction Manager Facet \(section 1.3.3.3.1\)](#) and perform the following actions:
 - If either the Allow Network Access flag or the Allow Remote Clients flag is set to false:
 - For the following connection types, the transaction manager communicating with a resource manager facet MUST refuse to accept incoming **connections** from remote machines as specified in [\[MS-CMP\]](#) section 3.1.5.5 with the rejection **Reason** set to 0x80070005.
 - [CONNTYPE_TXUSER_ENLISTMENT \(section 2.2.10.2.2\)](#)
 - [CONNTYPE_TXUSER_RESOURCEMANAGER \(section 2.2.10.1.1\)](#)
 - [CONNTYPE_TXUSER_RESOURCEMANAGERINTERNAL \(section 2.2.10.1.2\)](#)
 - [CONNTYPE_TXUSER_REENLIST \(section 2.2.10.3.1\)](#)
 - [CONNTYPE_TXUSER_VOTER \(section 2.2.10.4.1\)](#)
 - [CONNTYPE_TXUSER_PHASE0 \(section 2.2.10.2.1\)](#)

All data elements maintained by the transaction manager communicating with a resource manager facet are initialized to an empty value unless stated otherwise in this section or in the initialization sections of the facets the transaction manager communicating with a resource manager facet extends, as described in section [3.6.1](#).

3.6.4 Higher-Layer Triggered Events

None.

3.6.5 Processing Events and Sequencing Rules

3.6.5.1 Resource Manager Registration

3.6.5.1.1 CONNTYPE_TXUSER_RESOURCEMANAGER as Acceptor

For all messages that are received in this **connection type**, the **transaction manager** communicating with a **resource manager facet** MUST process the message as specified in section [3.1](#). The transaction manager communicating with a resource manager facet MUST additionally follow the processing rules as specified in the following sections.

3.6.5.1.1.1 Receiving a TXUSER_RESOURCEMANAGER_MTAG_CREATE Message

When the **transaction manager** communicating with a **resource manager facet** receives a [TXUSER_RESOURCEMANAGER_MTAG_CREATE \(section 2.2.10.1.1.1\)](#) message, the transaction manager communicating with a resource manager facet MUST perform the following actions:

- If the **connection** state is Idle:
 - Set the connection state to Creating.
 - Create a resource manager object using the following values:
 - The **guidRM** field from the message as the **resource manager identifier**.
 - The **guidSession** field from the message as the **session** identifier of the resource manager.

- The current connection.
- Assign the resource manager object to the Connection-Specific Data field of the connection.
- Signal the [Create Resource Manager \(section 3.6.7.9\)](#) event on the transaction manager communicating with a resource manager facet with the resource manager object.
- Otherwise, the message MUST be processed as an invalid message as specified in section [3.1.6](#).

3.6.5.1.1.2 Receiving a TXUSER_RESOURCEMANAGER_MTAG_REENLISTMENTCOMPLETE Message

When the **transaction manager** communicating with a **resource manager facet** receives a [TXUSER_RESOURCEMANAGER_MTAG_REENLISTMENTCOMPLETE \(section 2.2.10.1.1.3\)](#) message, the transaction manager communicating with a resource manager MUST perform the following actions:

- If the **connection** state is Reenlisting:
 - Set the connection state to Active.
 - Signal the [Reenlist Complete \(section 3.6.7.15\)](#) event on the transaction manager communicating with a resource manager facet with the resource manager object that is referenced by the Connection-Specific Data field of the connection.
- Otherwise, the message MUST be processed as an invalid message as specified in section [3.1.6](#).

3.6.5.1.1.3 Connection Disconnected

When a [CONNTYPE_TXUSER_RESOURCEMANAGER \(section 2.2.10.1.1\)](#) **connection** is disconnected, the **transaction manager** communicating with a **resource manager facet** MUST:

- Set the connection state to Ended.
- Signal the [Resource Manager Down \(section 3.6.7.16\)](#) event on the transaction manager communicating with a resource manager facet with the resource manager object referenced by the Connection-Specific Data field of the connection.

3.6.5.1.2 CONNTYPE_TXUSER_RESOURCEMANAGERINTERNAL as Acceptor

For all messages received in this **connection type**, the **transaction manager** communicating with a **resource manager facet** MUST process the message as specified in section [3.1](#). The transaction manager communicating with a resource manager facet MUST additionally follow the processing rules as specified in the following sections.

3.6.5.1.2.1 Receiving a TXUSER_RESOURCEMANAGER_MTAG_CREATE Message

When the **transaction manager** communicating with a **resource manager facet** receives a [TXUSER_RESOURCEMANAGER_MTAG_CREATE](#) message, the transaction manager communicating with a resource manager facet MUST perform the following actions:

- If the **connection** state is Idle:
 - Set the connection state to Creating.
 - Create a resource manager object using the following values:
 - The **guidRM** field from the message as the **resource manager identifier**.
 - The **guidSession** field from the message as the **session** identifier of the resource manager.

- This connection.
- Assign the resource manager object to the Connection-Specific Data field of the connection.
- Signal the [Create Resource Manager \(section 3.6.7.9\)](#) event on the transaction manager communicating with a resource manager facet with the resource manager object.
- Otherwise, the message MUST be processed as an invalid message as specified in section [3.1.6](#).

3.6.5.1.2.2 Receiving a TXUSER_RESOURCEMANAGER_MTAG_REENLISTMENTCOMPLETE Message

When the **transaction manager** communicating with a **resource manager facet** receives a [TXUSER_RESOURCEMANAGER_MTAG_REENLISTMENTCOMPLETE \(section 2.2.10.1.1.3\)](#) message, the transaction manager communicating with a resource manager facet MUST perform the following actions:

- If the **connection** state is Reenlisting:
 - Set the connection state to Active.
 - Signal the [Reenlist Complete \(section 3.6.7.15\)](#) event on the transaction manager communicating with a resource manager facet with the resource manager object that is referenced by the Connection-Specific Data field of the connection.
- Otherwise, the message MUST be processed as an invalid message as specified in section [3.1.6](#).

3.6.5.1.2.3 Connection Disconnected

When a [CONNTYPE_TXUSER_RESOURCEMANAGERINTERNAL \(section 2.2.10.1.2\)](#) **connection** is disconnected, the **transaction manager** communicating with a **resource manager facet** MUST:

- Set the connection state to Ended.
- Signal the [Resource Manager Down \(section 3.6.7.16\)](#) event on the transaction manager communicating with a resource manager facet with the resource manager object referenced by the Connection-Specific Data field of the connection.

3.6.5.2 Transaction Coordination

3.6.5.2.1 CONNTYPE_TXUSER_PHASE0 as Acceptor

For all messages received in this **connection type**, the **transaction manager** communicating with a **resource manager facet** MUST process the message as specified in section [3.1](#). The transaction manager communicating with a resource manager facet MUST additionally follow the processing rules as specified in the following sections.

3.6.5.2.1.1 Receiving a TXUSER_PHASE0_MTAG_CREATE Message

When the **transaction manager** receives a [TXUSER_PHASE0_MTAG_CREATE](#) message, the transaction manager communicating with a **resource manager facet** MUST perform the following actions:

- If the **connection** state is Idle:
 - Set the connection state to [Awaiting Create Response \(section 3.6.1.3.2\)](#).
 - Find the **transaction** object in the transaction table of the transaction manager using the **guidTx** field from the message.

- If the transaction is not found:
 - Send a [TXUSER_PHASE0_MTAG_CREATE_TX_NOT_FOUND](#) message using the connection.
 - Set the connection state to Ended.
- Otherwise:
 - Create a new **Enlistment** object with the following values:
 - The transaction manager communicating with a resource manager facet
 - The transaction object
 - The connection
 - Set the **Resource Manager Identifier** field of the Enlistment object to a **NULL GUID**.
 - Assign the new Enlistment object to the **enlistment** field of the connection.
 - Signal the [Create Phase Zero Enlistment](#) event on the [Core Transaction Manager Facet](#) with the Enlistment object.
- Otherwise, the message MUST be processed as an invalid message as specified in section [3.1.6](#).

3.6.5.2.1.2 Receiving a TXUSER_PHASE0_MTAG_PHASE0REQDONE Message

When the **transaction manager** receives a [TXUSER_PHASE0_MTAG_PHASE0REQDONE](#) message, the transaction manager MUST perform the following actions:

- If the **connection** state is Awaiting **Phase Zero** Response:
 - Signal the [Enlistment Phase Zero Complete](#) event on the [Core Transaction Manager Facet](#) with the following arguments:
 - The **Enlistment** object that is referenced by this connection.
 - The completed **outcome** value
 - Set the connection state to Ended.
- Otherwise, the message MUST be processed as an invalid message as specified in section [3.1.6](#).

3.6.5.2.1.3 Receiving a TXUSER_PHASE0_MTAG_UNENLIST Message

When the **transaction manager** receives a [TXUSER_PHASE0_MTAG_UNENLIST \(section 2.2.10.2.1.8\)](#) message, the transaction manager MUST perform the following actions:

- If the **connection** state is Active:
 - Signal the [Unenlist Phase Zero Enlistment \(section 3.2.7.34\)](#) event on the [Core Transaction Manager Facet \(section 1.3.3.3.1\)](#) with the **Enlistment** object that is referenced by this connection.
 - Set the connection state to Ended.
- If the connection state is Awaiting **Phase Zero** Response:
 - Signal the [Enlistment Phase Zero Complete \(section 3.2.7.17\)](#) event on the Core Transaction Manager Facet with the following arguments:

- The Enlistment object that is referenced by this connection.
- The completed **outcome** value.
- Set the connection state to Ended.
- Otherwise, the message MUST be processed as an invalid message as specified in section [3.1.6](#).

3.6.5.2.1.4 Connection Disconnected

When a [CONNTYPE_TXUSER_PHASE0 \(section 2.2.10.2.1\)](#) **connection** is disconnected, the **transaction manager** communicating with a **resource manager facet** MUST perform the following actions:

- If the connection state is Awaiting **Phase Zero** Response:
 - Signal the [Enlistment Phase Zero Complete \(section 3.2.7.17\)](#) event on the [Core Transaction Manager Facet \(section 1.3.3.3.1\)](#) with the following arguments:
 - The **Enlistment** object that is referenced by this connection.
 - The aborted **outcome** value.
- Otherwise, if the connection state is [Active \(section 3.6.1.3.3\)](#):
 - Signal the [Enlistment Unilaterally Aborted \(section 3.2.7.19\)](#) event on the Core Transaction Manager Facet with the Enlistment object that is referenced by this connection.
- Finally, in all cases, the event MUST be processed as specified in section [3.1.8.3](#).

3.6.5.2.2 CONNTYPE_TXUSER_ENLISTMENT as Acceptor

For all messages that are received in this **connection type**, the **transaction manager** MUST process the message as specified in section [3.1](#). The transaction manager MUST additionally follow the processing rules as specified in the following sections.

3.6.5.2.2.1 Receiving a TXUSER_ENLISTMENT_MTAG_ENLIST Message

When the **transaction manager** receives a [TXUSER_ENLISTMENT_MTAG_ENLIST](#) message, the transaction manager MUST perform the following actions:

- If the **connection** state is Idle:
 - Set the connection state to Processing Enlistment Request.
 - Find the **transaction** object in the transaction table of the transaction manager using the **guidTx** field from the message.
 - If the transaction is not found:
 - Send a [TXUSER_ENLIST_MTAG_ENLIST_TX_NOT_FOUND](#) message using the connection.
 - Set the connection state to Ended.
- Otherwise:
 - Find the **resource manager** object in the transaction manager's Active Resource Manager table using the **guidRm** field from the message.
 - If the resource manager is not found:

- Send a [TXUSER_ENLIST_MTAG_ENLIST_TOO_LATE](#) message using the connection.
- Set the connection state to Ended.
- Otherwise:
 - Create a new **Enlistment** object with the following values:
 - The transaction manager communicating with a resource manager **facet**
 - The transaction object
 - The connection
 - The **Resource Manager.Identifier** field of the resource manager object
 - Signal the [Create Subordinate Enlistment](#) event on the [Core Transaction Manager Facet](#) with the new enlistment object.
- Otherwise, the message MUST be processed as an invalid message as specified in section [3.1.6](#).

3.6.5.2.2.2 Receiving a TXUSER_ENLISTMENT_MTAG_PREPAREREQDONE Message

When the **transaction manager** receives a [TXUSER_ENLISTMENT_MTAG_PREPAREREQDONE \(section 2.2.10.2.2.12\)](#) message, the transaction manager MUST perform the following actions:

- If the **connection** state is Awaiting Prepare Response Aborted:
 - If the **prepareReqDone** field of the message is TXUSER_ENLISTMENT_PREPAREREQDONE_OK:
 - Send a [TXUSER_ENLISTMENT_MTAG_ABORTREQ \(section 2.2.10.2.2.1\)](#) message using the connection.
 - Set the connection state to Awaiting Abort Response.
 - Otherwise, set the connection state to Ended.
- If the connection state is Awaiting Single Phase Commit Response:
 - Signal the [Enlistment Phase One Complete \(section 3.2.7.16\)](#) event on the [Core Transaction Manager Facet \(section 1.3.3.3.1\)](#) with the following arguments:
 - The **Enlistment** object of the connection.
 - The [Phase One outcome](#) set to:
 - Committed if the **prepareReqDone** field from the message is TXUSER_ENLISTMENT_PREPAREREQDONE_SINGLEPHASE_COMMIT.
 - Aborted if the **prepareReqDone** field from the message is TXUSER_ENLISTMENT_PREPAREREQDONE_ABORT.
 - Read Only if the **prepareReqDone** field from the message is TXUSER_ENLISTMENT_PREPAREREQDONE_READONLY.
 - Prepared if the **prepareReqDone** field from the message is TXUSER_ENLISTMENT_PREPAREREQDONE_OK.
 - If the **prepareReqDone** field from the message is set to TXUSER_ENLISTMENT_PREPAREREQDONE_OK:

- Set the connection state to Prepared.
 - Otherwise:
 - Set the connection state to Ended.
- If the connection state is Awaiting Prepare Response:
 - Signal the Enlistment Phase One Complete (section 3.2.7.16) event on the Core Transaction Manager Facet with the following arguments:
 - The Enlistment object of the connection.
 - The Phase One outcome set to:
 - Aborted if the **prepareReqDone** field is TXUSER_ENLISTMENT_PREPAREREQDONE_ABORT.
 - Read Only if the **prepareReqDone** field is TXUSER_ENLISTMENT_PREPAREREQDONE_READONLY.
 - Prepared if the **prepareReqDone** field is TXUSER_ENLISTMENT_PREPAREREQDONE_OK.
 - If the **prepareReqDone** field from the message is set to TXUSER_ENLISTMENT_PREPAREREQDONE_OK:
 - Set the connection state to Prepared.
 - Otherwise:
 - Set the connection state to Ended.
- If the connection state is Awaiting Abort Response:
 - Ignore the message.
- Otherwise, the message MUST be processed as an invalid message as specified in section [3.1.6](#).

3.6.5.2.2.3 Receiving a TXUSER_ENLISTMENT_MTAG_COMMITREQDONE Message

When the **transaction manager** receives a [TXUSER_ENLISTMENT_MTAG_COMMITREQDONE \(section 2.2.10.2.2.4\)](#) message, the transaction manager MUST perform the following action:

- If the **connection** state is Awaiting Commit Response:
 - Signal the [Enlistment Commit Complete \(section 3.2.7.15\)](#) event on the [Core Transaction Manager Facet \(section 1.3.3.3.1\)](#) with the **Enlistment** object of the connection.
 - Set the connection state to Ended.
- Otherwise, the message MUST be processed as an invalid message as specified in section [3.1.6](#).

3.6.5.2.2.4 Receiving a TXUSER_ENLISTMENT_MTAG_ABORTREQDONE Message

When the **transaction manager** receives a [TXUSER_ENLISTMENT_MTAG_ABORTREQDONE](#) message, the transaction manager MUST perform the following actions:

- If the **connection** state is Awaiting Abort Response:

- Signal the [Enlistment Rollback Complete](#) event on the [Core Transaction Manager Facet](#) with the **Enlistment** object of the connection.
- Set the connection state to Ended.
- Otherwise, the message MUST be processed as an invalid message as specified in section [3.1.6](#).

3.6.5.2.2.5 Connection Disconnected

When a [CONNTYPE_TXUSER_ENLISTMENT \(section 2.2.10.2.2\)](#) **connection** is disconnected, the **transaction manager** MUST perform the following actions:

- If the connection state is either [Processing Enlistment Request \(section 3.6.1.4.2\)](#) or [Active \(section 3.6.1.4.3\)](#):
 - Signal the [Enlistment Unilaterally Aborted \(section 3.2.7.19\)](#) event on the [Core Transaction Manager Facet \(section 1.3.3.3.1\)](#) with the **Enlistment** object of the connection.
- Otherwise, if the connection state is [Awaiting Prepare Response \(section 3.6.1.4.5\)](#):
 - Signal the [Enlistment Phase One Complete \(section 3.2.7.16\)](#) event on the Core Transaction Manager Facet with the following arguments:
 - The Enlistment object of the connection
 - The aborted **outcome**
- Otherwise, if the connection state is [Awaiting Single-Phase Commit Response \(section 3.6.1.4.4\)](#):
 - Signal the Enlistment Phase One Complete event on the Core Transaction Manager Facet with the following arguments:
 - The Enlistment object of the connection
 - The [In Doubt \(section 3.2.1.3.12\)](#) outcome
- Otherwise, if the connection state is [Awaiting Commit Response \(section 3.6.1.4.8\)](#), the transaction manager MUST perform the following action:
 - Add the Enlistment object of the connection to the **Failed to Notify List** of the transaction manager (section [3.6.1](#)).
- Otherwise, if the connection state is [Awaiting Abort Response \(section 3.6.1.4.9\)](#):
 - Signal the [Enlistment Rollback Complete \(section 3.2.7.18\)](#) event on the Core Transaction Manager Facet with the Enlistment object of the connection.
- Finally, in all cases, the event MUST be processed as specified in section [3.1.8.3](#).

3.6.5.3 Transaction Recovery

3.6.5.3.1 CONNTYPE_TXUSER_REENLIST as Acceptor

For all messages received in this **connection type**, the **transaction manager** communicating with a **resource manager facet** MUST process the message as specified in section [3.1](#). The transaction manager communicating with a resource manager facet MUST additionally follow the processing rules as specified in the following sections.

3.6.5.3.1.1 Receiving a TXUSER_REENLIST_MTAG_REENLIST Message

When the **transaction manager** communicating with a **resource manager facet** receives a [TXUSER_REENLIST_MTAG_REENLIST](#) message, the transaction manager communicating with a resource manager facet MUST perform the following actions:

- If the **connection** state is Idle:
 - Set the connection state to [Processing Reenlist Request](#).
 - Look up a resource manager object in the Active Resource Manager table, using the **guidRm** field from the message as the key.
 - If the resource manager does not exist:
 - Send a [TXUSER_REENLIST_MTAG_REENLIST_ABORTED](#) message using the connection.
 - Set the connection state to Ended.
 - Otherwise:
 - Look up a **transaction** object in the transaction table using the **guidTx** field from the message as the key.
 - If the transaction is not found:
 - Send a TXUSER_REENLIST_MTAG_REENLIST_ABORTED message using the connection.
 - Set the connection state to Ended.
 - Find an **Enlistment** object in the transaction object's **Phase Two Enlistment** list whose Resource Manager field matches the resource manager object.
 - If no Enlistment object is found:
 - Send a TXUSER_REENLIST_MTAG_REENLIST_ABORTED message using the connection.
 - Set the connection state to Ended.
 - Otherwise:
 - Initialize the Reenlist Time-out timer providing the following arguments:
 - If the value of the **ulTimeout** field from the message is less than zero:
 - Use a value of zero.
 - Otherwise:
 - Use the **ulTimeout** field from the message.
 - The Enlistment object that is found in the Phase Two enlistment list.
 - Assign the Enlistment object to the **enlistment** field of the connection.
 - Assign the connection object to the **Enlistment Object.Connection** field of the enlistment.
 - Signal the [Request Transaction Outcome](#) event on the [Core Transaction Manager Facet](#) with the new Enlistment object.
- Otherwise, the message MUST be processed as an invalid message as specified in section [3.1.6](#).

3.6.5.3.1.2 Connection Disconnected

This event MUST be processed as specified in section [3.1.8.3](#).

3.6.5.4 Voting

3.6.5.4.1 CONNTYPE_TXUSER_VOTER as Acceptor

For all messages that are received in this **connection type**, the **transaction manager** that is communicating with a **resource manager facet** MUST process the message as specified in section [3.1](#). The transaction manager communicating with a resource manager facet MUST additionally follow the processing rules as specified in the following sections.

3.6.5.4.1.1 Receiving a TXUSER_VOTER_MTAG_CREATE Message

When the **transaction manager** communicating with a **resource manager facet** receives a [TXUSER_VOTER_MTAG_CREATE](#) message, it MUST perform the following actions:

- If the **connection** state is Idle:
 - Set the connection state to Creating Voter.
 - Find the **transaction** object in the transaction manager's transaction table using the **guidTx** field from the message.
 - If the transaction is not found:
 - Send a [TXUSER_VOTER_MTAG_CREATE_TX_NOT_FOUND](#) message using the connection.
 - Set the connection state to Ended.
 - Otherwise:
 - Create a new **Enlistment** object with the following values:
 - The transaction manager communicating with a resource manager facet
 - The transaction object
 - The connection
 - Set the **Resource Manager Identifier** field of the Enlistment object to a **NULL GUID**.
 - Assign the new Enlistment object to the **enlistment** field of the connection.
 - Signal the [Create Voter Enlistment](#) event on the [Core Transaction Manager Facet](#) with the Enlistment object.
- Otherwise, the message MUST be processed as an invalid message as specified in section [3.1.6](#).

3.6.5.4.1.2 Receiving a TXUSER_VOTER_MTAG_VOTEREQDONE Message

When the **transaction manager** communicating with a **resource manager facet** receives a [TXUSER_VOTER_MTAG_VOTEREQDONE](#) message, the transaction manager communicating with a resource manager facet MUST perform the following actions:

- If the **connection** state is Awaiting Voter Response:
 - Set the connection state as follows:

- If the **VoteReqDone** field from the message is TXUSER_VOTER_VOTEREQDONE_ABORT or TXUSER_VOTER_VOTEREQDONE_OK_NONOTIFY:
 - Set the connection state to Ended.
- Otherwise, If the **VoteReqDone** field from the message is TXUSER_VOTER_VOTEREQDONE_OK:
 - Set the connection state to Awaiting Outcome.
- Otherwise, the message MUST be processed as an invalid message, as specified in section [3.1.6](#).
- Signal the [Enlistment Vote Complete](#) event on the [Core Transaction Manager Facet](#) with the following arguments:
 - The **Enlistment** object that is referenced by this connection.
 - The Vote **outcome**, which MUST be set to:
 - Prepared if the **VoteReqDone** field from the message is TXUSER_VOTER_VOTEREQDONE_OK.
 - Aborted if the **VoteReqDone** field from the message is TXUSER_VOTER_VOTEREQDONE_ABORT.
 - Read-only if the **VoteReqDone** field from the message is TXUSER_VOTER_VOTEREQDONE_OK_NONOTIFY.
- Otherwise, the message MUST be processed as an invalid message as specified in section 3.1.6.

3.6.5.4.1.3 Connection Disconnected

When a [CONNTYPE TXUSER VOTER \(section 2.2.10.4.1\) connection](#) is disconnected, the **transaction manager** communicating with a **resource manager facet** MUST perform the following actions:

- If the connection state is either [Active \(section 3.6.1.6.3\)](#) or Awaiting Voter Response:
 - Signal the [Enlistment Unilaterally Aborted \(section 3.2.7.19\)](#) event on the [Core Transaction Manager Facet \(section 1.3.3.3.1\)](#) with the **Enlistment** object that is referenced by this connection.
- Finally, in all cases, the event MUST be processed as specified in section [3.1.8.3](#).

3.6.6 Timer Events

3.6.6.1 Reenlist Timeout Timer

When this timer expires, the **transaction manager** communicating with a **resource manager facet** MUST perform the following actions:

- Send a [TXUSER REENLIST MTAG REENLIST TIMEOUT \(section 2.2.10.3.1.4\)](#) message using the **connection** that is referenced by the provided **Enlistment** object.
- Set the **transaction** state to [Ended \(section 3.2.1.3.14\)](#).

3.6.7 Other Local Events

A **transaction manager** communicating with a **resource manager facet** MUST be prepared to process the local events that are defined in the following sections.

The transaction manager communicating with a resource manager MUST be prepared to process local events pertaining to **Phase Zero** functionality only on versions where the **connection type** [CONNTYPE_TXUSER_PHASE0](#) is supported. Section [2.2.1.1.3](#) defines protocol version support for this connection type. The following local events are affected:

- [Create Phase Zero Enlistment Success](#)
- [Create Phase Zero Enlistment Failure](#)
- [Begin Phase Zero](#)
- [Phase Zero Aborted](#)

3.6.7.1 Begin Commit

The Begin Commit event MUST be signaled with the following arguments:

- An **Enlistment** object

If the Begin Commit event is signaled, the **transaction manager** MUST perform the following actions:

- If the **connection** of the provided enlistment is of type [CONNTYPE_TXUSER_VOTER \(section 2.2.10.4.1\)](#):
 - Send a [TXUSER_STATUS_MTAG_COMMITTED \(section 2.2.10.4.1.2\)](#) message using the connection.
 - Set the connection state to Ended.
- Otherwise, if the connection of the provided enlistment is of type [CONNTYPE_TXUSER_ENLISTMENT \(section 2.2.10.2.2\)](#):
 - If the connection state is Ended:
 - Add the provided Enlistment object to the **Failed to Notify List** of the transaction manager (section [3.6.1](#)).
 - Otherwise:
 - Send a [TXUSER_ENLISTMENT_MTAG_COMMITREQ \(section 2.2.10.2.2.3\)](#) message using the connection.
 - Set the connection state to [Awaiting Commit Response \(section 3.6.1.4.8\)](#).
- Otherwise, if the connection of the provided enlistment is of type [CONNTYPE_TXUSER_REENLIST \(section 2.2.10.3.1\)](#):
 - If the connection state is [Processing Reenlist Request \(section 3.6.1.5.2\)](#):
 - Send a [TXUSER_REENLIST_MTAG_REENLIST_COMMITTED \(section 2.2.10.3.1.3\)](#) message using the connection.
 - Set the connection state to Ended.
 - Otherwise:

- Ignore the signal.

3.6.7.2 Begin In Doubt

The Begin In Doubt event MUST be signaled with the following arguments:

- An **Enlistment** object

If the Begin In Doubt event is signaled, the **transaction manager** MUST perform the following actions:

- Send a [TXUSER_STATUS_MTAG_INDOUBT](#) message using the **connection** of the provided enlistment.
- Set the connection state to Ended.

3.6.7.3 Begin Phase One

The Begin Phase One event MUST be signaled with the following arguments:

- An **Enlistment** object
- A Boolean value indicating whether or not the **transaction manager** communicating with a **resource manager facet** attempts to make an Enlistment **single-phase commit** request.

If the Begin Phase One event is signaled, the transaction manager MUST perform the following actions:

- If the **connection** state of the enlistment is Active:
 - If the provided Single Phase Commit flag (defined in section [3.2.1](#)) is true:
 - Send a [TXUSER_ENLISTMENT_MTAG_PREPAREREQ \(section 2.2.10.2.2.11\)](#) message using the connection of the provided enlistment.
 - The **fSinglePhase** field MUST be set to a nonzero value.
 - Set the **grFRM** field to the **GRFRM** field of the **transaction** object referenced by the Enlistment object.
 - Set the connection state to Awaiting Single Phase Commit Response.
 - Otherwise:
 - Send a [TXUSER_ENLISTMENT_MTAG_PREPAREREQ \(section 2.2.10.2.2.11\)](#) message using the connection of the provided enlistment.
 - The **fSinglePhase** field MUST be set to 0.
 - Set the **grFRM** field to the **GRFRM** field of the transaction object referenced by the Enlistment object.
 - Set the connection state to Awaiting Prepare Response.
- Otherwise, ignore the event.

3.6.7.4 Begin Phase Zero

The Begin Phase Zero event MUST be signaled with the following arguments:

- An **Enlistment** object

If the Begin Phase Zero event is signaled, the **transaction manager** MUST perform the following actions:

- If the **connection** state is Active:
 - Send a [TXUSER_PHASE0_MTAG_PHASE0REQ](#) message using the connection of the provided enlistment.
 - Set the connection state to Awaiting **Phase Zero** Response.
- Otherwise:
 - Ignore the event.

3.6.7.5 Begin Rollback

The Begin Rollback event MUST be signaled with the following arguments:

- An **Enlistment** object

If the Begin Rollback event is signaled, the **transaction manager** MUST perform the following actions:

- If the **connection** of the provided enlistment is of type [CONNTYPE_TXUSER_VOTER](#):
 - Send a [TXUSER_STATUS_MTAG_ABORTED](#) message using the connection.
 - Set the connection state to Ended.
- Otherwise, if the connection of the provided enlistment is of type [CONNTYPE_TXUSER_ENLISTMENT](#):
 - If the connection state is Idle:
 - Signal the [Enlistment Rollback Complete](#) event on the [Core Transaction Manager Facet](#) with the provided Enlistment object.
 - Otherwise:
 - If the connection state is Active or Prepared:
 - Send a [TXUSER_ENLISTMENT_MTAG_ABORTREQ](#) message using the connection.
 - Set the connection state to Awaiting Abort Response.
 - Otherwise, if the connection state is Awaiting Prepare Response:
 - Set the connection state to Awaiting Prepare Response Aborted.
- Otherwise, if the connection of the provided enlistment is of type [CONNTYPE_TXUSER_REENLIST](#):
 - If the connection state is Processing Reenlist Request:
 - Send a [TXUSER_REENLIST_MTAG_REENLIST_ABORTED](#) message using the connection.
 - Set the connection state to Ended.
 - Otherwise, ignore the signal.

3.6.7.6 Begin Voting

The Begin Voting event MUST be signaled with the following arguments:

- An **Enlistment** object

If the Begin Voting event is signaled, the **transaction manager** MUST perform the following actions:

- If the **connection** state is Active:
 - Send a [TXUSER_VOTER_MTAG_VOTEREQ](#) message using the connection of the provided enlistment.
 - Set the connection state to Awaiting Voter Response.
- Otherwise, ignore the event.

3.6.7.7 Create Phase Zero Enlistment Failure

The Create Phase Zero Enlistment Failure event MUST be signaled with the following arguments:

- An **Enlistment** object.
- A value indicating the failure reason. The reason MUST be set to one of the following values:
 - Too Late
 - Tx Not Found

If the Create Phase Zero Enlistment Failure event is signaled, the **transaction manager** MUST perform the following actions:

- If the **connection** state is [Awaiting Create Response \(section 3.6.1.3.2\)](#):
 - Send the matching message for the following reason codes using the connection of the provided enlistment:
 - Too Late: [TXUSER_PHASE0_MTAG_CREATE_TOO_LATE \(section 2.2.10.2.1.2\)](#).
 - Tx Not Found: [TXUSER_PHASE0_MTAG_CREATE_TX_NOT_FOUND \(section 2.2.10.2.1.3\)](#)
 - Set the connection state to Ended.
- Otherwise, ignore the event.

3.6.7.8 Create Phase Zero Enlistment Success

The Create Phase Zero Enlistment Success event MUST be signaled with the following arguments:

- An **Enlistment** object

If the Create Phase Zero Enlistment Success event is signaled, the **transaction manager** MUST perform the following actions:

- If the **connection** state is [Awaiting Create Response \(section 3.6.1.3.2\)](#):
 - Send a [TXUSER_PHASE0_MTAG_CREATED](#) message using the connection of the provided enlistment.
 - Set the connection state to Active.

- Otherwise, ignore the event.

3.6.7.9 Create Resource Manager

The Create Resource Manager event MUST be signaled with the following arguments:

- A **resource manager** object

If the Create Resource Manager event is signaled, the **transaction manager** communicating with a resource manager **facet** MUST perform the following actions:

- Search for a resource manager object in the transaction manager's Active Resource Manager table with the same resource manager identifier as the provided resource manager object.
- If such a resource manager object is found in the table:
 - If the **connection** object that is referenced by the found resource manager object is of type [CONNTYPE_TXUSER_RESOURCEMANAGERINTERNAL \(section 2.2.10.1.2\)](#):
 - If the connection state of the found resource manager object is either Reenlisting or Active:
 - Send a [TXUSER_RESOURCEMANAGERINTERNAL_MTAG_DUPLICATEDETECTED \(section 2.2.10.1.2.1\)](#) message using the connection object that is referenced by the found resource manager object.
 - Send a [TXUSER_RESOURCEMANAGER_MTAG_DUPLICATE \(section 2.2.10.1.1.2\)](#) message using the connection object that is referenced by the provided resource manager object. Set the state of the connection object that referenced the provided resource manager object to Ended.
 - Set the state of the connection object that referenced the provided resource manager object to Ended.
 - Otherwise,
 - Send a TXUSER_RESOURCEMANAGER_MTAG_DUPLICATE (section 2.2.10.1.1.2) message using the connection object that is referenced by the provided resource manager object.
 - Set the state of the connection object that referenced the provided resource manager object to Ended.
 - Otherwise
 - If the connection state is Creating:
 - Add the provided resource manager object to the Active Resource Manager table, using the resource manager identifier field as the key.
 - Send a [TXUSER_RESOURCEMANAGER_MTAG_REQUEST_COMPLETE \(section 2.2.10.1.1.4\)](#) message using the connection.
 - Set the connection state to Reenlisting.

3.6.7.10 Create Subordinate Enlistment Failure

The Create Subordinate Enlistment Failure event MUST be signaled with the following arguments:

- An **Enlistment** object.

- A value indicating the failure reason. The reason MUST be set to one of the following values:
 - Log Full
 - Too Late
 - Too Many

If the Create Subordinate Enlistment Failure event is signaled, the **transaction manager** MUST perform the following actions:

- If the **connection** state is Processing Enlistment Request:
 - Send the matching message for the following reason codes using the connection of the provided enlistment:
 - Log Full: [TXUSER_ENLISTMENT_MTAG_ENLIST_LOG_FULL](#)
 - Too Late: [TXUSER_ENLISTMENT_MTAG_ENLIST_TOO_LATE](#)
 - Too Many: [TXUSER_ENLISTMENT_MTAG_ENLIST_TOO_MANY](#)
 - Set the connection state to Ended.
- Otherwise, ignore the event.

3.6.7.11 Create Subordinate Enlistment Success

The Create Subordinate Enlistment Success event MUST be signaled with the following arguments:

- An **Enlistment** object

If the Create Subordinate Enlistment Success event is signaled, the **transaction manager** MUST perform the following actions:

- If the **connection** state is Processing Enlistment Request:
 - Send a [TXUSER_ENLISTMENT_MTAG_ENLISTED](#) message using the connection of the provided enlistment.
 - Set the connection state to Active.
- Otherwise, ignore the event.

3.6.7.12 Create Voter Enlistment Failure

The Create Voter Enlistment Failure event MUST be signaled with the following arguments:

- An **Enlistment** object
- A value indicating the failure reason. The reason MUST be set to the following value:
 - Too Late

If the Create Voter Enlistment Failure event is signaled, the **transaction manager** MUST perform the following actions:

- If the **connection** state is Creating Voter:
 - Send the [TXUSER_VOTER_MTAG_CREATE_TOO_LATE \(section 2.2.10.4.1.5\)](#) message using the connection of the provided enlistment:

- Set the connection state to Ended.
- Otherwise, ignore the event.

3.6.7.13 Create Voter Enlistment Success

The Create Voter Enlistment Success event MUST be signaled with the following arguments:

- An **Enlistment** object

If the Create Voter Enlistment Success event is signaled, the **Transaction Manager** MUST perform the following actions:

- If the **connection** state is Creating Voter:
 - Send a [TXUSER_VOTER_MTAG_CREATED \(section 2.2.10.4.1.7\)](#) message using the connection of the provided enlistment.
 - Set the connection state to Active.
- Otherwise, ignore the event.

3.6.7.14 Phase Zero Aborted

The Phase Zero Aborted event MUST be signaled with the following arguments:

- An **Enlistment** object

If the Phase Zero Aborted event is signaled, the **transaction manager** MUST perform the following actions:

- If the **connection** state is Active:
 - Send a [TXUSER_PHASE0_MTAG_PHASE0REQ_ABORT](#) message using the connection of the provided enlistment.
 - Set the connection state to ended.
- Otherwise, ignore the event.

3.6.7.15 Reenlist Complete

The Reenlist Complete event MUST be signaled with the following arguments:

- A **resource manager** object

If the Reenlist Complete event is signaled, the **transaction manager** communicating with a resource manager **facet** MUST perform the following actions:

- For each **enlistment** in the **Failed to Notify List** of the transaction manager (section [3.6.1](#)):
 - If the **Resource Manager Identifier** field of the Enlistment object matches the provided **Resource Manager Object.Identifier** field:
 - Signal the [Enlistment Commit Complete](#) event on the [Core Transaction Manager Facet](#) providing the Enlistment object.
 - Remove the Enlistment object from the **Failed to Notify List**.

- Send a [TXUSER_RESOURCEMANAGER_MTAG_REQUEST_COMPLETE](#) message using the **connection** of the provided resource manager.
- Set the connection state to Reenlisting.

3.6.7.16 Resource Manager Down

The Resource Manager Down event MUST be signaled with the following arguments:

- A **resource manager** object

If the Resource Manager Down event is signaled, the **transaction manager** communicating with a resource manager **facet** MUST perform the following actions:

- For each **enlistment** in the **Failed to Notify List** of the transaction manager (section [3.6.1](#)):
 - If the Enlistment object's **Resource Manager Identifier** field matches the provided resource manager object's **Resource Manager Object.Identifier** field:
 - Set the state of the **connection** object referenced by the Enlistment object to Ended.
 - Search for a resource manager object in the manager's **Active Resource Manager Table** with the same **resource manager identifier** as the provided resource manager object.
- If such a resource manager object is found in the table, remove the resource manager object from the table.

3.7 Superior Transaction Manager Facet Details

3.7.1 Abstract Data Model

This section describes a conceptual model of possible data organization that an implementation maintains to participate in this protocol. The described organization is provided to facilitate the explanation of how the protocol behaves. This document does not mandate that implementations adhere to this model as long as their external behavior is consistent with that described in this document.

Note that the abstract data model can be implemented in a variety of ways. This protocol does not prescribe or advocate any specific implementation technique.

The **superior transaction manager facet** MUST maintain all the data elements that are specified in sections [3.1.1](#) and [3.2.1](#).

The Superior Transaction Manager facet MUST also maintain the following data elements:

Enlistment objects that are created by the superior transaction manager facet MUST provide the following properties as specified in 3.1.1:

- **Name:** The Hostname field in the Enlistment object's **connection** object
- **Enlistment Object.Identifier:** An empty string

The superior transaction manager MUST provide the states that are defined in the following sections for its supported **connection types**. [Version-Specific Aspects of Connection Types Relevant to a Transaction Manager \(section 2.2.1.1.2\)](#) defines the connection types that a superior transaction manager MUST provide for each supported protocol version.

3.7.1.1 CONNTYPE_PARTNERTM_PROPAGATE Initiator States

The **superior transaction manager** MUST act as an **initiator** for the [CONNTYPE_PARTNERTM_PROPAGATE \(section 2.2.9.1.1.1\)](#) **connection type**. In this role, the superior transaction manager MUST provide support for the states in this section:

- [Idle \(section 3.7.1.1.1\)](#)
- [Awaiting Propagation Response \(section 3.7.1.1.2\)](#)
- [Active \(section 3.7.1.1.3\)](#)
- [Awaiting Abort Response \(section 3.7.1.1.4\)](#)
- [Phase Zero Registration \(section 3.7.1.1.5\)](#)
- [Requesting Phase Zero \(section 3.7.1.1.6\)](#)
- [Phase Zero \(section 3.7.1.1.7\)](#)
- [Phase Zero Registration During Phase Zero \(section 3.7.1.1.8\)](#)
- [Phase Zero with Outstanding Registration \(section 3.7.1.1.9\)](#)
- [Awaiting Prepare Response \(section 3.7.1.1.10\)](#)
- [Prepared \(section 3.7.1.1.11\)](#)
- [Awaiting Commit Response \(section 3.7.1.1.12\)](#)
- [Ended \(section 3.7.1.1.13\)](#)

The following illustration shows the relationship between the CONNTYPE_PARTNERTM_PROPAGATE initiator states.

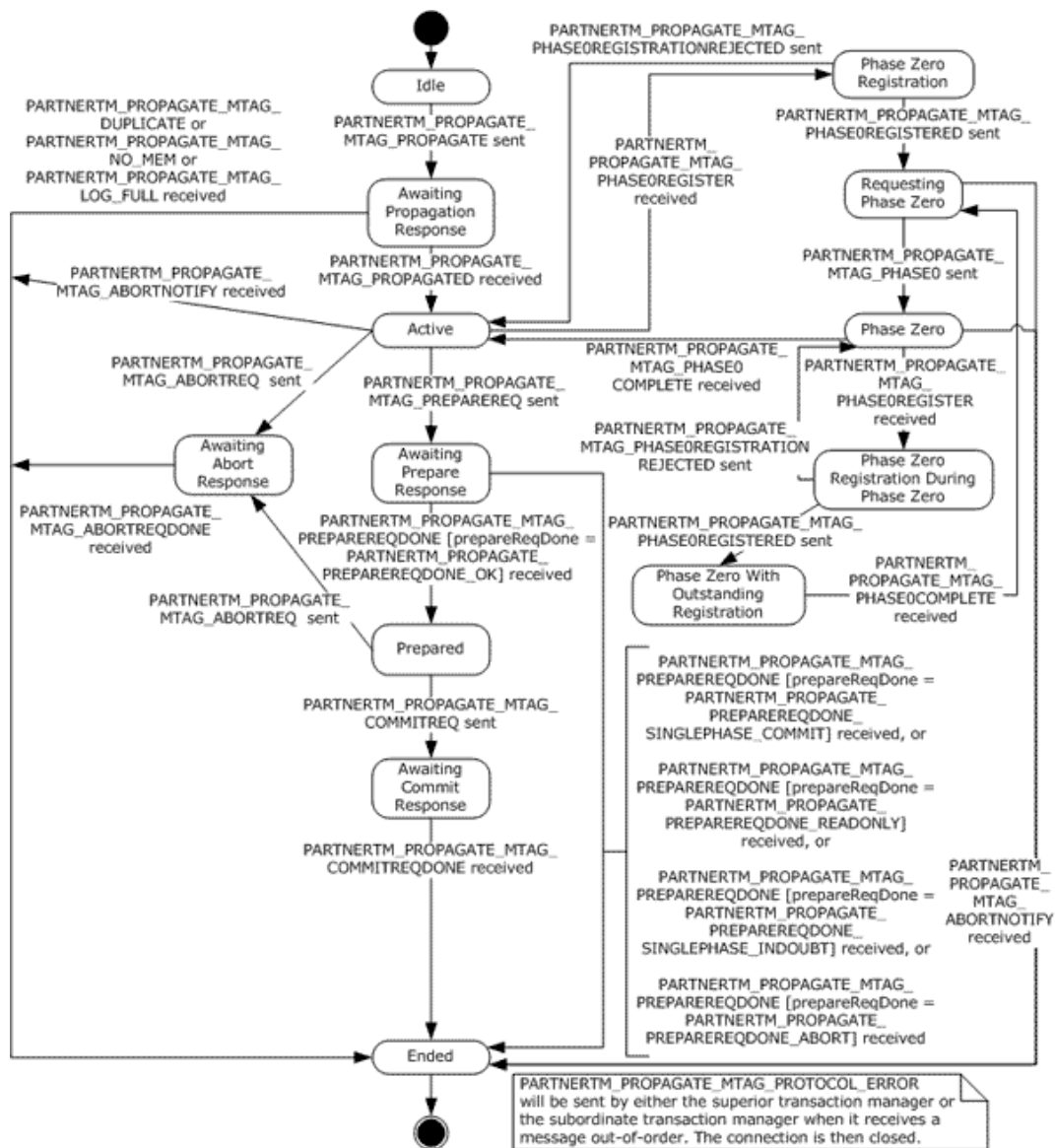


Figure 57: CONNTYPE_PARTNERTM_PROPAGATE initiator states

3.7.1.1.1 Idle

This is the initial state. The following event is processed in this state:

- [Propagate Transaction \(section 3.7.7.10\)](#)

3.7.1.1.2 Awaiting Propagation Response

The following events are processed in this state:

- [Receiving a PARTNERTM_PROPAGATE_MTAG_PROPAGATED Message \(section 3.7.5.1.1.1.1\)](#)
- [Receiving a PARTNERTM_PROPAGATE_MTAG_DUPLICATE, PARTNERTM_PROPAGATE_MTAG_NO_MEM, or PARTNERTM_PROPAGATE_MTAG_LOG_FULL Message \(section 3.7.5.1.1.1.2\)](#)

3.7.1.1.3 Active

The following events are processed in this state:

- [Receiving PARTNERTM_PROPAGATE_MTAG_PHASE0REGISTER \(section 3.7.5.1.1.1.3\)](#)
- [Receiving PARTNERTM_PROPAGATE_MTAG_ABORTNOTIFY \(section 3.7.5.1.1.1.4\)](#)
- [Begin Phase One \(section 3.7.7.2\)](#).
- [Begin Rollback \(section 3.7.7.4\)](#)

3.7.1.1.4 Awaiting Abort Response

The following event is processed in this state:

- [Receiving PARTNERTM_PROPAGATE_MTAG_ABORTREQDONE \(section 3.7.5.1.1.1.3\)](#)

3.7.1.1.5 Phase Zero Registration

The following events are processed in this state:

- [Create Phase Zero Enlistment Success \(section 3.7.7.6\)](#)
- [Create Phase Zero Enlistment Failure \(section 3.7.7.5\)](#)

3.7.1.1.6 Requesting Phase Zero

The following events are processed in this state:

- [Receiving PARTNERTM_PROPAGATE_MTAG_ABORTNOTIFY \(section 3.7.5.1.1.1.3\)](#)
- [Begin Phase Zero \(section 3.7.7.3\)](#)
- [Receiving PARTNERTM_PROPAGATE_MTAG_PROTOCOL_ERROR \(section 3.7.5.1.1.1.4\)](#)

3.7.1.1.7 Phase Zero

The following events are processed in this state:

- [Receiving a PARTNERTM_PROPAGATE_MTAG_PHASE0COMPLETE \(section 3.7.5.1.1.1.3\)](#)
- Receiving a PARTNERTM_PROPAGATE_MTAG_PHASE0REGISTER (section 3.7.5.1.1.1.3)
- [Receiving a PARTNERTM_PROPAGATE_MTAG_PROTOCOL_ERROR \(section 3.7.5.1.1.1.4\)](#)
- Receiving a PARTNERTM_PROPAGATE_MTAG_ABORTNOTIFY (section 3.7.5.1.1.1.3)

3.7.1.1.8 Phase Zero Registration During Phase Zero

The following events are processed in this state:

- [Create Phase Zero Enlistment Success \(section 3.7.7.6\)](#)
- [Create Phase Zero Enlistment Failure \(section 3.7.7.5\)](#)

3.7.1.1.9 Phase Zero with Outstanding Registration

The following events are processed in this state:

- [Receiving PARTNERTM_PROPAGATE_MTAG_PHASE0COMPLETE \(section 3.7.5.1.1.1.3\)](#).

- [Receiving PARTNERTM_PROPAGATE_MTAG_PROTOCOL_ERROR \(section 3.7.5.1.1.1.4\)](#)

3.7.1.1.10 Awaiting Prepare Response

The following events are processed in this state:

- [Receiving PARTNERTM_PROPAGATE_MTAG_PREPAREREQDONE \(section 3.7.5.1.1.1.3\)](#)
- [Receiving PARTNERTM_PROPAGATE_MTAG_PROTOCOL_ERROR \(section 3.7.5.1.1.1.4\)](#)

3.7.1.1.11 Prepared

The following events are processed in this state:

- [Begin Commit \(section 3.7.7.1\)](#)
- [Begin Rollback \(section 3.7.7.4\)](#)

3.7.1.1.12 Awaiting Commit Response

The following events are processed in this state:

- [Receiving PARTNERTM_PROPAGATE_MTAG_COMMITREQDONE \(section 3.7.5.1.1.1.3\)](#)
- [Receiving PARTNERTM_PROPAGATE_MTAG_PROTOCOL_ERROR \(section 3.7.5.1.1.1.4\)](#)

3.7.1.1.13 Ended

This is the final state.

3.7.1.2 CONNTYPE_PARTNERTM_BRANCH Acceptor States

The **superior transaction manager** MUST act as an **acceptor** for the [CONNTYPE_PARTNERTM_BRANCH \(section 2.2.9.1.2.1\)](#) **connection type**. In this role, the superior transaction manager MUST provide support for the states in this section.

The following figure shows the relationship between the CONNTYPE_PARTNERTM_BRANCH acceptor states.

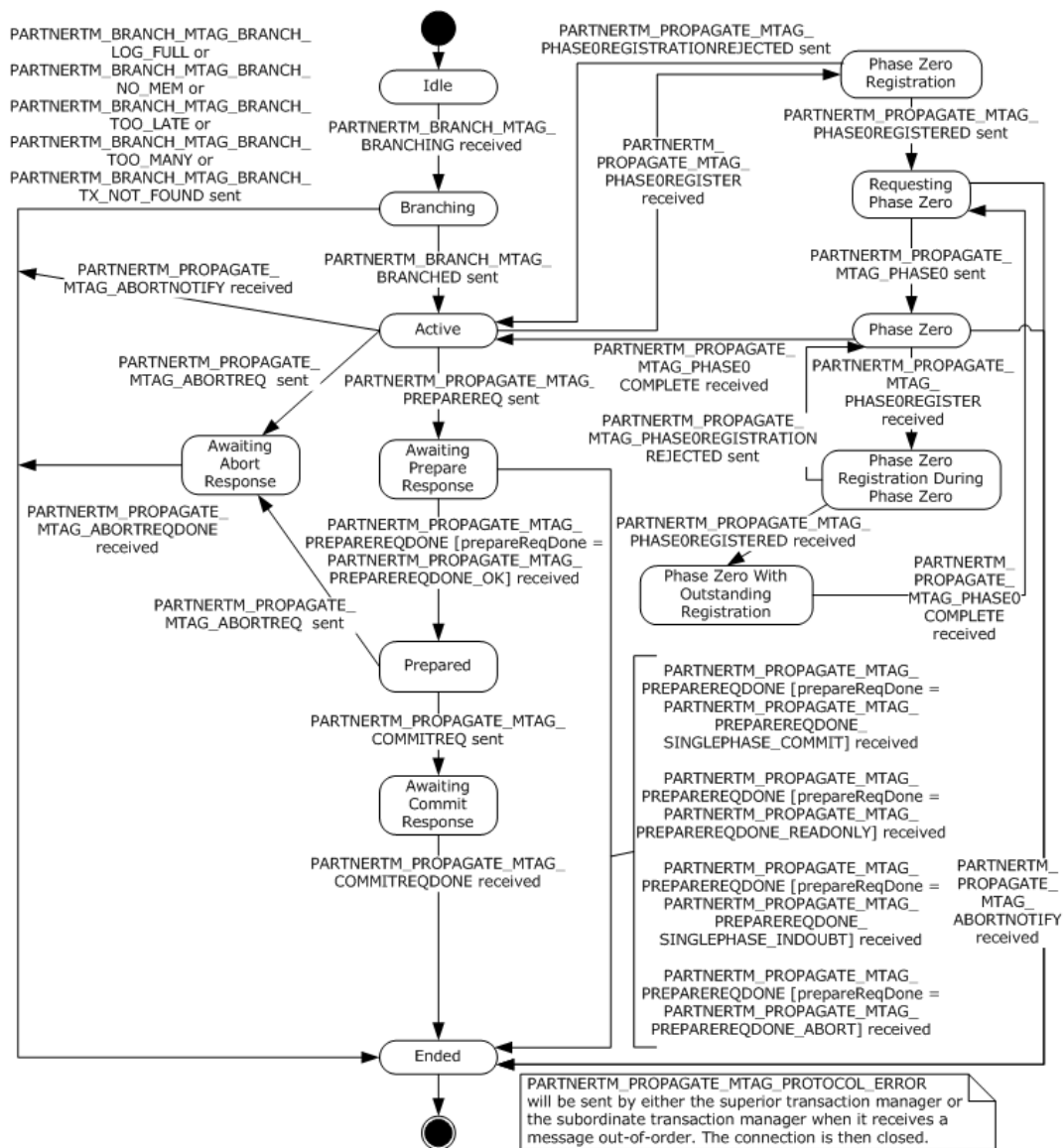


Figure 58: CONNTYPE_PARTNERTM_BRANCH acceptor states

3.7.1.2.1 Idle

This is the initial state. The following event is processed in this state:

- Receiving [PARTNERTM_BRANCH_MTAG_BRANCHING \(section 3.7.5.1.2.1.1\)](#).

3.7.1.2.2 Branching

The following events are processed in this state:

- [Create Subordinate Enlistment Success \(section 3.7.7.8\)](#)
- [Create Subordinate Enlistment Failure \(section 3.7.7.7\)](#)

3.7.1.2.3 Active

The following events are processed in this state:

- [Receiving PARTNERTM_PROPAGATE_MTAG_PHASE0REGISTER \(section 3.7.5.1.2.1.2\)](#)
- [Receiving PARTNERTM_PROPAGATE_MTAG_ABORTNOTIFY \(section 3.7.5.1.2.1.4\)](#)
- [Begin Phase One \(section 3.7.7.2\)](#)
- [Begin Rollback \(section 3.7.7.4\)](#).

3.7.1.2.4 Awaiting Abort Response

The following event is processed in this state:

- [Receiving PARTNERTM_PROPAGATE_MTAG_ABORTREQDONE \(section 3.7.5.1.2.1.5\)](#)

3.7.1.2.5 Phase Zero Registration

The following events are processed in this state:

- [Create Phase Zero Enlistment Success \(section 3.7.7.6\)](#)
- [Create Phase Zero Enlistment Failure \(section 3.7.7.5\)](#)

3.7.1.2.6 Requesting Phase Zero

The following events are processed in this state:

- [Receiving PARTNERTM_PROPAGATE_MTAG_ABORTNOTIFY \(section 3.7.5.1.2.1.4\)](#)
- [Begin Phase Zero \(section 3.7.7.3\)](#)
- [Receiving PARTNERTM_PROPAGATE_MTAG_PROTOCOL_ERROR \(section 3.7.5.1.2.1.8\)](#)

3.7.1.2.7 Phase Zero

The following events are processed in this state:

- [Receiving PARTNERTM_PROPAGATE_MTAG_PHASE0COMPLETE \(section 3.7.5.1.2.1.3\)](#)
- [Receiving PARTNERTM_PROPAGATE_MTAG_PHASE0REGISTER \(section 3.7.5.1.2.1.2\)](#)
- [Receiving PARTNERTM_PROPAGATE_MTAG_PROTOCOL_ERROR \(section 3.7.5.1.2.1.8\)](#)
- [Receiving PARTNERTM_PROPAGATE_MTAG_ABORTNOTIFY \(section 3.7.5.1.2.1.4\)](#)

3.7.1.2.8 Phase Zero Registration During Phase Zero

The following events are processed in this state:

- [Create Phase Zero Enlistment Success \(section 3.7.7.6\)](#)
- [Create Phase Zero Enlistment Failure \(section 3.7.7.5\)](#)

3.7.1.2.9 Phase Zero with Outstanding Registration

The following events are processed in this state:

- [Receiving PARTNERTM_PROPAGATE_MTAG_PHASE0COMPLETE \(section 3.7.5.1.2.1.3\)](#)
- [Receiving PARTNERTM_PROPAGATE_MTAG_PROTOCOL_ERROR \(section 3.7.5.1.2.1.8\)](#)

3.7.1.2.10 Awaiting Prepare Response

The following events are processed in this state:

- [Receiving PARTNERTM_PROPAGATE_MTAG_PREPAREREQDONE \(section 3.7.5.1.2.1.6\)](#)
- [Receiving PARTNERTM_PROPAGATE_MTAG_PROTOCOL_ERROR \(section 3.7.5.1.2.1.8\)](#)

3.7.1.2.11 Prepared

The following events are processed in this state:

- [Begin Commit \(section 3.7.7.1\)](#)
- [Begin Rollback \(section 3.7.7.4\)](#)

3.7.1.2.12 Awaiting Commit Response

The following events are processed in this state:

- [Receiving a PARTNERTM_PROPAGATE_MTAG_COMMITREQDONE \(section 3.7.5.1.2.1.7\)](#)
- [Receiving a PARTNERTM_PROPAGATE_MTAG_PROTOCOL_ERROR \(section 3.7.5.1.2.1.8\)](#)

3.7.1.2.13 Ended

This is the final state.

3.7.1.3 CONNTYPE_PARTNERTM_REDELIVERCOMMIT Initiator States

The **superior transaction manager** MUST act as an **initiator** for the [CONNTYPE_PARTNERTM_REDELIVERCOMMIT connection type](#). In this role, the superior transaction manager MUST provide support for the states in this section.

The following figure shows the relationship between the CONNTYPE_PARTNERTM_REDELIVERCOMMIT initiator states.

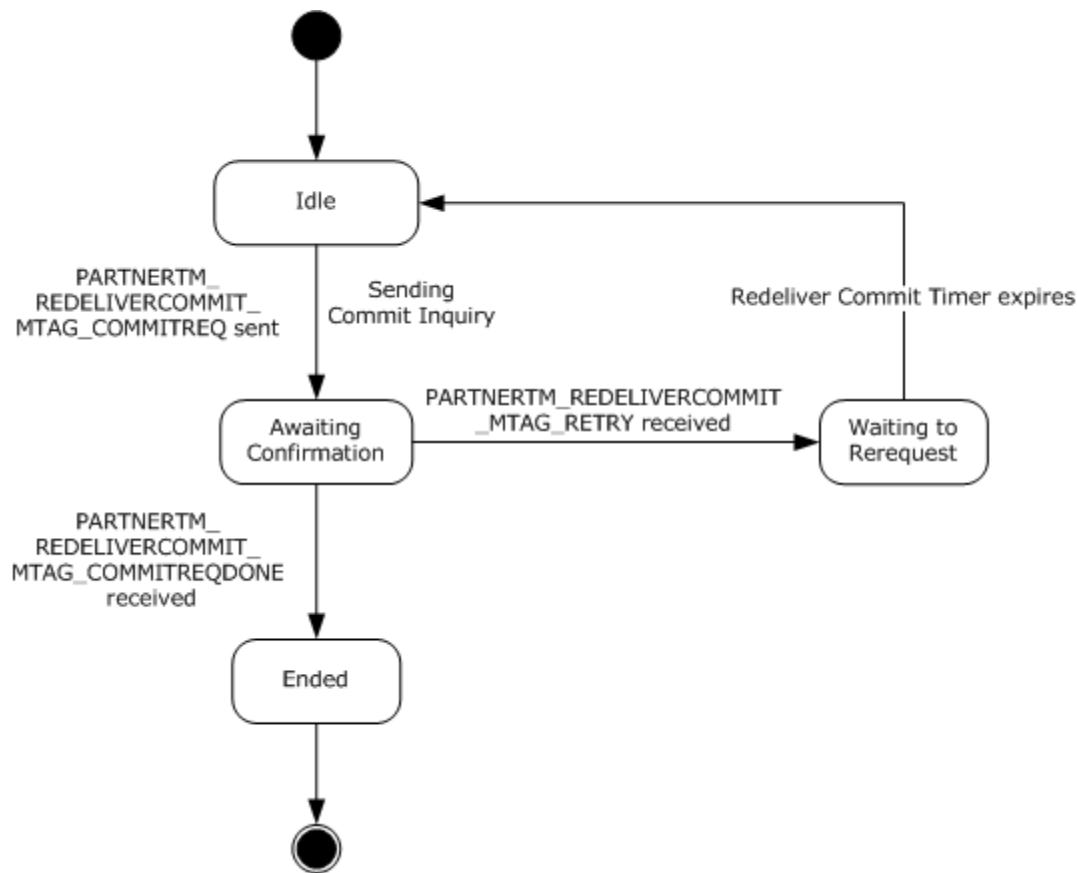


Figure 59: CONNTYPE_PARTNERTM_REDELIVERCOMMIT initiator states

3.7.1.3.1 Idle

This is the initial state. The following event is processed in this state:

- [Begin Commit \(section 3.7.7.1\)](#)

3.7.1.3.2 Awaiting Confirmation

The following events are processed in this state:

- [Receiving a PARTNERTM_REDELIVERCOMMIT_MTAG_COMMITREQDONE \(section 3.7.5.1.2.1.7\)](#)
- [Receiving a PARTNERTM_REDELIVERCOMMIT_MTAG_RETRY Message \(section 3.7.5.2.2.1.2\)](#)

3.7.1.3.3 Waiting to Rerequest

The following event is processed in this state:

- [Redeliver Commit Timer \(section 3.7.6.1\)](#)

3.7.1.3.4 Ended

This is the final state.

3.7.1.4 CONNTYPE_PARTNERTM_CHECKABORT Acceptor States

The **superior transaction manager** MUST act as an **acceptor** for the [CONNTYPE_PARTNERTM_CHECKABORT \(section 2.2.9.2.1.1\) connection type](#). In this role, the superior transaction manager MUST provide support for the states in this section.

The following figure shows the relationship between the CONNTYPE_PARTNERTM_CHECKABORT acceptor states.

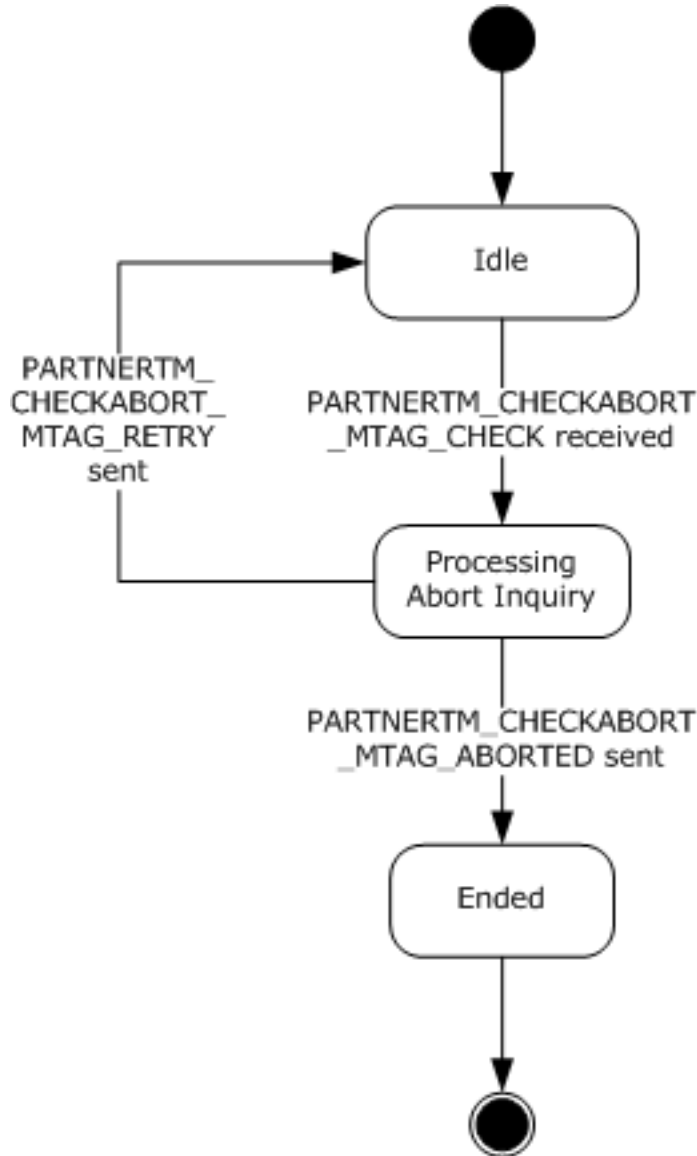


Figure 60: CONNTYPE_PARTNERTM_CHECKABORT acceptor states

3.7.1.4.1 Idle

This is the initial state. The following event is processed in this state:

- [Receiving a PARTNERTM_CHECKABORT_MTAG_CHECK Message \(section 3.7.5.2.1.1.1\)](#)

3.7.1.4.2 Processing Abort Inquiry

This is a transient state that is assumed during the processing of a request for check abort. No specific events are processed in this state.

3.7.1.4.3 Ended

This is the final state.

3.7.2 Timers

The **superior transaction manager facet** MUST provide the following [Redeliver Commit Timer](#).

3.7.2.1 Redeliver Commit Timer

This timer MUST be set when the [Superior Transaction Manager Facet \(section 1.3.3.3.4\)](#) receives a [PARTNERTM_REDELIVERCOMMIT_MTAG_RETRY \(section 2.2.9.2.2.1.3\)](#) message on a [CONNTYPE_PARTNERTM_REDELIVERCOMMIT \(section 2.2.9.2.2.1\) connection](#). The timer MUST be canceled when the [CONNTYPE_PARTNERTM_REDELIVERCOMMIT \(section 2.2.9.2.2.1\)](#) connection is disconnected.

The default value of the timer is implementation-specific. <36>

When the timer is initialized, the Superior Transaction Manager Facet (section 1.3.3.3.4) MUST provide an **Enlistment** object to associate with the timer. When the timer expires, the same Enlistment object MUST be provided alongside the timer notification. The Superior Transaction Manager Facet MUST provide a distinct Redeliver Commit Timer (section 3.7.2.1) instance for each [CONNTYPE_PARTNERTM_REDELIVERCOMMIT](#) connection.

3.7.3 Initialization

When the **superior transaction manager facet** is initialized:

- The superior transaction manager facet MUST examine the following security flags on the core **transaction manager** and perform the following actions:
 - If one of the Allow Network Access, Allow Network Transactions, or Allow Outbound Transactions flags is set to false:
 - For the following connection type, the superior transaction manager MUST refuse to accept incoming **connections** from remote machines as specified in [\[MS-CMP\]](#) (section 3.1.5.5) with the rejection Reason set to 0x80070005:
 - [CONNTYPE_PARTNERTM_BRANCH \(section 2.2.9.1.2.1\)](#)
 - If one of the Allow Network Access or Allow Network Transactions flags is set to false, or if both the Allow Inbound Transactions and Allow Outbound Transactions flags are set to false:
 - For the following connection type, the superior transaction manager MUST refuse to accept incoming connections from remote machines as specified in [\[MS-CMP\]](#) (section 3.1.5.5) with the rejection Reason set to 0x80070005:
 - [CONNTYPE_PARTNERTM_CHECKABORT \(section 2.2.9.2.1.1\)](#)

3.7.4 Higher-Layer Triggered Events

No higher-layer triggered events apply.

3.7.5 Processing Events and Sequencing Rules

3.7.5.1 Transaction Propagation and Coordination

3.7.5.1.1 Push Propagation

3.7.5.1.1.1 CONNTYPE_PARTNERTM_PROPAGATE as Initiator

For all messages that are received in this **connection type**, the **superior transaction manager** MUST process the message as specified in section [3.1](#).

Also, for incoming messages, the superior transaction manager MUST override the verification actions of the default state as specified in section 3.1 in the following manner:

- If the current **connection** state does not define a processing rule for the message:
 - Send a [PARTNERTM_PROPAGATE_MTAG_PROTOCOL_ERROR](#) message using the connection.
 - Perform default invalid message processing, as specified in section 3.1.

The superior transaction manager MUST also follow the processing rules that are specified in the following sections.

3.7.5.1.1.1.1 Receiving a PARTNERTM_PROPAGATE_MTAG_PROPAGATED Message

When the **superior transaction manager** receives a [PARTNERTM_PROPAGATE_MTAG_PROPAGATED \(section 2.2.9.1.1.1.2\)](#) message, the superior transaction manager MUST perform the following actions:

- If the **connection** state is Awaiting Propagation Response:
 - Set the connection state to [Active \(section 3.7.1.1.3\)](#).
 - Create an **Enlistment** object with the following values:
 - The [Superior Transaction Manager Facet \(section 1.3.3.3.4\)](#)
 - The **transaction** object referenced by this connection
 - This connection object
 - Signal the [Propagate Transaction Success \(section 3.2.7.27\)](#) event on the [Core Transaction Manager Facet \(section 1.3.3.3.1\)](#) with the created enlistment object.
- Otherwise, the message MUST be processed as an invalid message as specified in section [3.1.6](#).

3.7.5.1.1.1.2 Receiving a PARTNERTM_PROPAGATE_MTAG_DUPLICATE, PARTNERTM_PROPAGATE_MTAG_NO_MEM, or PARTNERTM_PROPAGATE_MTAG_LOG_FULL Message

When the [Superior Transaction Manager Facet](#) receives a [PARTNERTM_PROPAGATE_MTAG_DUPLICATE](#), [PARTNERTM_PROPAGATE_MTAG_NO_MEM](#), or [PARTNERTM_PROPAGATE_MTAG_LOG_FULL](#) message, the **superior transaction manager** MUST perform the following actions:

- If the **connection** state is Awaiting Propagation Response:
 - Create an **Enlistment** object with the following values:

- The Superior Transaction Manager Facet
- The **transaction** object that is referenced by this connection
- This connection object
- Signal the [Propagate Transaction Failure](#) event on the [Core Transaction Manager Facet](#) with the following arguments:
 - The created Enlistment object
 - The failure code that matches the incoming message:
 - PARTNERTM_PROPAGATE_MTAG_DUPLICATE: Duplicate
 - PARTNERTM_PROPAGATE_MTAG_NO_MEM: No Mem
 - PARTNERTM_PROPAGATE_MTAG_LOG_FULL: Log Full
 - Set the connection state to Ended.
- Otherwise, the message MUST be processed as an invalid message as specified in section [3.1.6](#).

3.7.5.1.1.1.3 Receiving a PARTNERTM_PROPAGATE_MTAG_PHASE0REGISTER, PARTNERTM_PROPAGATE_MTAG_PHASE0COMPLETE, PARTNERTM_PROPAGATE_MTAG_PREPAREREQDONE, PARTNERTM_PROPAGATE_MTAG_COMMITREQDONE, PARTNERTM_PROPAGATE_MTAG_ABORTREQDONE, or PARTNERTM_PROPAGATE_MTAG_ABORTNOTIFY Message

When the **superior transaction manager facet** receives one of these messages, it MUST follow the same message processing rules as the [CONNTYPE PARTNERTM BRANCH connection type](#) acting as an **acceptor**. See section [3.7.5.1.2.1](#) for more information.

3.7.5.1.1.1.4 Receiving a PARTNERTM_PROPAGATE_MTAG_PROTOCOL_ERROR Message

The processing of this event MUST be identical to the processing of the [Connection Disconnected](#) event.

3.7.5.1.1.1.5 Connection Disconnected

When a [CONNTYPE PARTNERTM_PROPAGATE \(section 2.2.9.1.1.1\) connection](#) is disconnected, the [Superior Transaction Manager Facet \(section 1.3.3.4\)](#) MUST perform the following actions:

- If the connection state is Awaiting Propagation Response:
 - Create an Enlistment object with the following values:
 - The Superior Transaction Manager Facet
 - The **transaction** object that is referenced by this connection
 - This connection object
 - Signal the [Propagate Transaction Failure \(section 3.2.7.26\)](#) event on the Core Transaction Manager Facet with the following arguments:
 - The created Enlistment object

- A failure code of Comm Failed.
- Set the connection state to Ended.
- Otherwise:
 - The Superior Transaction Manager Facet (section 1.3.3.3.4) MUST perform the same actions as the [CONNTYPE PARTNERTM BRANCH \(section 2.2.9.1.2.1\)](#) **connection type** acting as an **acceptor**. For more information, see section [3.7.5.1.2.1](#).

3.7.5.1.2 Pull Propagation

3.7.5.1.2.1 CONNTYPE_PARTNERTM_BRANCH as Acceptor

For all messages that are received in this **connection type**, the **superior transaction manager** MUST process the message as specified in section [3.1](#).

Also, for incoming messages, the superior transaction manager MUST override the verification actions of the default state, as specified in section [3.1.6](#), in the following manner:

- If the current **connection** state does not define a processing rule for the message:
 - Send a [PARTNERTM_PROPAGATE_MTAG_PROTOCOL_ERROR](#) message using the connection.
 - Perform default invalid message processing, as specified in section 3.1.6.

The superior transaction manager MUST also follow the processing rules as specified in the following section.

3.7.5.1.2.1.1 Receiving a PARTNERTM_BRANCH_MTAG_BRANCHING Message

When the **superior transaction manager** receives a [PARTNERTM_BRANCH_MTAG_BRANCHING](#) message, the superior transaction manager MUST perform the following actions:

- If the **connection** state is Idle:
 - Set the connection state to Branching.
 - Find the **transaction** object in the transaction table of the **transaction manager** using the **guidTx** field from the message as the key.
 - If a transaction object is found:
 - Create a new **Enlistment** object with the following values:
 - The [Superior Transaction Manager Facet](#)
 - The transaction object
 - The connection object
 - Set the **enlistment** field of the connection to the new Enlistment object.
 - Signal the [Create Subordinate Enlistment](#) event on the [Core Transaction Manager Facet](#) with the new Enlistment object.
 - Otherwise:
 - Send a [PARTNERTM_BRANCH_MTAG_BRANCH_TX_NOT_FOUND](#) message using the connection.

- Set the connection state to Ended.
- Otherwise, the message MUST be processed as an invalid message as specified in section [3.1.6](#).

3.7.5.1.2.1.2 Receiving a PARTNERTM_PROPAGATE_MTAG_PHASE0REGISTER Message

When the **superior transaction manager** receives a [PARTNERTM_PROPAGATE_MTAG_PHASE0REGISTER \(section 2.2.9.1.1.1.14\)](#) message, the superior transaction manager MUST perform the following actions:

- If the **connection** state is Active:
 - Set the connection state to **Phase Zero** Registration.
 - Signal the [Create Phase Zero Enlistment \(section 3.2.7.10\)](#) event on the [Core Transaction Manager Facet \(section 1.3.3.3.1\)](#) with the **Enlistment** object that is referenced by this connection.
- Otherwise, if the connection state is Phase Zero:
 - Set the connection state to Phase Zero Registration During Phase Zero.
 - Signal the Create Phase Zero Enlistment event on the Core Transaction Manager Facet with the Enlistment object that is referenced by this connection.
- Otherwise, the message MUST be processed as an invalid message as specified in section [3.1.6](#).

3.7.5.1.2.1.3 Receiving a PARTNERTM_PROPAGATE_MTAG_PHASE0COMPLETE Message

When the **superior transaction manager** receives a [PARTNERTM_PROPAGATE_MTAG_PHASE0COMPLETE](#) message, the superior transaction manager MUST perform the following actions:

- If the **connection** state is **Phase Zero**:
 - Set the connection state to Active.
 - Signal the [Enlistment Phase Zero Complete](#) event on the [Core Transaction Manager Facet](#) with the following arguments:
 - The **Enlistment** object that is referenced by this connection.
 - The Completed **outcome** value.
- Otherwise, if the connection state is Phase Zero with Outstanding Registration:
 - Set the connection state to Requesting Phase Zero.
 - Signal the Enlistment Phase Zero Complete event on the Core Transaction Manager Facet with the following arguments:
 - The Enlistment object that is referenced by this connection
 - The Completed outcome value
- Otherwise, the message MUST be processed as an invalid message as specified in section [3.1.6](#).

3.7.5.1.2.1.4 Receiving a PARTNERTM_PROPAGATE_MTAG_ABORTNOTIFY Message

When the **superior transaction manager** receives a [PARTNERTM_PROPAGATE_MTAG_ABORTNOTIFY \(section 2.2.9.1.1.1.13\)](#) message, the superior transaction manager MUST perform the following actions:

- If the **connection** state is either Active or Requesting **Phase Zero**:
 - Signal the [Enlistment Unilaterally Aborted \(section 3.2.7.19\)](#) event on the [Core Transaction Manager Facet \(section 1.3.3.3.1\)](#) with the **Enlistment** object that is referenced by this connection.
 - Set the connection state to Ended.
- Otherwise, if the connection state is [Phase Zero \(section 3.7.1.2.7\)](#):
 - Signal the [Enlistment Phase Zero Complete \(section 3.2.7.17\)](#) event on the Core Transaction Manager Facet with the following arguments:
 - The Enlistment object that is referenced by this connection
 - The Aborted **outcome** value
 - Set the connection state to Ended.
- Otherwise, the message MUST be processed as an invalid message, as specified in section [3.1.6](#).

3.7.5.1.2.1.5 Receiving a PARTNERTM_PROPAGATE_MTAG_ABORTREQDONE Message

When the **superior transaction manager** receives a [PARTNERTM_PROPAGATE_MTAG_ABORTREQDONE](#) message, the superior transaction manager MUST perform the following actions:

- If the **connection** state is Awaiting Abort Response:
 - Signal the [Enlistment Rollback Complete](#) event on the [Core Transaction Manager Facet](#) with the **Enlistment** object that is referenced by this connection.
 - Set the connection state to Ended.
- Otherwise, the message MUST be processed as an invalid message as specified in section [3.1.6](#).

3.7.5.1.2.1.6 Receiving a PARTNERTM_PROPAGATE_MTAG_PREPAREREQDONE Message

When the **superior transaction manager** receives a [PARTNERTM_PROPAGATE_MTAG_PREPAREREQDONE](#) message, the superior transaction manager MUST perform the following actions:

- If the **connection** state is Awaiting Prepare Response:
 - Signal the [Enlistment Phase One Complete \(section 3.2.7.16\)](#) event on the [Core Transaction Manager Facet \(section 1.3.3.3.1\)](#) with the following arguments:
 - The **Enlistment** object that is referenced by this connection.
 - The **outcome** value that is determined by the **prepareReqDone** field from the message. The outcome value is set to:
 - Prepared if the **prepareReqDone** field is PARTNERTM_PROPAGATE_PREPAREREQDONE_OK.

- Aborted if the prepareReqDone field is PARTNERTM_PROPAGATE_PREPAREREQDONE_ABORT.
 - Read Only if the prepareReqDone field is PARTNERTM_PROPAGATE_PREPAREREQDONE_READ_ONLY.
 - Committed if the prepareReqDone field is PARTNERTM_PROPAGATE_PREPAREREQDONE_SINGLEPHASE_COMMIT.
 - [In Doubt](#) if the prepareReqDone field is PARTNERTM_PROPAGATE_PREPAREREQDONE_SINGLEPHASE_INDOUBT.
- If the prepareReqDone value is Prepared:
 - Set the connection state to Prepared.
 - Otherwise, set the connection state to Ended.
- Otherwise, the message MUST be processed as an invalid message as specified in section [3.1.6](#).

3.7.5.1.2.1.7 Receiving a PARTNERTM_PROPAGATE_MTAG_COMMITREQDONE Message

When the **superior transaction manager** receives a [PARTNERTM_PROPAGATE_MTAG_COMMITREQDONE \(section 2.2.9.1.1.1.10\)](#) message, the superior transaction manager MUST perform the following actions:

- If the **connection** state is Awaiting Commit Response:
 - Signal the [Enlistment Commit Complete \(section 3.2.7.15\)](#) event on the core **transaction manager** with the **Enlistment** object that is referenced by this connection.
 - Set the connection state to Ended.
- Otherwise, the message MUST be processed as an invalid message as specified in section [3.1.6](#).

3.7.5.1.2.1.8 Receiving a PARTNERTM_PROPAGATE_MTAG_PROTOCOL_ERROR Message

The processing of this event MUST be identical to the processing of the [Connection Disconnected](#) event.

3.7.5.1.2.1.9 Connection Disconnected

When a [CONNTYPE PARTNERTM BRANCH \(section 2.2.9.1.2.1\)](#) **connection** is disconnected, the **superior transaction manager facet** MUST perform the following actions:

- If the connection state is Awaiting Prepare Response:
 - If the state of the **transaction** object that is referenced by the connection is [Single Phase Commit \(section 3.2.1.3.9\)](#):
 - Signal the [Enlistment Phase Zero Complete \(section 3.2.7.17\)](#) event on the [Core Transaction Manager Facet \(section 1.3.3.3.1\)](#) with the following arguments:
 - The **Enlistment** object that is referenced by this connection
 - The **In Doubt outcome** value
 - Otherwise:

- Signal the Enlistment Phase Zero Complete event on the Core Transaction Manager Facet with the following arguments:
 - The Enlistment object that this connection references
 - The Aborted **outcome** value
- Otherwise, if the connection state is Awaiting Commit Response:
 - Retrieve the Enlistment object that is referenced by the connection object.
 - Initiate a new [CONNTYPE_PARTNERTM_REDELIVERCOMMIT \(section 2.2.9.2.2.1\)](#) connection using the Name object referenced by the Name field of the session object containing the provided connection.
 - Add the new connection object to the connection list of the transaction object referenced by the Enlistment object.
 - Assign the new connection object to the enlistment **Enlistment Object.Connection** field of the Enlistment Object.
 - Assign the enlistment to the new connection's **Enlistment** field.
 - Send a [PARTNERTM_REDELIVERCOMMIT_MTAG_COMMITREQ \(section 2.2.9.2.2.1.1\)](#) message using the connection:
 - Set the **guidTX** field to the **Transaction Object.Identifier** field of the transaction object that is referenced by this connection Enlistment object.
 - Set the new connection state to Awaiting Confirmation.
- Otherwise, if the connection state is Awaiting Abort Response:
 - Signal the [Enlistment Rollback Complete \(section 3.2.7.18\)](#) event on the Core Transaction Manager Facet with the Enlistment object that is referenced by this connection.
- Otherwise, if the connection state is either **Phase Zero**, Phase Zero Registration During Phase Zero, or Phase Zero with Outstanding Registration:
 - Signal the Enlistment Phase Zero Complete event on the Core Transaction Manager Facet with the following arguments:
 - The Enlistment object that is referenced by this connection
 - The Aborted outcome value
- Otherwise, if the connection state is either Branching, Active, Phase Zero Registration, or Requesting Phase Zero:
 - Signal the [Enlistment Unilaterally Aborted \(section 3.2.7.19\)](#) event on the Core Transaction Manager Facet with the Enlistment object that is referenced by this connection.
- Finally, in all cases, the event MUST be processed as specified in section [3.1.8.3](#).

3.7.5.2 Transaction Recovery

3.7.5.2.1 Subordinate-Driven Recovery

3.7.5.2.1.1 CONNTYPE_PARTNERTM_CHECKABORT as Acceptor

For all messages received in this **connection type**, the **Superior Transaction Manager facet** MUST process the message in accordance with section [3.1](#). The Superior Transaction Manager facet MUST additionally follow the processing rules specified in the following sections.

3.7.5.2.1.1.1 Receiving a PARTNERTM_CHECKABORT_MTAG_CHECK Message

When the **Superior Transaction Manager Facet** receives a [PARTNERTM_CHECKABORT_MTAG_CHECK](#) message, the Superior Transaction Manager Facet MUST perform the following actions:

- If the **connection** state is Idle:
 - Set the connection state to Processing Abort Inquiry.
 - Find the **transaction** object in the **Transaction Manager's** transaction Table, using the **guidTx** field from the message as a key.
 - If the transaction object is not found, or if the transaction state is either Aborting or Ended:
 - Send a [PARTNERTM_CHECKABORT_MTAG_ABORTED](#) message using the connection.
 - Set the connection state to Ended.
 - Otherwise:
 - Send a [PARTNERTM_CHECKABORT_MTAG_RETRY](#) message using the connection.
 - Set the connection state to Idle.
- Otherwise, the message MUST be processed as an invalid message as specified in section [3.1.6](#).

3.7.5.2.1.1.2 Connection Disconnected

When a [CONNTYPE_PARTNERTM_CHECKABORT \(section 2.2.9.2.1.1\)](#) **connection** is disconnected, the [Superior Transaction Manager Facet \(section 1.3.3.3.4\)](#) MUST perform the actions as specified in section [3.1.8.3](#).

3.7.5.2.2 Superior-Driven Recovery

3.7.5.2.2.1 CONNTYPE_PARTNERTM_REDELIVERCOMMIT as Initiator

For all messages received in this **connection type**, the **Superior Transaction Manager Facet** MUST process the message as specified in section [3.1](#). The Superior Transaction Manager Facet MUST additionally follow the processing rules as specified in this section.

3.7.5.2.2.1.1 Receiving a PARTNERTM_REDELIVERCOMMIT_MTAG_COMMITREQDONE Message

When the [Superior Transaction Manager Facet \(section 1.3.3.3.4\)](#) receives a [PARTNERTM_REDELIVERCOMMIT_MTAG_COMMITREQDONE \(section 2.2.9.2.2.1.2\)](#) message, the Superior Transaction Manager Facet MUST perform the following actions:

- If the **connection** state is Awaiting Confirmation:
 - Signal the [Enlistment Commit Complete \(section 3.2.7.15\)](#) event on the [Core Transaction Manager Facet \(section 1.3.3.3.1\)](#) with the **Enlistment** object referenced by this connection.
 - Set the connection state to Ended.
- Otherwise, the message MUST be processed as an invalid message as specified in section [3.1.6](#).

3.7.5.2.2.1.2 Receiving a PARTNERTM_REDELIVERCOMMIT_MTAG_RETRY Message

When the **superior transaction manager facet** receives a [PARTNERTM_REDELIVERCOMMIT_MTAG_RETRY](#) message, the superior transaction manager facet MUST perform the following actions:

- If the **connection** state is Awaiting Confirmation:
 - Set the connection state to Waiting to Rerequest.
 - Initialize a Redeliver Commit timer with the following arguments:
 - The **Enlistment** object of the connection
 - An implementation-specific time-out value, as specified in [Redeliver Commit Timer](#)
- Otherwise, the message MUST be processed as an invalid message, as specified in section [3.1.6](#).

3.7.5.2.2.1.3 Connection Disconnected

When a [CONNTYPE PARTNERTM_REDELIVERCOMMIT \(section 2.2.9.2.2.1\)](#) **connection** is disconnected, the [Superior Transaction Manager Facet \(section 1.3.3.3.4\)](#) MUST perform the following actions:

- If the connection state is Waiting to Rerequest:
 - Cancel the Redeliver Commit Timer associated with the connection.
- If the connection state is Idle, Waiting to Rerequest, or Awaiting Confirmation:
 - Set the connection state to Ended.
 - Signal the [Begin Commit \(section 3.7.7.1\)](#) event on the Superior Transaction Manager Facet with the Enlistment object referenced by the **Enlistment** field of the connection.
- Otherwise, the event MUST be processed as specified in section [3.1.8.3](#).

3.7.6 Timer Events

3.7.6.1 Redeliver Commit Timer

When this timer expires, the [Superior Transaction Manager Facet \(section 1.3.3.3.4\)](#) MUST perform the following actions:

- Cancel the Redeliver Commit timer.
- If the **connection** referenced by the provided **enlistment** is in the Waiting to Rerequest state:
 - Set the connection state to Idle.
 - Send a [PARTNERTM_REDELIVERCOMMIT_MTAG_COMMITREQ \(section 2.2.9.2.2.1.1\)](#) message using the connection referenced by the provided Enlistment object:
 - Set the **guidTX** field to the **Transaction Object.Identifier** field of the **transaction** object provided by the Enlistment object.
 - Set the connection state to Awaiting Confirmation.
- Otherwise, ignore the timer event.

3.7.7 Other Local Events

The **Superior Transaction Manager** MUST be prepared to process the local events defined in the following sections.

The Superior Transaction Manager MUST be prepared to process local events pertaining to **Phase Zero** functionality only on versions where the **connection type** [CONNTYPE_TXUSER_PHASE0](#) is supported. [Connection Types Relevant to Resource Managers - Versioning](#) defines protocol version support for this connection type. The following local events are affected:

- [Create Phase Zero Enlistment Success](#)
- [Create Phase Zero Enlistment Failure](#)
- [Begin Phase Zero](#)
- [Phase Zero Aborted](#)

3.7.7.1 Begin Commit

The Begin Commit event MUST be signaled with the following arguments:

- An **Enlistment** object

If the Begin Commit event is signaled, the [Superior Transaction Manager Facet \(section 1.3.3.3.4\)](#) MUST perform the following actions:

- If the **connection** state is Ended:
 - Initiate a new [CONNTYPE_PARTNERTM_REDELIVERCOMMIT \(section 2.2.9.2.2.1\)](#) connection by using the Name object referenced by the Name field of the Session object containing the provided enlistment's connection.
 - Add the new connection to the provided enlistment's **transaction's** connection list.
 - Set the provided enlistment's **Enlistment Object.Connection** field to the new connection.
 - Set the connection's Enlistment field to the provided Enlistment object.
 - Send a [PARTNERTM_REDELIVERCOMMIT_MTAG_COMMITREQ \(section 2.2.9.2.2.1.1\)](#) message using the new connection.
 - Set the **guidTx** field to the **Transaction Object.Identifier** field of the transaction object referenced by this connection's Enlistment object.
 - Set the new connection state to Awaiting Confirmation.
- Otherwise:
 - Send a [PARTNERTM_PROPAGATE_MTAG_COMMITREQ \(section 2.2.9.1.1.1.9\)](#) message using the connection.
 - Set the connection state to Awaiting Commit Response.

3.7.7.2 Begin Phase One

The Begin Phase One event MUST be signaled with the following arguments:

- An **Enlistment** object.
- A Boolean **Single-Phase Commit** value:

- If true, the [Superior Transaction Manager Facet \(section 1.3.3.3.4\)](#) SHOULD attempt to perform a Single-Phase Commit.
- If false, the Superior Transaction Manager Facet MUST NOT attempt to perform a Single-Phase Commit.

If the Begin Phase One event is signaled, the Superior Transaction Manager Facet MUST perform the following actions:

- If the provided Single-Phase Commit value is set to true:
 - Send a [PARTNERTM_PROPAGATE_MTAG_PREPAREREQ \(section 2.2.9.1.1.1.6\)](#) message using the **connection**.
 - Set the **fSinglePhase** field to a nonzero value.
 - Set the **grfRM** field to the **GRFRM** field of the **transaction** object referenced by the Enlistment object.
- Otherwise:
 - Send a PARTNERTM_PROPAGATE_MTAG_PREPAREREQ (section 2.2.9.1.1.1.6) message using the connection.
 - Set the **fSinglePhase** field to zero.
 - Set the **grfRM** field to the **GRFRM** field of the transaction object referenced by the Enlistment object.
- Set the connection state to Awaiting Prepare Response.

3.7.7.3 Begin Phase Zero

The Begin Phase Zero event MUST be signaled with the following arguments:

- An **Enlistment** object

If the Begin Phase Zero event is signaled, the [Superior Transaction Manager Facet \(section 1.3.3.3.4\)](#) MUST perform the following actions:

- Send a [PARTNERTM_PROPAGATE_MTAG_PHASE0 \(section 2.2.9.1.1.1.17\)](#) message using the **connection**.
- Set the connection state to **Phase Zero**.

3.7.7.4 Begin Rollback

The Begin Rollback event MUST be signaled with the following arguments:

- An **Enlistment** object

If the Begin Rollback event is signaled, the [Superior Transaction Manager Facet](#) MUST perform the following actions:

- If the provided enlistment's **connection** state is Ended:
 - Signal the [Enlistment Rollback Complete](#) event on the [Core Transaction Manager Facet](#) with the following arguments:
 - The provided Enlistment object

- Otherwise:
 - Send a [PARTNERTM_PROPAGATE_MTAG_ABORTREQ](#) message using the connection.
 - Set the connection state to Awaiting Abort Response.

3.7.7.5 Create Phase Zero Enlistment Failure

The Create Phase Zero Enlistment Failure event MUST be signaled with the following arguments:

- An **Enlistment** object.
- A value indicating the failure reason. The reason MUST be set to one of the following values:
 - Too Late
 - Tx Not Found

If the Create Phase Zero Enlistment Failure event is signaled, the [Superior Transaction Manager Facet \(section 1.3.3.3.4\)](#) MUST perform the following actions:

- Send a [PARTNERTM_PROPAGATE_MTAG_PHASE0REGISTRATIONREJECTED \(section 2.2.9.1.1.1.16\)](#) message using the enlistment's **connection**.
- If the enlistment's connection state is **Phase Zero** Registration:
 - Set the connection state to Active.
- Otherwise, if the connection state is Phase Zero Registration During Phase Zero:
 - Set the connection state to Phase Zero.
- Otherwise, ignore the event.

3.7.7.6 Create Phase Zero Enlistment Success

The Create Phase Zero Enlistment Success event MUST be signaled with the following arguments:

- An **Enlistment** object

If the Create Phase Zero Enlistment Success event is signaled, the [Superior Transaction Manager Facet \(section 1.3.3.3.4\)](#) MUST perform the following actions:

- Send a [PARTNERTM_PROPAGATE_MTAG_PHASE0REGISTERED \(section 2.2.9.1.1.1.15\)](#) message using the enlistment's **connection**.
- If the enlistment's connection state is **Phase Zero** Registration:
 - Set the connection state to Requesting Phase Zero.
- Otherwise, if the connection state is Phase Zero Registration During Phase Zero:
 - Set the connection state to Phase Zero with Outstanding Registration.
- Otherwise, ignore the event.

3.7.7.7 Create Subordinate Enlistment Failure

The Create Subordinate Enlistment Failure event MUST be signaled with the following arguments:

- An **Enlistment** object.
- A value indicating the failure reason. The reason MUST be set to one of the following values:
 - Log Full
 - Too Late
 - Too Many

If the Create Subordinate Enlistment Failure event is signaled, the [Superior Transaction Manager Facet](#) MUST perform the following actions:

- Send the matching message for the following reason codes:
 - Log Full: [PARTNERTM_BRANCH_MTAG_BRANCH_LOG_FULL](#)
 - Too Late: [PARTNERTM_BRANCH_MTAG_BRANCH_TOO_LATE](#)
 - Too Many: [PARTNERTM_BRANCH_MTAG_BRANCH_TOO_MANY](#)
- Set the **connection** state to Ended.

3.7.7.8 Create Subordinate Enlistment Success

The Create Subordinate Enlistment Success event MUST be signaled with the following arguments:

- An **Enlistment** object

If the Create Subordinate Enlistment Success event is signaled, the [Superior Transaction Manager Facet](#) MUST perform the following actions:

- Send a [PARTNERTM_BRANCH_MTAG_BRANCHED](#) message using the enlistment's **connection**.
- Set the connection state to Active.

3.7.7.9 Phase Zero Aborted

The Phase Zero Aborted event MUST be signaled with the following arguments

- An **Enlistment** object

If the Phase Zero Aborted event is signaled, the [Superior Transaction Manager Facet](#) MUST perform the following actions:

- Ignore the event.

3.7.7.10 Propagate Transaction

The Propagate Transaction event MUST be signaled with the following arguments:

- A **Transaction** object
- A **Name** object representing the remote **subordinate transaction manager**

If the Propagate Transaction event is signaled, the [Superior Transaction Manager Facet \(section 1.3.3.3.4\)](#) MUST perform the following actions:

- Initiate a new [CONNTYPE_PARTNERTM_PROPAGATE \(section 2.2.9.1.1.1\)](#) **connection** to the provided **Name** object.

- Set the **Transaction** field of the **Connection** object to the provided **Transaction** object.
- Add the **Connection** to the provided **Transaction** connection list.
- Send a [PARTNERTM_PROPAGATE_MTAG_PROPAGATE \(section 2.2.9.1.1.1.1\)](#) message using the **Connection**:
 - Set the **guidTX** field to the **Transaction Object.Identifier** field of the provided **Transaction** object.
 - Set the **isoLevel** field to the **Isolation Level** field of the provided **Transaction** object.
 - Set the **szDesc** field to the **Description** field of the provided **Transaction** object.
- Set the **Connection** state to Awaiting Propagation Response.

3.8 Subordinate Transaction Manager Facet Details

3.8.1 Abstract Data Model

This section describes a conceptual model of possible data organization that an implementation maintains to participate in this protocol. The described organization is provided to facilitate the explanation of how the protocol behaves. This document does not mandate that implementations adhere to this model as long as their external behavior is consistent with that described in this document.

Note that the abstract data model can be implemented in a variety of ways. This protocol does not prescribe or advocate any specific implementation technique.

The [Subordinate Transaction Manager Facet \(section 3.8\)](#) MUST maintain all the data elements as specified in section [3.1.1](#) and section [3.2.1](#).

Enlistment objects that are created by the **subordinate transaction manager** MUST provide the following properties as specified in section 3.1.1:

- **Name:** The Name object referenced by the Name field of the Session object containing the **connection** object referenced by the **Enlistment Object.Connection** field of the Enlistment object
- **Enlistment Object.Identifier:** An empty string

The subordinate transaction manager MUST provide the states as specified in the following sections for its supported **connection types**. Section [2.2.1.1.2](#) defines the connection types that a subordinate transaction manager MUST provide for each supported protocol version.

3.8.1.1 CONNTYPE_PARTNERTM_PROPAGATE Acceptor States

The [Subordinate Transaction Manager Facet \(section 1.3.3.3.5\)](#) MUST act as an **acceptor** for the [CONNTYPE_PARTNERTM_PROPAGATE \(section 2.2.9.1.1.1\)](#) **connection type**. In this role, the **subordinate transaction manager** MUST provide support for the states in this section:

- [Idle \(section 3.8.1.1.1\)](#)
- [Propagating \(section 3.8.1.1.2\)](#)
- [Active \(section 3.8.1.1.3\)](#)
- [Aborting \(section 3.8.1.1.4\)](#)

- [Awaiting Registration Response \(section 3.8.1.1.5\)](#)
- [Awaiting Phase Zero \(section 3.8.1.1.6\)](#)
- [Awaiting Phase Zero Outcome \(section 3.8.1.1.7\)](#)
- [Awaiting Registration Response During Phase Zero \(section 3.8.1.1.8\)](#)
- [Awaiting Phase Zero Outcome with Outstanding Registration \(section 3.8.1.1.9\)](#)
- [Preparing \(section 3.8.1.1.10\)](#)
- [Prepared \(section 3.8.1.1.11\)](#)
- [Committing \(section 3.8.1.1.12\)](#)
- [Ended \(section 3.8.1.1.13\)](#)

The following illustration shows the relationship between the CONNTYPE_PARTNERTM_PROPAGATE acceptor states.

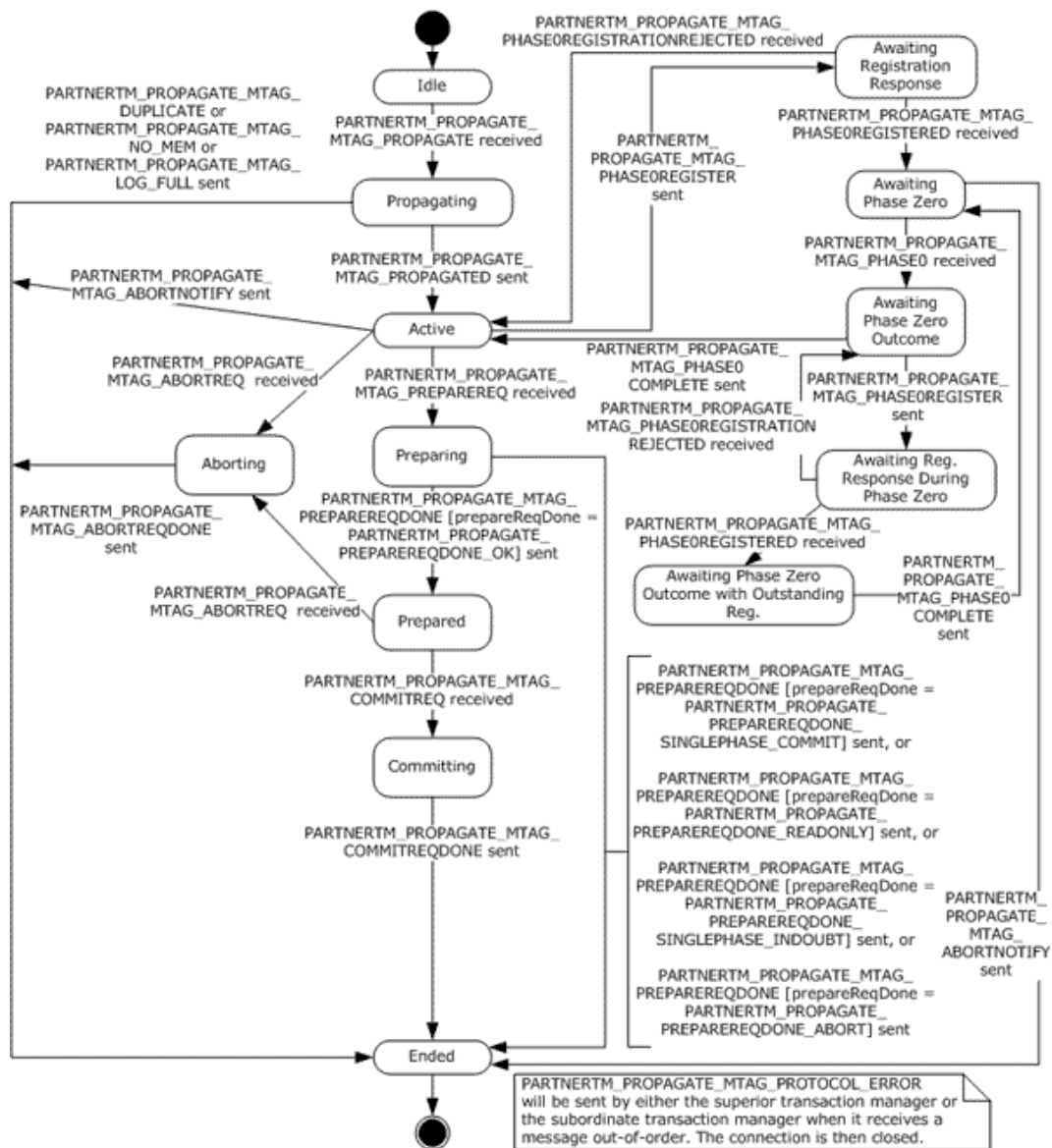


Figure 61: CONNTYPE_PARTERTM_PROPAGATE acceptor states

3.8.1.1.1 Idle

This is the initial state. The following event is processed in this state:

- Receiving a [PARTNERTM_PROPAGATE_MTAG_PROPAGATE message \(section 3.8.5.1.1.1.1\)](#)

3.8.1.1.2 Propagating

The following events are processed in this state:

- [Create Superior Enlistment Success \(section 3.8.7.4\)](#)
- [Create Superior Enlistment Failure \(section 3.8.7.5\)](#)

3.8.1.1.3 Active

The following events are processed in this state:

- [Register Phase Zero \(section 3.8.7.9\)](#)
- [Unilaterally Aborted \(section 3.8.7.11\)](#)
- [Receiving a PARTNERTM_PROPAGATE_MTAG_ABORTREQ message \(section 3.8.5.1.2.1.5\)](#)
- [Receiving a PARTNERTM_PROPAGATE_MTAG_PREPAREREQ message \(section 3.8.5.1.2.1.7\)](#)
- [Receiving a PARTNERTM_PROPAGATE_MTAG_PROTOCOL_ERROR message \(section 3.8.5.1.1.1.3\)](#)

3.8.1.1.4 Aborting

The following event is processed in this state:

- [Rollback Complete \(section 3.8.7.10\)](#)

3.8.1.1.5 Awaiting Registration Response

The following events are processed in this state:

- Receiving a PARTNERTM_PROPAGATE_MTAG_PHASE0REGISTERED message, as described in [CONNTYPE PARTNERTM_PROPAGATE as Acceptor \(section 3.8.5.1.1.1\)](#) and in [Receiving Other PARTNERTM_PROPAGATE_MTAG Messages \(section 3.8.5.1.1.1.2\)](#).
- [Receiving a PARTNERTM_PROPAGATE_MTAG_PROTOCOL_ERROR message \(section 3.8.5.1.1.1.3\)](#).

3.8.1.1.6 Awaiting Phase Zero

The following events are processed in this state:

- [Receiving a PARTNERTM_PROPAGATE_MTAG_PHASE0 message \(section 3.8.5.1.2.1.6\)](#)
- [Unilaterally Aborted \(section 3.8.7.11\)](#)
- [Receiving a PARTNERTM_PROPAGATE_MTAG_PROTOCOL_ERROR message \(section 3.8.5.1.2.1.9\)](#)

3.8.1.1.7 Awaiting Phase Zero Outcome

The following events are processed in this state:

- [Phase Zero Complete \(section 3.8.7.6\)](#)
- [Register Phase Zero \(section 3.8.7.9\)](#)

3.8.1.1.8 Awaiting Registration Response During Phase Zero

The following events are processed in this state:

- [Receiving a PARTNERTM_PROPAGATE_MTAG_PHASE0REGISTERED message \(section 3.8.5.1.2.1.3\)](#)
- [Receiving a PARTNERTM_PROPAGATE_MTAG_PHASE0REGISTRATIONREJECTED message \(section 3.8.5.1.1.1.2\)](#)
- [Receiving a PARTNERTM_PROPAGATE_MTAG_PROTOCOL_ERROR message \(section 3.8.5.1.1.1.3\)](#)

3.8.1.1.9 Awaiting Phase Zero Outcome with Outstanding Registration

The following event is processed in this state:

- [Phase Zero Complete \(section 3.8.7.6\)](#)

3.8.1.1.10 Preparing

The following event is processed in this state:

- [Phase One Complete \(section 3.8.7.7\)](#)

3.8.1.1.11 Prepared

The following events are processed in this state:

- [Receiving a PARTNERTM_PROPAGATE_MTAG_COMMITREQ message \(section 3.8.5.1.2.1.8\)](#)
- [Receiving a PARTNERTM_PROPAGATE_MTAG_ABORTREQ message \(section 3.8.5.1.2.1.5\)](#)
- [Receiving a PARTNERTM_PROPAGATE_MTAG_PROTOCOL_ERROR message \(section 3.8.5.1.1.1.3\)](#)

3.8.1.1.12 Committing

The following event is processed in this state:

- [Commit Complete \(section 3.8.7.3\)](#)

3.8.1.1.13 Ended

This is the final state.

3.8.1.2 CONNTYPE_PARTNERTM_BRANCH Initiator States

The [Subordinate Transaction Manager Facet \(section 3.8\)](#) MUST act as an **initiator** for the [CONNTYPE_PARTNERTM_BRANCH \(section 2.2.9.1.2.1\)](#) **connection type**. In this role, the **subordinate transaction manager** MUST provide support for the states in this section.

The following illustration shows the relationship between the CONNTYPE_PARTNERTM_BRANCH initiator states.

[PARTNERTM_BRANCH_MTAG_BRANCH_TOO_MANY](#) or
[PARTNERTM_BRANCH_MTAG_BRANCH_TX_NOT_FOUND](#) Message (section 3.8.5.1.2.1.2)

3.8.1.2.3 Active

The following events are processed in this state:

- [Register Phase Zero](#) (section 3.8.7.9)
- [Unilaterally Aborted](#) (section 3.8.7.11)
- [Receiving a PARTNERTM_PROPAGATE_MTAG_ABORTREQ](#) Message (section 3.8.5.1.2.1.5)
- [Receiving a PARTNERTM_PROPAGATE_MTAG_PREPAREREQ](#) Message (section 3.8.5.1.2.1.7)
- [Receiving a PARTNERTM_PROPAGATE_MTAG_PROTOCOL_ERROR](#) Message (section 3.8.5.1.2.1.9)

3.8.1.2.4 Aborting

The following event is processed in this state:

- [Rollback Complete](#) (section 3.8.7.10)

3.8.1.2.5 Awaiting Registration Response

The following events are processed in this state:

- Receiving a [PARTNERTM_PROPAGATE_MTAG_PHASE0REGISTERED](#) (section 3.8.5.1.2.1.3) message
- Receiving a [PARTNERTM_PROPAGATE_MTAG_PHASE0REGISTRATIONREJECTED](#) (section 3.8.5.1.2.1.4) message
- Receiving a [PARTNERTM_PROPAGATE_MTAG_PROTOCOL_ERROR](#) (section 3.8.5.1.2.1.9) message

3.8.1.2.6 Awaiting Phase Zero

The following events are processed in this state:

- Receiving a [PARTNERTM_PROPAGATE_MTAG_PHASE0](#) (section 3.8.5.1.2.1.6) message
- [Unilaterally Aborted](#) (section 3.8.7.11).
- Receiving a [PARTNERTM_PROPAGATE_MTAG_PROTOCOL_ERROR](#) (section 3.8.5.1.2.1.9) message

3.8.1.2.7 Awaiting Phase Zero Outcome

The following event is processed in this state:

- [Phase Zero Complete](#) (section 3.8.7.6)

3.8.1.2.8 Awaiting Registration Response During Phase Zero

The following events are processed in this state:

- Receiving a [PARTNERTM_PROPAGATE_MTAG_PHASE0REGISTERED](#) (section 3.8.5.1.2.1.3) message

- Receiving a [PARTNERTM_PROPAGATE_MTAG_PHASE0REGISTRATIONREJECTED \(section 3.8.5.1.2.1.4\)](#) message
- Receiving a [PARTNERTM_PROPAGATE_MTAG_PROTOCOL_ERROR \(section 3.8.5.1.2.1.9\)](#) message

3.8.1.2.9 Awaiting Phase Zero Outcome with Outstanding Registration

The following event is processed in this state:

- [Phase Zero Complete \(section 3.8.7.6\)](#)

3.8.1.2.10 Preparing

The following event is processed in this state:

- [Phase One Complete \(section 3.8.7.7\)](#)

3.8.1.2.11 Prepared

The following events are processed in this state:

- Receiving a [PARTNERTM_PROPAGATE_MTAG_COMMITREQ \(section 3.8.5.1.2.1.8\)](#) message
- Receiving a [PARTNERTM_PROPAGATE_MTAG_ABORTREQ \(section 3.8.5.1.2.1.5\)](#) message
- Receiving a [PARTNERTM_PROPAGATE_MTAG_PROTOCOL_ERROR \(section 3.8.5.1.2.1.9\)](#) message

3.8.1.2.12 Committing

The following event is processed in this state:

- [Commit Complete \(section 3.8.7.3\)](#)

3.8.1.2.13 Ended

This is the final state.

3.8.1.3 CONNTYPE_PARTNERTM_REDELIVERCOMMIT Acceptor States

The [Subordinate Transaction Manager Facet \(section 1.3.3.3.5\)](#) MUST act as an **acceptor** for the [CONNTYPE_PARTNERTM_REDELIVERCOMMIT \(section 2.2.9.2.2.1\)](#) **connection type**. In this role, the **subordinate transaction manager** MUST provide support for the states in this section.

The following figure shows the relationship between the CONNTYPE_PARTNERTM_REDELIVERCOMMIT Acceptor states.

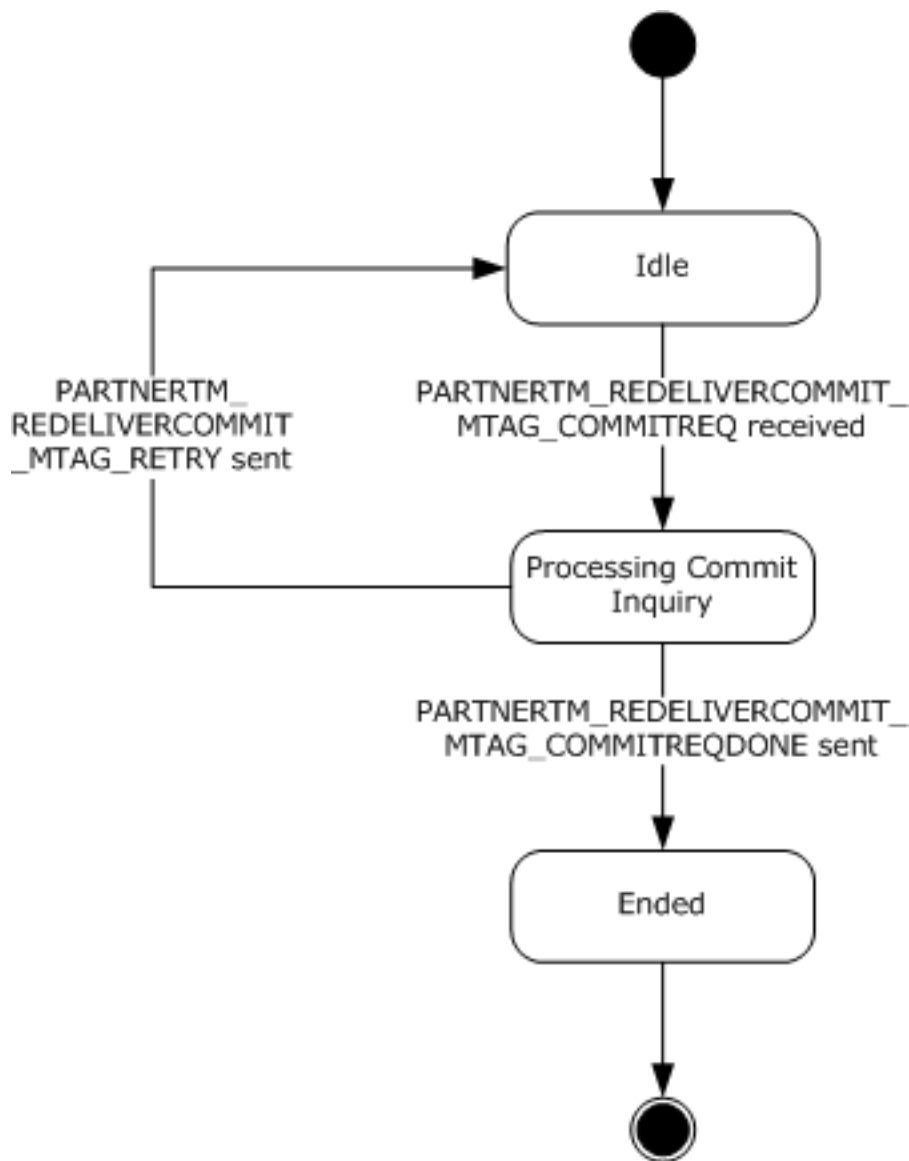


Figure 63: CONNTYPE_PARTNERTM_REDELIVERCOMMIT acceptor states

3.8.1.3.1 Idle

This is the initial state. The following event is processed in this state:

- [Receiving a PARTNERTM_REDELIVERCOMMIT_MTAG_COMMITREQ message \(section 3.8.5.2.2.1.1\)](#)

3.8.1.3.2 Processing Commit Inquiry

The following event is processed in this state:

- [Commit Complete \(section 3.8.7.3\)](#)

3.8.1.3.3 Ended

This is the final state.

3.8.1.4 CONNTYPE_PARTNERTM_CHECKABORT Initiator States

The [Subordinate Transaction Manager Facet \(section 1.3.3.3.5\)](#) MUST act as an **initiator** for the [CONNTYPE_PARTNERTM_CHECKABORT \(section 2.2.9.2.1.1\)](#) **connection type**. In this role, the **subordinate transaction manager** MUST provide support for the states in this section.

The following figure shows the relationship between the CONNTYPE_PARTNERTM_CHECKABORT initiator states.

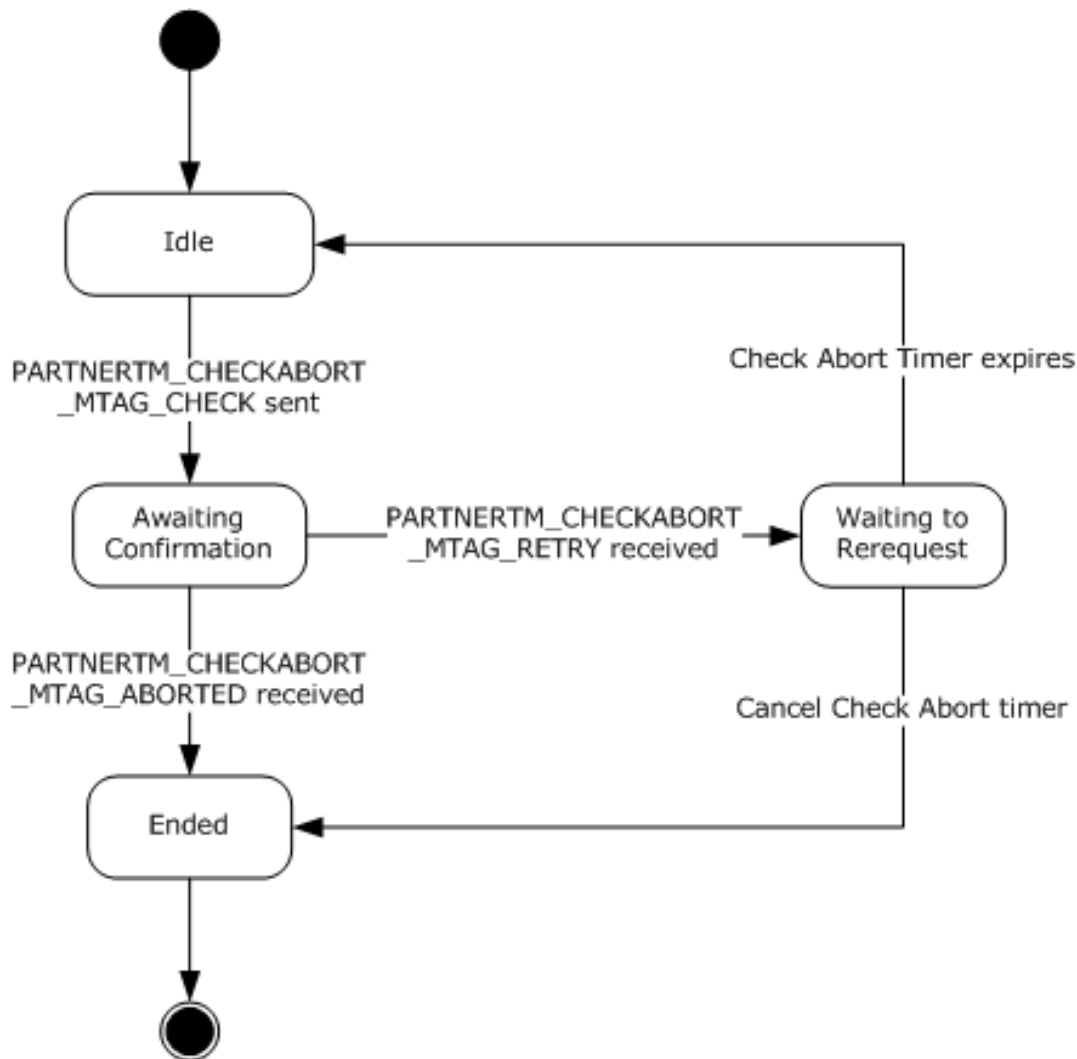


Figure 64: CONNTYPE_PARTNERTM_CHECKABORT initiator states

3.8.1.4.1 Idle

This is the initial state. The following event is processed in this state:

- [Recover In Doubt Transaction \(section 3.8.7.8\)](#)

3.8.1.4.2 Awaiting Confirmation

The following events are processed in this state:

- [Receiving a PARTNERTM_CHECKABORT_MTAG_ABORTED Message \(section 3.8.5.2.1.1.1\)](#)

- [Receiving a PARTNERTM_CHECKABORT_MTAG_RETRY Message \(section 3.8.5.2.1.1.2\)](#)
- [Cancel Check Abort \(section 3.8.7.2\)](#)

3.8.1.4.3 Waiting to ReRequest

The following events are processed in this state:

- [Check Abort Timer \(section 3.8.2.1\)](#)
- [Cancel Check Abort \(section 3.8.7.2\)](#)

3.8.1.4.4 Ended

This is the final state.

3.8.2 Timers

The [Subordinate Transaction Manager Facet \(section 3.8\)](#) MUST provide the [Check Abort Timer \(section 3.8.2.1\)](#).

3.8.2.1 Check Abort Timer

This timer MUST be set when the [Subordinate Transaction Manager Facet \(section 1.3.3.3.5\)](#) receives a [PARTNERTM_CHECKABORT_MTAG_RETRY \(section 2.2.9.2.1.1.3\)](#) message on a [CONNTYPE_PARTNERTM_CHECKABORT \(section 2.2.9.2.1.1\) connection](#). The timer MUST be canceled when the CONNTYPE_PARTNERTM_CHECKABORT (section 2.2.9.2.1.1) connection is disconnected.

The default value of the timer is implementation-specific. <37>

When the timer is initialized, the Subordinate Transaction Manager Facet (section 1.3.3.3.5) MUST provide an **Enlistment** object to associate with the timer. When the timer expires, the same Enlistment object MUST be provided alongside the timer notification. The Subordinate Transaction Manager Facet (section 1.3.3.3.5) MUST provide a distinct Check Abort Timer instance for each CONNTYPE_PARTNERTM_CHECKABORT connection.

3.8.3 Initialization

When the [Subordinate Transaction Manager Facet \(section 1.3.3.3.5\)](#) is initialized:

- The Subordinate Transaction Manager Facet MUST examine the following security flags on the [Core Transaction Manager Facet](#) and perform the following actions:
 - If one of the Allow Network Access, Allow Network Transactions, or Allow Inbound Transactions flags is set to false:
 - For the following **connection type**, the Subordinate Transaction Manager Facet MUST refuse to accept incoming **connections** from remote machines as specified in [\[MS-CMP\]](#) section 3.1.5.5 with the rejection Reason set to 0x80070005.
 - [CONNTYPE_PARTNERTM_PROPAGATE \(section 2.2.9.1.1.1\)](#)
 - If one of the Allow Network Access or Allow Network Transactions flags is set to false, or if both the Allow Inbound Transactions and Allow Outbound Transactions flags are set to false:

- For the following connection type, the Subordinate Transaction Manager Facet MUST refuse to accept incoming connections from remote machines as specified in [MS-CMP] section 3.1.5.5 with the rejection reason set to 0x80070005.
 - [CONNTYPE_PARTNERTM_REDELIVERCOMMIT \(section 2.2.9.2.2.1\)](#)

All data elements maintained by the Subordinate Transaction Manager Facet are initialized to an empty value unless stated otherwise in this section or in the initialization sections of the **facets** the Subordinate Transaction Manager Facet extends, as described in section [3.8.1](#).

3.8.4 Higher-Layer Triggered Events

There are no higher-layer triggered events.

3.8.5 Processing Events and Sequencing Rules

3.8.5.1 Transaction Propagation and Coordination

3.8.5.1.1 Push Propagation

3.8.5.1.1.1 CONNTYPE_PARTNERTM_PROPAGATE as Acceptor

For all messages received in this **connection type**, the [Subordinate Transaction Manager Facet \(section 1.3.3.3.5\)](#) MUST process the message as specified in section [3.1](#).

Also, the Subordinate Transaction Manager Facet (section 1.3.3.3.5) MUST override the default state verification actions for incoming messages as specified in section [3.1.6](#) in the following manner:

- If the current **connection** state does not define a processing rule for the message:
 - Send a [PARTNERTM_PROPAGATE_MTAG_PROTOCOL_ERROR](#) message using the connection.
 - Perform default invalid message processing, as specified in section 3.1.6.

The Subordinate Transaction Manager Facet (section 1.3.3.3.5) MUST additionally follow the processing rules as specified in this section.

3.8.5.1.1.1.1 Receiving a PARTNERTM_PROPAGATE_MTAG_PROPAGATE Message

When the [Subordinate Transaction Manager Facet \(section 1.3.3.3.5\)](#) receives a [PARTNERTM_PROPAGATE_MTAG_PROPAGATE \(section 2.2.9.1.1.1.1\)](#) message, the Subordinate Transaction Manager Facet MUST perform the following actions:

- If the **connection** state is Idle:
 - Set the connection state to Propagating.
 - If the **transaction manager** does not have sufficient memory available to process the message, it MUST:
 - Send a [PARTNERTM_PROPAGATE_MTAG_NO_MEM \(section 2.2.9.1.1.1.4\)](#) message.
 - Set the connection state to [Ended \(section 3.8.1.1.13\)](#).
 - Otherwise, find the **transaction** object in the transaction table of the transaction manager using the **guidTx** field from the message as the key:
 - If the transaction object is found in the list:

- Send a [PARTNERTM_PROPAGATE_MTAG_DUPLICATE \(section 2.2.9.1.1.1.3\)](#) message to the **superior transaction manager**.
- Set the connection state to Ended.
- Otherwise, if the transaction object is not found in the list:
 - Create a new transaction object with the information provided in the message:
 - Use the **guidTx** field from the message as the **Transaction Object.Identifier** value.
 - Use the **isoLevel** field from the message as the Isolation Level value.
 - Use the **szDesc** field from the message as the Description value.
 - Add the connection to the connection list of the transaction.
 - Create a new **Enlistment** object with the following values:
 - The Subordinate Transaction Manager Facet.
 - The new transaction object.
 - This connection object.
 - Assign the enlistment to the connection's Enlistment field.
 - Signal the [Create Superior Enlistment \(section 3.2.7.12\)](#) event on the [Core Transaction Manager Facet \(section 1.3.3.3.1\)](#) with the Enlistment object.
- Otherwise, the message MUST be processed as specified in section [3.1.6](#).

3.8.5.1.1.1.2 Receiving Other PARTNERTM_PROPAGATE_MTAG Messages

When the [Subordinate Transaction Manager Facet \(section 1.3.3.3.5\)](#) receives one of these messages:

- [PARTNERTM_PROPAGATE_MTAG_PHASE0REGISTRATIONREJECTED \(section 2.2.9.1.1.1.16\)](#)
- [PARTNERTM_PROPAGATE_MTAG_PHASE0REGISTERED \(section 2.2.9.1.1.1.15\)](#)
- [PARTNERTM_PROPAGATE_MTAG_PHASE0 \(section 2.2.9.1.1.1.17\)](#)
- [PARTNERTM_PROPAGATE_MTAG_ABORTREQ \(section 2.2.9.1.1.1.11\)](#)
- [PARTNERTM_PROPAGATE_MTAG_PREPAREREQ \(section 2.2.9.1.1.1.6\)](#)
- [PARTNERTM_PROPAGATE_MTAG_COMMITREQ \(section 2.2.9.1.1.1.9\)](#)

It MUST follow the same message processing rules as the [CONNTYPE PARTNERTM_BRANCH \(section 2.2.9.1.2.1\)](#) **connection type** acting as an **initiator**. See [CONNTYPE PARTNERTM_BRANCH as Initiator \(section 3.8.5.1.2.1\)](#) for more information.

3.8.5.1.1.1.3 Receiving a PARTNERTM_PROPAGATE_MTAG_PROTOCOL_ERROR Message

The processing of this event MUST be identical to the processing of the [Connection Disconnected](#) event.

3.8.5.1.1.1.4 CONNTYPE_PARTNERTM_PROPAGATE Connection Disconnected

When a [CONNTYPE_PARTNERTM_PROPAGATE \(section 2.2.9.1.1.1\)](#) **connection** is disconnected, the [Subordinate Transaction Manager Facet \(section 1.3.3.3.5\)](#) MUST perform the same actions as the [CONNTYPE_PARTNERTM_BRANCH \(section 2.2.9.1.2.1\)](#) **connection type** acting as an **initiator**. See section [3.8.5.1.2.1](#) for more information.

3.8.5.1.2 Pull Propagation

3.8.5.1.2.1 CONNTYPE_PARTNERTM_BRANCH as Initiator

For all messages received in this **connection type**, the [Subordinate Transaction Manager Facet](#) MUST process the message as specified in section [3.1](#).

Also, the Subordinate Transaction Manager Facet MUST override the default state verification actions for incoming messages as specified in section [3.1.6](#) in the following manner:

- If the current **connection** state does not define a processing rule for the message:
 - Send a [PARTNERTM_PROPAGATE_MTAG_PROTOCOL_ERROR](#) message using the connection.
 - Perform default invalid message processing, as specified in section 3.1.6.

The Subordinate Transaction Manager Facet MUST additionally follow the processing rules as specified in the following sections.

3.8.5.1.2.1.1 Receiving a PARTNERTM_BRANCH_MTAG_BRANCHED Message

When the [Subordinate Transaction Manager Facet \(section 1.3.3.3.5\)](#) receives a [PARTNERTM_BRANCH_MTAG_BRANCHED \(section 2.2.9.1.2.1.6\)](#) message, the Subordinate Transaction Manager Facet MUST perform the following actions:

- If the **connection** state is Awaiting Branch Response:
 - Set the connection state to Active.
 - Create an **Enlistment** object with the following values:
 - The Subordinate Transaction Manager Facet
 - The **transaction** object referenced by the connection's Connection-Specific Data field
 - This connection object
 - Set this connection's **enlistment** field to reference the new Enlistment object.
 - Signal the [Branch Transaction Success \(section 3.2.7.9\)](#) event on the [Core Transaction Manager Facet \(section 1.3.3.3.1\)](#) with the Enlistment object.
- Otherwise, the message MUST be processed as an invalid message as specified in section [3.1.6](#).

3.8.5.1.2.1.2 Receiving a PARTNERTM_BRANCH_MTAG_BRANCH_LOG_FULL, PARTNERTM_BRANCH_MTAG_BRANCH_NO_MEM, PARTNERTM_BRANCH_MTAG_BRANCH_TOO_LATE, PARTNERTM_BRANCH_MTAG_BRANCH_TOO_MANY, or PARTNERTM_BRANCH_MTAG_BRANCH_TX_NOT_FOUND Message

When the [Subordinate Transaction Manager Facet](#) receives one of these messages, the Subordinate Transaction Manager Facet MUST perform the following actions:

- If the **connection** state is Awaiting Branch Response:

- Create an **Enlistment** object with a reference to the Subordinate Transaction Manager Facet, a reference to this connection, and a reference to the **transaction** object referenced by this connection.
- Signal the [Branch Transaction Failure](#) event on the [Core Transaction Manager Facet](#) with the following arguments:
 - The Enlistment object.
 - The failure code that matches the incoming message:
 - PARTNERTM_BRANCH_MTAG_BRANCH_LOG_FULL: Log Full Remote
 - PARTNERTM_BRANCH_MTAG_BRANCH_NO_MEM: No Mem Remote
 - PARTNERTM_BRANCH_MTAG_BRANCH_TOO_LATE: Too Late
 - PARTNERTM_BRANCH_MTAG_BRANCH_TOO_MANY: Too Many Remote
 - PARTNERTM_BRANCH_MTAG_BRANCH_TX_NOT_FOUND: Tx Not Found
 - Set the connection state to Ended.
- Otherwise, the message MUST be processed as an invalid message as specified in section [3.1.6](#).

3.8.5.1.2.1.3 Receiving a PARTNERTM_PROPAGATE_MTAG_PHASE0REGISTERED Message

When the [Subordinate Transaction Manager Facet \(section 1.3.3.3.5\)](#) receives a [PARTNERTM_PROPAGATE_MTAG_PHASE0REGISTERED \(section 2.2.9.1.1.1.15\)](#) message, the Subordinate Transaction Manager Facet MUST perform the following actions:

- If the **connection** state is Awaiting Registration Response:
 - Set the connection state to Awaiting **Phase Zero**.
 - Signal the [Register Phase Zero Success \(section 3.2.7.29\)](#) event on the [Core Transaction Manager Facet \(section 1.3.3.3.1\)](#) with the **Enlistment** object referenced by this connection.
- Otherwise, if the connection state is Awaiting Registration Response During Phase Zero:
 - Set the connection state to Awaiting Phase Zero Outcome With Outstanding Registration.
 - Signal the Register Phase Zero Success event on the Core Transaction Manager Facet with the Enlistment object referenced by this connection.
- Otherwise, the message MUST be processed as an invalid message as specified in section [3.1.6](#).

3.8.5.1.2.1.4 Receiving a PARTNERTM_PROPAGATE_MTAG_PHASE0REGISTRATIONREJECTED Message

When the [Subordinate Transaction Manager Facet \(section 1.3.3.3.5\)](#) receives a [PARTNERTM_PROPAGATE_MTAG_PHASE0REGISTRATIONREJECTED \(section 2.2.9.1.1.1.16\)](#) message, the Subordinate Transaction Manager Facet MUST perform the following actions:

- If the **connection** state is Awaiting Registration Response:
 - Set the connection state to Active.

- Signal the [Register Phase Zero Failure \(section 3.2.7.28\)](#) event on the [Core Transaction Manager Facet \(section 1.3.3.3.1\)](#) with the following arguments:
 - The **Enlistment** object referenced by this connection.
 - A failure reason of Too Late.
- Otherwise, if the connection state is Awaiting Registration Response During **Phase Zero**:
 - Set the connection state to Awaiting Phase Zero Outcome.
 - Signal the Register Phase Zero Failure event on the Core Transaction Manager Facet with the following arguments:
 - The Enlistment object referenced by this connection.
 - A failure reason of Too Late.
- Otherwise, the message MUST be processed as an invalid message as specified in section [3.1.6](#).

3.8.5.1.2.1.5 Receiving a PARTNERTM_PROPAGATE_MTAG_ABORTREQ Message

When the [Subordinate Transaction Manager Facet](#) receives a [PARTNERTM_PROPAGATE_MTAG_ABORTREQ](#) message, the Subordinate Transaction Manager Facet MUST perform the following actions:

- If the **connection** state is either Active or Prepared:
 - Set the connection state to Aborting.
 - Signal the [Begin Rollback](#) event on the [Core Transaction Manager Facet](#) with the **transaction** object referenced by the **Enlistment** object referenced by this connection.
- Otherwise, the message MUST be processed as an invalid message as specified in section [3.1.6](#).

3.8.5.1.2.1.6 Receiving a PARTNERTM_PROPAGATE_MTAG_PHASE0 Message

When the [Subordinate Transaction Manager Facet](#) receives a [PARTNERTM_PROPAGATE_MTAG_PHASE0](#) message, the Subordinate Transaction Manager Facet MUST perform the following actions:

- If the **connection** state is Awaiting **Phase Zero**:
 - Set the connection state to Awaiting Phase Zero Outcome.
 - Signal the [Begin Phase Zero](#) event on the [Core Transaction Manager Facet](#) with the **transaction** object referenced by the **Enlistment** object referenced by this connection.
- Otherwise, the message MUST be processed as an invalid message as specified in section [3.1.6](#).

3.8.5.1.2.1.7 Receiving a PARTNERTM_PROPAGATE_MTAG_PREPAREREQ Message

When the [Subordinate Transaction Manager Facet](#) receives a [PARTNERTM_PROPAGATE_MTAG_PREPAREREQ](#) message, the Subordinate Transaction Manager Facet MUST perform the following actions:

- If the **connection** state is Active:
 - Set the connection state to Preparing.
 - Signal the [Begin Phase One](#) event on the [Core Transaction Manager Facet](#) with the following arguments:

- The **transaction** object referenced by the **Enlistment** object referenced by the receiving connection.
- If the **fSinglePhase** field of the message is set to 0x00000000:
 - Set the **Single Phase Commit** flag to false.
- Otherwise:
 - Set the **Single Phase Commit** flag to true.
- Otherwise, the message MUST be processed as an invalid message as specified in section [3.1.6](#).

3.8.5.1.2.1.8 Receiving a PARTNERTM_PROPAGATE_MTAG_COMMITREQ Message

When the [Subordinate Transaction Manager Facet](#) receives a [PARTNERTM_PROPAGATE_MTAG_COMMITREQ](#) message, the Subordinate Transaction Manager Facet MUST perform the following actions:

- If the **connection** state is Prepared:
 - Set the connection state to Committing.
 - Signal the [Begin Commit](#) on the [Core Transaction Manager Facet](#) event with the **transaction** object referenced by the **Enlistment** object referenced by this connection.
- Otherwise, the message MUST be processed as an invalid message as specified in section [3.1.6](#).

3.8.5.1.2.1.9 Receiving a PARTNERTM_PROPAGATE_MTAG_PROTOCOL_ERROR Message

The processing of this event MUST be identical to the processing of the [Connection Disconnected](#) event.

3.8.5.1.2.1.10 Connection Disconnected

When a [CONNTYPE PARTNERTM BRANCH \(section 2.2.9.1.2.1\)](#) **connection** is disconnected, the [Subordinate Transaction Manager Facet \(section 3.8\)](#) MUST perform the following actions:

- If the connection state is Prepared:
 - Signal the [Recover In Doubt Transaction \(section 3.8.7.8\)](#) event on the Subordinate Transaction Manager Facet (section 3.8) with the **Enlistment** object referenced by this connection.
- Otherwise, if the connection state is Preparing:
 - If the **transaction** object's **Single Phase Commit** flag (defined in section [3.2.1](#)) is false, signal the [Begin Rollback \(section 3.2.7.6\)](#) event on [Core Transaction Manager Facet \(section 1.3.3.3.1\)](#) with the transaction object referenced by the Enlistment object referenced by this connection.
 - Otherwise, the event MUST be processed as specified in section [3.1.8.3](#).
- Otherwise, if the connection state is Awaiting Branch Response:
 - Create an Enlistment object with the following values:
 - The Subordinate Transaction Manager Facet (section 3.8).
 - The transaction object in the Connection-Specific Data field of this connection.

- This connection object.
- Signal the [Branch Transaction Failure \(section 3.2.7.8\)](#) event on the Core Transaction Manager Facet (section 1.3.3.3.1) with the following arguments:
 - The new enlistment object.
 - A failure code of Comm Failed.
- Set the connection state to Ended.
- Otherwise, if the connection state is Active, Awaiting Registration Response, Awaiting Registration Response During **Phase Zero**, Awaiting Phase Zero, Awaiting Phase Zero Outcome, or Awaiting Phase Zero Outcome With Outstanding Registration:
 - Signal the Begin Rollback (section 3.2.7.6) event on the Core Transaction Manager Facet (section 1.3.3.3.1) with the transaction object referenced by this connection.
- Otherwise, the event MUST be processed as specified in section 3.1.8.3.

3.8.5.2 Transaction Recovery

3.8.5.2.1 Subordinate-Driven Recovery

3.8.5.2.1.1 CONNTYPE_PARTNERTM_CHECKABORT as Initiator

For all messages received in this **connection type**, the [Subordinate Transaction Manager Facet](#) MUST process the message in accordance with section [3.8](#). The **Subordinate Transaction Manager** MUST additionally follow the processing rules specified in the following sections.

3.8.5.2.1.1.1 Receiving a PARTNERTM_CHECKABORT_MTAG_ABORTED Message

When the [Subordinate Transaction Manager Facet \(section 1.3.3.3.5\)](#) receives a [PARTNERTM_CHECKABORT_MTAG_ABORTED \(section 2.2.9.2.1.1.2\)](#) message, the **Subordinate Transaction Manager** MUST perform the following actions:

- If the **connection** state is Awaiting Confirmation:
 - Signal the [Begin Rollback \(section 3.2.7.6\)](#) event on the [Core Transaction Manager Facet \(section 1.3.3.3.1\)](#) with the:
 - The **transaction** object referenced by the **Enlistment** object referenced by this connection.
 - Set the Connection state to Ended.
- Otherwise, the message MUST be processed as an invalid message as specified in section [3.1.6](#).

3.8.5.2.1.1.2 Receiving a PARTNERTM_CHECKABORT_MTAG_RETRY Message

When the [Subordinate Transaction Manager Facet](#) receives a [PARTNERTM_CHECKABORT_MTAG_RETRY](#) message, the Subordinate Transaction Manager Facet MUST perform the following actions:

- If the **connection** state is Awaiting Confirmation:
 - Set the connection state to Waiting to Rerequest.
 - Initialize a Check Abort Timer with the following arguments:

- The connection's **Enlistment** object
- An implementation-specific time-out value
- Otherwise, the message MUST be processed as an invalid message as specified in section [3.1.6](#).

3.8.5.2.1.1.3 CONNTYPE_PARTNERTM_CHECKABORT Connection Disconnected

When a [CONNTYPE_PARTNERTM_CHECKABORT \(section 2.2.9.2.1.1\)](#) **connection** is disconnected, the [Subordinate Transaction Manager Facet \(section 3.8\)](#) MUST perform the following actions:

- If the connection state is Waiting to Rerequest:
 - Cancel the Check Abort Timer associated with the connection.
- If the connection state is Idle, Waiting to Rerequest, or Awaiting Confirmation:
 - Signal the [Recover In Doubt Transaction \(section 3.8.7.8\)](#) event on the [Subordinate Transaction Manager Facet \(section 1.3.3.3.5\)](#) with the **Enlistment** object referenced by this connection.
 - Set the connection state to Ended.
- Finally, in all cases, the event MUST be processed as specified in section [3.1.8.3](#).

3.8.5.2.2 Superior-Driven Recovery

3.8.5.2.2.1 CONNTYPE_PARTNERTM_REDELIVERCOMMIT as Acceptor

For all messages received in this **connection type**, the [Subordinate Transaction Manager Facet](#) MUST process the message in accordance with section [3.8](#). The Subordinate Transaction Manager Facet MUST additionally follow the processing rules specified in the following sections.

3.8.5.2.2.1.1 Receiving a PARTNERTM_REDELIVERCOMMIT_MTAG_COMMITREQ Message

When the **subordinate transaction manager** receives a [PARTNERTM_REDELIVERCOMMIT_MTAG_COMMITREQ \(section 2.2.9.2.2.1.1\)](#) message, the [Subordinate Transaction Manager Facet \(section 1.3.3.3.5\)](#) MUST perform the following actions:

- If the **connection** state is Idle:
 - Set the connection state to Processing Commit Inquiry.
 - Find the **transaction** object in the **transaction manager's** transaction table, using the **guidTx** field from the message as a key.
 - If the transaction object is not found:
 - Send a [PARTNERTM_REDELIVERCOMMIT_MTAG_COMMITREQDONE \(section 2.2.9.2.2.1.2\)](#) message using the connection.
 - Set the connection state to Ended.
 - Otherwise, if the transaction state is either [Phase One Complete \(section 3.2.1.3.8\)](#) or [In Doubt \(section 3.2.1.3.12\)](#):
 - Signal the [Cancel Check Abort \(section 3.8.7.2\)](#) event on the Subordinate Transaction Manager Facet with the transaction object.

- Signal the [Begin Commit \(section 3.2.7.2\)](#) event on the [Core Transaction Manager Facet \(section 1.3.3.3.1\)](#) with the transaction object.
- Otherwise:
 - Send a [PARTNERTM_REDELIVERCOMMIT_MTAG_RETRY \(section 2.2.9.2.2.1.3\)](#) message using the connection.
 - Set the connection state to Idle.
- Otherwise, the message MUST be processed as an invalid message as specified in section [3.1.8.1](#).

3.8.5.2.2.1.2 Connection Disconnected

When a [CONNTYPE_PARTNERTM_REDELIVERCOMMIT \(section 2.2.9.2.2.1\)](#) **connection** is disconnected, the [Subordinate Transaction Manager Facet \(section 1.3.3.3.5\)](#) MUST perform the actions as specified in section [3.1.8.3](#).

3.8.6 Timer Events

3.8.6.1 Check Abort Timer

When this timer expires, the [Subordinate Transaction Manager Facet \(section 1.3.3.3.5\)](#) MUST perform the following actions:

- If the **connection** referenced by the provided **enlistment** is in the Waiting to Rerequest state:
 - Set the connection state to Idle.
 - Send a [PARTNERTM_CHECKABORT_MTAG_CHECK \(section 2.2.9.2.1.1.1\)](#) message using the connection referenced by the provided Enlistment object:
 - Set the **guidTX** field to the provided Enlistment object's **transaction** object's **Transaction Object.Identifier** field.
 - Set the connection state to Awaiting Confirmation.
- Otherwise, ignore the timer event.

3.8.7 Other Local Events

A [Subordinate Transaction Manager Facet](#) MUST be prepared to process the local events defined in the following sections.

The **subordinate transaction manager** MUST be prepared to process local events pertaining to **Phase Zero** functionality only on versions where the **connection type** [CONNTYPE_TXUSER_PHASE0](#) is supported. [Version-Specific Aspects of Connection Types Relevant to a Resource Manager \(section 2.2.1.1.3\)](#) defines protocol version support for this connection type. The following local events are affected:

- [Register Phase Zero](#)
- [Phase Zero Complete](#)

3.8.7.1 Branch Transaction

The Branch Transaction event MUST be signaled with the following arguments:

- A **transaction** object
- A Name object representing the remote **superior transaction manager**

If the Branch Transaction event is signaled, the [Subordinate Transaction Manager Facet \(section 3.8\)](#) MUST perform the following actions:

- Initiate a new [CONNTYPE PARTNERTM BRANCH \(section 2.2.9.1.2.1\)](#) **connection** to the provided Name object.
- Assign the provided transaction object to the connection's Connection-Specific Data field.
- Send a [PARTNERTM BRANCH MTAG BRANCHING \(section 2.2.9.1.2.1.7\)](#) message using the connection:
 - Set the **guidTX** field to the provided **Transaction Object.Identifier** field of the transaction object.
- Set the connection state to [Awaiting Branch Response \(section 3.8.1.2.2\)](#).

3.8.7.2 Cancel Check Abort

The Cancel Check Abort event MUST be signaled with the following arguments:

- A **transaction** object.

If the Cancel Check Abort event is signaled, the [Subordinate Transaction Manager Facet \(section 3.8\)](#) MUST perform the following actions:

- Find a connection object of type [CONNTYPE PARTNERTM CHECKABORT \(section 2.2.9.2.1.1\)](#) in the transaction object's **Connection** list.
- If no such connection is found, ignore the event.
- Otherwise:
 - If a Check Abort timer is active for the transaction, cancel it.
 - Set the connection state to Ended.

3.8.7.3 Commit Complete

The Commit Complete event MUST be signaled with the following arguments:

- An **Enlistment** object

If the Commit Complete event is signaled, the [Subordinate Transaction Manager Facet \(section 3.8\)](#) MUST perform the following actions:

- If the provided enlistment's **connection** is of type [CONNTYPE TXUSER BRANCH \(section 2.2.9.1.2.1\)](#) or [CONNTYPE PARTNERTM PROPAGATE \(section 2.2.9.1.1.1\)](#):
 - Send a [PARTNERTM PROPAGATE MTAG COMMITREQDONE \(section 2.2.9.1.1.1.10\)](#) message using the provided enlistment's connection.
 - Set the connection state to Ended.
- Otherwise, if the provided enlistment's connection is of type [CONNTYPE PARTNERTM REDELIVERCOMMIT \(section 2.2.9.2.2.1\)](#):

- Send a [PARTNERTM_REDELIVERCOMMIT_MTAG_COMMITREQDONE \(section 2.2.9.2.2.1.2\)](#) message using the provided enlistment's connection.
- Set the connection state to Ended.

3.8.7.4 Create Superior Enlistment Success

The Create Superior Enlistment Success event MUST be signaled with the following arguments:

- An **Enlistment** object

If the Create Superior Enlistment Success event is signaled, the [Subordinate Transaction Manager Facet \(section 3.8\)](#) MUST perform the following actions:

- Send a [PARTNERTM_PROPAGATE_MTAG_PROPAGATED \(section 2.2.9.1.1.1.2\)](#) message using the provided enlistment's **connection**:
- Set the connection state to Active.

3.8.7.5 Create Superior Enlistment Failure

The Create Superior Enlistment event MUST be signaled with the following arguments:

- An **Enlistment** object.
- A value indicating the failure reason. The reason MUST be set to one of the following values:
 - Duplicate
 - Log Full

If the Create Superior Enlistment Failure event is signaled, the [Subordinate Transaction Manager Facet \(section 3.8\)](#) MUST perform the following actions:

- Send the matching message for the following reason codes using the provided enlistment's **connection**:
 - Duplicate: [PARTNERTM_PROPAGATE_MTAG_DUPLICATE \(section 2.2.9.1.1.1.3\)](#)
 - Log Full: [PARTNERTM_PROPAGATE_MTAG_LOG_FULL \(section 2.2.9.1.1.1.5\)](#)
- Set the connection state to Ended.

3.8.7.6 Phase Zero Complete

The Phase Zero Complete event MUST be signaled with the following arguments:

- An **Enlistment** object.
- An **outcome** value. This value MUST be one of the following:
 - Success
 - Failure

If the Phase Zero Complete event is signaled, the [Subordinate Transaction Manager Facet \(section 3.8\)](#) MUST perform the following actions:

- If the provided outcome is Success:

- Send a [PARTNERTM_PROPAGATE_MTAG_PHASE0COMPLETE \(section 2.2.9.1.1.1.18\)](#) message using the provided enlistment's **connection**.
- Set the connection state to Active.
- Otherwise:
 - Send a [PARTNERTM_PROPAGATE_MTAG_ABORTNOTIFY \(section 2.2.9.1.1.1.13\)](#) message using the provided enlistment's connection.
 - Set the connection state to Ended.

3.8.7.7 Phase One Complete

The Phase One Complete event MUST be signaled with the following arguments:

- An **Enlistment** object.
- A value indicating the **outcome** of [Phase One](#). The value MUST be set to one of the following values:
 - Read Only
 - Prepared
 - Committed
 - Aborted
 - In Doubt

If the Phase One Complete event is signaled, the [Subordinate Transaction Manager Facet \(section 3.8\)](#) MUST perform the following actions:

- If the provided outcome is Read Only:
 - Send a [PARTNERTM_PROPAGATE_MTAG_PREPAREREQDONE \(section 2.2.9.1.1.1.7\)](#) message using the provided enlistment's **connection**:
 - Set the **prepareReqDone** field to PARTNERTM_PROPAGATE_PREPAREREQDONE_READ_ONLY.
 - Set the **guidReason** field to the value provided by the higher-layer business logic, as specified in section 2.2.9.1.1.1.7.
 - Set the connection state to **Ended**.
- Otherwise, if the provided outcome is Prepared:
 - Send a PARTNERTM_PROPAGATE_MTAG_PREPAREREQDONE (section 2.2.9.1.1.1.7) message using the provided enlistment's connection:
 - Set the **prepareReqDone** field to PARTNERTM_PROPAGATE_PREPAREREQDONE_OK.
 - Set the connection state to **Ended**.
- Otherwise, if the provided outcome is Committed:
 - Send a PARTNERTM_PROPAGATE_MTAG_PREPAREREQDONE (section 2.2.9.1.1.1.7) message using the connection:

- Set the **prepareReqDone** field to PARTNERTM_PROPAGATE_PREPAREREQDONE_SINGLEPHASE_COMMIT.
- Set the connection state to **Ended**.
- Otherwise, if the provided outcome is Aborted:
 - Send a PARTNERTM_PROPAGATE_MTAG_PREPAREREQDONE (section 2.2.9.1.1.1.7) message using the connection:
 - Set the **prepareReqDone** field MUST to PARTNERTM_PROPAGATE_PREPAREREQDONE_ABORT.
 - Set the connection state to **Ended**.
- Otherwise, if the provided outcome is [In Doubt \(section 3.2.1.3.12\)](#):
 - Send a PARTNERTM_PROPAGATE_MTAG_PREPAREREQDONE (section 2.2.9.1.1.1.7) message using the connection:
 - Set the **prepareReqDone** field MUST to PARTNERTM_PROPAGATE_PREPAREREQDONE_SINGLEPHASE_INDOUBT.
 - Set the connection state to **Ended**.

3.8.7.8 Recover In Doubt Transaction

The Recover In Doubt Transaction event MUST be signaled with the following arguments:

- An **Enlistment** object

If the Recover In Doubt Transaction event is signaled, the [Subordinate Transaction Manager Facet \(section 3.8\)](#) MUST perform the following actions:

- Initiate a new [CONNTYPE PARTNERTM_CHECKABORT \(section 2.2.9.2.1.1\)](#) **connection** using the Name object referenced by the **Name** field of the Session object containing the provided Enlistment's connection.
- Send a [PARTNERTM_CHECKABORT_MTAG_CHECK \(section 2.2.9.2.1.1.1\)](#) message using the connection:
 - Set the **guidTX** field to the **Transaction Object.Identifier** field of the **transaction** object referenced by the provided Enlistment object.
- Set the connection state to Awaiting Confirmation.

3.8.7.9 Register Phase Zero

The Register Phase Zero event MUST be signaled with the following arguments:

- An **Enlistment** object

If the Register Phase Zero event is signaled, the [Subordinate Transaction Manager Facet \(section 3.8\)](#) MUST perform the following actions:

- If the provided enlistment's **connection** state is Active:
 - Set the connection state to [Awaiting Registration Response \(section 3.8.1.1.5\)](#).
 - Send a [PARTNERTM_PROPAGATE_MTAG_PHASE0REGISTER \(section 2.2.9.1.1.1.14\)](#) message using the connection.

- Otherwise, if the connection state is Awaiting **Phase Zero** Outcome:
 - Set the connection state to [Awaiting Registration Response During Phase Zero \(section 3.8.1.1.8\)](#).
 - Send a PARTNERTM_PROPAGATE_MTAG_PHASE0REGISTER (section 2.2.9.1.1.14) message using the enlistment's connection.
- Otherwise:
 - Signal the [Register Phase Zero Failure \(section 3.2.7.28\)](#) on the [Core Transaction Manager Facet \(section 1.3.3.3.1\)](#) with the following arguments:
 - The provided Enlistment object
 - The Too Late reason code

3.8.7.10 Rollback Complete

The Rollback Complete event MUST be signaled with the following arguments:

- An **Enlistment** object

If the Rollback Complete event is signaled, the [Subordinate Transaction Manager Facet \(section 3.8\)](#) MUST perform the following actions:

- If the provided enlistment's **connection** is of type [CONNTYPE PARTNERTM BRANCH \(section 2.2.9.1.2.1\)](#) or [CONNTYPE PARTNERTM PROPAGATE \(section 2.2.9.1.1.1\)](#)
 - Send a [PARTNERTM_PROPAGATE_MTAG_ABORTREQDONE \(section 2.2.9.1.1.12\)](#) message using the provided enlistment's connection.
 - Set the connection state to Ended.
- Otherwise, ignore the signal.

3.8.7.11 Unilaterally Aborted

The Unilaterally Aborted event MUST be signaled with the following arguments:

- An **Enlistment** object

If the Unilaterally Aborted event is signaled, the [Subordinate Transaction Manager Facet \(section 3.8\)](#) MUST perform the following actions:

- If the provided enlistment's **connection** state is Aborting:
 - Ignore the signal.
- Otherwise:
 - Send a [PARTNERTM_PROPAGATE_MTAG_ABORTNOTIFY \(section 2.2.9.1.1.13\)](#) message using the provided enlistment's connection.
 - Set the connection state to Ended.

4 Protocol Examples

The following sections describe several operations as used in common scenarios to illustrate the function of this protocol. These protocol examples generally assume that an **OleTx** transports **session**, as specified in [MS-CMPO] section 3.2.1.2, has already been established between the two **participants**. However, some examples exhibit how one participant establishes a new OleTx transports session with another participant because of the protocol that is being demonstrated.

Participants communicate with each other by using OleTx multiplexing **connections**, as specified in [MS-CMP] section 3.1.1.1, that are in turn layered on top of the OleTx transports infrastructure (as specified in [MS-CMPO] section 3.3.1). In these examples, messages are sent from one participant to another by submitting a **MESSAGE PACKET (section 2.2.4.1)** to the underlying OleTx multiplexing layer, as specified in [MS-CMP] section 3.1.4.1.

4.1 Simple Transaction Scenario

This scenario shows how an **application** creates and completes a **transaction**. The scenario begins with the application establishing a transport **session** with a **transaction manager** and negotiating its **connection resources**.

4.1.1 Beginning a Transaction

This packet sequence is initiated by starting a **connection** on a transport **session** between an **application** and a **transaction manager**.

CONNTYPE_TXUSER_BEGIN2: The packet sequence starts when an application initiates a connection using CONNTYPE_TXUSER_BEGIN2.

Field	Value	Value description
MsgTag	0x00000005	MTAG_CONNECTION_REQ
fIsMaster	0x00000001	1
dwConnectionId	0x00000001	1
dwUserMsgType	0x00000028	CONNTYPE_TXUSER_BEGIN2
dwcbVarLenData	0x00000000	0
dwReserved1	0xcd64cd64	dwReserved1: 0xcd64cd64

The application then sends a **TXUSER_BEGIN2_MTAG_BEGIN** user message specifying the isolation level, time-out, **transaction description**, and isolation flag. For this example, the application requests a **transaction** with ISOLATIONLEVEL_SERIALIZABLE, a time-out of 60 seconds, a description of "sample transaction", and ISOFLAG_RETAIN_DONTCARE.

Field	Value	Value description
MsgTag	0x000000FF	MTAG_USER_MESSAGE
fIsMaster	0x00000001	1
dwConnectionId	0x00000001	1
dwUserMsgType	0x00006002	TXUSER_BEGIN2_MTAG_BEGIN
dwcbVarLenData	0x00000034	52

Field	Value	Value description
dwReserved1	0xcd64cd64	dwReserved1: 0xcd64cd64
isoLevel	0x00100000	ISOLATIONLEVEL_SERIALIZABLE
dwTimeout	0x0000EA60	60000
szDesc	0x706D6173 0x7420656C 0x736E6172 0x69746361 0x00006E6F 0x00000000 0x00000000 0x00000000 0x00000000 0x00000000	"sample transaction"
isoFlags	0x00000005	ISOFLAG_RETAIN_DONTCARE

When the transaction manager receives the TXUSER_BEGIN2_MTAG_BEGIN message from the application, the transaction manager attempts to create a transaction object with a **globally unique identifier (GUID)** as its identifier. If the transaction manager successfully creates the transaction, it sends a [TXUSER_BEGIN2_MTAG_SINK_BEGUN](#) user message to the application specifying the **transaction identifier** as the *guidTx* field (for example, 4046037e-9722-46c9-9883-99062341cb35), and the transaction manager adds the transaction to its list of known transaction objects.

Field	Value	Value description
MsgTag	0x00000FFF	MTAG_USER_MESSAGE
fIsMaster	0x00000000	0
dwConnectionId	0x00000001	1
dwUserMsgType	0x00006006	TXUSER_BEGIN2_MTAG_SINK_BEGUN
dwcbVarLenData	0x00000010	16
dwReserved1	0xcd64cd64	dwReserved1: 0xcd64cd64
guidTx	0x4046037E 0x46C99722 0x06999883 0x35CB4123	4046037e-9722-46c9-9883-99062341cb35

4.1.2 Completing a Transaction

After the **transaction** begins, the **application** decides whether to commit or abort the transaction. If the application disconnects the **connection** before committing or aborting the transaction, the **transaction manager** assumes that the transaction aborts.

4.1.2.1 Committing the Transaction

The **application** commits the **transaction** by sending a [TXUSER_BEGIN2_MTAG_COMMIT](#) user message specifying a value of zero in the unused **grFRM** field.

Field	Value	Value description
MsgTag	0x000000FF	MTAG_USER_MESSAGE
fIsMaster	0x00000001	1
dwConnectionId	0x00000001	1
dwUserMsgType	0x00006003	TXUSER_BEGIN2_MTAG_COMMIT
dwcbVarLenData	0x00000004	4
dwReserved1	0xcd64cd64	dwReserved1: 0xcd64cd64
grFRM	0x00000000	0

In response, the **transaction manager** attempts to commit the transaction by using a **two-phase commit**. If the transaction manager successfully completes [Phase One](#) of the transaction, the transaction manager sends a [TXUSER_BEGIN2_MTAG_SINK_ERROR](#) user message to the application with TRUN_TXBEGIN_ERROR_NOTIFY_COMMITTED specified in the **Error** field.

Field	Value	Value description
MsgTag	0x000000FF	MTAG_USER_MESSAGE
fIsMaster	0x00000000	0
dwConnectionId	0x00000001	1
dwUserMsgType	0x00006005	TXUSER_BEGIN2_MTAG_SINK_ERROR
dwcbVarLenData	0x00000004	4
dwReserved1	0xcd64cd64	dwReserved1: 0xcd64cd64
Error	0x0000001F	TRUN_TXBEGIN_ERROR_NOTIFY_COMMITTED

After the application gets the TXUSER_BEGIN2_MTAG_SINK_ERROR response from its transaction manager, no more user messages can be sent on this **connection** and the application initiates the disconnect sequence.

4.2 Transaction Marshaling Scenario (Pull Propagation)

This scenario shows how an **application** (or **resource manager**) on Machine1 marshals an existing **transaction** to an application or resource manager on Machine2 by using **pull propagation**. Because the receiving application obtains knowledge of an existing transaction, it is implied that another application exists that has access to an existing transaction. The receiving application obtains the necessary information from the existing transaction. Because **OleTx** does not prescribe application-to-application communication, an out-of-band mechanism (such as an application API) needs to be available to transfer this knowledge from the sending application to the receiving application.

Pull propagation involves three main stages. In the first stage, the sending application (or sender) packages information about an existing transaction and sends the information to the receiving application (or receiver) — this is called marshaling the transaction.

During the second stage (unmarshaling the transaction), the receiver requests an association with the transmitted transaction. If the **transaction manager** of the receiver does not have a reference for the requested transaction, it enters the third stage and attempts to add itself as a subordinate branch of the transaction by using the transaction manager of the sender.

This scenario requires that the receiving application has established a transport **session** with a transaction manager and has negotiated its **connection resources**. The scenario also assumes that there is an out-of-band mechanism (an application API) that the sending and receiving applications use to exchange transactional information. In general, this API is also necessary for the sending application to prescribe **work** for the receiving application to perform as part of the transaction.

4.2.1 Marshaling the Transaction

To marshal a **transaction** from the sending **application** to the receiving application, several pieces of information need to be transmitted to the receiver. The receiver needs to have sufficient knowledge of the existing transaction. That knowledge includes the **transaction identifier**, the isolation level, the isolation flag, and the description of the transaction.

The receiver also needs to have sufficient locative information of the sender's **transaction manager** in order for the receiver's transaction manager to establish a communication **session** with the sender's transaction manager (that is, the [OLETX_TM_ADDR](#)). The OLETX_TM_ADDR includes the host name of the sender's transaction manager, its **contact identifier**, and the RPC communication protocols that the transaction manager of the sender supports.

The transaction information and the sender transaction manager **endpoint** information are marshaled to a [Propagation Token](#) structure, as specified in section 2.2.5.4.

Field	Value	Description
dwVersionMin	0x00000001	1
dwVersionMax	0x00000002	2
guidTx	0x4046037E 0x46C99722 0x06999883 0x35CB4123	4046037e-9722-46c9-9883-99062341cb35
isoLevel	0x00100000	ISOLATIONLEVEL_SERIALIZABLE
isoFlags	0x00000005	ISOFLAG_RETAIN_DONTCARE
cbSourceTmAddr	0x00000058	88
szDesc	0x706D6173 0x7420656C 0x736E6172 0x69746361 0x00006E6F 0x00000000 0x00000000 0x00000000 0x00000000 0x00000000 0x00000000	"sample-transaction"
szGuid	0x30616162 0x35373734	"BAA04775-8F43-4F49-ADEF-5A1B2151190B"

Field	Value	Description
	0x3466382d 0x66342d33 0x612d3934 0x2d666564 0x62316135 0x31353132 0x62303931 0x00000000	
dwcbHostName	0x0000000a	10
dwReserved1	0xcd64cd64	dwReserved1: 0xcd64cd64
grbComProtsSupported	0x00000021	PROT_IP_TCP PROT_LRPC
szHostName	0x6863614d 0x5f656e69 0x00000031	"Machine_1"
cbHostNameW	0x00000014	20
wszHostname	0x0061004D 0x00680063 0x006E0069 0x005F0065 0x00000031	L"Machine_1"

4.2.2 Unmarshaling the Transaction

To begin the unmarshaling process, the receiving **application** initiates a **connection** over its transport **session** with its **transaction manager**.

CONNTYPE_TXUSER_ASSOCIATE: The packet sequence starts when the receiving application initiates a connection by using CONNTYPE_TXUSER_ASSOCIATE.

Field	Value	Value description
MsgTag	0x00000005	MTAG_CONNECTION_REQ
fIsMaster	0x00000001	1
dwConnectionId	0x00000001	1
dwUserMsgType	0x00000011	CONNTYPE_TXUSER_ASSOCIATE
dwcbVarLenData	0x00000000	0
dwReserved1	0xcd64cd64	dwReserved1: 0xcd64cd64

The receiving application then sends a **TXUSER_ASSOCIATE MTAG_ASSOCIATE** user message with the information transmitted to the receiver in the **Propagation Token**.

Field	Value	Value description
MsgTag	0x000000FF	MTAG_USER_MESSAGE
fIsMaster	0x00000001	1
dwConnectionId	0x00000001	1
dwUserMsgType	0x00002031	TXUSER_ASSOCIATE_MTAG_ASSOCIATE
dwcbVarLenData	0x0000007C	124
dwReserved1	0xcd64cd64	dwReserved1: 0xcd64cd64
guidTx	0x4046037E 0x46C99722 0x06999883 0x35CB4123	4046037e-9722-46c9-9883-99062341cb35
isoLevel	0x00100000	ISOLATIONLEVEL_SERIALIZABLE
isoFlags	0x00000005	ISOFLAG_RETAIN_DONTCARE
cbSourceTmAddr	0x00000038	56
szDesc	0x706D6173 0x7420656C 0x736E6172 0x69746361 0x00006E6F 0x00000000 0x00000000 0x00000000 0x00000000 0x00000000	"sample transaction"
guidSignature	0xDC85CB48 0x11d2D8A5 0x8000828B 0x5AF70D5F	DC85CB48-D8A5-11d2-828B-00805F0DF75A
guidEndpoint	0xBAA04775 0x4F498F43 0x1B5AADEF 0x0B195121	BAA04775-8F43-4F49-ADEF-5A1B2151190B
grbComProtsSupported	0x00000021	PROT_IP_TCP PROT_LRPC
wszHostName	0x0061004d 0x00680063 0x006e0069 0x005f0065 0x00000031	L"Machine_1"

When the receiver's transaction manager receives the TXUSER_ASSOCIATE_MTAG_ASSOCIATE message, that transaction manager attempts to locate the **transaction** in its list of transaction objects by using the **transaction identifier**. If the transaction object is not found locally, the

transaction manager attempts to pull the transaction from the sender's transaction manager by using information received from the TXUSER_ASSOCIATE_MTAG_ASSOCIATE message (compare [Branching the Transaction](#)).

If the receiver's transaction manager can successfully locate the transaction object or if the requested transaction is successfully pulled to the receiver's transaction manager, it replies to the receiver with a [TXUSER_ASSOCIATE_MTAG_ASSOCIATED](#) user message.

Field	Value	Value description
MsgTag	0x00000FFF	MTAG_USER_MESSAGE
fIsMaster	0x00000000	0
dwConnectionId	0x00000001	1
dwUserMsgType	0x00002032	TXUSER_ASSOCIATE_MTAG_ASSOCIATED
dwcbVarLenData	0x00000000	0
dwReserved1	0xcd64cd64	dwReserved1: 0xcd64cd64

After the receiving application gets the TXUSER_ASSOCIATE_MTAG_ASSOCIATED response from its transaction manager (or if it receives an error response), no more user messages can be sent on this connection and the receiver initiates the disconnect sequence.

4.2.3 Branching the Transaction

If the receiver's **transaction manager** does not have a reference to the requested **transaction** in its list of transaction objects, it attempts to contact the sender's transaction manager. If successful, it requests a subordinate branch to the transaction through the sender's transaction manager.

To branch the transaction, the receiver's transaction manager needs to have a transport **session** with the sender's transaction manager. If there is no existing transport session, the receiver's transaction manager uses the OLETX_TM_ADDR information about the sender's transaction manager from the [Propagation Token \(section 2.2.5.4\)](#) to initiate a session between the two **participants**. Depending on the value of both participants' **contact identifiers**, the receiver's transaction manager initiates the transport session as either the primary or secondary partner.

To branch the transaction, the receiver's transaction manager initiates a **connection** over its transport session with the sender's transaction manager. If the transaction branching is successful, the **superior transaction manager** (that is, the sender's transaction manager) adds the receiver's transaction manager as a subordinate branch to the transaction.

[CONNTYPE_PARTNERTM_BRANCH](#): The packet sequence starts when the receiver's transaction manager initiates a CONNTYPE_PARTNERTM_BRANCH connection with the sender's transaction manager.

Field	Value	Value description
MsgTag	0x00000005	MTAG_CONNECTION_REQ
fIsMaster	0x00000001	1
dwConnectionId	0x00000001	1
dwUserMsgType	0x00000104	CONNTYPE_PARTNERTM_BRANCH
dwcbVarLenData	0x00000000	0

Field	Value	Value description
dwReserved1	0xcd64cd64	dwReserved1: 0xcd64cd64

The receiver's transaction manager then sends a [PARTNERTM_BRANCH_MTAG_BRANCHING](#) user message with the **transaction identifier** of the requested transaction.

Field	Value	Value description
MsgTag	0x00000FFF	MTAG_USER_MESSAGE
fIsMaster	0x00000001	1
dwConnectionId	0x00000001	1
dwUserMsgType	0x00002051	PARTNERTM_BRANCH_MTAG_BRANCHING
dwcbVarLenData	0x00000010	16
dwReserved1	0xcd64cd64	dwReserved1: 0xcd64cd64
guidTx	0x4046037E 0x46C99722 0x06999883 0x35CB4123	4046037e-9722-46c9-9883-99062341cb35

If the sender's transaction manager is able to create a subordinate branch, it responds to the receiver's transaction manager with a user message with *dwUserMsgType* equal to [PARTNERTM_BRANCH_MTAG_BRANCHED](#).

Field	Value	Value description
MsgTag	0x00000FFF	MTAG_USER_MESSAGE
fIsMaster	0x00000000	0
dwConnectionId	0x00000001	1
dwUserMsgType	0x00002052	PARTNERTM_BRANCH_MTAG_BRANCHED
dwcbVarLenData	0x00000000	0
dwReserved1	0xcd64cd64	dwReserved1: 0xcd64cd64

After receiving the [PARTNERTM_BRANCH_MTAG_BRANCHED](#) reply from the sender's transaction manager, the receiver's transaction manager keeps the connection open in order to process **two-phase commit** notifications from the sender's transaction manager. The sender's transaction manager has now become the superior transaction manager for this transaction; the receiver's transaction manager is now the **subordinate transaction manager**.

If the sender's transaction manager is unable to create a subordinate branch, it responds to the receiver's transaction manager with a user message with *dwUserMsgType* set to an error value. No more messages are sent on this connection and the receiver's transaction manager initiates the disconnect sequence. The receiver transaction manager then sends an appropriate error response to the receiver on the [TXUSER_ASSOCIATE_MTAG_ASSOCIATE](#) connection to inform the receiver of the failure to pull the transaction.

4.3 Transaction Marshaling Scenario (Push Propagation)

This scenario shows how an **application** or **resource manager** obtains access to an existing **transaction** through its **transaction manager** by using **push propagation**. Because the receiving application obtains knowledge of an existing transaction, this knowledge implies that there is another application that has access to an existing transaction. The receiving application obtains the necessary information from the existing transaction. Because **OleTx** does not prescribe application-to-application communication, an out-of-band mechanism (such as an application API) is needed to exchange this knowledge between the sending application and the receiving application.

Push propagation involves four main exchanges. The push sequence begins by the sending application (or sender) obtaining location information from the receiving application (or receiver) about its transaction manager, which is called the **whereabouts**. Subsequently, the sender uses the receiver's transaction manager whereabouts information to export the transaction. This exchange causes the sender's transaction manager to propagate the transaction to the receiver's transaction manager. The exchanges complete when the receiver imports the transaction from its transaction manager.

The scenario requires that the receiving application has established a transport **session** with a transaction manager and has negotiated its **connection resources**. The scenario also assumes that there is some out-of-band mechanism (an application API) that the sending and receiving applications use to exchange transactional information. In general, this API will also be necessary for the sending application to prescribe **work** for the receiving application to perform as part of the transaction.

4.3.1 Obtaining the Whereabouts of the Receiver's Transaction Manager

To push the **transaction** from the sender's **transaction manager** to the receiver's transaction manager, the sender obtains the location of the receiver's transaction manager. Specifically, the sender needs to populate an **OLETX_TM_ADDR** structure in order to perform an export. Typically, the receiver sends an **SWhereabouts** structure to the sender by using an out-of-band API. The **SWhereabouts** structure in this example contains two **STmToTmProtocol** structures: **SDtcCmEndpointInfoV1** and **SDtcCmEndpointInfoV2**.

Field	Value	Value description
guidSignature	0x2ADB4462 0x11D0BD41 0xC000B12E 0xEFF3C24F	2ADB4462-BD41-11D0-B12E-00C04FC2F3EF
cTmToTmProtocols	0x00000002	2
tmprotDescribed	0x00000002	TmProtocolMsdtcV1
cbTmProtocolData	0x0000001C	28
comprotSupported	0x00000021	PROT_IP_TCP PROT_LRPC
guidEndpointID	0xD2A6A4B9 0x48ABCDB0 0x34E3A68F 0x28611A9B	D2A6A4B9-CDB0-48AB-A68F-E3349B1A6128
szHostname	0x6863614d 0x00026e69	"Machine_2"
tmprotDescribed	0x00000003	TmProtocolMsdtcV2
cbTmProtocolData	0x00000014	20

Field	Value	Value description
wszHostname	0x0061004d 0x00680063 0x006e0069 0x005f0065 0x00000031	L"Machine_2"

4.3.2 Exporting the Transaction

To export the **transaction**, the sending **application** needs to have a [CONNTYPE_TXUSER_EXPORT connection](#) established with the **transaction manager**. If a connection is not established, the sender needs to initiate one now.

CONNTYPE_TXUSER_EXPORT: The packet sequence starts when the sender initiates a CONNTYPE_TXUSER_EXPORT connection with its transaction manager.

Field	Value	Value description
MsgTag	0x00000005	MTAG_CONNECTION_REQ
fIsMaster	0x00000001	1
dwConnectionId	0x00000002	2
dwUserMsgType	0x00000004	CONNTYPE_TXUSER_EXPORT
dwcbVarLenData	0x00000000	0
dwReserved1	0xcd64cd64	dwReserved1: 0xcd64cd64

The sending application then sends to its transaction manager a [TXUSER_EXPORT_MTAG_CREATE](#) user message on that connection specifying the receiver's transaction manager in an [OLETX_TM_ADDR](#) structure.

Field	Value	Value description
MsgTag	0x00000FFF	MTAG_USER_MESSAGE
fIsMaster	0x00000001	1
dwConnectionId	0x00000002	2
dwUserMsgType	0x00001041	TXUSER_EXPORT_MTAG_CREATE
dwcbVarLenData	0x00000038	56
dwReserved1	0xcd64cd64	dwReserved1: 0xcd64cd64
guidSignature	0xDC85CB48 0x11d2D8A5 0x8000828B 0x5AF70D5F	DC85CB48-D8A5-11d2-828B-00805F0DF75A
guidEndpoint	0xD2A6A4B9 0x48ABCDB0	D2A6A4B9-CDB0-48AB-A68F-E3349B1A6128

Field	Value	Value description
	0x34E3A68F 0x28611A9B	
grbComProtsSupported	0x00000021	PROT_IP_TCP PROT_LRPC
wszHostName	0x0061004d 0x00680063 0x006e0069 0x005f0065 0x00000032	L"Machine_2"

When the sender's transaction manager receives the create message, it converts the transaction manager information received in the OLETX_TM_ADDR structure to a Name object and stores the Name object in the **Connection-Specific Data** field of the connection object. If this operation is successful, the transaction manager responds to the sender with a [TXUSER_EXPORT_MTAG_CREATED](#) user message.

Field	Value	Value description
MsgTag	0x00000FFF	MTAG_USER_MESSAGE
fIsMaster	0x00000000	0
dwConnectionId	0x00000002	2
dwUserMsgType	0x00001042	TXUSER_EXPORT_MTAG_CREATED
dwcbVarLenData	0x00000000	0
dwReserved1	0xcd64cd64	dwReserved1: 0xcd64cd64

After the export connection is created, the sender requests that the transaction be exported to the receiver's transaction manager by sending a [TXUSER_EXPORT_MTAG_EXPORT](#) user message to its transaction manager. This message specifies the identifier of the transaction that the sender wants to have exported in the **guidTx** field of the message.

Field	Value	Value description
MsgTag	0x00000FFF	MTAG_USER_MESSAGE
fIsMaster	0x00000001	1
dwConnectionId	0x00000002	2
dwUserMsgType	0x00001043	TXUSER_EXPORT_MTAG_EXPORT
dwcbVarLenData	0x00000010	16
dwReserved1	0xcd64cd64	dwReserved1: 0xcd64cd64
guidTx	0x4046037E 0x46C99722 0x06999883 0x35CB4123	4046037e-9722-46c9-9883-99062341cb35

When the sender's transaction manager receives the export message, it attempts to propagate the transaction to the receiver's transaction manager. If the propagation is successful, the transaction manager sends to the sender a [TXUSER_EXPORT_MTAG_EXPORTED](#) user message.

Field	Value	Value description
MsgTag	0x00000FFF	MTAG_USER_MESSAGE
fIsMaster	0x00000000	0
dwConnectionId	0x00000002	2
dwUserMsgType	0x00001044	TXUSER_EXPORT_MTAG_EXPORTED
dwcbVarLenData	0x00000000	0
dwReserved1	0xcd64cd64	dwReserved1: 0xcd64cd64

When the sender receives the exported message, it sends information to the receiving application by using an out-of-band API that the exported transaction can be imported.

The sender can either close the export connection with its transaction manager by initiating the disconnect sequence, or it can maintain the connection for future exporting of transactions to the receiver's transaction manager.

4.3.3 Propagating the Transaction

When the sending **transaction manager** receives the export message from the sending **application**, the transaction manager attempts to propagate the **transaction** to the receiving transaction manager. If a transport **session** has not yet been established, the sending transaction manager attempts to establish the session now.

After a transport session is established between the sending transaction manager and the receiving transaction manager and **resources** are negotiated, the sending transaction manager initiates a [CONNTYPE_PARTNERTM_PROPAGATE connection](#) with the receiving transaction manager.

CONNTYPE_PARTNERTM_PROPAGATE: The packet sequence starts when the sending transaction manager initiates a CONNTYPE_PARTNERTM_PROPAGATE connection with the receiving transaction manager.

Field	Value	Value description
MsgTag	0x00000005	MTAG_CONNECTION_REQ
fIsMaster	0x00000001	1
dwConnectionId	0x00000001	1
dwUserMsgType	0x00000101	CONNTYPE_PARTNERTM_PROPAGATE
dwcbVarLenData	0x00000000	0
dwReserved1	0xcd64cd64	dwReserved1: 0xcd64cd64

The sending transaction manager then sends a [PARTNERTM_PROPAGATE_MTAG_PROPAGATE](#) user message to the receiving transaction manager and specifies the **transaction identifier** (guidTx), the isolation level (isoLevel), the **transaction description** (szDesc), and the isolation flags (isoFlags).

Field	Value	Value description
MsgTag	0x00000FFF	MTAG_USER_MESSAGE
fIsMaster	0x00000001	1
dwConnectionId	0x00000001	1
dwUserMsgType	0x00002001	PARTNERTM_PROPAGATE_MTAG_PROPAGATE
dwcbVarLenData	0x0000003c	60
dwReserved1	0xcd64cd64	dwReserved1: 0xcd64cd64
guidTx	0x4046037E 0x46C99722 0x06999883 0x35CB4123	4046037e-9722-46c9-9883-99062341cb35
isoLevel	0x00100000	ISOLATIONLEVEL_SERIALIZABLE
szDesc	0x706D6173 0x7420656C 0x736E6172 0x69746361 0x00006E6F 0x00000000 0x00000000 0x00000000 0x00000000 0x00000000 0x00000000	"sample transaction"

When the receiving transaction manager receives the message, it adds the transaction to its list of known transactions. If the propagation is successful, the receiving transaction manager sends to the sending transaction manager a [PARTNERTM_PROPAGATE_MTAG_PROPAGATED](#) user message.

Field	Value	Value description
MsgTag	0x00000FFF	MTAG_USER_MESSAGE
fIsMaster	0x00000000	0
dwConnectionId	0x00000001	1
dwUserMsgType	0x00002002	PARTNERTM_PROPAGATE_MTAG_PROPAGATED
dwcbVarLenData	0x00000000	0
dwReserved1	0xcd64cd64	dwReserved1: 0xcd64cd64

When the sending transaction manager receives the PARTNERTM_PROPAGATE_MTAG_PROPAGATED message, it adds the receiving transaction manager as a subordinate branch to its list of **enlistments** for the transaction. If the **subordinate transaction manager** is successfully added, the sending transaction manager replies to the sender that the export completed successfully.

The sending transaction manager keeps the connection alive for future **two-phase commit** processing when the transaction is committed or aborted.

4.3.4 Importing the Transaction

When the sender receives notification that the **transaction** was successfully exported to the receiving **transaction manager**, the sender sends the **transaction identifier** (guidTx) to the receiver by using its out-of-band API so that the receiver can import the transaction.

To import the transaction, the receiver needs to initiate a [CONNTYPE_TXUSER_IMPORT connection](#) with its transaction manager.

CONNTYPE_TXUSER_IMPORT: The packet sequence starts when the receiver initiates a CONNTYPE_TXUSER_IMPORT connection with its transaction manager.

Field	Value	Value Description
MsgTag	0x00000005	MTAG_CONNECTION_REQ
fIsMaster	0x00000001	1
dwConnectionId	0x00000001	1
dwUserMsgType	0x00000002	CONNTYPE_TXUSER_IMPORT
dwcbVarLenData	0x00000000	0
dwReserved1	0xcd64cd64	dwReserved1: 0xcd64cd64

The receiver then sends a [TXUSER_IMPORT_MTAG_IMPORT](#) user message to the its transaction manager and specifies the transaction identifier (guidTx).

Field	Value	Value Description
MsgTag	0x00000FFF	MTAG_USER_MESSAGE
fIsMaster	0x00000001	1
dwConnectionId	0x00000001	1
dwUserMsgType	0x00001021	TXUSER_IMPORT_MTAG_IMPORT
dwcbVarLenData	0x00000010	16
dwReserved1	0xcd64cd64	dwReserved1: 0xcd64cd64
guidTx	0x4046037E 0x46C99722 0x06999883 0x35CB4123	4046037e-9722-46c9-9883-99062341cb35

When the transaction manager receives the TXUSER_IMPORT_MTAG_IMPORT message from the receiver, it attempts to find the transaction identifier (guidTx) in its list of known transactions. If it locates the transaction with that identifier, the transaction manager replies to the receiver with a [TXUSER_IMPORT_MTAG_IMPORTED](#) user message that specifies the isolation level (isoLevel) and isolation flags (isoFlags) of the transaction.

Field	Value	Value Description
MsgTag	0x00000FFF	MTAG_USER_MESSAGE
fIsMaster	0x00000000	0

Field	Value	Value Description
dwConnectionId	0x00000001	1
dwUserMsgType	0x00001022	TXUSER_IMPORT_MTAG_IMPORTED
dwcbVarLenData	0x00000008	8
dwReserved1	0xcd64cd64	dwReserved1: 0xcd64cd64
isoLevel	0x00100000	ISOLATIONLEVEL_SERIALIZABLE
isoFlags	0x00000005	ISOFLAG_RETAIN_DONTCARE

When the receiving **application** gets the TXUSER_IMPORT_MTAG_IMPORTED message, it can enlist on the transaction (if it is a **resource manager**) or marshal the transaction to another application. The receiving application can also attempt to abort the transaction by using the connection. If the receiver does not intend to abort the transaction, it initiates the disconnect sequence.

4.4 Simple Enlistment Scenario

This scenario shows how a **resource manager** registers with a **transaction manager**, enlists on an existing **transaction**, and then responds to the **enlistment** notifications from the transaction manager. This scenario does not address resource manager **recovery**, which is described in the next section.

The scenario begins by the resource manager establishing a transport **session** with a transaction manager and negotiating its **connection resources**. It also assumes that there is some out-of-band mechanism (for example, **application API**) by which an external application is able to send the resource manager **work** to perform as part of an existing transaction. The resource manager is expected to follow the **two-phase commit** protocol.

4.4.1 Registering with the Transaction Manager as a Resource Manager

Before a **resource manager** can participate in transactional **work**, it needs to register as a resource manager with a **transaction manager**.

[CONNTYPE_TXUSER_RESOURCEMANAGER](#): The packet sequence starts when the resource manager initiates a CONNTYPE_TXUSER_RESOURCEMANAGER **connection**.

Field	Value	Value description
MsgTag	0x00000005	MTAG_CONNECTION_REQ
fIsMaster	0x00000001	1
dwConnectionId	0x00000002	2
dwUserMsgType	0x00000005	CONNTYPE_TXUSER_RESOURCEMANAGER
dwcbVarLenData	0x00000000	0
dwReserved1	0xcd64cd64	dwReserved1: 0xcd64cd64

The resource manager then sends a [TXUSER_RESOURCEMANAGER_MTAG_CREATE](#) user message that specifies a **GUID** that uniquely identifies the resource manager (guidRm) and a session GUID that uniquely identifies this **session** of the resource manager (guidSession). The session GUID can be either a unique GUID that is created each time the resource manager starts up, or a **NULL GUID**.

Field	Value	Value description
MsgTag	0x00000FFF	MTAG_USER_MESSAGE
fIsMaster	0x00000001	1
dwConnectionId	0x00000002	2
dwUserMsgType	0x00001051	TXUSER_RESOURCEMANAGER_MTAG_CREATE
dwcbVarLenData	0x00000020	32
dwReserved1	0xcd64cd64	dwReserved1: 0xcd64cd64
guidRm	0xE7BAEBDF 0x4E2BDC69 0xA1699FF1 0x772859D3	E7BAEBDF-DC69-4E2B-9FF1-69A1D3592877
guidSession	0x8F5204B3 0x466A5FB9 0xAF2DA0B8 0xAAD9CB3F	8F5204B3-5FB9-466A-A0B8-2DAF3FCBD9AA

If guidRm does not identify a resource manager already registered with the transaction manager, the transaction manager adds the resource manager to its list of registered resource managers and sends to the resource manager a [TXUSER_RESOURCEMANAGER_MTAG_REQUEST_COMPLETE](#) user message.

Field	Value	Value description
MsgTag	0x00000FFF	MTAG_USER_MESSAGE
fIsMaster	0x00000000	0
dwConnectionId	0x00000002	2
dwUserMsgType	0x00001053	TXUSER_RESOURCEMANAGER_MTAG_REQUEST_COMPLETE
dwcbVarLenData	0x00000000	0
dwReserved1	0xcd64cd64	dwReserved1: 0xcd64cd64

The resource manager needs to keep this connection open for the duration of its lifetime. If the connection is terminated, any unprepared **transactions** are aborted.

4.4.2 Enlisting in an Existing Transaction

To enlist in an existing **transaction**, the **resource manager** needs to have knowledge of the existing transaction, which likely happened as a result of marshaling the transaction from an **application** to the resource manager.

[CONNTYPE_TXUSER_ENLISTMENT](#): The packet sequence starts when the resource manager initiates a **connection** by using CONNTYPE_TXUSER_ENLISTMENT.

Field	Value	Value description
MsgTag	0x00000005	MTAG_CONNECTION_REQ
fIsMaster	0x00000001	1

Field	Value	Value description
dwConnectionId	0x00000002	2
dwUserMsgType	0x00000003	TXUSER_ENLISTMENT_MTAG_ENLIST
dwcbVarLenData	0x00000000	0
dwReserved1	0xcd64cd64	dwReserved1: 0xcd64cd64

The resource manager then sends a [TXUSER_ENLISTMENT_MTAG_ENLIST](#) user message specifying the **transaction identifier** (guidTx), the **resource manager identifier** (guidRm), and the **resource manager session identifier** (guidSession).

Field	Value	Value description
MsgTag	0x00000FFF	MTAG_USER_MESSAGE
fIsMaster	0x00000001	1
dwConnectionId	0x00000002	2
dwUserMsgType	0x00001031	TXUSER_ENLISTMENT_MTAG_ENLIST
dwcbVarLenData	0x00000030	48
dwReserved1	0xcd64cd64	dwReserved1: 0xcd64cd64
guidTx	0x4046037E 0x46C99722 0x06999883 0x35CB4123	4046037e-9722-46c9-9883-99062341cb35
guidRm	0xE7BAEBDF 0x4E2BDC69 0xA1699FF1 0x772859D3	E7BAEBDF-DC69-4E2B-9FF1-69A1D3592877
guidSession	0x8F5204B3 0x466A5FB9 0xAF2DA0B8 0xAAD9CB3F	8F5204B3-5FB9-466A-A0B8-2DAF3FCBD9AA

If the **transaction manager** can enlist the resource manager in the requested transaction, the transaction manager adds the resource manager to its list of subordinate **enlistments** and replies to the resource manager with a [TXUSER_ENLISTMENT_MTAG_ENLISTED](#) user message.

Field	Value	Value description
MsgTag	0x00000FFF	MTAG_USER_MESSAGE
fIsMaster	0x00000000	0
dwConnectionId	0x00000002	2
dwUserMsgType	0x00001032	TXUSER_ENLISTMENT_MTAG_ENLISTED
dwcbVarLenData	0x00000000	0

Field	Value	Value description
dwReserved1	0xcd64cd64	dwReserved1: 0xcd64cd64

The resource manager is now enlisted on the transaction and is now waiting for **two-phase commit** notifications from the transaction manager. During the time that the resource manager is enlisted on the transaction, the resource manager typically receives from some external application the instructions (that is, **work**) to perform as part of the transaction.

4.4.3 Responding to Enlistment Notifications

When the **transaction** is committed, the **transaction manager** receives notification to prepare the transaction.

4.4.3.1 Responding to a Prepare Request Message

As part of the prepare process, the **transaction manager** sends [TXUSER_ENLISTMENT_MTAG_PREPAREREQ](#) user messages to each of its subordinate **resource managers**.

Field	Value	Value description
MsgTag	0x00000FFF	MTAG_USER_MESSAGE
fIsMaster	0x00000000	0
dwConnectionId	0x00000002	2
dwUserMsgType	0x00001033	TXUSER_ENLISTMENT_MTAG_PREPAREREQ
dwcbVarLenData	0x00000008	8
dwReserved1	0xcd64cd64	dwReserved1: 0xcd64cd64
grFRM	0x00000000	0
fSinglePhase	0x00000000	0

When the resource manager successfully completes its prepare **work**, it replies to its transaction manager by using a [TXUSER_ENLISTMENT_MTAG_PREPAREREQDONE](#) user message that has the prepareReqDone value set to TXUSER_ENLISTMENT_PREPAREREQDONE_OK.

Field	Value	Value description
MsgTag	0x00000FFF	MTAG_USER_MESSAGE
fIsMaster	0x00000001	1
dwConnectionId	0x00000002	2
dwUserMsgType	0x00001036	TXUSER_ENLISTMENT_MTAG_PREPAREREQDONE
dwcbVarLenData	0x00000014	20
dwReserved1	0xcd64cd64	dwReserved1: 0xcd64cd64
prepareReqDone	0x00000000	TXUSER_ENLISTMENT_PREPAREREQDONE_OK
guidReason	0x00000000	00000000-0000-0000-0000-000000000000

Field	Value	Value description
	0x00000000 0x00000000 0x00000000	

The resource manager now waits for the **transaction outcome** from its transaction manager.

4.4.3.2 Responding to a Commit Request Message

If the **transaction manager** receives notification that the **transaction** is committed, it sends to the **resource manager** a [TXUSER_ENLISTMENT_MTAG_COMMITREQ](#) message.

Field	Value	Value description
MsgTag	0x00000FFF	MTAG_USER_MESSAGE
fIsMaster	0x00000000	0
dwConnectionId	0x00000002	2
dwUserMsgType	0x00001035	TXUSER_ENLISTMENT_MTAG_COMMITREQ
dwcbVarLenData	0x00000000	0
dwReserved1	0xcd64cd64	dwReserved1: 0xcd64cd64

When the resource manager successfully completes its commit **work**, it replies to its transaction manager with a [TXUSER_ENLISTMENT_MTAG_COMMITREQDONE](#) user message.

Field	Value	Value description
MsgTag	0x00000FFF	MTAG_USER_MESSAGE
fIsMaster	0x00000001	1
dwConnectionId	0x00000002	2
dwUserMsgType	0x00001038	TXUSER_ENLISTMENT_MTAG_COMMITREQDONE
dwcbVarLenData	0x00000000	0
dwReserved1	0xcd64cd64	dwReserved1: 0xcd64cd64

The resource manager has now completed all its work that is associated with the transaction and initiates the disconnect sequence on its [CONNTYPE_TXUSER_ENLISTMENT](#) **connection** with its transaction manager.

4.5 Transaction Manager Two-Phase Commit Scenario

This scenario shows how a **transaction manager** performs the **Two-Phase Commit** Protocol as both the [superior transaction manager facet](#) and the [subordinate transaction manager facet](#).

For this scenario, all **connections** that are associated with the **transaction** are extant. The **root transaction manager** has an existing [CONNTYPE_TXUSER_BEGIN2](#) connection between itself and the initiating **application**. Optionally, the transaction has one or more existing [CONNTYPE_PARTNERTM_BRANCH](#) or [CONNTYPE_PARTNERTM_PROPAGATE](#) connections between a **superior transaction manager facet** and its subordinate transaction manager facets. (A subordinate transaction manager facet can also act as a superior transaction manager facet if it has

any subordinate branches.) Optionally, each transaction manager also has one or more [CONNTYPE_TXUSER_ENLISTMENT](#) connections with its registered **resource managers**.

For this scenario, it is assumed that there are no **phase-zero** or **voter enlistments** and that the root transaction manager has more than one subordinate branch and thus will not perform a **single-phase commit**.

4.5.1 Phase One

The protocol sequence begins when the **root transaction manager** receives the [TXUSER_BEGIN2_MTAG_COMMIT](#) user message from the initiating **application** over its existing [CONNTYPE_TXUSER_BEGIN2 connection](#) (compare [Committing the Transaction](#)).

Field	Value	Value description
MsgTag	0x00000FFF	MTAG_USER_MESSAGE
fIsMaster	0x00000001	1
dwConnectionId	0x00000001	1
dwUserMsgType	0x00006003	TXUSER_BEGIN2_MTAG_COMMIT
dwcbVarLenData	0x00000004	4
dwReserved1	0xcd64cd64	dwReserved1: 0xcd64cd64
grFRM	0x00000000	0

The root transaction manager then iterates through the subordinate branches of each **transaction** and notifies the subordinates that the transaction processing has begun. The root transaction manager then waits for reply notifications from each of the subordinates in order to determine the **outcome** of the transaction.

4.5.1.1 Phase One - Subordinate Resource Managers

If the subordinate branch is a **resource manager** (that is, using a [CONNTYPE_TXUSER_ENLISTMENT connection](#)), the **transaction manager** sends a [TXUSER_ENLISTMENT_MTAG_PREPAREREQ](#) user message with fSinglePhase set to zero.

Field	Value	Value description
MsgTag	0x00000FFF	MTAG_USER_MESSAGE
fIsMaster	0x00000000	0
dwConnectionId	0x00000002	2
dwUserMsgType	0x00001033	TXUSER_ENLISTMENT_MTAG_PREPAREREQ
dwcbVarLenData	0x00000008	8
dwReserved1	0xcd64cd64	dwReserved1: 0xcd64cd64
grFRM	0x00000000	0
fSinglePhase	0x00000000	0

When the resource manager successfully completes its preparation **work**, it replies to its transaction manager by using a [TXUSER_ENLISTMENT_MTAG_PREPAREREQDONE](#) user message that has the prepareReqDone value set to TXUSER_ENLISTMENT_PREPAREREQDONE_OK.

Field	Value	Value description
MsgTag	0x00000FFF	MTAG_USER_MESSAGE
fIsMaster	0x00000001	1
dwConnectionId	0x00000002	2
dwUserMsgType	0x00001036	TXUSER_ENLISTMENT_MTAG_PREPAREREQDONE
dwcbVarLenData	0x00000014	20
dwReserved1	0xcd64cd64	dwReserved1: 0xcd64cd64
prepareReqDone	0x00000000	TXUSER_ENLISTMENT_PREPAREREQDONE_OK
guidReason	0x00000000 0x00000000 0x00000000 0x00000000	00000000-0000-0000-0000-000000000000

The resource manager now waits for a [TXUSER_ENLISTMENT_MTAG_ABORTREQ](#) or [TXUSER_ENLISTMENT_MTAG_COMMITREQ](#) message from its transaction manager to determine the **outcome** for the **transaction**.

4.5.1.2 Phase One - Subordinate Transaction Manager Facets

If the subordinate branch is a **transaction manager** (that is, it is using either a [CONNTYPE_PARTNERTM_BRANCH](#) or a [CONNTYPE_PARTNERTM_PROPAGATE connection](#)), the transaction manager sends a [PARTNERTM_PROPAGATE_MTAG_PREPAREREQ](#) user message that has **fSinglePhase** set to zero. If the connection was created by using CONNTYPE_PARTNERTM_BRANCH, **fIsMaster** is zero (0). If the connection was created by using CONNTYPE_PARTNERTM_PROPAGATE, **fIsMaster** is one (1).

Field	Value	Value description
MsgTag	0x00000FFF	MTAG_USER_MESSAGE
fIsMaster	0x00000000	0
dwConnectionId	0x00000001	1
dwUserMsgType	0x00002003	PARTNERTM_PROPAGATE_MTAG_PREPAREREQ
dwcbVarLenData	0x00000008	8
dwReserved1	0xcd64cd64	dwReserved1: 0xcd64cd64
grfRM	0x00000000	0
fSinglePhase	0x00000000	0

When the [subordinate transaction manager facet](#) receives the prepare request for a **transaction**, it then iterates through each of the transaction's subordinate branches and notifies the subordinates that the transaction processing has begun. The transaction manager waits for reply notifications from each of the subordinates in order to determine the **outcome** of the transaction.

If each subordinate branch of a transaction successfully prepares for the transaction (that is, each subordinate replies with a TXUSER_ENLISTMENT_PREPAREREQDONE_OK or PARTNERTM_PROPAGATE_PREPAREREQDONE_OK message depending on the **connection type**), the transaction manager replies to its [superior transaction manager facet](#) with a PARTNERTM_PROPAGATE_PREPAREREQDONE message that has **prepareReqDone** set to PARTNERTM_PROPAGATE_PREPAREREQDONE_OK. If the connection was created by using CONNTYPE_PARTNERTM_BRANCH, **fIsMaster** is one (1). If the connection was created by using CONNTYPE_PARTNERTM_PROPAGATE, **fIsMaster** is zero (0).

Field	Value	Value description
MsgTag	0x00000FFF	MTAG_USER_MESSAGE
fIsMaster	0x00000001	1
dwConnectionId	0x00000001	1
dwUserMsgType	0x00002006	PARTNERTM_PROPAGATE_MTAG_PREPAREREQDONE
dwcbVarLenData	0x00000014	20
dwReserved1	0xcd64cd64	dwReserved1: 0xcd64cd64
prepareReqDone	0x00000000	PARTNERTM_PROPAGATE_PREPAREREQDONE_OK
guidReason	0x00000000 0x00000000 0x00000000 0x00000000	00000000-0000-0000-0000-000000000000

The transaction manager now waits for a [PARTNERTM_PROPAGATE_MTAG_ABORTREQ](#) or [PARTNERTM_PROPAGATE_MTAG_COMMITREQ](#) message from its superior transaction manager facet to determine the outcome for the transaction.

4.5.1.3 Phase One - The Root Transaction Manager

If each subordinate branch of the **root transaction manager** successfully prepares for the **transaction** (that is, each subordinate replies with a TXUSER_ENLISTMENT_PREPAREREQDONE_OK or PARTNERTM_PROPAGATE_PREPAREREQDONE_OK message, depending on the **connection type**) the root transaction manager replies to the **application** that the transaction has committed. It replies by sending a [TXUSER_BEGIN2_MTAG_SINK_ERROR](#) message with an error value of TRUN_TXBEGIN_ERROR_NOTIFY_COMMITTED. For more information, see section [4.1.2](#).

Field	Value	Value description
MsgTag	0x00000FFF	MTAG_USER_MESSAGE
fIsMaster	0x00000000	0
dwConnectionId	0x00000001	1
dwUserMsgType	0x00006005	TXUSER_BEGIN2_MTAG_SINK_ERROR
dwcbVarLenData	0x00000004	4
dwReserved1	0xcd64cd64	dwReserved1: 0xcd64cd64
Error	0x0000001F	TRUN_TXBEGIN_ERROR_NOTIFY_COMMITTED

The root transaction manager then initiates [Phase Two](#) processing.

4.5.2 Phase Two

The **root transaction manager** begins [Phase Two](#) by iterating through each subordinate branch of the **transaction** and notifying the subordinates that Phase Two processing has begun. In this example, the transaction commits.

4.5.2.1 Phase Two - Subordinate Resource Managers

If the subordinate branch is a **resource manager** (that is, it uses a [CONNTYPE_TXUSER_ENLISTMENT connection](#)), the **transaction manager** sends a [TXUSER_ENLISTMENT_MTAG_COMMITREQ](#) user message.

Field	Value	Value description
MsgTag	0x00000FFF	MTAG_USER_MESSAGE
fIsMaster	0x00000000	0
dwConnectionId	0x00000001	1
dwUserMsgType	0x00001035	TXUSER_ENLISTMENT_MTAG_COMMITREQ
dwcbVarLenData	0x00000000	0
dwReserved1	0xcd64cd64	dwReserved1: 0xcd64cd64

When the resource manager successfully completes its commit **work**, it replies to its transaction manager with a [TXUSER_ENLISTMENT_MTAG_COMMITREQDONE](#) user message.

Field	Value	Value description
MsgTag	0x00000FFF	MTAG_USER_MESSAGE
fIsMaster	0x00000001	1
dwConnectionId	0x00000001	1
dwUserMsgType	0x00001038	TXUSER_ENLISTMENT_MTAG_COMMITREQDONE
dwcbVarLenData	0x00000000	0
dwReserved1	0xcd64cd64	dwReserved1: 0xcd64cd64

The resource manager has now completed all its work for the **transaction** and initiates the disconnect sequence on its [CONNTYPE_TXUSER_ENLISTMENT](#) connection with its transaction manager.

4.5.2.2 Phase Two - Subordinate Transaction Manager Facets

If the subordinate branch is a **transaction manager** (that is, it is using either a [CONNTYPE_PARTNERTM_BRANCH](#) or a [CONNTYPE_PARTNERTM_PROPAGATE connection](#)), the transaction manager sends a [PARTNERTM_PROPAGATE_MTAG_COMMITREQ](#) user message. If the connection was created by using [CONNTYPE_PARTNERTM_BRANCH](#), **fIsMaster** is zero (0). If the connection was created by using [CONNTYPE_PARTNERTM_PROPAGATE](#), **fIsMaster** is one (1).

Field	Value	Value description
MsgTag	0x00000FFF	MTAG_USER_MESSAGE
fIsMaster	0x00000000	0

Field	Value	Value description
dwConnectionId	0x00000001	1
dwUserMsgType	0x00002005	PARTNERTM_PROPAGATE_MTAG_COMMITREQ
dwcbVarLenData	0x00000000	0
dwReserved1	0xcd64cd64	dwReserved1: 0xcd64cd64

When the [Subordinate Transaction Manager Facet](#) receives the **commit request** for a **transaction**, it then iterates through each subordinate branch of the transaction and notifies the subordinates that the transaction is committed. The transaction manager then waits for reply notifications from each of the subordinates in order to complete [Phase Two](#) processing.

When each subordinate branch of the transaction replies that it has committed the transaction (that is, each subordinate replies with a TXUSER_ENLISTMENT_COMMITREQDONE_OK or PARTNERTM_PROPAGATE_COMMITREQDONE_OK message, depending on the **connection type**), the transaction manager replies to its [Superior Transaction Manager Facet](#) with a PARTNERTM_PROPAGATE_COMMITREQDONE message. If the connection was created by using CONNTYPE_PARTNERTM_BRANCH, **fIsMaster** is one (1). If the connection was created by using CONNTYPE_PARTNERTM_PROPAGATE, then **fIsMaster** is zero (0).

Field	Value	Value description
MsgTag	0x00000FFF	MTAG_USER_MESSAGE
fIsMaster	0x00000001	1
dwConnectionId	0x00000001	1
dwUserMsgType	0x00002008	PARTNERTM_PROPAGATE_MTAG_COMMITREQDONE
dwcbVarLenData	0x00000000	0
dwReserved1	0xcd64cd64	dwReserved1: 0xcd64cd64

The subordinate transaction manager facet has now completed all the **work** that is associated with the transaction. If the subordinate transaction manager facet's connection with its superior transaction manager facet is a CONNTYPE_PARTNERTM_BRANCH connection, the subordinate transaction manager facet initiates the disconnect sequence. If the subordinate transaction manager facet has any CONNTYPE_PARTNERTM_PROPAGATE connections with its subordinate branches, the subordinate transaction manager facet initiates the disconnect sequence on those subordinate branch connections.

4.5.2.3 Phase Two - The Root Transaction Manager

After the **root transaction manager** receives all reply notifications from each of its subordinates, the **transaction** life cycle is complete. If the root transaction manager has any [CONNTYPE_PARTNERTM_PROPAGATE connections](#) with its subordinate branches, the root transaction manager initiates the disconnect sequence on those subordinate branch connections.

4.6 Resource Manager Recovery Scenario

This scenario describes in more detail how a **resource manager** registers with a **transaction manager**, and how the resource manager drives its **recovery** process. The scenario begins by the resource manager establishing a transport **session** with a transaction manager and negotiating its **connection resources**.

4.6.1 Initializing the Recovery Process

After the **resource manager** registers with the **transaction manager** (compare [Registering with the Transaction Manager as a Resource Manager](#)), it initiates **recovery**. To perform recovery, the resource manager iterates through its log and locates all in-doubt **transactions** and requests their **outcome** by reenlisting in the transaction with the transaction manager.

4.6.2 Reenlisting in In-Doubt Transactions

To reenlist in any **transaction** that is in-doubt, the **resource manager** establishes a [CONNTYPE_TXUSER_REENLIST connection](#) with its **transaction manager**.

CONNTYPE_TXUSER_REENLIST: The packet sequence starts when the resource manager initiates a CONNTYPE_TXUSER_REENLIST connection.

Field	Value	Value description
MsgTag	0x00000005	MTAG_CONNECTION_REQ
fIsMaster	0x00000001	1
dwConnectionId	0x00000002	2
dwUserMsgType	0x00000006	CONNTYPE_TXUSER_REENLIST
dwcbVarLenData	0x00000000	0
dwReserved1	0xcd64cd64	dwReserved1: 0xcd64cd64

For each in-doubt transaction, the resource manager sends a [TXUSER_REENLIST MTAG_REENLIST](#) user message specifying the **transaction identifier** (guidTx), the time-out (in milliseconds) that it will wait for notification, and the **resource manager identifier** (guidRm). For this sample, the resource manager will wait 1 second (or 1000 milliseconds).

Field	Value	Value description
MsgTag	0x00000FFF	MTAG_USER_MESSAGE
fIsMaster	0x00000001	1
dwConnectionId	0x00000002	2
dwUserMsgType	0x00001061	TXUSER_REENLIST_MTAG_REENLIST
dwcbVarLenData	0x00000024	36
dwReserved1	0xcd64cd64	dwReserved1: 0xcd64cd64
guidTx	0x4046037E 0x46C99722 0x06999883 0x35CB4123	4046037e-9722-46c9-9883-99062341cb35
ulTimeout	0x000003E8	1000
guidRm	0xE7BAEBDF 0x4E2BDC69 0xA1699FF1 0x772859D3	E7BAEBDF-DC69-4E2B-9FF1-69A1D3592877

When transaction manager receives the reenlist request, it attempts to find the transaction in its list of known transactions. If the transaction manager cannot locate the transaction, it assumes that the transaction aborted and replies to the resource manager with a [TXUSER_REENLIST_MTAG_REENLIST_ABORTED](#) user message.

Field	Value	Value description
MsgTag	0x00000FFF	MTAG_USER_MESSAGE
fIsMaster	0x00000000	0
dwConnectionId	0x00000002	2
dwUserMsgType	0x00001062	TXUSER_REENLIST_MTAG_REENLIST_ABORTED
dwcbVarLenData	0x00000000	0
dwReserved1	0xcd64cd64	dwReserved1: 0xcd64cd64

If the transaction manager can locate the transaction, the transaction manager attempts to determine **outcome**. The transaction manager replies to the resource manager with a [TXUSER_REENLIST_MTAG_REENLIST_COMMITTED](#) or [TXUSER_REENLIST_MTAG_REENLIST_ABORTED](#) user message, as appropriate.

Field	Value	Value description
MsgTag	0x00000FFF	MTAG_USER_MESSAGE
fIsMaster	0x00000000	0
dwConnectionId	0x00000002	2
dwUserMsgType	0x00001063	TXUSER_REENLIST_MTAG_REENLIST_COMMITTED
dwcbVarLenData	0x00000000	0
dwReserved1	0xcd64cd64	dwReserved1: 0xcd64cd64

If the transaction manager is unable to determine outcome in the time-out period, the transaction manager replies to the resource manager with a [TXUSER_REENLIST_MTAG_REENLIST_TIMEOUT](#) user message.

Field	Value	Value description
MsgTag	0x00000FFF	MTAG_USER_MESSAGE
fIsMaster	0x00000000	0
dwConnectionId	0x00000002	2
dwUserMsgType	0x00001064	TXUSER_REENLIST_MTAG_REENLIST_TIMEOUT
dwcbVarLenData	0x00000000	0
dwReserved1	0xcd64cd64	dwReserved1: 0xcd64cd64

After the resource manager determines the outcome from the transaction manager, it performs any remaining commit or abort **work**, as appropriate. If the resource manager receives a time-out notification, it needs to maintain the in-doubt entries in its log unchanged. The resource manager will attempt to determine the outcome of these in-doubt transactions next time it performs recovery.

For any remaining in-doubt transactions, the resource manager needs to perform the previous steps for each in-doubt transaction.

If there are no more in-doubt transactions, the resource manager informs the transaction manager that it has completed its **recovery** process. The resource manager then initiates the disconnect sequence on this connection.

4.6.3 Completing Recovery

To complete **recovery**, the **resource manager** needs to send the **transaction manager** a [TXUSER_RESOURCEMANAGER_MTAG_REENLISTMENTCOMPLETE](#) user message over its [CONNTYPE_TXUSER_RESOURCEMANAGER connection](#).

Field	Value	Value description
MsgTag	0x00000FFF	MTAG_USER_MESSAGE
fIsMaster	0x00000001	1
dwConnectionId	0x00000001	1
dwUserMsgType	0x00001052	TXUSER_RESOURCEMANAGER_MTAG_REENLISTMENTCOMPLETE
dwcbVarLenData	0x00000000	0
dwReserved1	0xcd64cd64	dwReserved1: 0xcd64cd64

When the transaction manager receives the reenlistment complete notification, the transaction manager can clean up any **transactions** that are associated with the resource manager, such as the transactions in the [Failed to Notify](#) state. In response, the transaction manager sends the resource manager a [TXUSER_RESOURCEMANAGER_MTAG_REQUEST_COMPLETE](#) user message.

Field	Value	Value description
MsgTag	0x00000FFF	MTAG_USER_MESSAGE
fIsMaster	0x00000000	0
dwConnectionId	0x00000001	1
dwUserMsgType	0x00001053	TXUSER_RESOURCEMANAGER_MTAG_REQUEST_COMPLETE
dwcbVarLenData	0x00000000	0
dwReserved1	0xcd64cd64	dwReserved1: 0xcd64cd64

The resource manager will maintain this connection.

5 Security

5.1 Security Considerations for Implementers

The **transaction** processing protocol that is defined by this specification is intended for use in an environment where all **participants** are trusted to collaborate in driving transactions toward a final **outcome**.

Misuse of the **Two-Phase Commit** Protocol can enable participants to perform simple denial of service attacks on their **transaction managers**. Because transaction managers generally communicate with multiple participants simultaneously, this condition represents a denial of service to other participants.

Consequently, implementers need to take the following steps to ensure that transaction processing occurs in a secure environment:

- Each participant is expected to initialize [\[MS-CMPO\]](#) sessions by using mutual authentication, as specified in [\[MS-CMPO\]](#) section 3.2.1.1.
- All transaction manager and **resource manager** implementations uphold the following principles:
 - Every transaction reaches a common outcome for all participants, in accord with a correctly executed Two-Phase Commit Protocol.
- No transaction remains [In Doubt](#) for a longer period of time than the **application's** higher-layer business logic accepts. This particular determination is implementation-specific. [<38>](#)
- When authentication credentials are available, the **acceptor** is expected authorize incoming **connections** to ensure that the **initiator** is entitled to perform the actions that it is requesting. Implementations are recommended to adhere to the following authorization policies:
 1. The following **connection types** need to be accepted only for authenticated principals that have administrator privileges:
 - [CONNTYPE TXUSER RESOLVE](#)
 - [CONNTYPE TXUSER TRACE](#)

When incoming authentication is available, the above connection types are required to be established by a user identity that is authenticated as an administrator.

2. The following connection types need to be accepted only for authenticated principals whose principal name takes the form of <DomainName>\<MachineName>\$:
 - [CONNTYPE PARTNERTM PROPAGATE](#)
 - [CONNTYPE PARTNERTM REDELIVERCOMMIT](#)
 - [CONNTYPE PARTNERTM CHECKABORT](#)
 - [CONNTYPE PARTNERTM BRANCH](#)

When mutual authentication is required, the above connection types are required to be established by a user identity whose principal name takes the form of <DomainName>\<MachineName>\$ where <DomainName> is a NetBIOS domain name and <MachineName> matches the NetBIOS host name of the machine initiating the connection.

3. Transaction manager implementations need to ensure that the remote participant is a transaction manager for connection types that are used only between a **superior transaction manager** and a **subordinate transaction manager**.

An implementation can further restrict the set of supported connection types through configuration. These restrictions are reflected in the values of the **grfNetworkDtcAccess**, **grfXaTransactions**, and **grfOptions** fields of the [TXUSER_GETSECURITYFLAGS_MTAG_FETCHED](#) message.

5.2 Index of Security Parameters

Security parameter	Section
RPC security level	[MS-CMPO] section 3.2.1.1
Transaction manager security flags	3.2

6 Appendix A: Product Behavior

The information in this specification is applicable to the following Microsoft products or supplemental software. References to product versions include released service packs.

- Windows NT 4.0 operating system Option Pack for Windows NT Server
- Windows 2000 operating system
- Windows XP operating system
- Windows Server 2003 operating system
- Windows Vista operating system
- Windows Server 2008 operating system
- Windows 7 operating system
- Windows Server 2008 R2 operating system
- Windows 8 operating system
- Windows Server 2012 operating system
- Windows 8.1 operating system
- Windows Server 2012 R2 operating system
- Windows 10 operating system
- Windows Server 2016 operating system

Exceptions, if any, are noted below. If a service pack or Quick Fix Engineering (QFE) number appears with the product version, behavior changed in that service pack or QFE. The new behavior also applies to subsequent service packs of the product unless otherwise specified. If a product edition appears with the product version, behavior is different in that product edition.

Unless otherwise specified, any statement of optional behavior in this specification that is prescribed using the terms "SHOULD" or "SHOULD NOT" implies product behavior in accordance with the SHOULD or SHOULD NOT prescription. Unless otherwise specified, the term "MAY" implies that the product does not follow the prescription.

[<1> Section 2.1.2.3](#): While performing **push propagation**, the Name object (as specified in [\[MS-CMPO\]](#) section 3.2.1.4) of the **transaction manager** is represented by using the [NAMEOBJECTBLOB \(section 2.2.5.3\)](#) structure on Windows NT 4.0 Option Pack and is represented by using the [SWhereabouts \(section 2.2.5.11\)](#) structure on Windows 2000, Windows XP, Windows Server 2003, Windows Vista, Windows Server 2008 operating system, Windows 7, Windows Server 2008 R2 operating system, Windows 8, Windows Server 2012, Windows 8.1, Windows Server 2012 R2, Windows 10, and Windows Server 2016.

[<2> Section 2.2.1.1](#): MSDTC Connection Manager: OleTx Transaction Protocol version 1 is supported by all Windows versions. Version 2 is supported by Windows 2000, Windows XP, Windows Server 2003, Windows Vista, Windows Server 2008, Windows 7, Windows Server 2008 R2, Windows 8, Windows Server 2012, Windows 8.1, Windows 10, Windows Server 2012 R2, and Windows Server 2016. Version 4 is supported by Windows Server 2003, Windows Vista, Windows Server 2008, Windows 7, Windows Server 2008 R2, Windows 8, Windows Server 2012, Windows 8.1, Windows 10, Windows Server 2012 R2, and Windows Server 2016. Version 5 is supported by Windows Server 2003 operating system with Service Pack 1 (SP1), Windows Vista, Windows Server 2008, Windows 7, Windows Server 2008 R2, Windows 8, Windows Server 2012, Windows 8.1, Windows 10, Windows

Server 2012 R2, and Windows Server 2016. Version 6 is supported by Windows 7, Windows Server 2008 R2, Windows 8, Windows Server 2012, Windows 8.1, Windows Server 2012 R2, Windows 10, and Windows Server 2016.

<3> [Section 2.2.1.1.1](#): The **connection type** [CONNTYPE_TXUSER_EXTENDEDWHEREABOUTS](#) is not supported by Windows XP (excluding Windows XP operating system Service Pack 2 (SP2) and Windows XP operating system Service Pack 3 (SP3)), Windows NT operating system, Windows 2000, and Windows Server 2003.

<4> [Section 2.2.1.1.1](#): The connection type [CONNTYPE_TXUSER_EXTENDEDWHEREABOUTS](#) is not supported by Windows XP (excluding Windows XP SP2 and Windows XP SP3), Windows NT, Windows 2000, and Windows Server 2003.

<5> [Section 2.2.1.1.1](#): The connection type [CONNTYPE_TXUSER_PROMOTE](#) is not supported by Windows XP, Windows NT, Windows 2000, and Windows Server 2003.

<6> [Section 2.2.1.1.1](#): The connection type [CONNTYPE_TXUSER_PROMOTE](#) is not supported by Windows XP, Windows NT, Windows 2000, and Windows Server 2003.

<7> [Section 2.2.1.1.1](#): The connection type [CONNTYPE_TXUSER_SETTXTIMEOUT](#) is supported by Windows 2000 operating system Service Pack 4 (SP4) or later.

<8> [Section 2.2.1.1.1](#): The connection type [CONNTYPE_TXUSER_SETTXTIMEOUT2](#) is not supported by Windows XP, Windows NT, and Windows 2000.

<9> [Section 2.2.1.1.1](#): The connection type [CONNTYPE_TXUSER_SETTXTIMEOUT2](#) is not supported by Windows XP, Windows NT, and Windows 2000.

<10> [Section 2.2.1.1.1](#): The message [TXUSER_RESOLVE_MTAG_ACCESSDENIED](#) that is associated with connection type [CONNTYPE_TXUSER_RESOLVE](#) is not supported by Windows XP (excluding Windows XP SP2 and Windows XP SP3), Windows NT, and Windows 2000.

<11> [Section 2.2.1.1.3](#): Connection type [CONNTYPE_TXUSER_RESOURCEMANAGERINTERNAL](#) is not supported by Windows XP, Windows NT, Windows 2000, and Windows Server 2003.

<12> [Section 2.2.1.1.3](#): Connection type [CONNTYPE_TXUSER_RESOURCEMANAGERINTERNAL](#) is not supported by Windows XP, Windows NT, Windows 2000, and Windows Server 2003.

<13> [Section 2.2.4.1](#): The value that Windows places in this field is undefined.

<14> [Section 2.2.5.2](#): This structure is not supported on Windows NT and Windows 2000.

<15> [Section 2.2.5.3](#): On Windows NT 4.0 Option Pack and Windows 2000, this field is set to a nondeterministic 4-byte value.

<16> [Section 2.2.5.4](#): The **dwVersionMax** field value is 3 for Windows implementations, except for Windows NT 4.0 Option Pack, where the field value is 1, and for Windows 2000, where the field value is 2.

<17> [Section 2.2.5.9](#): The field **TmProtocolMsdtcV1** is included in the SWhereabouts structure on Windows NT 4.0 Option Pack, Windows 2000, Windows XP, Windows Server 2003, Windows Vista, Windows Server 2008, Windows 7, Windows Server 2008 R2, Windows 8, Windows Server 2012, Windows 8.1, Windows Server 2012 R2, Windows 10, and Windows Server 2016. The **TmProtocolMsdtcV2** field is included in the SWhereabouts structure on Windows 2000, Windows XP, Windows Server 2003, Windows Vista, Windows Server 2008, Windows 7, Windows Server 2008 R2, Windows 8, Windows Server 2012, Windows 8.1, Windows Server 2012 R2, Windows 10, and Windows Server 2016. The **TmProtocolTip** field is included in the SWhereabouts structure, if the transaction manager is so configured, on Windows 2000, Windows XP, Windows Server 2003, Windows Vista, Windows Server 2008, Windows 7, Windows Server 2008 R2, Windows 8, Windows Server 2012, Windows 8.1, Windows Server 2012 R2, Windows 10, and Windows Server 2016. The

TmProtocolExtended field is included in the SWhereabouts structure, if the transaction manager is so configured, on Windows XP SP3, Windows Server 2003 operating system with Service Pack 2 (SP2), Windows Server 2003 operating system with Service Pack 3 (SP3), Windows Vista, Windows Server 2008, Windows 7, Windows Server 2008 R2, Windows 8, Windows Server 2012, Windows 8.1, Windows Server 2012 R2, Windows 10, and Windows Server 2016.

<18> [Section 2.2.8.2.1.1.10](#): Windows does not have a maximum limit on the number of times an application can perform associate request on an already existing transaction by sending the [TXUSER_ASSOCIATE_MTAG_ASSOCIATE](#) message. Therefore, the [TXUSER_ASSOCIATE_MTAG_TOO_MANY_LOCAL](#) message is never sent by any Windows implementation.

<19> [Section 2.2.8.3.2.1](#): By default, Windows implementations require authentication with an account that is in the administrator group, except that Windows XP (excluding Windows XP SP2 and Windows XP SP3), Windows NT, and Windows 2000 do not require authentication. This behavior is configurable on Windows implementations other than on Windows XP, Windows NT, and Windows 2000, where it is not configurable.

<20> [Section 2.2.8.3.2.8](#): The message [TXUSER_RESOLVE_MTAG_NOT_CHILD](#) that is associated with connection type CONNTYPE_TXUSER_RESOLVE is never sent by any Windows implementation.

<21> [Section 2.2.10.2.2.8](#): Windows limits **transactions** to 32 direct **enlistments**.

<22> [Section 3.1.4.3](#): Regarding the MSDTC Connection Manager: OleTx Transaction Protocol **connection** establishment in Windows, an MSDTC Connection Manager: OleTx Transaction Protocol **session** partner does send connection requests for connection types that it supports (when required by the protocol rules; see section 3). The [CONNTYPE_TXUSER_EXPORT2 \(section 2.2.8.2.2.3\)](#) and [CONNTYPE_TXUSER_PROMOTE \(section 2.2.8.1.3\)](#) could be sent to the other partner, which might not support these connection types. As a result, the requests for the unsupported connection types are rejected with an [MTAG_CONNECTION_REQ_DENIED \(\[MS-CMP\] section 2.2.5\)](#). When the [CONNTYPE_TXUSER_PROMOTE](#) connection type is rejected, Windows implementations return the failure result to the higher business layer. When the [CONNTYPE_TXUSER_EXPORT2](#) connection type is rejected, Windows implementations fall back to the [CONNTYPE_TXUSER_EXPORT \(section 2.2.8.2.2.2\)](#) connection type.

<23> [Section 3.1.4.3](#): Regarding the sending of messages over an established MSDTC Connection Manager: OleTx Transaction Protocol connection in Windows, an MSDTC Connection Manager: OleTx Transaction Protocol session partner never sends messages that it supports (when required by the protocol rules) (see section 3), but that are not supported by the negotiated protocol version (in the context of the connection's connection type) with one exception: [TXUSER_RESOLVE_MTAG_ACCESSDENIED \(section 2.2.8.3.2.1\)](#). For [TXUSER_RESOLVE_MTAG_ACCESSDENIED](#), a partner that supports this message sends it (when required by protocol rules) even if it is not supported by the negotiated protocol version.

<24> [Section 3.1.6](#): On receiving an invalid message on a connection, the **participant** terminates the associated session on Windows XP operating system Service Pack 1 (SP1), Windows 2000, and the Windows NT 4.0 Option Pack.

<25> [Section 3.2.3](#): No authentication is supported by Windows NT 4.0 Option Pack, Windows 2000, Windows XP, Windows Server 2003, Windows Vista, Windows Server 2008, Windows 7, Windows Server 2008 R2, Windows 8, Windows Server 2012, Windows 8.1, Windows Server 2012 R2, Windows 10, and Windows Server 2016. Incoming authentication and mutual authentication are supported by Windows XP SP2, Windows Server 2003 with SP1, Windows Vista, Windows Server 2008, Windows 7, Windows Server 2008 R2, Windows 8, Windows Server 2012, Windows 8.1, Windows Server 2012 R2, Windows 10 and Windows Server 2016. The security level is configurable to any of the three values on Windows XP SP2, Windows Server 2003 with SP1, Windows Vista, Windows Server 2008, Windows 7, Windows Server 2008 R2, Windows 8, Windows Server 2012, Windows 8.1, Windows Server 2012 R2, Windows 10, and Windows Server 2016.

<26> [Section 3.2.3.1](#): The **Timeout** field value defaults to zero on Windows implementations.

<27> [Section 3.2.3.2](#): On Windows NT 4.0 Option Pack, Windows 2000, Windows XP, Windows Server 2003, Windows Vista, Windows Server 2008, Windows 7, Windows Server 2008 R2, Windows 8, Windows Server 2012, Windows 8.1, Windows Server 2012 R2, Windows 10, and Windows Server 2016, the log size is configurable and stored in the registry. The default log size value is 4 MB, and the default maximum size is 512 MB.

<28> [Section 3.2.3.3](#): The [Core Transaction Manager Facet \(section 1.3.3.3.1\)](#) ensures that transactions with duplicate identifiers are not created; however, for Windows Vista the application of Windows Vista operating system with Service Pack 1 (SP1) is required to restore the correct protocol behavior and ensure that transactions with duplicate identifiers are not created.

<29> [Section 3.2.7.11](#): The limit of Subordinate Enlistments depends on the type of Enlistment. The default limit on Subordinate Transaction Manager Enlistments is 64 on Windows implementations, except for Windows NT 4.0 Option Pack, where the limit is 16. The limit on Subordinate **Resource Manager** Enlistments for Windows implementations is 32.

<30> [Section 3.2.7.13](#): The Core Transaction Manager Facet (section 1.3.3.3.1) ensures that transactions with duplicate identifiers are not created; however, Windows Vista does not ensure that transactions with duplicate identifiers are not created and requires the application of Windows Vista SP1 to restore the correct protocol behavior.

<31> [Section 3.2.7.21](#): The limit of Subordinate Enlistments depends on the type of Enlistment. The default limit on Subordinate Transaction Manager Enlistments is 64 on Windows implementations, except for Windows NT 4.0 Option Pack, where the limit is 16. The limit on Subordinate Resource Manager Enlistments for Windows implementations is 32.

<32> [Section 3.3.4.1](#): In Windows Vista, the Core Transaction Manager Facet (section 1.3.3.3.1) does not ensure that transactions with duplicate identifiers are not created. If an identifier that already exists in the transaction table is sent as the **guidTX** field with [TXUSER BEGINNER MTAG PROMOTE Message \(section 3.4.5.1.3.1\)](#), a duplicate entry having the same **transaction identifier** will be created in the transaction table. As a result, the transaction identifier having duplicate entries in the transaction table is not uniquely mapped to a single transaction object and any subsequent lookup for a transaction object with this identifier can return any one of the duplicate transaction objects. Any subsequent processing rule that involves finding a transaction object by this transaction identifier can have an undefined outcome as a result of this Windows Vista-specific behavior. This undefined behavior was identified post release and has since been addressed in subsequent releases. An implementation avoids duplicate transaction identifiers when beginning a transaction that uses the [CONNTYPE TXUSER PROMOTE connection type \(section 3.3.4.1.3\)](#) by always using a new **GUID** as specified in [\[RFC4122\]](#) for the predetermined transaction identifier.

<33> [Section 3.4.5.3.2.1](#): By default, authentication is required with an account that is in the administrator group, with the exception that Windows XP (excluding Windows XP SP2 and Windows XP SP3), Windows NT, and Windows 2000 do not require authentication. This behavior is not configurable on Windows XP, Windows NT, or Windows 2000.

<34> [Section 3.4.5.3.2.2](#): By default, authentication is required with an account that is in the administrator group, with the exception that Windows XP (excluding Windows XP SP2 and Windows XP SP3), Windows NT, and Windows 2000 do not require authentication. This behavior is not configurable on Windows XP, Windows NT, or Windows 2000.

<35> [Section 3.4.5.3.2.3](#): By default, authentication is required with an account that is in the administrator group, with the exception that Windows XP (excluding Windows XP SP2 and Windows XP SP3), Windows NT, and Windows 2000 do not require authentication. This behavior is not configurable on Windows XP, Windows NT, or Windows 2000.

<36> [Section 3.7.2.1](#): The value is 1000 milliseconds if the transport is down. Otherwise the default value is 500 milliseconds for Windows implementations. This value is not configurable.

[<37> Section 3.8.2.1](#): The value is 1000 milliseconds for Windows implementations. This value is not configurable.

[<38> Section 5.1](#): Mutual authentication is used by default for Windows implementations, except that no authentication is used on Windows NT 4.0 Option Pack, Windows 2000, and Windows XP SP1.

7 Change Tracking

No table of changes is available. The document is either new or has had no changes since its last release.

8 Index

A

Abstract data model
 application ([section 3.1.1](#) 150, [section 3.3.1](#) 194, [section 3.4.1](#) 253)
 core transaction manager ([section 3.1.1](#) 150, [section 3.2.1](#) 156)
 resource manager ([section 3.1.1](#) 150, [section 3.5.1](#) 315, [section 3.6.1](#) 343)
 subordinate transaction manager ([section 3.1.1](#) 150, [section 3.8.1](#) 399)
 superior transaction manager ([section 3.1.1](#) 150, [section 3.7.1](#) 375)
 transaction manager ([section 3.1.1](#) 150, [section 3.4.1](#) 253, [section 3.6.1](#) 343)
[Applicability](#) 51
Application
 abstract data model ([section 3.1.1](#) 150, [section 3.3.1](#) 194, [section 3.4.1](#) 253)
 [connection types](#) 79
 [facet - role](#) 44
 higher-layer triggered events
 [beginning transaction](#) 222
 [changing transaction time-out](#) 223
 [creating export connection](#) 225
 [generating trace records for transaction](#) 227
 [importing transaction](#) 227
 [importing transaction with additional transaction attributes](#) 228
 [initiating transaction commit](#) 229
 [initiating transaction rollback](#) 230
 [obtaining extended whereabouts](#) 232
 [obtaining security configuration of transaction manager](#) 232
 overview ([section 3.1.5](#) 154, [section 3.3.4](#) 221, [section 3.4.4](#) 281)
 [pulling transaction](#) 233
 [pushing transaction](#) 234
 [resolving transaction](#) 234
 initialization ([section 3.1.3](#) 152, [section 3.3.3](#) 221, [section 3.4.3](#) 280)
 local events
 [Associate Transaction Failure](#) 302
 [Associate Transaction Success](#) 303
 [Begin Commit](#) 303
 [Begin In Doubt](#) 304
 [Begin Rollback](#) 304
 [Begin Voting](#) 305
 [Connection Disconnected](#) 156
 [Create Transaction Failure](#) 305
 [Create Transaction Success](#) 306
 [Create Voter Enlistment Failure](#) 306
 [Create Voter Enlistment Success](#) 307
 [Export Transaction Failure](#) 307
 [Export Transaction Success](#) 308
 overview ([section 3.1.8](#) 155, [section 3.3.7](#) 253, [section 3.4.7](#) 302)
 [Phase One Complete](#) 309
 [Phase Zero Complete](#) 310
 [Register Phase Zero](#) 310
 [Resolve Transaction Complete](#) 311
 [Rollback Complete](#) 312

[Set Transaction Attributes Failure](#) 312
 [Set Transaction Attributes Success](#) 313
 [Set Transaction Timeout Failure](#) 313
 [Set Transaction Timeout Success](#) 314
 [Unilaterally Aborted](#) 314
 [message processing](#) 300
 transaction administration ([section 3.3.5.3](#) 248, [section 3.4.5.3](#) 295)
 transaction initiation and completion ([section 3.3.5.1](#) 235, [section 3.4.5.1](#) 281)
 [transaction manager administration](#) 252
 transaction propagation ([section 3.3.5.2](#) 241, [section 3.4.5.2](#) 286)
 [overview](#) 150
 [role](#) 41
 [sequencing rules](#) 300
 transaction administration ([section 3.3.5.3](#) 248, [section 3.4.5.3](#) 295)
 transaction initiation and completion ([section 3.3.5.1](#) 235, [section 3.4.5.1](#) 281)
 [transaction manager administration](#) 252
 transaction propagation ([section 3.3.5.2](#) 241, [section 3.4.5.2](#) 286)
 timer events ([section 3.1.7](#) 155, [section 3.3.6](#) 253, [section 3.4.6](#) 302)
 timers ([section 3.1.2](#) 152, [section 3.3.2](#) 221, [section 3.4.2](#) 280)
 [versioning](#) 153
[Associate Msg Version2 packet](#) 62
[Associate Msg Version3 packet](#) 62

C

[Capability negotiation](#) 52
[Capability negotiation mechanisms](#) 53
[Change tracking](#) 458
Connection types
 [application](#) 79
 resource manager
 [transaction recovery](#) 143
 [voting](#) 145
 [transaction administration](#) 108
 [transaction manager](#) 118
 [transaction manager propagation](#) 118
 [transaction propagation](#) 89
 [transaction recovery](#) 128
 version-specific aspects
 [relevant to applications](#) 57
 [relevant to resource managers](#) 59
 [relevant to transaction managers](#) 59
[Connections](#) 55
[CONNTYPE enumeration](#) 70
CONNTYPE_PARTNERTM_BRANCH
 [acceptor states](#) 379
 [initiator states](#) 403
 [overview](#) 125
CONNTYPE_PARTNERTM_CHECKABORT
 [acceptor states](#) 384
 [initiator states](#) 408
 [overview](#) 129
CONNTYPE_PARTNERTM_PROPAGATE
 [acceptor states](#) 399

[initiator states](#) 376
[overview](#) 118
 CONNNTYPE_PARTNERTM_REDELIVERCOMMIT
[acceptor states](#) 406
[initiator states](#) 382
[overview](#) 130
 CONNNTYPE_TXUSER_ASSOCIATE
[acceptor states](#) 259
[initiator states](#) 200
[overview](#) 89
 CONNNTYPE_TXUSER_BEGIN2
[acceptor states](#) 255
[initiator states](#) 196
[overview](#) 83
 CONNNTYPE_TXUSER_BEGINNER
[acceptor states](#) 253
[initiator states](#) 194
[overview](#) 79
 CONNNTYPE_TXUSER_ENLISTMENT
[acceptor states](#) 349
[initiator states](#) 321
[overview](#) 138
 CONNNTYPE_TXUSER_EXPORT
[acceptor states](#) 266
[initiator states](#) 207
[overview](#) 96
 CONNNTYPE_TXUSER_EXPORT2
[acceptor states](#) 268
[initiator states](#) 209
[overview](#) 101
 CONNNTYPE_TXUSER_EXTENDEDWHEREABOUTS
[acceptor states](#) 261
[overview](#) 94
[CONNNTYPE_TXUSER_EXTENDWHEREABOUTS -](#)
[initiator states](#) 202
 CONNNTYPE_TXUSER_GETSECURITYFLAGS
[acceptor states](#) 278
[initiator states](#) 220
[overview](#) 116
 CONNNTYPE_TXUSER_GETTXDETAILS
[acceptor states](#) 270
[initiator states](#) 211
[overview](#) 108
 CONNNTYPE_TXUSER_IMPORT
[acceptor states](#) 262
[initiator states](#) 203
[overview](#) 102
 CONNNTYPE_TXUSER_IMPORT2
[acceptor states](#) 264
[initiator states](#) 205
[overview](#) 105
 CONNNTYPE_TXUSER_PHASE0
[acceptor states](#) 347
[initiator states](#) 319
[overview](#) 134
 CONNNTYPE_TXUSER_PROMOTE
[acceptor states](#) 257
[initiator states](#) 198
[overview](#) 87
 CONNNTYPE_TXUSER_REENLIST
[acceptor states](#) 352
[initiator states](#) 323
[overview](#) 143
 CONNNTYPE_TXUSER_RESOLVE
[acceptor states](#) 271
[initiator states](#) 213
[overview](#) 110
 CONNNTYPE_TXUSER_RESOURCEMANAGER
[acceptor states](#) 344
[initiator states](#) 316
[overview](#) 131
 CONNNTYPE_TXUSER_RESOURCEMANAGERINTERNAL
[acceptor states](#) 345
[initiator states](#) 317
[overview](#) 133
 CONNNTYPE_TXUSER_SETTXXTIMEOUT
[acceptor states](#) 273
[initiator states](#) 215
[overview](#) 114
 CONNNTYPE_TXUSER_SETTXXTIMEOUT2
[acceptor states](#) 275
[initiator states](#) 217
[overview](#) 114
 CONNNTYPE_TXUSER_TRACE
[acceptor states](#) 277
[initiator states](#) 218
[overview](#) 115
 CONNNTYPE_TXUSER_VOTER
[acceptor states](#) 354
[initiator states](#) 325
[overview](#) 145
[Constants](#) 76
 Core transaction manager
 abstract data model ([section 3.1.1](#) 150, [section 3.2.1](#) 156)
 higher-layer triggered events ([section 3.1.5](#) 154, [section 3.2.4](#) 170)
 initialization
 [durable log](#) 170
 overview ([section 3.1.3](#) 152, [section 3.2.3](#) 168)
 transaction
 [object initialization](#) 169
 [recovery](#) 170
 local events
 [Associate Transaction](#) 171
 [Begin Commit](#) 172
 [Begin In Doubt](#) 173
 [Begin Phase One](#) 173
 [Begin Phase Zero](#) 173
 [Begin Rollback](#) 174
 [Begin Voting](#) 174
 [Branch Transaction Failure](#) 175
 [Branch Transaction Success](#) 175
 [Connection Disconnected](#) 156
 [Create Phase Zero Enlistment](#) 175
 [Create Subordinate Enlistment](#) 176
 [Create Superior Enlistment](#) 177
 [Create Transaction](#) 178
 [Create Voter Enlistment](#) 179
 [Enlistment Commit Complete](#) 179
 [Enlistment Phase One Complete](#) 180
 [Enlistment Phase Zero Complete](#) 181
 [Enlistment Rollback Complete](#) 182
 [Enlistment Unilaterally Aborted](#) 183
 [Enlistment Vote Complete](#) 184
 [Export Transaction](#) 185
 [Forget Transaction](#) 186
 [Notify Aborted](#) 186
 [Notify Recovered Transaction Committed](#) 187
 overview ([section 3.1.8](#) 155, [section 3.2.7](#) 171)

- [Phase One Completed](#) 187
- [Propagate Transaction Failure](#) 188
- [Propagate Transaction Success](#) 188
- [Register Phase Zero Failure](#) 189
- [Register Phase Zero Success](#) 189
- [Request Transaction Outcome](#) 192
- [Resolve Transaction](#) 190
- [Set Transaction Attributes](#) 191
- [Set Transaction Timeout](#) 191
- [Unenlist Phase Zero Enlistment](#) 192
- [Voting Complete](#) 193
- [message processing](#) 171
- [overview](#) 150
- [role](#) 44
- [sequencing rules](#) 171
- timer events ([section 3.1.7](#) 155, [section 3.2.6](#) 171)
- timers ([section 3.1.2](#) 152, [section 3.2.2](#) 167)
- [versioning](#) 153

D

Data model - abstract

- application ([section 3.1.1](#) 150, [section 3.3.1](#) 194, [section 3.4.1](#) 253)
- core transaction manager ([section 3.1.1](#) 150, [section 3.2.1](#) 156)
- resource manager ([section 3.1.1](#) 150, [section 3.5.1](#) 315, [section 3.6.1](#) 343)
- subordinate transaction manager ([section 3.1.1](#) 150, [section 3.8.1](#) 399)
- superior transaction manager ([section 3.1.1](#) 150, [section 3.7.1](#) 375)
- transaction manager ([section 3.1.1](#) 150, [section 3.4.1](#) 253, [section 3.6.1](#) 343)

[DTCADVCONFIG_OPTIONS packet](#) 77

[Durability](#) 46

E

Enlistment example

- [enlisting in existing transaction](#) 439
- [overview](#) 438
- [registering with transaction manager as resource manager](#) 438
- [responding to enlistment notifications](#) 441

[Enumerations](#) 70

Examples

- [overview](#) 424
- resource manager recovery scenario
 - [completing recovery](#) 450
 - [initializing recovery](#) 448
 - [overview](#) 447
 - [reenlisting in in-doubt transactions](#) 448
- simple enlistment scenario
 - [enlisting in existing transaction](#) 439
 - [overview](#) 438
 - [registering with transaction manager as resource manager](#) 438
 - [responding to enlistment notifications](#) 441
- simple transaction scenario
 - [beginning transaction](#) 424
 - [completing transaction](#) 425
 - [overview](#) 424
- transaction manager two-phase commit scenario
 - [overview](#) 442

- [Phase One](#) 443
- [Phase Two](#) 446
- transaction marshaling scenario
 - [branching transaction](#) 430
 - [exporting transaction](#) 433
 - [importing transaction](#) 437
 - [marshaling transaction](#) 427
 - [obtaining whereabouts of receiver's transaction manager](#) 432
 - overview ([section 4.2](#) 426, [section 4.3](#) 432)
 - [propagating transaction](#) 435
 - [unmarshaling transaction](#) 428

F

- [Facets - core transaction manager](#) 166
- [Fields - vendor-extensible](#) 53

G

- [Glossary](#) 27
- [GRFRM](#) 76

H

Higher-layer triggered events

application

- [beginning transaction](#) 222
- [changing transaction time-out](#) 223
- [creating export connection](#) 225
- [generating trace records for transaction](#) 227
- [importing transaction](#) 227
- [importing transaction with additional transaction attributes](#) 228
- [initiating transaction commit](#) 229
- [initiating transaction rollback](#) 230
- [obtaining extended whereabouts](#) 232
- [obtaining security configuration of transaction manager](#) 232
- overview ([section 3.1.5](#) 154, [section 3.3.4](#) 221, [section 3.4.4](#) 281)
- [pulling transaction](#) 233
- [pushing transaction](#) 234
- [resolving transaction](#) 234

core transaction manager ([section 3.1.5](#) 154, [section 3.2.4](#) 170)

resource manager

- [canceling enlistment as Phase Zero participant on specific transaction](#) 328
- [enlisting as Phase Zero participant on specific transaction](#) 328
- [enlisting on specific transaction](#) 328
- [Enlistment Abort request completed](#) 329
- [Enlistment Commit request completed](#) 329
- [Enlistment Prepare request completed](#) 330
- [Enlistment Single-Phase Commit request completed](#) 331
- overview ([section 3.1.5](#) 154, [section 3.5.4](#) 328, [section 3.6.4](#) 357)
- [Phase Zero request completed](#) 332
- [registering as voter on specific transaction](#) 332
- [registering with transaction manager](#) 332
- [Voter Vote request completed](#) 333

subordinate transaction manager ([section 3.1.5](#) 154, [section 3.8.4](#) 410)

superior transaction manager ([section 3.1.5](#) 154, [section 3.7.4](#) 385)
transaction manager ([section 3.1.5](#) 154, [section 3.4.4](#) 281, [section 3.6.4](#) 357)

I

[Implementer - security considerations](#) 451
[Index of security parameters](#) 452
[Informative references](#) 33
Initialization
 application ([section 3.1.3](#) 152, [section 3.3.3](#) 221, [section 3.4.3](#) 280)
 core transaction manager
 [durable log](#) 170
 overview ([section 3.1.3](#) 152, [section 3.2.3](#) 168)
 transaction
 [object initialization](#) 169
 [recovery](#) 170
 resource manager ([section 3.1.3](#) 152, [section 3.5.3](#) 327, [section 3.6.3](#) 356)
 subordinate transaction manager ([section 3.1.3](#) 152, [section 3.8.3](#) 409)
 superior transaction manager ([section 3.1.3](#) 152, [section 3.7.3](#) 385)
 transaction manager ([section 3.1.3](#) 152, [section 3.4.3](#) 280, [section 3.6.3](#) 356)
[Introduction](#) 26

L

[Lifetime - transaction](#) 33
Local events
 application
 [Associate Transaction Failure](#) 302
 [Associate Transaction Success](#) 303
 [Begin Commit](#) 303
 [Begin In Doubt](#) 304
 [Begin Rollback](#) 304
 [Begin Voting](#) 305
 [Connection Disconnected](#) 156
 [Create Transaction Failure](#) 305
 [Create Transaction Success](#) 306
 [Create Voter Enlistment Failure](#) 306
 [Create Voter Enlistment Success](#) 307
 [Export Transaction Failure](#) 307
 [Export Transaction Success](#) 308
 overview ([section 3.1.8](#) 155, [section 3.3.7](#) 253, [section 3.4.7](#) 302)
 [Phase One Complete](#) 309
 [Phase Zero Complete](#) 310
 [Register Phase Zero](#) 310
 [Resolve Transaction Complete](#) 311
 [Rollback Complete](#) 312
 [Set Transaction Attributes Failure](#) 312
 [Set Transaction Attributes Success](#) 313
 [Set Transaction Timeout Failure](#) 313
 [Set Transaction Timeout Success](#) 314
 [Unilaterally Aborted](#) 314
 core transaction manager
 [Associate Transaction](#) 171
 [Begin Commit](#) 172
 [Begin In Doubt](#) 173
 [Begin Phase One](#) 173
 [Begin Phase Zero](#) 173

[Begin Rollback](#) 174
[Begin Voting](#) 174
[Branch Transaction Failure](#) 175
[Branch Transaction Success](#) 175
[Connection Disconnected](#) 156
[Create Phase Zero Enlistment](#) 175
[Create Subordinate Enlistment](#) 176
[Create Superior Enlistment](#) 177
[Create Transaction](#) 178
[Create Voter Enlistment](#) 179
[Enlistment Commit Complete](#) 179
[Enlistment Phase One Complete](#) 180
[Enlistment Phase Zero Complete](#) 181
[Enlistment Rollback Complete](#) 182
[Enlistment Unilaterally Aborted](#) 183
[Enlistment Vote Complete](#) 184
[Export Transaction](#) 185
[Forget Transaction](#) 186
[Notify Aborted](#) 186
[Notify Recovered Transaction Committed](#) 187
overview ([section 3.1.8](#) 155, [section 3.2.7](#) 171)
[Phase One Completed](#) 187
[Propagate Transaction Failure](#) 188
[Propagate Transaction Success](#) 188
[Register Phase Zero Failure](#) 189
[Register Phase Zero Success](#) 189
[Request Transaction Outcome](#) 192
[Resolve Transaction](#) 190
[Set Transaction Attributes](#) 191
[Set Transaction Timeout](#) 191
[Unenlist Phase Zero Enlistment](#) 192
[Voting Complete](#) 193
resource manager
 [Begin Commit](#) 368
 [Begin In Doubt](#) 369
 [Begin Phase One](#) 369
 [Begin Phase Zero](#) 369
 [Begin Rollback](#) 370
 [Begin Voting](#) 371
 [Connection Disconnected](#) 156
 [Create Phase Zero Enlistment Failure](#) 371
 [Create Phase Zero Enlistment Success](#) 371
 [Create Resource Manager](#) 372
 [Create Subordinate Enlistment Failure](#) 372
 [Create Subordinate Enlistment Success](#) 373
 [Create Voter Enlistment Failure](#) 373
 [Create Voter Enlistment Success](#) 374
 overview ([section 3.1.8](#) 155, [section 3.5.7](#) 341, [section 3.6.7](#) 368)
 [Phase Zero Aborted](#) 374
 [Recover Transaction](#) 341
 [Recover Transactions](#) 342
 [Reenlist Complete](#) 374
 [Reenlistment Complete](#) 342
 [Resource Manager Down](#) 375
 [Transaction Manager Down](#) 342
subordinate transaction manager
 [Branch Transaction](#) 418
 [Cancel Check Abort](#) 419
 [Commit Complete](#) 419
 [Connection Disconnected](#) 156
 [Create Superior Enlistment Failure](#) 420
 [Create Superior Enlistment Success](#) 420
 overview ([section 3.1.8](#) 155, [section 3.8.7](#) 418)
 [Phase One Complete](#) 421

- [Phase Zero Complete](#) 420
- [Recover In Doubt Transaction](#) 422
- [Register Phase Zero](#) 422
- [Rollback Complete](#) 423
- [Unilaterally Aborted](#) 423
- superior transaction manager
 - [Begin Commit](#) 395
 - [Begin Phase One](#) 395
 - [Begin Phase Zero](#) 396
 - [Begin Rollback](#) 396
 - [Connection Disconnected](#) 156
 - [Create Phase Zero Enlistment Failure](#) 397
 - [Create Phase Zero Enlistment Success](#) 397
 - [Create Subordinate Enlistment Failure](#) 397
 - [Create Subordinate Enlistment Success](#) 398
 - overview ([section 3.1.8](#) 155, [section 3.7.7](#) 395)
 - [Phase Zero Aborted](#) 398
 - [Propagate Transaction](#) 398
- transaction manager
 - [Associate Transaction Failure](#) 302
 - [Associate Transaction Success](#) 303
 - Begin Commit ([section 3.4.7.3](#) 303, [section 3.6.7.1](#) 368)
 - Begin In Doubt ([section 3.4.7.4](#) 304, [section 3.6.7.2](#) 369)
 - [Begin Phase One](#) 369
 - [Begin Phase Zero](#) 369
 - Begin Rollback ([section 3.4.7.5](#) 304, [section 3.6.7.5](#) 370)
 - Begin Voting ([section 3.4.7.6](#) 305, [section 3.6.7.6](#) 371)
 - [Connection Disconnected](#) 156
 - [Create Phase Zero Enlistment Failure](#) 371
 - [Create Phase Zero Enlistment Success](#) 371
 - [Create Resource Manager](#) 372
 - [Create Subordinate Enlistment Failure](#) 372
 - [Create Subordinate Enlistment Success](#) 373
 - [Create Transaction Failure](#) 305
 - [Create Transaction Success](#) 306
 - [Create Voter Enlistment Failure](#) ([section 3.4.7.9](#) 306, [section 3.6.7.12](#) 373)
 - [Create Voter Enlistment Success](#) ([section 3.4.7.10](#) 307, [section 3.6.7.13](#) 374)
 - [Export Transaction Failure](#) 307
 - [Export Transaction Success](#) 308
 - overview ([section 3.1.8](#) 155, [section 3.4.7](#) 302, [section 3.6.7](#) 368)
 - [Phase One Complete](#) 309
 - [Phase Zero Aborted](#) 374
 - [Phase Zero Complete](#) 310
 - [Reenlist Complete](#) 374
 - [Register Phase Zero](#) 310
 - [Resolve Transaction Complete](#) 311
 - [Resource Manager Down](#) 375
 - [Rollback Complete](#) 312
 - [Set Transaction Attributes Failure](#) 312
 - [Set Transaction Attributes Success](#) 313
 - [Set Transaction Timeout Failure](#) 313
 - [Set Transaction Timeout Success](#) 314
 - [Unilaterally Aborted](#) 314
- [Logging - core transaction manager](#) 160

M

Message processing

- [application](#) 300
 - transaction administration ([section 3.3.5.3](#) 248, [section 3.4.5.3](#) 295)
 - transaction initiation and completion ([section 3.3.5.1](#) 235, [section 3.4.5.1](#) 281)
 - [transaction manager administration](#) 252
 - transaction propagation ([section 3.3.5.2](#) 241, [section 3.4.5.2](#) 286)
- [common](#) 154
- [core transaction manager](#) 171
- resource manager
 - registration ([section 3.5.5.1](#) 334, [section 3.6.5.1](#) 357)
 - transaction coordination ([section 3.5.5.2](#) 336, [section 3.6.5.2](#) 359)
 - transaction recovery ([section 3.5.5.3](#) 339, [section 3.6.5.3](#) 364)
 - voting ([section 3.5.5.4](#) 340, [section 3.6.5.4](#) 366)
- subordinate transaction manager
 - [transaction propagation and coordination](#) 410
 - [transaction recovery](#) 416
- superior transaction manager
 - [transaction propagation and coordination](#) 386
 - [transaction recovery](#) 392
- transaction manager
 - [administration](#) 300
 - [resource manager registration](#) 357
 - [transaction administration](#) 295
 - [transaction coordination](#) 359
 - [transaction initiation and completion](#) 281
 - [transaction propagation](#) 286
 - [transaction recovery](#) 364
 - voting 366
- [MESSAGE_PACKET packet](#) 60
- Messages
 - [Structures with a Format-Specifying Field as Versioning Mechanism](#) 60
 - [Structures with Fields Containing Version Numbers as Versioning Mechanism](#) 59
 - [syntax](#) 56
 - [transport](#) 55
- [MS-CMPO parameterization](#) 55

N

Name object

- [computing](#) 56
- [converting NAMEOBJECTBLOB structure to](#) 152
- [converting OLETX_TM_ADDR structure to](#) 151
- [converting to NAMEOBJECTBLOB structure](#) 152
- [converting to OLETX_TM_ADDR structure](#) 151
- [NAMEOBJECTBLOB packet](#) 63

NAMEOBJECTBLOB structure

- [converting Name object to](#) 152
- [converting to Name object](#) 152

[Negotiating common protocol version](#) 153

[Normative references](#) 32

O

OLETX_TM_ADDR structure

- [converting Name object to](#) 151
- [converting to Name object](#) 151

[OLETX_ISOLATION_FLAGS enumeration](#) 75

[OLETX_ISOLATION_LEVEL enumeration](#) 76

[OLETX_TM_ADDR packet](#) 61
[OLETX_VARLEN_STRING packet](#) 61
[Overview \(synopsis\)](#) 33

P

[Parameters - security index](#) 452
[PARTNERTM_BRANCH_MTAG_BRANCH_LOG_FULL packet](#) 126
[PARTNERTM_BRANCH_MTAG_BRANCH_NO_MEM packet](#) 126
[PARTNERTM_BRANCH_MTAG_BRANCH_TOO_LATE packet](#) 126
[PARTNERTM_BRANCH_MTAG_BRANCH_TOO_MANY packet](#) 127
[PARTNERTM_BRANCH_MTAG_BRANCH_TX_NOT_FOUID packet](#) 127
[PARTNERTM_BRANCH_MTAG_BRANCHED packet](#) 128
[PARTNERTM_BRANCH_MTAG_BRANCHING packet](#) 128
[PARTNERTM_CHECKABORT_MTAG_ABORTED packet](#) 129
[PARTNERTM_CHECKABORT_MTAG_CHECK packet](#) 129
[PARTNERTM_CHECKABORT_MTAG_RETRY packet](#) 130
[PARTNERTM_PROPAGATE_MTAG_ABORTNOTIFY packet](#) 123
[PARTNERTM_PROPAGATE_MTAG_ABORTREQ packet](#) 122
[PARTNERTM_PROPAGATE_MTAG_ABORTREQDONE packet](#) 123
[PARTNERTM_PROPAGATE_MTAG_COMMITREQ packet](#) 122
[PARTNERTM_PROPAGATE_MTAG_COMMITREQDONE packet](#) 122
[PARTNERTM_PROPAGATE_MTAG_DUPLICATE packet](#) 119
[PARTNERTM_PROPAGATE_MTAG_LOG_FULL packet](#) 120
[PARTNERTM_PROPAGATE_MTAG_NO_MEM packet](#) 119
[PARTNERTM_PROPAGATE_MTAG_PHASE0 packet](#) 125
[PARTNERTM_PROPAGATE_MTAG_PHASE0COMPLETE packet](#) 125
[PARTNERTM_PROPAGATE_MTAG_PHASE0REGISTER packet](#) 124
[PARTNERTM_PROPAGATE_MTAG_PHASE0REGISTERED packet](#) 124
[PARTNERTM_PROPAGATE_MTAG_PHASE0REGISTRATIONREJECTED packet](#) 124
[PARTNERTM_PROPAGATE_MTAG_PREPAREREQ packet](#) 120
[PARTNERTM_PROPAGATE_MTAG_PREPAREREQDONE packet](#) 121
[PARTNERTM_PROPAGATE_MTAG_PROPAGATE packet](#) 118
[PARTNERTM_PROPAGATE_MTAG_PROPAGATED packet](#) 119
[PARTNERTM_PROPAGATE_MTAG_PROTOCOL_ERROR packet](#) 121
[PARTNERTM_PROPAGATE_PREPAREREQDONE_RESP_ONSE enumeration](#) 73
[PARTNERTM_REDELIVERCOMMIT_MTAG_COMMITREQ packet](#) 130

[PARTNERTM_REDELIVERCOMMIT_MTAG_COMMITREQDONE packet](#) 131
[PARTNERTM_REDELIVERCOMMIT_MTAG_RETRY packet](#) 131
[Phase One](#) 35
[Phase Two](#) 37
[Phase Zero](#) 34
[Preconditions](#) 51
[Prerequisites](#) 51
[Product behavior](#) 453
Propagation
pull ([section 2.2.8.2.1](#) 89, [section 2.2.9.1.2](#) 125)
[branching transaction](#) 430
[marshaling transaction](#) 427
overview ([section 1.3.5.1](#) 48, [section 4.2](#) 426)
[unmarshaling transaction](#) 428
push ([section 2.2.8.2.2](#) 94, [section 2.2.9.1.1](#) 118)
[exporting transaction](#) 433
[importing transaction](#) 437
[obtaining whereabouts of receiver's transaction manager](#) 432
overview ([section 1.3.5.2](#) 49, [section 4.3](#) 432)
[propagating transaction](#) 435
transaction ([section 1.3.5](#) 47, [section 2.2.8.2](#) 89)
[transaction manager](#) 118
Propagation Token packet 64
Protocol extension objects - core transaction manager 166
Pull propagation ([section 2.2.8.2.1](#) 89, [section 2.2.9.1.2](#) 125)
[branching transaction](#) 430
[marshaling transaction](#) 427
overview ([section 1.3.5.1](#) 48, [section 4.2](#) 426)
[unmarshaling transaction](#) 428
Push propagation ([section 2.2.8.2.2](#) 94, [section 2.2.9.1.1](#) 118)
[exporting transaction](#) 433
[importing transaction](#) 437
[obtaining whereabouts of receiver's transaction manager](#) 432
overview ([section 1.3.5.2](#) 49, [section 4.3](#) 432)
[propagating transaction](#) 435

R

Recovery example
[completing recovery](#) 450
[initializing recovery](#) 448
[overview](#) 447
[reenlisting in in-doubt transactions](#) 448
References 31
[informative](#) 33
[normative](#) 32
Registration - resource manager 131
Relationship to other protocols 50
Resource manager
abstract data model ([section 3.1.1](#) 150, [section 3.5.1](#) 315, [section 3.6.1](#) 343)
[connection types](#) 131
example
[completing recovery](#) 450
[initializing recovery](#) 448
[overview](#) 447
[reenlisting in in-doubt transactions](#) 448
facet - role 45

- higher-layer triggered events
 - [canceling enlistment as Phase Zero participant on specific transaction](#) 328
 - [enlisting as Phase Zero participant on specific transaction](#) 328
 - [enlisting on specific transaction](#) 328
 - [Enlistment Abort request completed](#) 329
 - [Enlistment Commit request completed](#) 329
 - [Enlistment Prepare request completed](#) 330
 - [Enlistment Single-Phase Commit request completed](#) 331
 - overview ([section 3.1.5](#) 154, [section 3.5.4](#) 328, [section 3.6.4](#) 357)
 - [Phase Zero request completed](#) 332
 - [registering as voter on specific transaction](#) 332
 - [registering with transaction manager](#) 332
 - [Voter Vote request completed](#) 333
- initialization ([section 3.1.3](#) 152, [section 3.5.3](#) 327, [section 3.6.3](#) 356)
- local events
 - [Begin Commit](#) 368
 - [Begin In Doubt](#) 369
 - [Begin Phase One](#) 369
 - [Begin Phase Zero](#) 369
 - [Begin Rollback](#) 370
 - [Begin Voting](#) 371
 - [Connection Disconnected](#) 156
 - [Create Phase Zero Enlistment Failure](#) 371
 - [Create Phase Zero Enlistment Success](#) 371
 - [Create Resource Manager](#) 372
 - [Create Subordinate Enlistment Failure](#) 372
 - [Create Subordinate Enlistment Success](#) 373
 - [Create Voter Enlistment Failure](#) 373
 - [Create Voter Enlistment Success](#) 374
 - overview ([section 3.1.8](#) 155, [section 3.5.7](#) 341, [section 3.6.7](#) 368)
 - [Phase Zero Aborted](#) 374
 - [Recover Transaction](#) 341
 - [Recover Transactions](#) 342
 - [Reenlist Complete](#) 374
 - [Reenlistment Complete](#) 342
 - [Resource Manager Down](#) 375
 - [Transaction Manager Down](#) 342
- message processing
 - resource manager registration ([section 3.5.5.1](#) 334, [section 3.6.5.1](#) 357)
 - transaction coordination ([section 3.5.5.2](#) 336, [section 3.6.5.2](#) 359)
 - transaction recovery ([section 3.5.5.3](#) 339, [section 3.6.5.3](#) 364)
 - voting ([section 3.5.5.4](#) 340, [section 3.6.5.4](#) 366)
- [overview](#) 150
- [recovery](#) 46
- [registration](#) 131
- [role](#) 42
- sequencing rules
 - resource manager registration ([section 3.5.5.1](#) 334, [section 3.6.5.1](#) 357)
 - transaction coordination ([section 3.5.5.2](#) 336, [section 3.6.5.2](#) 359)
 - transaction recovery ([section 3.5.5.3](#) 339, [section 3.6.5.3](#) 364)
 - voting ([section 3.5.5.4](#) 340, [section 3.6.5.4](#) 366)
- timer events ([section 3.1.7](#) 155, [section 3.5.6](#) 341, [section 3.6.6](#) 367)
- timers ([section 3.1.2](#) 152, [section 3.5.2](#) 327, [section 3.6.2](#) 356)
- [transaction coordination](#) 134
- [versioning](#) 153
- [voting](#) 145
- Resource manager recovery scenario
 - [completing recovery](#) 450
 - [initializing recovery](#) 448
 - [overview](#) 447
 - [reenlisting in in-doubt transactions](#) 448
- [Roles - transaction](#) 40

S

- [SDtcCmEndpointInfoV1 packet](#) 65
- [SDtcCmEndpointInfoV2 packet](#) 66
- Security
 - [computing levels](#) 56
 - [implementer considerations](#) 451
 - [parameter index](#) 452
- Sequencing rules
 - [application](#) 300
 - transaction administration ([section 3.3.5.3](#) 248, [section 3.4.5.3](#) 295)
 - transaction initiation and completion ([section 3.3.5.1](#) 235, [section 3.4.5.1](#) 281)
 - [transaction manager administration](#) 252
 - transaction propagation ([section 3.3.5.2](#) 241, [section 3.4.5.2](#) 286)
- [common](#) 154
- [core transaction manager](#) 171
- resource manager
 - registration ([section 3.5.5.1](#) 334, [section 3.6.5.1](#) 357)
 - transaction coordination ([section 3.5.5.2](#) 336, [section 3.6.5.2](#) 359)
 - transaction recovery ([section 3.5.5.3](#) 339, [section 3.6.5.3](#) 364)
 - voting ([section 3.5.5.4](#) 340, [section 3.6.5.4](#) 366)
- subordinate transaction manager
 - [transaction propagation and coordination](#) 410
 - [transaction recovery](#) 416
- superior transaction manager
 - [transaction propagation and coordination](#) 386
 - [transaction recovery](#) 392
- transaction manager
 - [administration](#) 300
 - [resource manager registration](#) 357
 - [transaction administration](#) 295
 - [transaction coordination](#) 359
 - [transaction initiation and completion](#) 281
 - [transaction propagation](#) 286
 - [transaction recovery](#) 364
 - [voting](#) 366
- [Sessions](#) 55
- [SExtendedEndpointInfo packet](#) 67
- Simple enlistment scenario
 - [enlisting in existing transaction](#) 439
 - [overview](#) 438
 - [registering with transaction manager as resource manager](#) 438
 - [responding to enlistment notifications](#) 441
- Simple transaction scenario
 - [beginning transaction](#) 424
 - [completing transaction](#) 425

- [overview](#) 424
- [Single-phase commit](#) 39
- [SOleTxInfoForTip packet](#) 66
- [Standards assignments](#) 54
- [STmToTmProtocol packet](#) 67
- Structures
 - [common](#) 60
 - [transaction propagation](#) 62
- [Structures with a Format-Specifying Field as Versioning Mechanism message](#) 60
- [Structures with Fields Containing Version Numbers as Versioning Mechanism message](#) 59
- [STxInfo packet](#) 68
- Subordinate transaction manager
 - abstract data model ([section 3.1.1](#) 150, [section 3.8.1](#) 399)
 - [facet - role](#) 45
 - higher-layer triggered events ([section 3.1.5](#) 154, [section 3.8.4](#) 410)
 - initialization ([section 3.1.3](#) 152, [section 3.8.3](#) 409)
 - local events
 - [Branch Transaction](#) 418
 - [Cancel Check Abort](#) 419
 - [Commit Complete](#) 419
 - [Connection Disconnected](#) 156
 - [Create Superior Enlistment Failure](#) 420
 - [Create Superior Enlistment Success](#) 420
 - overview ([section 3.1.8](#) 155, [section 3.8.7](#) 418)
 - [Phase One Complete](#) 421
 - [Phase Zero Complete](#) 420
 - [Recover In Doubt Transaction](#) 422
 - [Register Phase Zero](#) 422
 - [Rollback Complete](#) 423
 - [Unilaterally Aborted](#) 423
 - message processing
 - [transaction propagation and coordination](#) 410
 - [transaction recovery](#) 416
 - [overview](#) 150
 - sequencing rules
 - [transaction propagation and coordination](#) 410
 - [transaction recovery](#) 416
 - timer events ([section 3.1.7](#) 155, [section 3.8.6](#) 418)
 - timers ([section 3.1.2](#) 152, [section 3.8.2](#) 409)
 - [versioning](#) 153
- [Subordinate-driven transaction recovery](#) 128
- Superior transaction manager
 - abstract data model ([section 3.1.1](#) 150, [section 3.7.1](#) 375)
 - [facet - role](#) 45
 - higher-layer triggered events ([section 3.1.5](#) 154, [section 3.7.4](#) 385)
 - initialization ([section 3.1.3](#) 152, [section 3.7.3](#) 385)
 - local events
 - [Begin Commit](#) 395
 - [Begin Phase One](#) 395
 - [Begin Phase Zero](#) 396
 - [Begin Rollback](#) 396
 - [Connection Disconnected](#) 156
 - [Create Phase Zero Enlistment Failure](#) 397
 - [Create Phase Zero Enlistment Success](#) 397
 - [Create Subordinate Enlistment Failure](#) 397
 - [Create Subordinate Enlistment Success](#) 398
 - overview ([section 3.1.8](#) 155, [section 3.7.7](#) 395)
 - [Phase Zero Aborted](#) 398
 - [Propagate Transaction](#) 398

- message processing
 - [transaction propagation and coordination](#) 386
 - [transaction recovery](#) 392
- [overview](#) 150
- sequencing rules
 - [transaction propagation and coordination](#) 386
 - [transaction recovery](#) 392
- timer events ([section 3.1.7](#) 155, [section 3.7.6](#) 394)
- timers ([section 3.1.2](#) 152, [section 3.7.2](#) 385)
- [versioning](#) 153
- [Superior-driven transaction recovery](#) 130
- [Supporting protocol version](#) 153
- [SWhereabouts packet](#) 69
- [Syntax - message](#) 56

T

- Timer events
 - application ([section 3.1.7](#) 155, [section 3.3.6](#) 253, [section 3.4.6](#) 302)
 - core transaction manager ([section 3.1.7](#) 155, [section 3.2.6](#) 171)
 - resource manager ([section 3.1.7](#) 155, [section 3.5.6](#) 341, [section 3.6.6](#) 367)
 - subordinate transaction manager ([section 3.1.7](#) 155, [section 3.8.6](#) 418)
 - superior transaction manager ([section 3.1.7](#) 155, [section 3.7.6](#) 394)
 - transaction manager ([section 3.1.7](#) 155, [section 3.4.6](#) 302, [section 3.6.6](#) 367)
- Timers
 - application ([section 3.1.2](#) 152, [section 3.3.2](#) 221, [section 3.4.2](#) 280)
 - core transaction manager ([section 3.1.2](#) 152, [section 3.2.2](#) 167)
 - resource manager ([section 3.1.2](#) 152, [section 3.5.2](#) 327, [section 3.6.2](#) 356)
 - subordinate transaction manager ([section 3.1.2](#) 152, [section 3.8.2](#) 409)
 - superior transaction manager ([section 3.1.2](#) 152, [section 3.7.2](#) 385)
 - transaction manager ([section 3.1.2](#) 152, [section 3.4.2](#) 280, [section 3.6.2](#) 356)
- [TM_PROTOCOL enumeration](#) 72
- [Tracking changes](#) 458
- Transaction
 - [administration - connection types](#) 108
 - [completion](#) 79
 - [constants](#) 76
 - [enumerations](#) 70
 - [initiation](#) 79
 - [lifetime](#) 33
 - [logging - core transaction manager](#) 160
 - [manager administration](#) 116
 - marshaling - example
 - [branching transaction](#) 430
 - [exporting transaction](#) 433
 - [importing transaction](#) 437
 - [marshaling transaction](#) 427
 - [obtaining whereabouts of receiver's transaction manager](#) 432
 - overview ([section 4.2](#) 426, [section 4.3](#) 432)
 - [propagating transaction](#) 435
 - [unmarshaling transaction](#) 428
- propagation

- [connection types](#) 89
 - [overview](#) 47
 - [structures](#) 62
- [recovery](#) 45
- [roles](#) 40
- simple - example
 - [beginning transaction](#) 424
 - [completing transaction](#) 425
 - [overview](#) 424
- states - core transaction manager
 - [Aborting](#) 165
 - [Active](#) 162
 - [Committing](#) 165
 - [Ended](#) 166
 - [Failed To Notify](#) 166
 - [Idle](#) 162
 - [In Doubt](#) 165
 - [Phase One](#) 164
 - [Phase One Complete](#) 165
 - [Phase Zero](#) 163
 - [Phase Zero Complete](#) 163
 - [Single Phase Commit](#) 165
 - [Voting](#) 164
 - [Voting Complete](#) 164
- Transaction manager
 - abstract data model ([section 3.1.1](#) 150, [section 3.4.1](#) 253, [section 3.6.1](#) 343)
 - [connection types](#) 118
 - higher-layer triggered events ([section 3.1.5](#) 154, [section 3.4.4](#) 281, [section 3.6.4](#) 357)
 - initialization ([section 3.1.3](#) 152, [section 3.4.3](#) 280, [section 3.6.3](#) 356)
 - local events
 - [Associate Transaction Failure](#) 302
 - [Associate Transaction Success](#) 303
 - Begin Commit ([section 3.4.7.3](#) 303, [section 3.6.7.1](#) 368)
 - Begin In Doubt ([section 3.4.7.4](#) 304, [section 3.6.7.2](#) 369)
 - [Begin Phase One](#) 369
 - [Begin Phase Zero](#) 369
 - Begin Rollback ([section 3.4.7.5](#) 304, [section 3.6.7.5](#) 370)
 - Begin Voting ([section 3.4.7.6](#) 305, [section 3.6.7.6](#) 371)
 - [Connection Disconnected](#) 156
 - [Create Phase Zero Enlistment Failure](#) 371
 - [Create Phase Zero Enlistment Success](#) 371
 - [Create Resource Manager](#) 372
 - [Create Subordinate Enlistment Failure](#) 372
 - [Create Subordinate Enlistment Success](#) 373
 - [Create Transaction Failure](#) 305
 - [Create Transaction Success](#) 306
 - Create Voter Enlistment Failure ([section 3.4.7.9](#) 306, [section 3.6.7.12](#) 373)
 - Create Voter Enlistment Success ([section 3.4.7.10](#) 307, [section 3.6.7.13](#) 374)
 - [Export Transaction Failure](#) 307
 - [Export Transaction Success](#) 308
 - overview ([section 3.1.8](#) 155, [section 3.4.7](#) 302, [section 3.6.7](#) 368)
 - [Phase One Complete](#) 309
 - [Phase Zero Aborted](#) 374
 - [Phase Zero Complete](#) 310
 - [Reenlist Complete](#) 374
 - [Register Phase Zero](#) 310
 - [Resolve Transaction Complete](#) 311
 - [Resource Manager Down](#) 375
 - [Rollback Complete](#) 312
 - [Set Transaction Attributes Failure](#) 312
 - [Set Transaction Attributes Success](#) 313
 - [Set Transaction Timeout Failure](#) 313
 - [Set Transaction Timeout Success](#) 314
 - [Unilaterally Aborted](#) 314
- message processing
 - [resource manager registration](#) 357
 - [transaction administration](#) 295
 - [transaction coordination](#) 359
 - [transaction initiation and completion](#) 281
 - [transaction propagation](#) 286
 - [transaction recovery](#) 364
 - [voting](#) 366
- [overview](#) 150
- [propagation - connection types](#) 118
- [recovery](#) 47
- [role](#) 42
- sequencing rules
 - [resource manager registration](#) 357
 - [transaction administration](#) 295
 - [transaction coordination](#) 359
 - [transaction initiation and completion](#) 281
 - [transaction propagation](#) 286
 - [transaction recovery](#) 364
 - [voting](#) 366
- timer events ([section 3.1.7](#) 155, [section 3.4.6](#) 302, [section 3.6.6](#) 367)
- timers ([section 3.1.2](#) 152, [section 3.4.2](#) 280, [section 3.6.2](#) 356)
- two-phase commit example
 - [overview](#) 442
 - [Phase One](#) 443
 - [Phase Two](#) 446
- [versioning](#) 153
- Transaction manager - core
 - abstract data model ([section 3.1.1](#) 150, [section 3.2.1](#) 156)
 - higher-layer triggered events ([section 3.1.5](#) 154, [section 3.2.4](#) 170)
 - initialization
 - [durable log](#) 170
 - overview ([section 3.1.3](#) 152, [section 3.2.3](#) 168)
 - transaction
 - [object initialization](#) 169
 - [recovery](#) 170
 - local events
 - [Associate Transaction](#) 171
 - [Begin Commit](#) 172
 - [Begin In Doubt](#) 173
 - [Begin Phase One](#) 173
 - [Begin Phase Zero](#) 173
 - [Begin Rollback](#) 174
 - [Begin Voting](#) 174
 - [Branch Transaction Failure](#) 175
 - [Branch Transaction Success](#) 175
 - [Connection Disconnected](#) 156
 - [Create Phase Zero Enlistment](#) 175
 - [Create Subordinate Enlistment](#) 176
 - [Create Superior Enlistment](#) 177
 - [Create Transaction](#) 178
 - [Create Voter Enlistment](#) 179

- [Enlistment Commit Complete](#) 179
- [Enlistment Phase One Complete](#) 180
- [Enlistment Phase Zero Complete](#) 181
- [Enlistment Rollback Complete](#) 182
- [Enlistment Unilaterally Aborted](#) 183
- [Enlistment Vote Complete](#) 184
- [Export Transaction](#) 185
- [Forget Transaction](#) 186
- [Notify Aborted](#) 186
- [Notify Recovered Transaction Committed](#) 187
- overview ([section 3.1.8](#) 155, [section 3.2.7](#) 171)
- [Phase One Completed](#) 187
- [Propagate Transaction Failure](#) 188
- [Propagate Transaction Success](#) 188
- [Register Phase Zero Failure](#) 189
- [Register Phase Zero Success](#) 189
- [Request Transaction Outcome](#) 192
- [Resolve Transaction](#) 190
- [Set Transaction Attributes](#) 191
- [Set Transaction Timeout](#) 191
- [Unenlist Phase Zero Enlistment](#) 192
- [Voting Complete](#) 193
- message processing
 - [overview](#) 150
 - [sequencing rules](#) 171
 - timer events ([section 3.1.7](#) 155, [section 3.2.6](#) 171)
 - timers ([section 3.1.2](#) 152, [section 3.2.2](#) 167)
 - [versioning](#) 153
- Transaction manager - subordinate
 - abstract data model ([section 3.1.1](#) 150, [section 3.8.1](#) 399)
 - higher-layer triggered events ([section 3.1.5](#) 154, [section 3.8.4](#) 410)
 - initialization ([section 3.1.3](#) 152, [section 3.8.3](#) 409)
 - local events
 - [Branch Transaction](#) 418
 - [Cancel Check Abort](#) 419
 - [Commit Complete](#) 419
 - [Connection Disconnected](#) 156
 - [Create Superior Enlistment Failure](#) 420
 - [Create Superior Enlistment Success](#) 420
 - overview ([section 3.1.8](#) 155, [section 3.8.7](#) 418)
 - [Phase One Complete](#) 421
 - [Phase Zero Complete](#) 420
 - [Recover In Doubt Transaction](#) 422
 - [Register Phase Zero](#) 422
 - [Rollback Complete](#) 423
 - [Unilaterally Aborted](#) 423
 - message processing
 - [transaction propagation and coordination](#) 410
 - [transaction recovery](#) 416
 - [overview](#) 150
 - sequencing rules
 - [transaction propagation and coordination](#) 410
 - [transaction recovery](#) 416
 - timer events ([section 3.1.7](#) 155, [section 3.8.6](#) 418)
 - timers ([section 3.1.2](#) 152, [section 3.8.2](#) 409)
 - [versioning](#) 153
- Transaction manager - superior
 - abstract data model ([section 3.1.1](#) 150, [section 3.7.1](#) 375)
 - higher-layer triggered events ([section 3.1.5](#) 154, [section 3.7.4](#) 385)
 - initialization ([section 3.1.3](#) 152, [section 3.7.3](#) 385)
 - local events
 - [Begin Commit](#) 395
 - [Begin Phase One](#) 395
 - [Begin Phase Zero](#) 396
 - [Begin Rollback](#) 396
 - [Connection Disconnected](#) 156
 - [Create Phase Zero Enlistment Failure](#) 397
 - [Create Phase Zero Enlistment Success](#) 397
 - [Create Subordinate Enlistment Failure](#) 397
 - [Create Subordinate Enlistment Success](#) 398
 - overview ([section 3.1.8](#) 155, [section 3.7.7](#) 395)
 - [Phase Zero Aborted](#) 398
 - [Propagate Transaction](#) 398
 - message processing
 - [transaction propagation and coordination](#) 386
 - [transaction recovery](#) 392
 - [overview](#) 150
 - sequencing rules
 - [transaction propagation and coordination](#) 386
 - [transaction recovery](#) 392
 - timer events ([section 3.1.7](#) 155, [section 3.7.6](#) 394)
 - timers ([section 3.1.2](#) 152, [section 3.7.2](#) 385)
 - [versioning](#) 153
- Transaction manager administration 116
- Transaction recovery
 - [connection types](#) 128
 - [resource manager - connection types](#) 143
- Transaction timeout timer 167
- Transaction time-out timer 171
- Transport 55
- Triggered events - higher-layer application
 - [beginning transaction](#) 222
 - [changing transaction time-out](#) 223
 - [creating export connection](#) 225
 - [generating trace records for transaction](#) 227
 - [importing transaction](#) 227
 - [importing transaction with additional transaction attributes](#) 228
 - [initiating transaction commit](#) 229
 - [initiating transaction rollback](#) 230
 - [obtaining extended whereabouts](#) 232
 - [obtaining security configuration of transaction manager](#) 232
 - overview ([section 3.1.5](#) 154, [section 3.3.4](#) 221, [section 3.4.4](#) 281)
 - [pulling transaction](#) 233
 - [pushing transaction](#) 234
 - [resolving transaction](#) 234
- core transaction manager ([section 3.1.5](#) 154, [section 3.2.4](#) 170)
- resource manager
 - [canceling enlistment as Phase Zero participant on specific transaction](#) 328
 - [enlisting as Phase Zero participant on specific transaction](#) 328
 - [enlisting on specific transaction](#) 328
 - [Enlistment Abort request completed](#) 329
 - [Enlistment Commit request completed](#) 329
 - [Enlistment Prepare request completed](#) 330
 - [Enlistment Single-Phase Commit request completed](#) 331
 - overview ([section 3.1.5](#) 154, [section 3.5.4](#) 328, [section 3.6.4](#) 357)
 - [Phase Zero request completed](#) 332
 - [registering as voter on specific transaction](#) 332

[registering with transaction manager](#) 332
[Voter Vote request completed](#) 333
subordinate transaction manager ([section 3.1.5](#)
154, [section 3.8.4](#) 410)
superior transaction manager ([section 3.1.5](#) 154,
[section 3.7.4](#) 385)
transaction manager ([section 3.1.5](#) 154, [section](#)
[3.4.4](#) 281, [section 3.6.4](#) 357)
[TRUN_TXBEGIN_ERRORS enumeration](#) 74
[TRUN_TXIMPORT_ERRORS enumeration](#) 74
Two-phase commit example
[overview](#) 442
[Phase One](#) 443
[Phase Two](#) 446
[TXUSER_ASSOCIATE_MTAG_ASSOCIATE packet](#) 89
[TXUSER_ASSOCIATE_MTAG_ASSOCIATED packet](#) 90
[TXUSER_ASSOCIATE_MTAG_COMM_FAILED packet](#)
90
[TXUSER_ASSOCIATE_MTAG_CREATE_BAD_TMADDR](#)
[packet](#) 91
[TXUSER_ASSOCIATE_MTAG_LOG_FULL_LOCAL](#)
[packet](#) 91
[TXUSER_ASSOCIATE_MTAG_LOG_FULL_REMOTE](#)
[packet](#) 91
[TXUSER_ASSOCIATE_MTAG_NO_MEM_LOCAL packet](#)
92
[TXUSER_ASSOCIATE_MTAG_NO_MEM_REMOTE](#)
[packet](#) 92
[TXUSER_ASSOCIATE_MTAG_TOO_LATE packet](#) 93
[TXUSER_ASSOCIATE_MTAG_TOO_MANY_LOCAL](#)
[packet](#) 93
[TXUSER_ASSOCIATE_MTAG_TOO_MANY_REMOTE](#)
[packet](#) 93
[TXUSER_ASSOCIATE_MTAG_TX_NOT_FOUND packet](#)
94
[TXUSER_BEGIN2_MTAG_ABORT packet](#) 83
[TXUSER_BEGIN2_MTAG_BEGIN packet](#) 84
[TXUSER_BEGIN2_MTAG_COMMIT packet](#) 84
[TXUSER_BEGIN2_MTAG_SINK_BEGUN packet](#) 85
[TXUSER_BEGIN2_MTAG_SINK_ERROR packet](#) 85
[TXUSER_BEGINNER_MTAG_ABORT packet](#) 79
[TXUSER_BEGINNER_MTAG_BEGIN packet](#) 79
[TXUSER_BEGINNER_MTAG_BEGIN_LOG_FULL packet](#)
80
[TXUSER_BEGINNER_MTAG_BEGIN_NO_MEM packet](#)
81
[TXUSER_BEGINNER_MTAG_BEGUN packet](#) 81
[TXUSER_BEGINNER_MTAG_COMMIT packet](#) 81
[TXUSER_BEGINNER_MTAG_COMMIT_INDOUBT](#)
[packet](#) 82
[TXUSER_BEGINNER_MTAG_COMMIT_TOO_LATE](#)
[packet](#) 82
[TXUSER_BEGINNER_MTAG_PROMOTE packet](#) 88
[TXUSER_BEGINNER_MTAG_REQUEST_COMPLETED](#)
[packet](#) 83
[TXUSER_ENLISTMENT_MTAG_ABORTREQ packet](#) 138
[TXUSER_ENLISTMENT_MTAG_ABORTREQDONE](#)
[packet](#) 138
[TXUSER_ENLISTMENT_MTAG_COMMITREQ packet](#)
138
[TXUSER_ENLISTMENT_MTAG_COMMITREQDONE](#)
[packet](#) 139
[TXUSER_ENLISTMENT_MTAG_ENLIST packet](#) 139
[TXUSER_ENLISTMENT_MTAG_ENLIST_LOG_FULL](#)
[packet](#) 140

[TXUSER_ENLISTMENT_MTAG_ENLIST_TOO_LATE](#)
[packet](#) 140
[TXUSER_ENLISTMENT_MTAG_ENLIST_TOO_MANY](#)
[packet](#) 141
[TXUSER_ENLISTMENT_MTAG_ENLIST_TX_NOT_FOU](#)
[ND packet](#) 141
[TXUSER_ENLISTMENT_MTAG_ENLISTED packet](#) 142
[TXUSER_ENLISTMENT_MTAG_PREPAREREQ packet](#)
142
[TXUSER_ENLISTMENT_MTAG_PREPAREREQDONE](#)
[packet](#) 143
[TXUSER_ENLISTMENT_PREPAREREQDONE_RESPONS](#)
[E enumeration](#) 72
[TXUSER_EXPORT_MTAG_CREATE packet](#) 96
[TXUSER_EXPORT_MTAG_CREATE_BAD_TMADDR](#)
[packet](#) 97
[TXUSER_EXPORT_MTAG_CREATE_NET_TX_DISABLE](#)
[D packet](#) 97
[TXUSER_EXPORT_MTAG_CREATE2 packet](#) 97
[TXUSER_EXPORT_MTAG_CREATED packet](#) 98
[TXUSER_EXPORT_MTAG_EXPORT packet](#) 98
[TXUSER_EXPORT_MTAG_EXPORT_COMM_FAILED](#)
[packet](#) 102
[TXUSER_EXPORT_MTAG_EXPORT_LOG_FULL packet](#)
99
[TXUSER_EXPORT_MTAG_EXPORT_NO_MEM packet](#)
99
[TXUSER_EXPORT_MTAG_EXPORT_TOO_LATE packet](#)
99
[TXUSER_EXPORT_MTAG_EXPORT_TOO_MANY packet](#)
100
[TXUSER_EXPORT_MTAG_EXPORT_TX_NOT_FOUND](#)
[packet](#) 100
[TXUSER_EXPORT_MTAG_EXPORTED packet](#) 101
[TXUSER_EXTENDEDCWHEREABOUTS_MTAG_GET](#)
[packet](#) 94
[TXUSER_EXTENDEDCWHEREABOUTS_MTAG_GOT](#)
[packet](#) 95
[TXUSER_EXTENDEDCWHEREABOUTS_MTAG_NOMEM](#)
[packet](#) 95
[TXUSER_GETSECURITYFLAGS_MTAG_FETCHED](#)
[packet](#) 117
[TXUSER_GETSECURITYFLAGS_MTAG_GETSECURITYF](#)
[LAGS packet](#) 117
[TXUSER_GETTXDETAILS_MTAG_GET packet](#) 108
[TXUSER_GETTXDETAILS_MTAG_GOTIT packet](#) 108
[TXUSER_GETTXDETAILS_MTAG_TX_NOT_FOUND](#)
[packet](#) 110
[TXUSER_IMPORT_MTAG_ABORT packet](#) 102
[TXUSER_IMPORT_MTAG_ABORT_TOO_LATE packet](#)
103
[TXUSER_IMPORT_MTAG_IMPORT packet](#) 103
[TXUSER_IMPORT_MTAG_IMPORT_TX_NOT_FOUND](#)
[packet](#) 103
[TXUSER_IMPORT_MTAG_IMPORTED packet](#) 104
[TXUSER_IMPORT_MTAG_REQUEST_COMPLETED](#)
[packet](#) 104
[TXUSER_IMPORT2_MTAG_ABORT packet](#) 105
[TXUSER_IMPORT2_MTAG_IMPORT packet](#) 105
[TXUSER_IMPORT2_MTAG_IMPORT_WITH_SET](#)
[packet](#) 106
[TXUSER_IMPORT2_MTAG_SINK_ERROR packet](#) 107
[TXUSER_IMPORT2_MTAG_SINK_IMPORTED packet](#)
107
[TXUSER_PHASE0_MTAG_CREATE packet](#) 134

[TXUSER PHASE0 MTAG CREATE TOO LATE packet](#) 135
[TXUSER PHASE0 MTAG CREATE TX NOT FOUND packet](#) 135
[TXUSER PHASE0 MTAG CREATED packet](#) 136
[TXUSER PHASE0 MTAG PHASE0REQ packet](#) 136
[TXUSER PHASE0 MTAG PHASE0REQ ABORT packet](#) 137
[TXUSER PHASE0 MTAG PHASE0REQDONE packet](#) 137
[TXUSER PHASE0 MTAG UNENLIST packet](#) 137
[TXUSER REENLIST MTAG REENLIST packet](#) 143
[TXUSER REENLIST MTAG REENLIST ABORTED packet](#) 144
[TXUSER REENLIST MTAG REENLIST COMMITTED packet](#) 145
[TXUSER REENLIST MTAG REENLIST TIMEOUT packet](#) 145
[TXUSER RESOLVE MTAG ACCESSDENIED packet](#) 110
[TXUSER RESOLVE MTAG CHILD ABORT packet](#) 110
[TXUSER RESOLVE MTAG CHILD COMMIT packet](#) 111
[TXUSER RESOLVE MTAG CHILD NOT PREPARED packet](#) 111
[TXUSER RESOLVE MTAG FORGET COMMITTED packet](#) 112
[TXUSER RESOLVE MTAG FORGET TX NOT COMMITTED packet](#) 112
[TXUSER RESOLVE MTAG NOT CHILD packet](#) 113
[TXUSER RESOLVE MTAG REQUEST COMPLETE packet](#) 113
[TXUSER RESOLVE MTAG TX NOT FOUND packet](#) 113
[TXUSER RESOURCEMANAGER MTAG CREATE packet](#) 131
[TXUSER RESOURCEMANAGER MTAG DUPLICATE packet](#) 132
[TXUSER RESOURCEMANAGER MTAG REENLISTMENT COMPLETE packet](#) 133
[TXUSER RESOURCEMANAGER MTAG REQUEST COMPLETE packet](#) 133
[TXUSER RESOURCEMANAGERINTERNAL MTAG DUBLICATED DETECTED packet](#) 134
[TXUSER SETTXTIMEOUT MTAG REQUEST COMPLETE packet](#) 86
[TXUSER SETTXTIMEOUT MTAG SETTXTIMEOUT packet](#) 86
[TXUSER SETTXTIMEOUT MTAG TOO LATE packet](#) 87
[TXUSER SETTXTIMEOUT MTAG TX NOT FOUND packet](#) 114
[TXUSER STATUS MTAG ABORTED packet](#) 145
[TXUSER STATUS MTAG COMMITTED packet](#) 146
[TXUSER STATUS MTAG INDOUBT packet](#) 146
[TXUSER TRACE MTAG DUMP TRANSACTION packet](#) 115
[TXUSER TRACE MTAG REQUEST COMPLETE packet](#) 115
[TXUSER TRACE MTAG REQUEST FAILED packet](#) 116
[TXUSER TRACE MTAG TX NOT FOUND packet](#) 116
[TXUSER VOTER MTAG CREATE packet](#) 147
[TXUSER VOTER MTAG CREATE TOO LATE packet](#) 147

[TXUSER VOTER MTAG CREATE TX NOT FOUND packet](#) 147
[TXUSER VOTER MTAG CREATED packet](#) 148
[TXUSER VOTER MTAG VOTEREQ packet](#) 148
[TXUSER VOTER MTAG VOTEREQDONE packet](#) 149
[TXUSER VOTER VOTEREQDONE RESPONSE enumeration](#) 73

U

[Unilateral abort](#) 39
[Using negotiated protocol version](#) 154

V

[Vendor-extensible fields](#) 53
[Version values - computing](#) 56
Versioning ([section 1.7](#) 52, [section 2.2.1](#) 56)
[Versioning - core transaction manager](#) 159
Versioning mechanisms
[overview](#) 52
[structures with fields containing version numbers](#) 59
[structures with format-specifying field](#) 60
version numbers
[overview](#) 56
[version-specific aspects of connection types relevant to applications](#) 57
[version-specific aspects of connection types relevant to resource managers](#) 59
[version-specific aspects of connection types relevant to transaction managers](#) 59
[Versioning negotiation mechanisms](#) 52
[Voting - resource manager](#) 145