

[MS-CSVP]:

Failover Cluster: Setup and Validation Protocol (ClusPrep)

Intellectual Property Rights Notice for Open Specifications Documentation

- **Technical Documentation.** Microsoft publishes Open Specifications documentation (“this documentation”) for protocols, file formats, data portability, computer languages, and standards support. Additionally, overview documents cover inter-protocol relationships and interactions.
- **Copyrights.** This documentation is covered by Microsoft copyrights. Regardless of any other terms that are contained in the terms of use for the Microsoft website that hosts this documentation, you can make copies of it in order to develop implementations of the technologies that are described in this documentation and can distribute portions of it in your implementations that use these technologies or in your documentation as necessary to properly document the implementation. You can also distribute in your implementation, with or without modification, any schemas, IDLs, or code samples that are included in the documentation. This permission also applies to any documents that are referenced in the Open Specifications documentation.
- **No Trade Secrets.** Microsoft does not claim any trade secret rights in this documentation.
- **Patents.** Microsoft has patents that might cover your implementations of the technologies described in the Open Specifications documentation. Neither this notice nor Microsoft's delivery of this documentation grants any licenses under those patents or any other Microsoft patents. However, a given Open Specifications document might be covered by the Microsoft [Open Specifications Promise](#) or the [Microsoft Community Promise](#). If you would prefer a written license, or if the technologies described in this documentation are not covered by the Open Specifications Promise or Community Promise, as applicable, patent licenses are available by contacting iplg@microsoft.com.
- **License Programs.** To see all of the protocols in scope under a specific license program and the associated patents, visit the [Patent Map](#).
- **Trademarks.** The names of companies and products contained in this documentation might be covered by trademarks or similar intellectual property rights. This notice does not grant any licenses under those rights. For a list of Microsoft trademarks, visit www.microsoft.com/trademarks.
- **Fictitious Names.** The example companies, organizations, products, domain names, email addresses, logos, people, places, and events that are depicted in this documentation are fictitious. No association with any real company, organization, product, domain name, email address, logo, person, place, or event is intended or should be inferred.

Reservation of Rights. All other rights are reserved, and this notice does not grant any rights other than as specifically described above, whether by implication, estoppel, or otherwise.

Tools. The Open Specifications documentation does not require the use of Microsoft programming tools or programming environments in order for you to develop an implementation. If you have access to Microsoft programming tools and environments, you are free to take advantage of them. Certain Open Specifications documents are intended for use in conjunction with publicly available standards specifications and network programming art and, as such, assume that the reader either is familiar with the aforementioned material or has immediate access to it.

Support. For questions and support, please contact dochelp@microsoft.com.

Revision Summary

Date	Revision History	Revision Class	Comments
1/25/2008	0.1	Major	MCPP Milestone RSAT Initial Availability
3/14/2008	0.1.1	Editorial	Changed language and formatting in the technical content.
5/16/2008	0.1.2	Editorial	Changed language and formatting in the technical content.
6/20/2008	1.0	Major	Updated and revised the technical content.
7/25/2008	1.0.1	Editorial	Changed language and formatting in the technical content.
8/29/2008	1.0.2	Editorial	Changed language and formatting in the technical content.
10/24/2008	1.1	Minor	Clarified the meaning of the technical content.
12/5/2008	2.0	Major	Updated and revised the technical content.
1/16/2009	2.0.1	Editorial	Changed language and formatting in the technical content.
2/27/2009	3.0	Major	Updated and revised the technical content.
4/10/2009	4.0	Major	Updated and revised the technical content.
5/22/2009	5.0	Major	Updated and revised the technical content.
7/2/2009	6.0	Major	Updated and revised the technical content.
8/14/2009	6.0.1	Editorial	Changed language and formatting in the technical content.
9/25/2009	6.1	Minor	Clarified the meaning of the technical content.
11/6/2009	7.0	Major	Updated and revised the technical content.
12/18/2009	8.0	Major	Updated and revised the technical content.
1/29/2010	9.0	Major	Updated and revised the technical content.
3/12/2010	10.0	Major	Updated and revised the technical content.
4/23/2010	10.0.1	Editorial	Changed language and formatting in the technical content.
6/4/2010	11.0	Major	Updated and revised the technical content.
7/16/2010	11.0	None	No changes to the meaning, language, or formatting of the technical content.
8/27/2010	11.0	None	No changes to the meaning, language, or formatting of the technical content.
10/8/2010	11.0	None	No changes to the meaning, language, or formatting of the technical content.
11/19/2010	11.0	None	No changes to the meaning, language, or formatting of the technical content.
1/7/2011	11.0	None	No changes to the meaning, language, or formatting of the technical content.
2/11/2011	12.0	Major	Updated and revised the technical content.
3/25/2011	13.0	Major	Updated and revised the technical content.

Date	Revision History	Revision Class	Comments
5/6/2011	13.0	None	No changes to the meaning, language, or formatting of the technical content.
6/17/2011	13.1	Minor	Clarified the meaning of the technical content.
9/23/2011	14.0	Major	Updated and revised the technical content.
12/16/2011	15.0	Major	Updated and revised the technical content.
3/30/2012	16.0	Major	Updated and revised the technical content.
7/12/2012	17.0	Major	Updated and revised the technical content.
10/25/2012	18.0	Major	Updated and revised the technical content.
1/31/2013	18.0	None	No changes to the meaning, language, or formatting of the technical content.
8/8/2013	19.0	Major	Updated and revised the technical content.
11/14/2013	20.0	Major	Updated and revised the technical content.
2/13/2014	20.0	None	No changes to the meaning, language, or formatting of the technical content.
5/15/2014	20.0	None	No changes to the meaning, language, or formatting of the technical content.
6/30/2015	21.0	Major	Significantly changed the technical content.
10/16/2015	22.0	Major	Significantly changed the technical content.
7/14/2016	23.0	Major	Significantly changed the technical content.
6/1/2017	24.0	Major	Significantly changed the technical content.
9/15/2017	25.0	Major	Significantly changed the technical content.
12/1/2017	25.0	None	No changes to the meaning, language, or formatting of the technical content.
9/12/2018	26.0	Major	Significantly changed the technical content.
3/13/2019	27.0	Major	Significantly changed the technical content.

Table of Contents

1	Introduction	9
1.1	Glossary	9
1.2	References	12
1.2.1	Normative References	12
1.2.2	Informative References	13
1.3	Overview	13
1.4	Relationship to Other Protocols	13
1.5	Prerequisites/Preconditions	13
1.6	Applicability Statement	13
1.7	Versioning and Capability Negotiation	14
1.8	Vendor-Extensible Fields	14
1.9	Standards Assignments.....	14
2	Messages.....	15
2.1	Transport	15
2.2	Common Data Types	16
2.2.1	CPREP_DISKID_ENUM	16
2.2.2	CPREP_DISKID	17
2.2.3	DiskStackType	17
2.2.4	CPREP_SCSI_ADDRESS	18
2.2.5	DISK_PROPS.....	18
2.2.6	DISK_PROPS_EX	21
2.2.7	REGISTERED_DSM.....	25
2.2.8	REGISTERED_DSMS.....	26
2.2.9	STORAGE_DEVICE_ID_DESCRIPTOR	26
2.2.10	STORAGE_IDENTIFIER	27
2.2.11	ADAPTERLIST.....	28
2.2.12	SERIALIZEDGUID	28
2.2.13	ADAPTER	29
2.2.14	IPPREFIX	32
2.2.15	CLUSTER_NETWORK_PROFILE	32
2.2.16	ADAPTERLIST2	32
2.2.17	ADAPTER2	33
2.2.18	NODE_ROUTE_INFO.....	37
2.2.19	ADD_ROUTES_REQUEST	37
2.2.20	ROUTE_STATUS	38
2.2.21	ROUTE_LOSS_AND_STATE	38
2.2.22	ADD_ROUTES_REPLY	38
2.2.23	CLUSTER_CERT	39
2.2.24	DiskMediaType	39
2.2.25	ClusterLogExFlag	40
2.2.26	CLUSTER_CERTTYPE	40
3	Protocol Details	41
3.1	Common Client Details	41
3.1.1	Abstract Data Model.....	41
3.1.2	Timers	41
3.1.3	Initialization.....	41
3.1.4	Message Processing Events and Sequencing Rules	41
3.1.5	Timer Events.....	41
3.1.6	Other Local Events.....	41
3.2	IClusterStorage2 Server Details	41
3.2.1	Abstract Data Model.....	41
3.2.2	Timers	42
3.2.3	Initialization.....	42

3.2.4	Message Processing Events and Sequencing Rules	42
3.2.4.1	CprepDiskRawRead (Opnum 3).....	47
3.2.4.2	CprepDiskRawWrite (Opnum 4)	48
3.2.4.3	CprepPrepareNode (Opnum 5).....	50
3.2.4.4	CprepPrepareNodePhase2 (Opnum 6).....	51
3.2.4.5	CprepDiskGetProps (Opnum 7)	52
3.2.4.6	CprepDiskStopDefense (Opnum 12)	53
3.2.4.7	CprepDiskOnline (Opnum 13).....	54
3.2.4.8	CprepDiskVerifyUnique (Opnum 14)	55
3.2.4.9	CprepDiskWriteFileData (Opnum 17)	56
3.2.4.10	CprepDiskVerifyFileData (Opnum 18)	57
3.2.4.11	CprepDiskDeleteFile (Opnum 19)	58
3.2.4.12	CprepDiskOffline (Opnum 20).....	59
3.2.4.13	CprepDiskGetUniqueIds (Opnum 22).....	60
3.2.4.14	CprepDiskAttach (Opnum 23).....	61
3.2.4.15	CprepDiskPRArbitrate (Opnum 24)	62
3.2.4.16	CprepDiskPRRegister (Opnum 25).....	63
3.2.4.17	CprepDiskPRUnRegister (Opnum 26)	64
3.2.4.18	CprepDiskPRReserve (Opnum 27)	65
3.2.4.19	CprepDiskPRRelease (Opnum 28).....	65
3.2.4.20	CprepDiskDiskPartitionIsNtfs (Opnum 29)	66
3.2.4.21	CprepDiskGetArbSectors (Opnum 30).....	67
3.2.4.22	CprepDiskIsPRPresent (Opnum 31)	68
3.2.4.23	CprepDiskPRPreempt (Opnum 32).....	69
3.2.4.24	CprepDiskPRClear (Opnum 33)	70
3.2.4.25	CprepDiskIsOnline (Opnum 34)	71
3.2.4.26	CprepDiskSetOnline (Opnum 35)	71
3.2.4.27	CprepDiskGetFSName (Opnum 36)	72
3.2.4.28	CprepDiskIsReadable (Opnum 37).....	73
3.2.4.29	CprepDiskGetDsms (Opnum 38)	74
3.2.5	Timer Events.....	75
3.2.6	Other Local Events.....	75
3.2.6.1	Establish Ownership of a Disk	75
3.2.6.2	Relinquish Ownership of a Disk	76
3.3	IClusterStorage2 Client Details	76
3.3.1	Abstract Data Model.....	76
3.3.2	Timers	76
3.3.3	Initialization.....	76
3.3.4	Message Processing Events and Sequencing Rules	76
3.3.4.1	Preparing a Server	77
3.3.4.2	Attaching CPrepDisks	77
3.3.4.3	Querying Disk Sectors	77
3.3.4.4	Querying Disk Partitions.....	77
3.3.4.5	Accessing a Partition File System	77
3.3.4.6	SCSI-3 Persistent Reservations.....	77
3.3.5	Timer Events.....	78
3.3.6	Other Local Events.....	78
3.4	IClusterStorage3 Server Details	78
3.4.1	Abstract Data Model.....	78
3.4.2	Timers	79
3.4.3	Initialization.....	79
3.4.4	Message Processing Events and Sequencing Rules	79
3.4.4.1	CprepDiskGetUniqueIds3 (Opnum 3)	82
3.4.4.2	CprepCheckNetFtBindings3 (Opnum 4)	84
3.4.4.3	CprepCsvTestSetup3 (Opnum 5).....	85
3.4.4.4	CprepIsNodeClustered3 (Opnum 6).....	85
3.4.4.5	CprepCreateNewSmbShares3 (Opnum 7).....	86
3.4.4.6	CprepConnectToNewSmbShares3 (Opnum 8)	87

3.4.4.7	CprepDiskGetProps3 (Opnum 9)	88
3.4.4.8	CprepDiskIsReadOnly3 (Opnum 10)	89
3.4.4.9	CprepDiskPRRegister3 (Opnum 11)	90
3.4.4.10	CprepDiskFindKey3 (Opnum 12)	91
3.4.4.11	CprepDiskPRPreempt3 (Opnum 13)	92
3.4.4.12	CprepDiskPRReserve3 (Opnum 14)	93
3.4.4.13	CprepDiskIsPRPresent3 (Opnum 15)	94
3.4.4.14	CprepDiskPRRelease3 (Opnum 16)	95
3.4.4.15	CprepDiskPRClear3 (Opnum 17)	95
3.4.5	Timer Events.....	96
3.4.6	Other Local Events.....	96
3.5	IClusterStorage3 Client Details	97
3.5.1	Abstract Data Model.....	97
3.5.2	Timers	97
3.5.3	Initialization.....	97
3.5.4	Message Processing Events and Sequencing Rules	97
3.5.4.1	Preparing a Server	97
3.5.4.2	Attaching CPrepDisks	97
3.5.4.3	Querying Disk Sectors	97
3.5.4.4	Querying Disk Partitions.....	97
3.5.4.5	Accessing a Partition File System	98
3.5.4.6	SCSI-3 Persistent Reservations.....	98
3.5.4.7	Accessing a Share	98
3.5.5	Timer Events.....	99
3.5.6	Other Local Events.....	99
3.6	IClusterNetwork2 Server Details	99
3.6.1	Abstract Data Model.....	99
3.6.2	Timers	100
3.6.2.1	Round-Trip Message Timer	100
3.6.3	Initialization.....	100
3.6.4	Message Processing Events and Sequencing Rules	100
3.6.4.1	InitializeNode (Opnum 4)	101
3.6.4.2	SendRTMessage (Opnum 3)	102
3.6.4.3	GetIpConfigSerialized (Opnum 5).....	104
3.6.4.4	CleanupNode (Opnum 6)	105
3.6.4.5	QueryFirewallConfiguration (Opnum 7)	105
3.6.4.6	ProcessAddRoutes (Opnum 8)	107
3.6.4.7	GetAddRoutesStatus (Opnum 9)	108
3.6.4.8	CancelAddRoutesRequest (Opnum 11).....	109
3.6.5	Timer Events.....	109
3.6.6	Other Local Events.....	110
3.7	IClusterNetwork2 Client Details.....	110
3.7.1	Abstract Data Model.....	110
3.7.2	Timers	110
3.7.3	Initialization.....	110
3.7.4	Message Processing Events and Sequencing Rules	110
3.7.5	Timer Events.....	110
3.7.6	Other Local Events.....	110
3.8	IClusterCleanup Server Details	111
3.8.1	Abstract Data Model.....	111
3.8.2	Timers	111
3.8.2.1	Delay Cleanup Timer	111
3.8.2.2	Cleanup Timer	111
3.8.3	Initialization.....	111
3.8.4	Message Processing Events and Sequencing Rules	111
3.8.4.1	CleanUpEvictedNode (Opnum 3)	112
3.8.4.2	ClearPR (Opnum 4)	113
3.8.5	Timer Events.....	114

3.8.6	Other Local Events.....	114
3.9	IClusterCleanup Client Details.....	114
3.9.1	Abstract Data Model.....	114
3.9.2	Timers	114
3.9.3	Initialization.....	114
3.9.4	Message Processing Events and Sequencing Rules	115
3.9.5	Timer Events.....	115
3.9.6	Other Local Events.....	115
3.10	IClusterSetup Server Details.....	115
3.10.1	Abstract Data Model.....	115
3.10.2	Timers	115
3.10.3	Initialization.....	115
3.10.4	Message Processing Events and Sequencing Rules	116
3.10.4.1	ConfigSvcSecret (Opnum 3)	117
3.10.4.2	RetrieveSvcSecret (Opnum 4)	118
3.10.4.3	RetrieveHostLabel (Opnum 5).....	118
3.10.4.4	GetFunctionalLevel (Opnum 6)	119
3.10.4.5	ConfigClusterCert (Opnum 9)	120
3.10.4.6	RetrieveClusterCert (Opnum 10).....	120
3.10.4.7	GenerateClusterCert (Opnum 11).....	121
3.10.4.8	GetUpgradeVersion (Opnum 12)	122
3.10.4.9	ConfigClusterCertV2 (Opnum 14).....	122
3.10.4.10	RetrieveClusterCertV2 (Opnum 15)	123
3.10.4.11	GenerateClusterCertV2 (Opnum 16)	124
3.10.5	Timer Events.....	125
3.10.6	Other Local Events.....	125
3.11	IClusterSetup Client Details.....	125
3.11.1	Abstract Data Model.....	125
3.11.2	Timers	125
3.11.3	Initialization.....	125
3.11.4	Message Processing Events and Sequencing Rules	125
3.11.5	Timer Events.....	125
3.11.6	Other Local Events.....	125
3.12	IClusterLog Server Details.....	126
3.12.1	Abstract Data Model.....	126
3.12.2	Timers	126
3.12.3	Initialization.....	126
3.12.4	Message Processing Events and Sequencing Rules	126
3.12.4.1	GenerateClusterLog (Opnum 3)	127
3.12.4.2	GenerateTimeSpanLog (Opnum 4)	127
3.12.4.3	GenerateClusterLogInLocalTime (Opnum 5)	128
3.12.4.4	GenerateTimeSpanLogInLocalTime (Opnum 6)	129
3.12.5	Timer Events.....	130
3.12.6	Other Local Events.....	130
3.13	IClusterLog Client Details.....	130
3.13.1	Abstract Data Model.....	130
3.13.2	Timers	130
3.13.3	Initialization.....	130
3.13.4	Message Processing Events and Sequencing Rules	131
3.13.5	Timer Events.....	131
3.13.6	Other Local Events.....	131
3.14	IClusterFirewall Server Details	131
3.14.1	Abstract Data Model.....	131
3.14.2	Timers	131
3.14.3	Initialization.....	131
3.14.4	Message Processing Events and Sequencing Rules	131
3.14.4.1	InitializeAdapterConfiguration (Opnum 3)	132
3.14.4.2	GetNextAdapterFirewallConfiguration (Opnum 4)	133

3.14.5	Timer Events.....	134
3.14.6	Other Local Events.....	135
3.15	IClusterFirewall Client Details	135
3.15.1	Abstract Data Model.....	135
3.15.2	Timers	135
3.15.3	Initialization.....	135
3.15.4	Message Processing Events and Sequencing Rules	135
3.15.5	Timer Events.....	135
3.15.6	Other Local Events.....	135
3.16	IClusterUpdate Server Details.....	135
3.16.1	Abstract Data Model.....	135
3.16.2	Timers	136
3.16.3	Initialization.....	136
3.16.4	Message Processing Events and Sequencing Rules	136
3.16.4.1	IClusterUpdate::GetUpdates (Opnum 3)	137
3.16.4.2	IClusterUpdate::Count (Opnum 4)	138
3.16.5	Timer Events.....	139
3.16.6	Other Local Events.....	139
3.17	IClusterUpdate Client Details	139
3.17.1	Abstract Data Model.....	139
3.17.2	Timers	139
3.17.3	Initialization.....	139
3.17.4	Message Processing Events and Sequencing Rules	139
3.17.5	Timer Events.....	140
3.17.6	Other Local Events.....	140
3.18	IClusterLogEx Server Details	140
3.18.1	Abstract Data Model.....	140
3.18.2	Timers	140
3.18.3	Initialization.....	140
3.18.4	Message Processing Events and Sequencing Rules	140
3.18.4.1	GenerateClusterLog (Opnum 3)	141
3.18.4.2	GenerateClusterHealthLog (Opnum 4)	142
3.18.5	Timer Events.....	143
3.18.6	Other Local Events.....	143
4	Protocol Examples	144
4.1	A Shared Disk Online.....	144
4.2	Validate Network Configuration	145
4.3	Cluster Setup	146
5	Security	148
5.1	Security Considerations for Implementers	148
5.2	Index of Security Parameters	148
6	Appendix A: Full IDL.....	149
7	Appendix B: Product Behavior	159
8	Change Tracking.....	163
9	Index.....	164

1 Introduction

The Failover Cluster: Setup and Validation Protocol (ClusPrep) consists of DCOM interfaces, as specified in [\[MS-DCOM\]](#), that are used for remotely configuring **cluster** nodes cleaning up cluster nodes, and validating that hardware and software settings are compatible with use in a **failover cluster**.

Sections 1.5, 1.8, 1.9, 2, and 3 of this specification are normative. All other sections and examples in this specification are informative.

1.1 Glossary

This document uses the following terms:

authentication level: A numeric value indicating the level of authentication or message protection that **remote procedure call (RPC)** will apply to a specific message exchange. For more information, see [\[C706\]](#) section 13.1.2.1 and [\[MS-RPCE\]](#).

basic volume: A **partition** on a basic disk.

binary large object (BLOB): A discrete packet of data that is stored in a database and is treated as a sequence of uninterpreted bytes.

class identifier (CLSID): A **GUID** that identifies a software component; for instance, a DCOM object class or a COM class.

cluster: A group of computers that are able to dynamically assign resource tasks among nodes in a group.

cluster secret: A value unique to an instance of a **cluster** and known to all **nodes** configured in the **cluster**. The **cluster secret** is used in implementation-specific server-to-server protocols that enable a **node** to actively participate in a **cluster**.

device: Any peripheral or part of a computer system that can send or receive data.

Device-Specific Module (DSM): A hardware-specific driver that has passed the Microsoft Multipath I/O (MPIO) test and submission process. For further information, see [\[MSFT-MPIO\]](#).

disk: A persistent storage device that can include physical hard disks, removable disk units, optical drive units, and **logical unit numbers (LUNs)** unmasked to the system.

disk signature: A unique identifier for a disk. For a **master boot record (MBR)**-formatted disk, this identifier is a 4-byte value stored at the end of the **MBR**, which is located in sector 0 on the disk. For a **GUID partitioning table (GPT)**-formatted disk, this value is a **GUID** stored in the **GPT** disk header at the beginning of the disk.

Distributed Component Object Model (DCOM): The Microsoft Component Object Model (COM) specification that defines how components communicate over networks, as specified in [\[MS-DCOM\]](#).

Dynamic Host Configuration Protocol (DHCP): A protocol that provides a framework for passing configuration information to hosts on a TCP/IP network, as described in [\[RFC2131\]](#).

dynamic volume: A volume on a dynamic disk.

endpoint: A client that is on a network and is requesting access to a network access server (NAS).

failover cluster: A set of independent computers that work together to increase the availability of services and applications. The term cluster is sometimes used as shorthand for **failover cluster**.

firewall rule: A group of settings that specify which connections are allowed into and out of a client computer.

fully qualified domain name (FQDN): An unambiguous domain name that gives an absolute location in the Domain Name System's (DNS) hierarchy tree, as defined in [\[RFC1035\]](#) section 3.1 and [\[RFC2181\]](#) section 11.

globally unique identifier (GUID): A term used interchangeably with **universally unique identifier (UUID)** in Microsoft protocol technical documents (TDs). Interchanging the usage of these terms does not imply or require a specific algorithm or mechanism to generate the value. Specifically, the use of this term does not imply or require that the algorithms described in [\[RFC4122\]](#) or [C706] must be used for generating the **GUID**. See also **universally unique identifier (UUID)**.

GUID partition table (GPT): A disk-partitioning scheme that is used by the Extensible Firmware Interface (EFI). **GPT** offers more advantages than **master boot record (MBR)** partitioning because it allows up to 128 **partitions** per disk, provides support for **volumes** up to 18 exabytes in size, allows primary and backup partition tables for redundancy, and supports unique disk and partition IDs through the use of **globally unique identifiers (GUIDs)**. Disks with **GPT** schemes are referred to as **GPT** disks.

GUID partitioning table (GPT) disk: A disk with **GUID partitioning table (GPT)** schemes.

interface: A specification in a Component Object Model (COM) server that describes how to access the methods of a class. For more information, see [MS-DCOM].

Interface Definition Language (IDL): The International Standards Organization (ISO) standard language for specifying the **interface** for remote procedure calls. For more information, see [C706] section 4.

Internet Protocol version 4 (IPv4): An Internet protocol that has 32-bit source and destination addresses. IPv4 is the predecessor of IPv6.

Internet Protocol version 6 (IPv6): A revised version of the Internet Protocol (IP) designed to address growth on the Internet. Improvements include a 128-bit IP address size, expanded routing capabilities, and support for authentication and privacy.

logical unit number (LUN): A number that is used to identify a disk on a given disk controller.

master boot record (MBR): Metadata such as the partition table, the disk signature, and the executable code for initiating the operating system boot process that is located on the first sector of a disk. Disks that have **MBRs** are referred to as **MBR** disks. **GUID partitioning table (GPT)** disks, instead, have unused dummy data in the first sector where the **MBR** would normally be.

Network Data Representation (NDR): A specification that defines a mapping from **Interface Definition Language (IDL)** data types onto octet streams. **NDR** also refers to the runtime environment that implements the mapping facilities (for example, data provided to **NDR**). For more information, see [MS-RPCE] and [C706] section 14.

node: A computer system that is configured as a member of a **cluster**. That is, the computer has the necessary software installed and configured to participate in the **cluster**, and the **cluster** configuration includes this computer as a member.

offline: An operational state applicable to **volumes** and disks. In the offline state, the **volume** or disk is unavailable for data input/output (I/O) or configuration.

online: An operational state applicable to **volumes** and disks. In the online state, the volume or disk is available for data input/output (I/O) or configuration.

opnum: An operation number or numeric identifier that is used to identify a specific **remote procedure call (RPC)** method or a method in an interface. For more information, see [C706] section 12.5.2.12 or [MS-RPCE].

partition: In the context of hard disks, a logical region of a hard disk. A hard disk may be subdivided into one or more **partitions**.

QFE number: The unique number associated with a QFE that is used to easily identify a QFE.

registry: A local system-defined database in which applications and system components store and retrieve configuration data. It is a hierarchical data store with lightly typed elements that are logically stored in tree format. Applications use the registry API to retrieve, modify, or delete registry data. The data stored in the registry varies according to the version of the operating system.

remote procedure call (RPC): A communication protocol used primarily between client and server. The term has three definitions that are often used interchangeably: a runtime environment providing for communication facilities between computers (the RPC runtime); a set of request-and-response message exchanges between computers (the RPC exchange); and the single message from an RPC exchange (the RPC message). For more information, see [C706].

RPC dynamic endpoint: A network-specific server address that is requested and assigned at run time, as described in [C706].

RPC protocol sequence: A character string that represents a valid combination of a **remote procedure call (RPC)** protocol, a network layer protocol, and a transport layer protocol, as described in [C706] and [MS-RPCE].

SCSI protocol: An architecture for **SCSI**, consisting of a group of standards created and maintained by the Technical Committee (T10) of the InterNational Committee on Information Technology Standards (INCITS).

sector: The smallest addressable unit of a disk.

share: A resource offered by a Common Internet File System (CIFS) server for access by CIFS clients over the network. A **share** typically represents a directory tree and its included files (referred to commonly as a "disk share" or "file share") or a printer (a "print share"). If the information about the **share** is saved in persistent store (for example, Windows registry) and reloaded when a file server is restarted, then the **share** is referred to as a "sticky share". Some **share** names are reserved for specific functions and are referred to as special **shares**: IPC\$, reserved for interprocess communication, ADMIN\$, reserved for remote administration, and A\$, B\$, C\$ (and other local disk names followed by a dollar sign), assigned to local disk devices.

small computer system interface (SCSI): A set of standards for physically connecting and transferring data between computers and peripheral devices.

storage pool: A group of disks where all of the storage space on all of the disks is aggregated and managed as a single unit.

strict NDR/NDR64 data consistency check: A set of related rules for data validation during processing of an octet stream.

thin-provisioned: A method for optimal allocation of storage. Blocks are allocated on demand.

time source: A component that possesses a clock and that makes the clock's time available to other components for synchronization. For more information, see "reference source" in [\[RFC1305\]](#).

UncPath: The location of a file in a network of computers, as specified in Universal Naming Convention (UNC) syntax.

universally unique identifier (UUID): A 128-bit value. UUIDs can be used for multiple purposes, from tagging objects with an extremely short lifetime, to reliably identifying very persistent objects in cross-process communication such as client and server interfaces, manager entry-point vectors, and **RPC** objects. UUIDs are highly likely to be unique. UUIDs are also known as **globally unique identifiers (GUIDs)** and these terms are used interchangeably in the Microsoft protocol technical documents (TDs). Interchanging the usage of these terms does not imply or require a specific algorithm or mechanism to generate the UUID. Specifically, the use of this term does not imply or require that the algorithms described in [RFC4122] or [C706] must be used for generating the UUID.

volume: A group of one or more partitions that forms a logical region of storage and the basis for a file system. A **volume** is an area on a storage device that is managed by the file system as a discrete logical storage unit. A partition contains at least one **volume**, and a volume can exist on one or more partitions.

VPD: Vital product data. See [SPC-3] section 7.6.

well-known endpoint: A preassigned, network-specific, stable address for a particular client/server instance. For more information, see [C706].

MAY, SHOULD, MUST, SHOULD NOT, MUST NOT: These terms (in all caps) are used as defined in [RFC2119]. All statements of optional behavior use either MAY, SHOULD, or SHOULD NOT.

1.2 References

Links to a document in the Microsoft Open Specifications library point to the correct section in the most recently published version of the referenced document. However, because individual documents in the library are not updated at the same time, the section numbers in the documents may not match. You can confirm the correct section numbering by checking the [Errata](#).

1.2.1 Normative References

We conduct frequent surveys of the normative references to assure their continued availability. If you have any issue with finding a normative reference, please contact dochelp@microsoft.com. We will assist you in finding the relevant information.

[C706] The Open Group, "DCE 1.1: Remote Procedure Call", C706, August 1997, <https://www2.opengroup.org/ogsys/catalog/c706>

[IANAifType] IANA, "IANAifType-MIB Definitions", January 2007, <http://www.iana.org/assignments/ianaiftype-mib>

[MS-CMRP] Microsoft Corporation, "[Failover Cluster: Management API \(ClusAPI\) Protocol](#)".

[MS-DCOM] Microsoft Corporation, "[Distributed Component Object Model \(DCOM\) Remote Protocol](#)".

[MS-DTYP] Microsoft Corporation, "[Windows Data Types](#)".

[MS-ERREF] Microsoft Corporation, "[Windows Error Codes](#)".

[MS-FASP] Microsoft Corporation, "[Firewall and Advanced Security Protocol](#)".

[MS-OAUT] Microsoft Corporation, "[OLE Automation Protocol](#)".

[MS-RPCE] Microsoft Corporation, "[Remote Procedure Call Protocol Extensions](#)".

[MS-SMB2] Microsoft Corporation, "[Server Message Block \(SMB\) Protocol Versions 2 and 3](#)".

[RFC1924] Elz, R., "A Compact Representation of IPv6 Addresses", RFC 1924, April 1996, <http://tools.ietf.org/html/rfc1924.txt>

[RFC2119] Bradner, S., "Key words for use in RFCs to Indicate Requirement Levels", BCP 14, RFC 2119, March 1997, <http://www.rfc-editor.org/rfc/rfc2119.txt>

[RFC2553] Gilligan, R., Thomson, S., Bound, J., and Stevens, W., "Basic Socket Interface Extensions for IPv6", RFC 2553, March 1999, <http://www.ietf.org/rfc/rfc2553.txt>

[RFC2863] McCloghrie, K., and Kastenholtz, F., "The Interfaces Group MIB", RFC 2863, June 2000, <http://www.ietf.org/rfc/rfc2863.txt?number=2863.txt>

[SPC-3] International Committee on Information Technology Standards, "SCSI Primary Commands - 3 (SPC-3)", Project T10/1416-D, May 2005, <http://www.t10.org/cgi-bin/ac.pl?t=f&f=/spc3r23.pdf>

1.2.2 Informative References

[MS-UAMG] Microsoft Corporation, "[Update Agent Management Protocol](#)".

1.3 Overview

The ClusPrep Protocol provides **DCOM interfaces** that enable a client to:

- Validate the server configuration so as to make it eligible to become a **node** in a **failover cluster**.
- Configure a server to no longer be a node in a failover cluster.
- Retrieve log information from a node in a failover cluster.
- Determine whether the hardware/software settings of a server meet the requirements to be part of a failover cluster.

1.4 Relationship to Other Protocols

The Failover Cluster: Setup and Validation Protocol (ClusPrep) relies on the Distributed Component Object Model (DCOM) Remote Protocol, which uses **remote procedure call (RPC)** as a transport, as specified in [\[MS-DCOM\]](#).

The Failover Cluster: Setup and Validation Protocol (ClusPrep) creates a file containing diagnostic data, as specified in section [3.12.4](#). The server makes this file available to clients via a file **share**. Protocol clients can access this file using the Server Message Block (SMB) Version 2 Protocol, as specified in [\[MS-SMB2\]](#).

The Failover Cluster: Cluster Management Remote Protocol (ClusAPI) ([\[MS-CMRP\]](#)) clients can use the ClusPrep Protocol in conjunction with the ClusAPI Protocol when removing a **node** from a cluster, as specified in section [3.8.4.1](#).

1.5 Prerequisites/Preconditions

This protocol is implemented over **DCOM** and **RPC** and, as a result, has the prerequisites identified in [\[MS-DCOM\]](#) and [\[MS-RPCE\]](#) as being common to DCOM and RPC **interfaces**.

1.6 Applicability Statement

The ClusPrep Protocol is specific to a **failover cluster**. As such, the protocol is applicable to a server that will be, is, or was a **node** in a failover cluster.

1.7 Versioning and Capability Negotiation

This document covers versioning issues in the following areas:

- **Supported Transports:** This protocol uses the **DCOM** Remote Protocol and multiple **RPC protocol sequences** as specified in section [2.1](#).
- **Protocol Versions:** This protocol has multiple **interfaces**, as defined in section 2.1.
- **Security and Authentication Methods:** Authentication and security are provided as specified in [\[MS-DCOM\]](#) and [\[MS-RPCE\]](#).
- **Capability Negotiation:** This protocol does not support negotiation of the interface version to use. Instead, this protocol uses only the interface version number specified in the **Interface Definition Language (IDL)** for versioning and capability negotiation.

1.8 Vendor-Extensible Fields

This protocol does not define any vendor-extensible fields.

This protocol uses HRESULT values as defined in [\[MS-ERREF\]](#) section 2.1. Vendors can define their own HRESULT values provided that they set the C bit (0x20000000) for each vendor-defined value to indicate that the value is a customer code.

1.9 Standards Assignments

Parameter	Value	Reference
RPC Interface UUID for IClusterStorage2	12108A88-6858-4467-B92F-E6CF4568DFB6	None
RPC Interface UUID for IClusterStorage3	11942D87-A1DE-4E7F-83FB-A840D9C5928D	None
RPC Interface UUID for IClusterNetwork2	2931C32C-F731-4c56-9FEB-3D5F1C5E72BF	None
RPC Interface UUID for IClusterCleanup	D6105110-8917-41A5-AA32-8E0AA2933DC9	None
RPC Interface UUID for IClusterSetup	491260B5-05C9-40D9-B7F2-1F7BDAE0927F	None
RPC Interface UUID for IClusterLog	85923CA7-1B6B-4E83-A2E4-F5BA3BFBB8A3	None
RPC Interface UUID for IClusterFirewall	F1D6C29C-8FBE-4691-8724-F6D8DEAE AFC8	None
RPC Interface UUID for IClusterUpdate	E3C9B851-C442-432B-8FC6-A7FAAFC09D3B	None
CLSID for ClusterStorage2	C72B09DB-4D53-4f41-8DCC-2D752AB56F7C	None
CLSID for ClusterNetwork2	E1568352-586D-43e4-933F-8E6DC4DE317A	None
CLSID for ClusterCleanup	A6D3E32B-9814-4409-8DE3-CFA673E6D3DE	None
CLSID for ClusterSetup	04D55210-B6AC-4248-9E69-2A569D1D2AB6	None
CLSID for ClusterLog	88E7AC6D-C561-4F03-9A60-39DD768F867D	None
CLSID for ClusterFirewall	3CFEE98C-FB4B-44C6-BD98-A1DB14ABCA3F	None

Parameter	Value	Reference
CLSID for ClusterUpdate	4142DD5D-3472-4370-8641-DE7856431FB0	None

2 Messages

This protocol references commonly used data types as defined in [\[MS-DTYP\]](#).

2.1 Transport

This protocol uses the **DCOM** Remote Protocol, as specified in [\[MS-DCOM\]](#), as its transport. On its behalf, the DCOM Remote Protocol uses the following **RPC protocol sequence**: **RPC** over TCP, as specified in [\[MS-RPCE\]](#). This protocol uses **RPC dynamic endpoints**, as specified in [\[C706\]](#) section 4. The server MUST require an RPC **authentication level** that is not less than `RPC_C_AUTHN_LEVEL_PKT_PRIVACY`, also specified in [\[MS-RPCE\]](#).

This protocol MUST use the following **universally unique identifiers (UUIDs)**:

- **IClusterStorage2**: 12108A88-6858-4467-B92F-E6CF4568DFB6
- **IClusterNetwork2**: 2931C32C-F731-4c56-9FEB-3D5F1C5E72BF
- **IClusterCleanup**: D6105110-8917-41A5-AA32-8E0AA2933DC9
- **IClusterSetup**: 491260B5-05C9-40D9-B7F2-1F7BDAE0927F
- **IClusterLog**: 85923CA7-1B6B-4E83-A2E4-F5BA3BFBB8A3
- **IClusterFirewall**: F1D6C29C-8FBE-4691-8724-F6D8DEAEAF8C

The [IClusterStorage3 interface](#) SHOULD [<1>](#) be supported. The following UUID MUST be used when **IClusterStorage3** is supported:

- **IClusterStorage3**: 11942D87-A1DE-4E7F-83FB-A840D9C5928D

The [IClusterUpdate interface](#) SHOULD [<2>](#) be supported. The following UUID MUST be used when **IClusterUpdate** is supported:

- **IClusterUpdate**: E3C9B851-C442-432B-8FC6-A7FAAFC09D3B

The protocol MUST use the following **class identifiers (CLSIDs)**:

- C72B09DB-4D53-4f41-8DCC-2D752AB56F7C for the class that implements **IClusterStorage2**
- E1568352-586D-43e4-933F-8E6DC4DE317A for the class that implements **IClusterNetwork2**
- A6D3E32B-9814-4409-8DE3-CFA673E6D3DE for the class that implements **IClusterCleanup**
- 04D55210-B6AC-4248-9E69-2A569D1D2AB6 for the class that implements **IClusterSetup**
- 88E7AC6D-C561-4F03-9A60-39DD768F867D for the class that implements **IClusterLog**
- 3CFEE98C-FB4B-44C6-BD98-A1DB14ABCA3F for the class that implements **IClusterFirewall**

The following CLSID MUST be used when **IClusterStorage3** is supported:

- C72B09DB-4D53-4f41-8DCC-2D752AB56F7C for the class that implements **IClusterStorage3**

The following CLSID MUST be used when **IClusterUpdate** is supported:

- 4142DD5D-3472-4370-8641-DE7856431FB0 for the class that implements **IClusterUpdate**

2.2 Common Data Types

In addition to the **RPC** base types and definitions specified in [\[C706\]](#) and [\[MS-RPCE\]](#), additional data types are defined in this section.

The following list summarizes the types that are defined in this specification:

- [CPREP_DISKID_ENUM](#)
- [CPREP_DISKID](#)
- [DiskStackType](#)
- [CPREP_SCSI_ADDRESS](#)
- [DISK_PROPS](#)
- [DISK_PROPS_EX](#)
- [REGISTERED_DSM](#)
- [REGISTERED_DSMS](#)
- [STORAGE_DEVICE_ID_DESCRIPTOR](#)
- [STORAGE_IDENTIFIER](#)
- [ADAPTERLIST](#)
- [ADAPTERLIST2](#)
- [SERIALIZEDGUID](#)
- [ADAPTER](#)
- [ADAPTER2](#)
- [IPPREFIX](#)
- [CLUSTER_NETWORK_PROFILE](#)
- [NODE_ROUTE_INFO](#)
- [ADD_ROUTES_REQUEST](#)
- [ROUTE_STATUS](#)
- [ROUTE_LOSS_AND_STATE](#)
- [ADD_ROUTES_REPLY](#)

2.2.1 CPREP_DISKID_ENUM

The CPREP_DISKID_ENUM enumeration defines possible kinds of **disk** identifiers.

```
typedef enum _CPREP_DISKID_ENUM
{
    CprepIdSignature = 0x00000000,
    CprepIdGuid = 0x00000001,
    CprepIdNumber = 0x00000fa0,
    CprepIdUnknown = 0x00001388
} CPREP_DISKID_ENUM,
```

```
*PCPREP_DISKID_ENUM;
```

CprepIdSignature: A **small computer system interface (SCSI)** signature that is 4 bytes in length. Used to identify **master boot record (MBR)** disks.

CprepIdGuid: A signature of a **GUID partitioning table (GPT) disk**, which is a **GUID**. A GUID, also known as a **UUID**, is a 16-byte structure, intended to serve as a unique identifier for an object.

CprepIdNumber: The number by which the disk is identified.

CprepIdUnknown: Used for disks that are not identified via one of the previously described ways.

2.2.2 CPREP_DISKID

The CPREP_DISKID structure identifies an operating system **disk** and typically corresponds to a **LUN**. This structure holds either the operating system disk number (not the **BIOS** disk number) or the **disk signature**.

```
typedef struct CPREP_DISKID {
    CPREP_DISKID_ENUM DiskIdType;
    [switch_is(DiskIdType)] union {
        [case(CprepIdSignature)]
            unsigned long DiskSignature;
        [case(CprepIdGuid)]
            GUID DiskGuid;
        [case(CprepIdNumber)]
            unsigned long DeviceNumber;
        [case(CprepIdUnknown)]
            unsigned long Junk;
    };
} CPREP_DISKID,
*PCPREP_DISKID;
```

DiskIdType: This MUST be one of the valid [CPREP_DISKID_ENUM](#) values.

DiskSignature: This field is valid only if **DiskIdType** is CprepIdSignature. It MUST contain the 4-byte signature of the disk. How the disk signature is assigned is implementation-specific.

DiskGuid: This field is valid only if **DiskIdType** is CprepIdGuid. It MUST contain the GUID that identifies the disk. How the disk GUID is assigned is implementation-specific.

DeviceNumber: This field is valid only if **DiskIdType** is CprepIdNumber. It MUST contain the operating system disk number, not the **BIOS** disk number. The **device** number ranges from zero to the number of disks accessible by the server minus one. How the device number is assigned is implementation-specific.

Junk: This field is valid only if **DiskIdType** is CprepIdUnknown. The value of this field is not used.

2.2.3 DiskStackType

The DiskStackType enumeration defines valid driver types that a **disk** driver is implemented as.

```
typedef enum _DiskStackType
{
    DiskStackScsiPort = 0x00000000,
    DiskStackStorPort = 0x00000001,
    DiskStackFullPort = 0x00000002
};
```

```
} DiskStackType;
```

DiskStackScsiPort: The driver is a SCSIPort driver.

DiskStackStorPort: The driver is a StorPort driver.

DiskStackFullPort: The driver is a monolithic driver and does not conform to any storage driver submodel.

2.2.4 CPREP_SCSI_ADDRESS

The CPREP_SCSI_ADDRESS structure holds information to identify a **disk** via the **SCSI protocol**. The structure is included in this document because it is referenced by the [DISK_PROPS](#) structure; however, the values in this structure are never read by the client.

```
typedef struct _CPREP_SCSI_ADDRESS {
    unsigned long Length;
    unsigned char PortNumber;
    unsigned char PathId;
    unsigned char TargetId;
    unsigned char Lun;
} CPREP_SCSI_ADDRESS,
*PCPREP_SCSI_ADDRESS;
```

Length: Contains the length of this structure in bytes.

PortNumber: Contains the number of the **SCSI** adapter.

PathId: Contains the number of the bus.

TargetId: Contains the number of the target **device**.

Lun: Contains the **logical unit number**.

2.2.5 DISK_PROPS

The DISK_PROPS structure holds information about a single **disk**.[<3>](#)

```
typedef struct _DISK_PROPS {
    unsigned long DiskNumber;
    CPREP_DISKID DiskId;
    unsigned long DiskBusType;
    DiskStackType StackType;
    CPREP_SCSI_ADDRESS ScsiAddress;
    long DiskIsClusterable;
    wchar_t AdapterDesc[260];
    unsigned long NumPaths;
    unsigned long Flags;
} DISK_PROPS,
*PDISK_PROPS;
```

DiskNumber: The zero-based **device** number assigned to the disk by the operating system.

DiskId: A valid [CPREP_DISKID](#) structure with the correct identifier for the disk.

DiskBusType: The type of bus to which the disk is attached. It MAY[<4>](#) be one of the following values.

Value	Meaning
BusTypeUnknown 0x00000000	The bus type is not one of those that follows.
BusTypeScsi 0x00000001	The bus type is SCSI .
BusTypeAtapi 0x00000002	The bus type is AT attachment packet interface (ATAPI).
BusTypeAta 0x00000003	The bus type is advanced technology attachment (ATA).
BusType1394 0x00000004	The bus type is IEEE 1394.
BusTypeSsa 0x00000005	The bus type is serial storage architecture (SSA).
BusTypeFibre 0x00000006	The bus type is Fibre Channel.
BusTypeUsb 0x00000007	The bus type is universal serial bus (USB).
BusTypeRAID 0x00000008	The bus type is redundant array of independent disks (RAID).
BusTypeIscsi 0x00000009	The bus type is iSCSI.
BusTypeSas 0x0000000A	The bus type is Serial Attached SCSI (SAS).
BusTypeSata 0x0000000B	The bus type is Serial ATA (SATA).
BusTypeSd 0x0000000C	The bus type is Sd.
BusTypeMmc 0x0000000D	The bus type is Mmc.
BusTypeVirtual 0x0000000E	The bus type is Virtual.
BusTypeFileBackedVirtual 0x0000000F	The bus type is File Backed Virtual.
BusTypeSpaces 0x00000010	The bus is type Spaces.

StackType: The driver subtype of the device driver. It MUST be one of the valid values for [DiskStackType](#).

ScsiAddress: The SCSI address of the disk. It MUST be a valid [CPREP SCSI ADDRESS](#).

DiskIsClusterable: A Boolean flag that indicates whether the disk can be represented by a storage class resource in a **failover cluster**, as specified in [MS-CMRP]. A value of TRUE or 1 indicates that the disk can be represented by a storage class resource. A value of FALSE or 0 indicates that the disk cannot be represented by a storage class resource. The value of the **DiskIsClusterable** member can be determined in an implementation-specific way.

AdapterDesc: A user-friendly description of the adapter to which the disk is connected.

NumPaths: The number of IO paths to the disk. A Multipath I/O (MPIO) disk has a number greater than 1.

Flags: Information about the disk. It MAY [<5>](#) be one or more of the following values bitwise OR'd together.

Value	Meaning
DISK_BOOT 0x00000001	The disk is the boot device.
DISK_SYSTEM 0x00000002	The disk contains the operating system.
DISK_PAGEFILE 0x00000004	The disk contains an operating system pagefile.
DISK_HIBERNATE 0x00000008	The disk will be used to store system hibernation data.
DISK_CRASHDUMP 0x00000010	The disk will be used to store system crash dump data.
DISK_REMOVABLE 0x00000020	The disk is on removable media.
DISK_CLUSTERNOSUPP 0x00000040	The disk is not supported by the cluster implementation. The criteria for support are implementation-specific.
DISK_BUSNOSUPP 0x00000100	The disk is on a bus not supported by the cluster implementation. The criteria for support are implementation-specific.
DISK_SYSTEMBUS 0x00000200	The disk is on the same bus as the disk containing the operating system.
DISK_ALREADY_CLUSTERED 0x00000400	The disk is already controlled by the cluster.
DISK_SYTLE_MBR 0x00001000	The disk is MBR .
DISK_STYLE_GPT 0x00002000	The disk is GPT .
DISK_STYLE_RAW 0x00004000	The disk is neither MBR nor GPT.
DISK_PART_BASIC 0x00008000	The disk is configured with basic volumes .
DISK_PART_DYNAMIC	The disk is configured with dynamic volumes .

Value	Meaning
0x00010000	
DISK_CLUSTERED_ONLINE 0x00020000	The disk is controlled by the cluster and is online .
DISK_UNREADABLE 0x00040000	The disk cannot be read.
DISK_MPIO 0x00080000	The disk is controlled by MPIO.
DISK_CLUSTERED_OTHER 0x00100000	The disk is controlled by cluster software other than the failover cluster implementation.
DISK_MISSING 0x00200000	The disk could not be found.
DISK_REDUNDANT 0x00400000	The disk is exposed to the operating system multiple times through redundant paths.
DISK_SNAPSHOT 0x00800000	The disk is a snapshot disk.
DISK_FAILING_IO 0x02000000	The disk is unable to gather disk information.
DISK_NO_PAGE83 0x04000000	The disk has does not have a Device Identification VPD page (see [SPC-3] section 7.6.3) with PAGE CODE (see [SPC-3] table 294) set to 83h, a device ASSOCIATION (see [SPC-3] table 297), and IDENTIFIER TYPE (see [SPC-3] table 298) of Type 8, Type 3, or Type 2 .
DISK_COLLISION 0x08000000	The disk's signature collides with the signature on another disk visible to this server, and disk signature collision resolution is disabled.
DISK_OUTOFSPACE 0x10000000	The disk is a thin-provisioned LUN that has no free space.
DISK_POOL_DRIVE 0x20000000	The disk is a member of a storage pool .
DISK_POOL_DRIVE_NOT_TESTABLE 0x40000000	The disk is a member of a storage pool and cannot be tested because the storage pool is in use.
DISK_POOL_CLUSTERED 0x80000000	The disk is member of a storage pool and the storage pool to which it belongs is a cluster resource.

2.2.6 DISK_PROPS_EX

The DISK_PROPS_EX structure holds information about a single **disk**. This structure SHOULD [<6>](#) be supported and is required for the [IClusterStorage3 interface](#).

```
typedef struct _DISK_PROPS_EX {
    ULONG DiskNumber;
```

```

CPREP_DISKID DiskId;
ULONG DiskBusType;
DiskStackType StackType;
CPREP_SCSI_ADDRESS ScsiAddress;
BOOL DiskIsClusterable;
wchar_t AdapterDesc[260];
[string] LPWSTR pwszFriendlyName;
unsigned long NumPaths;
unsigned long Flags;
unsigned long ExtendedFlags;
[string] LPWSTR pwszPoolName;
[string] LPWSTR pwszPage83Id;
[string] LPWSTR pwszSerialNumber;
GUID guidPoolId;
} DISK_PROPS_EX,
*PDISK_PROPS_EX;

```

DiskNumber: The zero-based **device** number assigned to the disk by the operating system.

DiskId: A valid [CPREP_DISKID](#) structure with the correct identifier for the disk.

DiskBusType: The type of bus to which the disk is attached. It contains one of the following values.

Value	Meaning
BusTypeUnknown 0x00000000	The bus type is not one of those that follow.
BusTypeScsi 0x00000001	The bus type is SCSI .
BusTypeAtapi 0x00000002	The bus type is AT attachment packet interface (ATAPI).
BusTypeAta 0x00000003	The bus type is advanced technology attachment (ATA).
BusType1394 0x00000004	The bus type is IEEE 1394.
BusTypeSsa 0x00000005	The bus type is serial storage architecture (SSA).
BusTypeFibre 0x00000006	The bus type is Fibre Channel.
BusTypeUsb 0x00000007	The bus type is universal serial bus (USB).
BusTypeRAID 0x00000008	The bus type is redundant array of independent disks (RAID).
BusTypeiScsi 0x00000009	The bus type is iSCSI.
BusTypeSas 0x0000000A	The bus type is Serial Attached SCSI (SAS).
BusTypeSata 0x0000000B	The bus type is Serial ATA (SATA).

Value	Meaning
BusTypeSd 0x0000000C	The bus type is Sd.
BusTypeMmc 0x0000000D	The bus type is Mmc.
BusTypeVirtual 0x0000000E	The bus type isVirtual.
BusTypeFileBackedVirtual 0x0000000F	The bus type is File Backed Virtual.
BusTypeSpaces 0x00000010	The bus type is Spaces.

StackType: The driver subtype of the device driver. It MUST be one of the valid values for [DiskStackType](#).

ScsiAddress: The SCSI address of the disk. It MUST be a valid [CPREP SCSI ADDRESS](#).

DiskIsClusterable: A Boolean flag that indicates whether the disk can be clustered. A value of TRUE or 1 indicates that the disk can be clustered. A value of FALSE or 0 indicates that the disk cannot be clustered. The value of the **DiskIsClusterable** member can be determined in an implementation-specific way.

AdapterDesc: A user-friendly description of the adapter to which the disk is connected.

pwszFriendlyName: A null-terminated string containing a user-friendly description of the disk. Memory for this string is allocated by the server and MUST be freed by the client.

NumPaths: The number of IO paths to the disk. A Multipath I/O (MPIO) disk has a number greater than 1.

Flags: Information about the disk. It contains one or more of the following values bitwise OR'd together.

Value	Meaning
DISK_BOOT 0x00000001	The disk is the boot device.
DISK_SYSTEM 0x00000002	The disk contains the operating system.
DISK_PAGEFILE 0x00000004	The disk contains an operating system pagefile.
DISK_HIBERNATE 0x00000008	The disk will be used to store system hibernation data.
DISK_CRASHDUMP 0x00000010	The disk will be used to store system crash dump data.
DISK_REMOVABLE 0x00000020	The disk is on removable media.
DISK_CLUSTERNOSUPP	The disk is not supported by the cluster implementation. The criteria

Value	Meaning
0x00000040	for support are implementation-specific.
DISK_BUSNOSUPP 0x00000100	The disk is on a bus not supported by the cluster implementation. The criteria for support are implementation-specific.
DISK_SYSTEMBUS 0x00000200	The disk is on the same bus as the disk containing the operating system.
DISK_ALREADY_CLUSTERED 0x00000400	The disk is already controlled by the cluster.
DISK_SYTLE_MBR 0x00001000	The disk is MBR .
DISK_STYLE_GPT 0x00002000	The disk is GPT .
DISK_STYLE_RAW 0x00004000	The disk is neither MBR nor GPT.
DISK_PART_BASIC 0x00008000	The disk is configured with basic volumes .
DISK_PART_DYNAMIC 0x00010000	The disk is configured with dynamic volumes .
DISK_CLUSTERED_ONLINE 0x00020000	The disk is controlled by the cluster and is online .
DISK_UNREADABLE 0x00040000	The disk cannot be read.
DISK_MPIO 0x00080000	The disk is controlled by MPIO.
DISK_CLUSTERED_OTHER 0x00100000	The disk is controlled by cluster software other than the failover cluster implementation.
DISK_MISSING 0x00200000	The disk could not be found.
DISK_REDUNDANT 0x00400000	The disk is exposed to the operating system more than once through redundant paths.
DISK_SNAPSHOT 0x00800000	The disk is a snapshot disk.
DISK_FAILING_IO 0x02000000	The disk is unable to gather disk information.
DISK_NO_PAGE83 0x04000000	The disk has does not have a Device Identification VPD page (see [SPC-3] section 7.6.3) with PAGE CODE (see [SPC-3] table 294) set to 83h, a device ASSOCIATION (see [SPC-3] table 297), and IDENTIFIER TYPE (see [SPC-3] table 298) of Type 8 , Type 3 , or Type 2 .
DISK_COLLISION 0x08000000	The disk's signature collides with the signature of another disk visible to this server, and disk signature collision resolution is disabled.

Value	Meaning
DISK_OUTOFSPACE 0x10000000	The disk is a thin-provisioned LUN that has no free space.
DISK_POOL_DRIVE 0x20000000	The disk is a member of a storage pool .
DISK_POOL_DRIVE_NOT_TESTABLE 0x40000000	The disk is a member of a storage pool but does not meet implementation-specific criteria for testing.
DISK_POOL_CLUSTERED 0x80000000	The disk is a member of a storage pool, and the storage pool to which it belongs is a cluster resource.

ExtendedFlags: Additional information about the disk. It contains one or more of the following values bitwise OR'd together.

Value	Meaning
DISK_EX_SPLITPOOLCONFIG 0x00000001	The storage pool drive is configured for both pool and non-pool data.
DISK_EX_POOL_NOT_CLUSTERABLE 0x00000002	The storage pool drive is part of a pool that is not suitable for failover clustering.

pwszPoolName: A null-terminated string indicating the name of the storage pool that the disk is a member of. If the disk is not a member of a storage pool, this field **MUST** be initialized to NULL.

Memory is allocated by the server and **MUST** be freed by the client.

pwszPage83Id: A null-terminated string containing a **VPD 83h** identifier (see [SPC-3] section 7.6.3) associated with the addressed **logical unit number**. The VPD 83h **ASSOCIATION** field (see [SPC-3] table 297) has the value 00bh, and **IDENTIFIER TYPE** (see [SPC-3] table 298) equal to **SCSI name string** (8h), **NAA** (3h), or **EUI-64 based** (2h).

The order of precedence when choosing a VPD 83h identifier to return is: **SCSI name string** type has precedence over **NAA** or **EUI-64 based**, and **NAA** has precedence over **EUI-64 based**.

Memory is allocated by the server and **MUST** be freed by the client.

pwszSerialNumber: A null-terminated string containing the VPD page 80h (**Unit Serial Number**). This field is optional, according to [SPC-3] (it can be all spaces). Memory for this string is allocated by the server and **MUST** be freed by the client.

guidPoolId: The identifier of the storage pool that the disk is a member of. If the disk is not a member of a storage pool, this field **MUST** be initialized to GUID_NULL.

2.2.7 REGISTERED_DSM

The REGISTERED_DSM packet contains information about a single **Device-Specific Module (DSM)**.

0	1	2	3	4	5	6	7	8	9	10	11	12	13	14	15	16	17	18	19	20	21	22	23	24	25	26	27	28	29	30	31
DsmName (128 bytes)																															

...
...
MajorVersion
MinorVersion
ProductBuild
QfeNumber

DsmName (128 bytes): The name of the DSM.

MajorVersion (4 bytes): The major version of the driver.

MinorVersion (4 bytes): The minor version of the driver.

ProductBuild (4 bytes): The build number of the driver.

QfeNumber (4 bytes): The **QFE number** of the driver.

2.2.8 REGISTERED_DSMS

The REGISTERED_DSMS packet contains a list of [REGISTERED_DSM](#) structures and their count.

0	1	2	3	4	5	6	7	8	9	0	1	2	3	4	5	6	7	8	9	0	1	2	3	4	5	6	7	8	9	0	1
NumDsms																															
Dms (variable)																															
...																															

NumDsms (4 bytes): The number of REGISTERED_DSM structures that directly follow this field.

Dms (variable): An array of valid REGISTERED_DSM structures.

2.2.9 STORAGE_DEVICE_ID_DESCRIPTOR

The STORAGE_DEVICE_ID_DESCRIPTOR structure contains identifiers for a given storage **device**.

0	1	2	3	4	5	6	7	8	9	0	1	2	3	4	5	6	7	8	9	0	1	2	3	4	5	6	7	8	9	0	1
Version																															
Size																															
NumberOfIdentifiers																															

Identifiers (variable)
...

Version (4 bytes): A number that is the version of the structure. The value is not important, but an implementation **MUST** return the same value for all servers running that implementation.

Size (4 bytes): The size, in bytes, of the structure.

NumberOfIdentifiers (4 bytes): The number of identifiers in the **Identifiers** area of the structure.

Identifiers (variable): A set of [STORAGE_IDENTIFIER](#) structures. The first structure starts at the start of this field.

2.2.10 STORAGE_IDENTIFIER

The STORAGE_IDENTIFIER structure contains an identifier for a storage **device**.

0	1	2	3	4	5	6	7	8	9	0	1	2	3	4	5	6	7	8	9	0	1	2	3	4	5	6	7	8	9	0	1
CodeSet																															
Type																															
IdentifierSize																NextOffset															
Association																															
Identifier (variable)																															
...																															

CodeSet (4 bytes): This field has the same meaning and possible values as the **CODE SET** field defined in [\[SPC-3\]](#) section 7.6.3.1.

Type (4 bytes): This field has the same meaning and possible values as the **IDENTIFIER TYPE** field defined in [\[SPC-3\]](#) section 7.6.3.1.

IdentifierSize (2 bytes): The length, in bytes, of the **Identifier** field.

NextOffset (2 bytes): The offset, in bytes, from the start of this structure to the next STORAGE_IDENTIFIER structure.

Association (4 bytes): This field has the same meaning and possible values as the **ASSOCIATION** field defined in [\[SPC-3\]](#) section 7.6.3.1.

Identifier (variable): This field has the same meaning as the **IDENTIFIER** field defined in [\[SPC-3\]](#) section 7.6.3.1.

2.2.11 ADAPTERLIST

An ADAPTERLIST contains a list of information about the network adapters on a given system.

0	1	2	3	4	5	6	7	8	9	10	11	12	13	14	15	16	17	18	19	20	21	22	23	24	25	26	27	28	29	30	31
AdapterListNameLength																AdapterListName (46 bytes)															
...																															
...																															
ServerNameLength																ServerName (variable)															
...																															
NumberOfAdapters																Adapter (variable)															
...																															
NumberOfGuids																Guid (variable)															
...																															

AdapterListNameLength (2 bytes): An unsigned short that MUST contain the value 0x002E.

AdapterListName (46 bytes): MUST be the UNICODE string "class mscs::AdapterList" without a terminating null character.

ServerNameLength (2 bytes): An unsigned short that MUST contain the size in bytes of the **ServerName** field.

ServerName (variable): MUST be the **fully qualified domain name (FQDN)** of the server as a Unicode string without a terminating null character.

NumberOfAdapters (2 bytes): An unsigned short that MUST contain the number of **Adapter** items that follow it.

Adapter (variable): MUST be a valid [ADAPTER](#) structure.

NumberOfGuids (2 bytes): An unsigned short that MUST contain the number of **Guid** items that follow it.

Guid (variable): MUST be a valid [SERIALIZEDGUID](#) structure. The number of **Guids** MUST be greater than or equal to 2 multiplied by the value of **NumberOfAdapters**.

2.2.12 SERIALIZEDGUID

The SERIALIZEDGUID contains a **GUID** in string format.

0	1	2	3	4	5	6	7	8	9	10	11	12	13	14	15	16	17	18	19	20	21	22	23	24	25	26	27	28	29	30	31
GuidLength																Guid (72 bytes)															
...																															

...
...

GuidLength (2 bytes): An unsigned short that MUST be 0x0048.

Guid (72 bytes): MUST be the Unicode string **UUID** as defined in [\[C706\]](#).

2.2.13 ADAPTER

The ADAPTER structure contains information about a single network adapter on the system.

0	1	2	3	4	5	6	7	8	9	10	11	12	13	14	15	16	17	18	19	20	21	22	23	24	25	26	27	28	29	30	31
AdapterNameLength											AdapterName (38 bytes)																				
...																															
...																															
DescriptionLength											Description (variable)																				
...																															
FriendlyNameLength											FriendlyName (variable)																				
...																															
NameLength											Name (variable)																				
...																															
NumberOfPrefixes											Prefix (variable)																				
...																															
PhysicalAddressLength											PhysicalAddress (variable)																				
...																															
NumberOfAddresses											Address (128 bytes)																				
...																															
...																															
...											NumberOfGatewayAddresses																				
GatewayAddress (128 bytes)																															

...		
...		
AdapterType		
TunnelType		
OperStatus		
DhcpEnabled	InternalNetwork	ClusterAdapter

AdapterNameLength (2 bytes): An unsigned short that MUST be the value 0x0026.

AdapterName (38 bytes): MUST be the Unicode string "class mscls::Adapter" without a terminating null character.

DescriptionLength (2 bytes): An unsigned short that MUST contain the size, in bytes, of the **Description** field.

Description (variable): A user-friendly description of the adapter, the value of which is implementation-specific. The string SHOULD be unique for ADAPTERs in an [ADAPTERLIST](#). MUST be a Unicode string without a terminating null character.

FriendlyNameLength (2 bytes): An unsigned short that MUST contain the size, in bytes, of the **FriendlyName** field.

FriendlyName (variable): A user-friendly name to identify the adapter, the value of which is implementation-specific. The string MUST be unique for ADAPTERs in an ADAPTERLIST. MUST be a Unicode string without a terminating null character.

NameLength (2 bytes): An unsigned short that MUST contain the size, in bytes, of the **Name** field.

Name (variable): The name that the adapter identifies itself as, the value of which is implementation-specific. The string MUST be unique for ADAPTERs in an ADAPTERLIST. MUST be a Unicode string without a terminating null character.

NumberOfPrefixes (2 bytes): An unsigned short that MUST be the number of following **Prefix** elements.

Prefix (variable): MUST be a valid [IPPREFIX](#) structure. Contains the associated prefix lengths for the addresses of the adapter listed in the **Address** field.

PhysicalAddressLength (2 bytes): An unsigned short that MUST contain the size, in bytes, of the **PhysicalAddress** field.

PhysicalAddress (variable): MUST be a Unicode string without a terminating null character. The value of the string is the string representation in hexadecimal of the Media Access Control (MAC) address of the adapter. If the **AdapterType** field is IF_TYPE_ETHERNET_CSMACD (0x00000006), this string MUST be in the form "AA-BB-CC-DD-EE-FF", where AA is the 2-byte hexadecimal representation of the first byte of the MAC address, BB is the 2-byte representation of the second byte of the MAC address, etc., to FF, the 2-byte representation of the sixth byte of the MAC address. Alphabetic characters (A-F) in the hexadecimal representations MUST be capitalized. If the **AdapterType** field is some value other than IF_TYPE_ETHERNET_CSMACD, then the same form is used. If the MAC address has fewer than 8 bytes, the server SHOULD set characters beyond the length of the MAC address to 0x00.

NumberOfAddresses (2 bytes): An unsigned short that MUST be the number of following **Address** elements.

Address (128 bytes): The addresses of the adapter. MUST be laid out as a `sockaddr_in` or `sockaddr_in6` structure as specified in [\[RFC2553\]](#). The remaining bytes SHOULD be set to 0x00.

NumberOfGatewayAddresses (2 bytes): An unsigned short that MUST be the number of following **GatewayAddress** structures.

GatewayAddress (128 bytes): The addresses of the network gateway. MUST be laid out as a `sockaddr_in` or `sockaddr_in6` structure as specified in [\[RFC2553\]](#). The remaining bytes SHOULD be set to 0x00.

AdapterType (4 bytes): A constant that describes the adapter type. MUST be one of the values specified by the Internet Assigned Numbers Authority (IANA) [\[IANAifType\]](#).

TunnelType (4 bytes): A constant that describes the type of tunnel protocol that the adapter supports. MUST be one of the values defined by the IANA [\[IANAifType\]](#) or 0.

Value	Meaning
1 – 15	A tunnel type defined by the IANA [IANAifType] .
TUNNEL_TYPE_NONE 0	A tunnel type was not specified.

OperStatus (4 bytes): A number representing the status of the adapter. MUST be one of the values defined in [\[RFC2863\]](#).

DhcpEnabled (1 byte): MUST be set to 0x01 if the adapter is enabled for **Dynamic Host Configuration Protocol (DHCP)**; otherwise, the value MUST be 0x00.

Value	Meaning
0x01	The adapter is enabled for DHCP.
0x00	The adapter is not enabled for DHCP.

InternalNetwork (1 byte): MUST be set to 0x01 if the adapter is recommended by the implementation to be suitable as a private network; otherwise, the value MUST be set to 0x00. A private network is specified in [\[MS-CMRP\]](#) section 3.1.1.7. The algorithm to determine private network suitability is implementation-specific.

Value	Meaning
0x01	The adapter is recommended by the implementation to be suitable as a private network.
0x00	The adapter is not recommended by the implementation to be suitable as a private network.

ClusterAdapter (1 byte): MUST be set to 0x01 if the adapter is determined to be a cluster adapter; otherwise, the value MUST be set to 0x00. A cluster adapter is a virtual adapter managed by the cluster software, but is not a cluster network **interface** as specified in [\[MS-CMRP\]](#). In a given ADAPTERLIST, there SHOULD be exactly one ADAPTER with **ClusterAdapter** set to 1.

Value	Meaning
0x01	The adapter is a cluster adapter.
0x00	The adapter is not a cluster adapter.

2.2.14 IPPREFIX

The IPPREFIX structure contains an IP address and the prefix length of its associated network.

0	1	2	3	4	5	6	7	8	9	10	11	12	13	14	15	16	17	18	19	20	21	22	23	24	25	26	27	28	29	30	31
Endpoint (128 bytes)																															
...																															
...																															
PrefixLength																															

Endpoint (128 bytes): MUST be laid out as a sockaddr_in or sockaddr_in6 structure as specified in [\[RFC2553\]](#). The remaining bytes SHOULD be set to 0x00.

PrefixLength (4 bytes): The prefix length of the associated network of the IP address in **Endpoint**.

2.2.15 CLUSTER_NETWORK_PROFILE

The **CLUSTER_NETWORK_PROFILE** enumeration defines the valid values for network adapter firewall profiles. When the server firewall enforces policies specified in [\[MS-FASP\]](#), the server SHOULD determine the network adapter firewall profile by querying the server firewall for the network adapter profile and mapping that value as specified below.

```
typedef enum _CLUSTER_NETWORK_PROFILE
{
    ClusterNetworkProfilePublic = 0x00,
    ClusterNetworkProfilePrivate = 0x01,
    ClusterNetworkProfileDomainAuthenticated = 0x02
} CLUSTER_NETWORK_PROFILE;
*PCLUSTER_NETWORK_PROFILE;
```

ClusterNetworkProfilePublic: See **FW_PROFILE_TYPE_PUBLIC** in [MS-FASP] section 2.2.2.

ClusterNetworkProfilePrivate: See **FW_PROFILE_TYPE_PRIVATE** in [MS-FASP] section 2.2.2.

ClusterNetworkProfileDomainAuthenticated: See **FW_PROFILE_TYPE_DOMAIN** in [MS-FASP] section 2.2.2.

2.2.16 ADAPTERLIST2

An ADAPTERLIST2 contains a list of information about the network adapters on a given system.

0	1	2	3	4	5	6	7	8	9	10	11	12	13	14	15	16	17	18	19	20	21	22	23	24	25	26	27	28	29	30	31
AdapterList2IdentifierLength																AdapterList2Identifier															
ServerNameLength																ServerName (variable)															

...	
NumberOfAdapter2s	Adapter2 (variable)
...	
NumberOfGuids	Guid (variable)
...	

AdapterList2IdentifierLength (2 bytes): An unsigned short that MUST contain the value 0x0002.

AdapterList2Identifier (2 bytes): An unsigned short that MUST contain the value 0x227A.

ServerNameLength (2 bytes): An unsigned short that MUST contain the size, in bytes, of the **ServerName** field.

ServerName (variable): This field MUST be the **fully qualified domain name (FQDN)** of the server represented as a Unicode string without a terminating null character.

NumberOfAdapter2s (2 bytes): An unsigned short that MUST contain the number of **Adapter** items that follow it.

Adapter2 (variable): This field MUST be a valid [ADAPTER2](#) structure.

NumberOfGuids (2 bytes): An unsigned short that MUST contain the number of **Guid** items that follow it.

Guid (variable): This field MUST be a valid [SERIALIZEDGUID](#) structure. The number of **Guids** MUST be greater than or equal to 2 multiplied by the value of **NumberOfAdapters**.

2.2.17 ADAPTER2

The ADAPTER2 structure contains information about a single network adapter on the system.

0	1	2	3	4	5	6	7	8	9	10	11	12	13	14	15	16	17	18	19	20	21	22	23	24	25	26	27	28	29	30	31
Adapter2IdentifierLength																Adapter2Identifier															
DescriptionLength																Description (variable)															
...																															
FriendlyNameLength																FriendlyName (variable)															
...																															
NameLength																Name (variable)															
...																															
NumberOfPrefixes																Prefix (variable)															

...			
PhysicalAddressLength		PhysicalAddress (variable)	
...			
NumberOfAddresses		Address (128 bytes)	
...			
...			
...		NumberOfGatewayAddresses	
GatewayAddress (128 bytes)			
...			
...			
InterfaceIndex			
AdapterType			
TunnelType			
OperStatus			
DhcpEnabled	InternalNetwork	ClusterAdapter	ConnectedToISCSI
LinkSpeed			
...			
RdmaCapable	RssCapable		

Adapter2IdentifierLength (2 bytes): An unsigned short that MUST be the value 0x0002.

Adapter2Identifier (2 bytes): An unsigned short that MUST be the value 0x227B.

DescriptionLength (2 bytes): An unsigned short that MUST contain the size, in bytes, of the **Description** field.

Description (variable): A user-friendly description of the adapter, the value of which is implementation-specific. The string SHOULD be unique within the set of ADAPTER2s in an [ADAPTERLIST2](#). This field MUST be a Unicode string without a terminating null character.

FriendlyNameLength (2 bytes): An unsigned short that MUST contain the size, in bytes, of the **FriendlyName** field.

FriendlyName (variable): A user-friendly name to identify the adapter, the value of which is implementation-specific. The string MUST be unique within the set of ADAPTER2s in an ADAPTERLIST2. This field MUST be a Unicode string without a terminating null character.

NameLength (2 bytes): An unsigned short that MUST contain the size, in bytes, of the **Name** field.

Name (variable): The name that the adapter identifies itself as, the value of which is implementation-specific. The string MUST be unique within the set of ADAPTER2s in an ADAPTERLIST2. This field MUST be a Unicode string without a terminating null character.

NumberOfPrefixes (2 bytes): An unsigned short that MUST be the number of elements in the **Prefix** field.

Prefix (variable): This field MUST be a valid [IPPREFIX](#) structure. Contains the associated prefix lengths for the addresses of the adapter listed in the **Address** field.

PhysicalAddressLength (2 bytes): An unsigned short that MUST contain the size, in bytes, of the **PhysicalAddress** field.

PhysicalAddress (variable): This field MUST be a Unicode string without a terminating null character. The value of the string is the string representation in hexadecimal of the Media Access Control (MAC) address of the adapter. If the **AdapterType** field is IF_TYPE_ETHERNET_CSMACD (0x00000006), this string MUST be in the form "AA-BB-CC-DD-EE-FF", where AA is the 2-byte hexadecimal representation of the first byte of the MAC address, BB is the 2-byte representation of the second byte of the MAC address, and continuing in like fashion to the end of the string, where FF is the 2-byte representation of the sixth byte of the MAC address. Alphabetic characters (A-F) in the hexadecimal representations MUST be capitalized. If the **AdapterType** field is some value other than IF_TYPE_ETHERNET_CSMACD, then the same form is used. If the MAC address has fewer than 8 bytes, the server SHOULD treat bytes beyond the length of the MAC address as 0x00.

NumberOfAddresses (2 bytes): An unsigned short that MUST be the number of elements in the **Address** field.

Address (128 bytes): The addresses of the adapter. This field MUST be laid out as a sockaddr_in or sockaddr_in6 structure as specified in [\[RFC2553\]](#). The remaining bytes SHOULD be set to 0x00.

NumberOfGatewayAddresses (2 bytes): An unsigned short that MUST be the number of elements in the **GatewayAddress** field.

GatewayAddress (128 bytes): The addresses of the network gateway. This field MUST be laid out as a sockaddr_in or sockaddr_in6 structure as specified in [\[RFC2553\]](#). The remaining bytes SHOULD be set to 0x00.

InterfaceIndex (4 bytes): The client MUST ignore this value.

AdapterType (4 bytes): A constant that describes the adapter type. This field MUST be one of the values specified by the Internet Assigned Numbers Authority (IANA) [\[IANAifType\]](#).

TunnelType (4 bytes): A constant that describes the type of tunnel protocol that the adapter supports. This field MUST be one of the values defined by the IANA [\[IANAifType\]](#) or 0.

Value	Meaning
1 – 15	A tunnel type defined by IANA [IANAifType] .
TUNNEL_TYPE_NONE 0	A tunnel type was not specified.

OperStatus (4 bytes): A number representing the status of the adapter. MUST be one of the values defined in [\[RFC2863\]](#).

DhcpEnabled (1 byte): This field MUST be set to 0x01 if the adapter is enabled for **Dynamic Host Configuration Protocol (DHCP)**; otherwise, the value MUST be 0x00.

Value	Meaning
0x01	The adapter is enabled for DHCP.
0x00	The adapter is not enabled for DHCP.

InternalNetwork (1 byte): This field MUST be set to 0x01 if the adapter is recommended by the implementation to be suitable as a private network; otherwise, the value MUST be set to 0x00. A private network is specified in [\[MS-CMRP\]](#) section 3.1.1.7. The algorithm to determine private network suitability is implementation-specific.

Value	Meaning
0x01	The adapter is recommended by the implementation to be suitable as a private network.
0x00	The adapter is not recommended by the implementation to be suitable as a private network.

ClusterAdapter (1 byte): This field MUST be set to 0x01 if the adapter is determined to be a cluster adapter; otherwise, the value MUST be set to 0x00. A cluster adapter is a virtual adapter managed by the cluster software, but is not a cluster network **interface** as specified in [\[MS-CMRP\]](#). In a given ADAPTERLIST2, there SHOULD be exactly one ADAPTER2 with **ClusterAdapter** set to 0x01.

Value	Meaning
0x01	The adapter is a cluster adapter.
0x00	The adapter is not a cluster adapter.

ConnectedToiSCSI (1 byte): This field MUST be set to 0x01 if the server is configured to use the adapter to fulfill the Initiator role in the iSCSI protocol.

Value	Meaning
0x01	The server is configured to use the adapter to fulfill the Initiator role in the iSCSI protocol.
0x00	The server is not configured to use the adapter to fulfill the Initiator role in the iSCSI protocol.

LinkSpeed (8 bytes): This field MUST be set to the number of bytes per second the server can transmit and receive using the adapter.

RdmaCapable (1 byte): This field MUST be set to 0x01 if the adapter is recommended by the implementation for efficiency in transfer of large data payloads, such as for Remote Direct Memory Access. The algorithm by which a server implementation determines whether an adapter is recommended for efficiency in transfer of large data payloads is implementation-specific.

Value	Meaning
0x01	The adapter is recommended by the implementation for efficiency in transfer of large data payloads.
0x00	The adapter is not recommended by the implementation for efficiency in transfer of large data payloads.

RssCapable (1 byte): This field MUST be set to 0x01 if the adapter is recommended by the implementation for efficiency in processing received data across multiple processors. The algorithm by which a server implementation determines whether an adapter is recommended for efficiency in processing received data across multiple processors is implementation-specific.

Value	Meaning
0x01	The adapter is recommended by the implementation for efficiency in processing received data across multiple processors.
0x00	The adapter is not recommended by the implementation for efficiency in processing received data across multiple processors.

2.2.18 NODE_ROUTE_INFO

A client uses a `NODE_ROUTE_INFO` structure [<7>](#) to add routes that **share** the same `remoteVirtualIP` IP address field.

The IP addresses in the `remoteVirtualIP` field and the elements of the `localUnicastIPs` array and the `remoteUnicastIPs` array can be either **IPv4** or **IPv6** and are contained in Unicode strings. IPv4 addresses MUST be represented in dotted decimal notation. IPv6 addresses MUST be represented in the form specified by [\[RFC1924\]](#).

```
typedef struct NODE_ROUTE_INFO {
    BSTR remoteVirtualIP;
    SAFEARRAY(BSTR) localUnicastIPs;
    SAFEARRAY(BSTR) remoteUnicastIPs;
    SAFEARRAY(ULONG) indices;
} NODE_ROUTE_INFO;
```

remoteVirtualIP: An IP address that is common to all routes designated by the `NODE_ROUTE_INFO` data structure. A client uses a `remoteVirtualIP` as the common identifier for all communication routes to a remote host.

localUnicastIPs: An array of IP addresses. A client sets the elements of `localUnicastIPs` to the IP addresses from which the server can send network traffic to a remote host.

remoteUnicastIPs: An array of IP addresses. A client sets the elements of `remoteUnicastIPs` to the IP address to which network traffic can be sent on a remote host.

indices: An array of unsigned integers that MUST be unique among all indices specified in all `NODE_ROUTE_INFO` structures contained in an `ADD_ROUTES_REQUEST` structure.

2.2.19 ADD_ROUTES_REQUEST

The `ADD_ROUTES_REQUEST` structure [<8>](#) designates a collection of communication routes to monitor for status and packet loss. The manifestation of a communication route is implementation-specific. A communication route includes network **endpoints**, identified by IP addresses, between which packets can be sent and received.

```
typedef struct ADD_ROUTES_REQUEST {
    BSTR localVirtualIP;
    SAFEARRAY(NODE_ROUTE_INFO) nodeRouteInfos;
} ADD_ROUTES_REQUEST;
```

localVirtualIP: The IP address that is common to all routes initiated from a server. Typically a client uses an arbitrary **localVirtualIP** as the common identifier for all communication routes from the server to any remote host. The IP address is represented as a Unicode string and can be either **IPv4** or **IPv6**. IPv4 addresses MUST be represented in dotted decimal notation. IPv6 addresses MUST be represented in the form specified by [RFC1924](#).

nodeRouteInfos: An array of [NODE_ROUTE_INFO](#) objects.

2.2.20 ROUTE_STATUS

The ROUTE_STATUS enumeration [<9>](#) defines the possible states of a communication route.

```
typedef enum ROUTE_STATUS
{
    DOWN,
    UP,
    UP_DOWN
} ROUTE_STATUS;
```

DOWN: Using implementation-specific mechanisms, the server deemed the route unsuitable for communication to the remote host.

UP: Using implementation-specific mechanisms, the server deemed the route suitable for communication to the remote host.

UP_DOWN: Using implementation-specific mechanisms, the server deemed the route neither consistently suitable nor consistently unsuitable for communication to the remote host.

2.2.21 ROUTE_LOSS_AND_STATE

The **ROUTE_LOSS_AND_STATE** structure [<10>](#) contains information about a route's packet loss and its status.

```
typedef struct ROUTE_LOSS_AND_STATE {
    ULONG packetLoss;
    ROUTE_STATUS status;
} ROUTE_LOSS_AND_STATE;
```

packetLoss: A value between 0x00000000 and 0x00000064. Designates the reliability of communication on the route measured by the server using implementation-specific mechanisms. A value of 0x00000000 represents most reliable, and 0x00000064 designates least reliable. A server sends a collection of network packets to the remote host and measures the number of packets that are successfully delivered.

status: The status of the communication route.

2.2.22 ADD_ROUTES_REPLY

The ADD_ROUTES_REPLY structure [<11>](#) contains information about packet loss and route status for routes previously added by the client.

```
typedef struct ADD_ROUTES_REPLY {
    SAFEARRAY(ULONG) indices;
    SAFEARRAY(ROUTE_LOSS_AND_STATE) replies;
    BOOLEAN routeUnavailable;
} ADD_ROUTES_REPLY;
```

indices: An array of unsigned integers matching the indices previously designated by the client in an [ADD_ROUTES_REQUEST](#) data structure.

replies: An array of [ROUTE_LOSS_AND_STATE \(section 2.2.21\)](#) objects representing the communication data collected by the server using implementation-specific mechanisms.

routeUnavailable: A value of TRUE indicates that the server was not in the correct state to set the remaining fields of the [ROUTE_LOSS_AND_STATE](#) data structure. In this case, the **indices** and **replies** fields MUST be ignored.

2.2.23 CLUSTER_CERT

The [CLUSTER_CERT](#) structure contains certificate information and the **cluster secret** that is distributed by the client to all **nodes** in the cluster.

```
typedef struct _CLUSTER_CERT {
    ULONG CbCertData;
    ULONG CbKeyData;
    BYTE CertData[1024 * 5];
    BYTE KeyData[1024 * 10];
    WCHAR ClusterSecret[32 + 1];
} CLUSTER_CERT;
```

CbCertData: Length of the **CertData** field.

CbKeyData: Length of the **KeyData** field.

CertData: Exported certificate **blob** from the certificate store.

KeyData: Exported private key blob from the crypto container that matches the certificate.

ClusterSecret: Cluster secret data as defined in section [3.10.1](#).

2.2.24 DiskMediaType

The **DiskMediaType** enumeration defines a valid type of media for a disk.

```
typedef enum DiskMediaType
{
    DiskMediaTypeUnknown = 0x00000000,
    DiskMediaTypeHDD = 0x00000001,
    DiskMediaTypeSSD = 0x00000002,
    DiskMediaTypeSCM = 0x00000003
} DiskMediaType;
```

DiskMediaTypeUnknown: Disk media type is unknown.

DiskMediaTypeHDD: Disk media type is hard disk drive.

DiskMediaTypeSSD: Disk media type is solid-state disk.

DiskMediaTypeSCM: Disk media type is storage-class memory.

2.2.25 ClusterLogExFlag

The **ClusterLogExFlag** enumeration defines the flags used in processing cluster logs.


```
typedef enum ClusterLogExFlag
{
    ClusterLogFlagNone = 0x00000000,
    ClusterLogFlagLocalTime = 0x00000001,
    ClusterLogFlagSkipClusterState = 0x00000002
} ClusterLogExFlag;
```

ClusterLogFlagNone: Indicates that no flags are used in processing cluster logs.

ClusterLogFlagLocalTime: Indicates to the server to use local time in processing cluster logs.

ClusterLogSkipClusterState: Indicates to the server to skip the cluster state in processing cluster logs.

2.2.26 CLUSTER_CERTTYPE

The **CLUSTER_CERTTYPE** enumeration defines the certificate type used by the client to communicate with the **nodes** in the cluster.

```
typedef enum CLUSTER_CERTTYPE
{
    Cluster_SChannel = 0,
    ClusterSet_SChannel = 1,
    Cluster_PKU2U = 2,
    ClusterSet_PKU2U = 3
} CLUSTER_CERTTYPE;
```

Cluster_SChannel: Indicates the certificate type used for the cluster is SChannel.

ClusterSet_SChannel: Indicates the certificate type used for the cluster set is SChannel.

Cluster_PKU2U: Indicates the certificate type used for the cluster is PKU2U.

ClusterSet_PKU2U: Indicates the certificate type used for the cluster set is PKU2U.

3 Protocol Details

The client side of this protocol is simply a pass-through. That is, no additional timer or other state is required on the client side of this protocol. Calls made by the higher-layer protocol or application are passed directly to the transport, and the results returned by the transport are passed directly back to the higher-layer protocol or application.

3.1 Common Client Details

The client side of the Failover Cluster: Setup and Validation Protocol (ClusPrep) is implemented by all client **interfaces** on a per configuration basis.

3.1.1 Abstract Data Model

None.

3.1.2 Timers

None.

3.1.3 Initialization

None.

3.1.4 Message Processing Events and Sequencing Rules

None.

3.1.5 Timer Events

None.

3.1.6 Other Local Events

None.

3.2 IClusterStorage2 Server Details

3.2.1 Abstract Data Model

This section describes a conceptual model of possible data organization that an implementation maintains to participate in this protocol. The described organization is provided to facilitate the explanation of how the protocol behaves. This document does not mandate that implementations adhere to this model as long as their external behavior is consistent with that described in this document.

The server **MUST** implement the following elements:

ClusPrepDisk: A **ClusPrepDisk** is an object that is associated with a **disk** that is accessible to the server and implements the target role in the SCSI-3 protocol [\[SPC-3\]](#) with the server fulfilling the role of initiator. A disk associated with a **ClusPrepDisk** is typically a storage **device**.

ClusPrepDisk.CPrep_DiskId: A **ClusPrepDisk** has identification properties as specified in the [CPREP_DISKID \(section 2.2.2\)](#) structure.

ClusPrepDisk.DiskProps: A **ClusPrepDisk** has configuration properties as specified in the [DISK_PROPS \(section 2.2.5\)](#) or the [DISK_PROPS_EX \(section 2.2.6\)](#) structure.

ClusPrepDisk.AttachedState: A **ClusPrepDisk** has an attach state that is either Attached or Not Attached as specified in [CprepDiskAttach \(section 3.2.4.14\)](#).

ClusPrepDisk.OwnedState: A **ClusPrepDisk** has an owned state that is NotOwned, OwnedButNotByThisServer, or OwnedByThisServer. **ClusPrepDisk.OwnedState** transitions between NotOwned and OwnedByThisServer as specified in [CprepDiskPRArbitrate \(section 3.2.4.15\)](#) and [CprepDiskStopDefense \(section 3.2.4.6\)](#).

ClusPrepDisk.OnlineState: A **ClusPrepDisk** has an **online** state that is either Online or Not Online as specified in [CprepDiskOnline \(section 3.2.4.7\)](#) and [CprepDiskSetOnline \(section 3.2.4.26\)](#).

The disk associated with a **ClusPrepDisk** can have one or more **partitions**. Partitions are numbered from zero to the number of partitions on that disk minus one.

Partitions are associated with **volumes** that can have a file system. Partitions and volumes are accessible when **ClusPrepDisk.OnlineState** is equal to Online. How partitions and volumes are manipulated and associated with each other with respect to a disk is implementation-specific.

ClusPrepDiskList: A **ClusPrepDiskList** is an unordered list of **ClusPrepDisks**.

See [CprepPrepareNodePhase2 \(section 3.2.4.4\)](#) for more information on how the **ClusPrepDiskList** is constructed.

Prepare State: A server maintains its prepare state, which indicates whether it is capable of handling all of the methods in the **interface**. Possible values can be Initial, Preparing, or Online.

Latency Time Source: A server maintains a **time source** that can be used to measure the latency of an operation in millisecond granularity. For example, a server typically has a local time source that reports the time of day or that reports the elapsed time since the server computer booted.

3.2.2 Timers

No protocol timers are required beyond those used internally by **RPC** to implement resiliency to network outages, as specified in [\[MS-RPCE\]](#) section 3.2.3.2.1.

3.2.3 Initialization

The Failover Cluster: Setup and Validation IClusterStorage2 Remote Protocol server MUST be initialized by registering the **RPC interface** and listening on the RPC **well-known endpoint**, as specified in section [2.1](#). The server MUST then wait for Failover Cluster: Setup and Validation IClusterStorage2 Remote Protocol clients to establish connections.

The **Prepare State** is initialized to Initial.

The **ClusPrepDiskList** is initialized to an empty list.

3.2.4 Message Processing Events and Sequencing Rules

This protocol MUST indicate to the **RPC** runtime that it is to perform a strict **Network Data Representation (NDR)** data consistency check at target level 6.0, as specified in section 3 of [\[MS-RPCE\]](#).

This protocol MUST indicate to the RPC runtime that it is to reject a NULL unique or full pointer with nonzero conformant value, as specified in section 3 of [\[MS-RPCE\]](#).

The server MUST fail a method with error 0x80070548 (ERROR_INVALID_SERVER_STATE) if the server's **Prepare State** (3.2.1) is not correct for that method. The required **Prepare State** is as follows:

- [CprepPrepareNode \(section 3.2.4.3\)](#) requires **Prepare State** Initial.
- [CprepPrepareNodePhase2 \(section 3.2.4.4\)](#) requires **Prepare State** Preparing.
- All other methods require **Prepare State** Online.

Once the server's **Prepare State** is Online, it remains Online until the **DCOM** object exporter removes the application-specific state associated with the [IClusterStorage2 interface](#), as defined in [\[MS-DCOM\]](#) section 1.3.6.

A **ClusPrepDisk** object has three state variables, as specified in section 3.2.1: **ClusPrepDisk.AttachedState**, **ClusPrepDisk.OwnedState**, and **ClusPrepDisk.OnlineState**. These states are related as follows:

- **ClusPrepDisk.AttachedState** MUST be Attached in order for **ClusPrepDisk.OwnedState** to be OwnedByThisServer.
- **ClusPrepDisk.OwnedState** MUST be OwnedByThisServer in order for **ClusPrepDisk.OnlineState** to be Online.

Methods in the protocol that take a [CPREP_DISKID \(section 2.2.2\)](#) as an input parameter have requirements on the values of **ClusPrepDisk.AttachedState**, **ClusPrepDisk.OwnedState**, and **ClusPrepDisk.OnlineState**. The server MUST accept the following methods regardless of the values of **ClusPrepDisk.AttachedState**, **ClusPrepDisk.OwnedState**, and **ClusPrepDisk.OnlineState**:

- [CprepDiskGetProps \(section 3.2.4.5\)](#)
- [CprepDiskGetUniqueIds \(section 3.2.4.13\)](#)
- [CprepDiskAttach \(section 3.2.4.14\)](#)
- [CprepDiskGetUniqueIds3 \(section 3.4.4.1\)](#)

For the following methods, the server MUST require that the value of **ClusPrepDisk.AttachedState** is equal to Attached:

- [CprepDiskRawRead \(section 3.2.4.1\)](#)
- [CprepDiskRawWrite \(section 3.2.4.2\)](#)
- [CprepDiskVerifyUnique \(section 3.2.4.8\)](#)
- [CprepDiskPRArbitrate \(section 3.2.4.15\)](#)
- [CprepDiskPRRegister \(section 3.2.4.16\)](#)
- [CprepDiskPRUnRegister \(section 3.2.4.17\)](#)
- [CprepDiskPRReserve \(section 3.2.4.18\)](#)
- [CprepDiskPRRelease \(section 3.2.4.19\)](#)
- [CprepDiskGetArbSectors \(section 3.2.4.21\)](#)
- [CprepDiskIsPRPresent \(section 3.2.4.22\)](#)
- [CprepDiskPRPreempt \(section 3.2.4.23\)](#)

- [CprepDiskPRClear \(section 3.2.4.24\)](#)
- [CprepDiskIsOnline \(section 3.2.4.25\)](#)
- [CprepDiskIsReadable \(section 3.2.4.28\)](#)
- [CprepDiskPRRegister3 \(section 3.4.4.9\)](#)
- [CprepDiskFindKey3 \(section 3.4.4.10\)](#)
- [CprepDiskPRPreempt3 \(section 3.4.4.11\)](#)
- [CprepDiskPRReserve3 \(section 3.4.4.12\)](#)
- [CprepDiskIsPRPresent3 \(section 3.4.4.13\)](#)
- [CprepDiskPRRelease3 \(section 3.4.4.14\)](#)
- [CprepDiskPRClear3 \(section 3.4.4.15\)](#)

For the following methods, the server MUST additionally require that the value of **ClusPrepDisk.OwnedState** is equal to OwnedByThisServer:

- [CprepDiskStopDefense \(section 3.2.4.6\)](#)
- [CprepDiskOnline \(section 3.2.4.7\)](#)
- [CprepDiskSetOnline \(section 3.2.4.26\)](#)

For the following methods, the server MUST additionally require that the value of **ClusPrepDisk.OnlineState** is equal to Online:

- [CprepDiskWriteFileData \(section 3.2.4.9\)](#)
- [CprepDiskVerifyFileData \(section 3.2.4.10\)](#)
- [CprepDiskDeleteFile \(section 3.2.4.11\)](#)
- [CprepDiskOffline \(section 3.2.4.12\)](#)
- [CprepDiskDiskPartitionIsNtfs \(section 3.2.4.20\)](#)
- [CprepDiskGetFSName \(section 3.2.4.27\)](#)

For methods that take a CPREP_DISKID (section 2.2.2) as an input parameter, the server MUST look in the **ClusPrepDiskList** for a **ClusPrepDisk** object that matches the CPREP_DISKID input parameter. If no such object is found, the server SHOULD [<12>](#) return 0x80070002 (ERROR_FILE_NOT_FOUND). If the CPREP_DISKID provided by the client matches more than one **ClusPrepDisk** in the server's **ClusPrepDiskList**, then the server SHOULD execute the method for one of the matching **ClusPrepDisk** objects. The matching **ClusPrepDisk** that the server chooses is arbitrary and implementation-specific.

For those methods listed previously that take a CPREP_DISKID as an input parameter and require that **ClusPrepDisk.AttachedState** is equal to Attached (or that **ClusPrepDisk.OwnedState** is equal to OwnedByThisServer or that **ClusPrepDisk.OnlineState** is equal to Online), the server SHOULD [<13>](#) fail the method with 0x8007139F (ERROR_INVALID_STATE) if the matching **ClusPrepDisk.AttachedState** is not equal to Attached.

For those methods listed previously that take a CPREP_DISKID as an input parameter and require that **ClusPrepDisk.OwnedState** is equal to OwnedByThisServer (or that **ClusPrepDisk.OnlineState** is equal to Online), the server MUST fail with error 0x8007139F (ERROR_INVALID_STATE) if the matching **ClusPrepDisk.OwnedState** is not equal to OwnedByThisServer.

For those methods listed previously that take a CPREP_DISKID as an input parameter and require that **ClusPrepDisk.OnlineState** is equal to Online, the server MUST fail with error 0x8007139F (ERROR_INVALID_STATE) if the matching **ClusPrepDisk.OnlineState** is not equal to Online.

For those methods that take a *ulPartition* as the **partition** number, the server MUST use an implementation-specific mechanism to map the partition identified by *ulPartition* to a **volume**. If *ulPartition* cannot be mapped to a volume, then the server MUST return ERROR_FILE_NOT_FOUND.

For those methods that access a volume through a file system, the server MUST use an implementation-specific mechanism to verify that the volume contains a file system. If the volume does not contain a file system, then the server MUST return ERROR_UNRECOGNIZED_VOLUME.

All methods MUST NOT throw exceptions.

This DCOM interface inherits the IUnknown interface. Method **opnum** field values start with 3; opnum values 0 through 2 represent the **IUnknown::QueryInterface**, **IUnknown::AddRef**, and **IUnknown::Release** methods, respectively, as specified in [MS-DCOM] section 3.1.1.5.8.

Methods in RPC Opnum Order

Method	Description
CprepDiskRawRead	Reads a given sector on a disk . Opnum: 3
CprepDiskRawWrite	Writes to a given sector on a disk. Opnum: 4
CprepPrepareNode	A setup method called before other methods. Opnum: 5
CprepPrepareNodePhase2	Determines the number of disks that are accessible to the server and implement the target role in the SCSI-3 protocol [SPC-3] on the system. Opnum: 6
CprepDiskGetProps	Gets the properties about a given ClusPrepDisk . Opnum: 7
Opnum8NotUsedOnWire	This method is not called. Opnum: 8
Opnum9NotUsedOnWire	This method is not called. Opnum: 9
Opnum10NotUsedOnWire	This method is not called. Opnum: 10
Opnum11NotUsedOnWire	This method is not called. Opnum: 11
CprepDiskStopDefense	Stops any ownership defense started by CprepDiskPRArbitrate for a disk. Opnum: 12
CprepDiskOnline	Performs the process of transitioning ClusPrepDisk.OnlineState to Online. This method waits for the process of transitioning to be completed and the file systems to be mounted. Opnum: 13
CprepDiskVerifyUnique	Determines whether multiple ClusPrepDisks have the same signature.

Method	Description
	Opnum: 14
Opnum15NotUsedOnWire	This method is not called. Opnum: 15
Opnum16NotUsedOnWire	This method is not called. Opnum: 16
CprepDiskWriteFileData	Writes to a given file on a given partition on a given disk. Opnum: 17
CprepDiskVerifyFileData	Verifies the contents of a given file on a given partition on a given disk. Opnum: 18
CprepDiskDeleteFile	Deletes a given file on a given partition on a given disk. Opnum: 19
CprepDiskOffline	Performs the process of transitioning a ClusPrepDisk.OnlineState to a value of Not Online. Opnum: 20
Opnum21NotUsedOnWire	This method is not called. Opnum: 21
CprepDiskGetUniqueIds	Retrieves SCSI page 83h data for a given disk. Opnum: 22
CprepDiskAttach	Performs specific setup for the ClusPrepDisk before executing other methods. If setup is successful, the ClusPrepDisk.AttachedState transitions to Attached. Opnum: 23
CprepDiskPRArbitrate	Attempts to take ownership of a disk and starts the process to maintain ownership. Opnum: 24
CprepDiskPRRegister	Adds a SCSI-3 persistent reservation registration to a disk. Opnum: 25
CprepDiskPRUnRegister	Removes a SCSI-3 persistent reservation registration from a disk. Opnum: 26
CprepDiskPRReserve	Performs a SCSI-3 persistent reservation reserve to disk. Opnum: 27
CprepDiskPRRelease	Performs a SCSI-3 persistent reservation release to disk. Opnum: 28
CprepDiskDiskPartitionIsNtfs	Determines whether a given partition on a given disk has the NT file system (NTFS) file system. Opnum: 29
CprepDiskGetArbSectors	Gets two free sectors on a given disk for read/write access. Opnum: 30
CprepDiskIsPRPresent	Determines whether a SCSI-3 persistent reservation is present on a disk. Opnum: 31

Method	Description
CprepDiskPRPreempt	Performs a SCSI-3 persistent reservation preempt to a disk. Opnum: 32
CprepDiskPRClear	Performs a SCSI-3 persistent reservation clear on a disk. Opnum: 33
CprepDiskIsOnline	Determines whether a ClusPrepDisk.OnlineState is equal to Online. Opnum: 34
CprepDiskSetOnline	Begins the process of transitioning ClusPrepDisk.OnlineState to Online. This method does not wait for the process of transitioning to be completed and for the file systems to be mounted. Opnum: 35
CprepDiskGetFSName	Returns the name of the file system on a given partition on a given disk. Opnum: 36
CprepDiskIsReadable	Determines whether the disk can be read. Opnum: 37
CprepDiskGetDsms	Gets MPIO device driver information. Opnum: 38

3.2.4.1 CprepDiskRawRead (Opnum 3)

The CprepDiskRawRead method reads information directly from a single 512 byte **sector** on a given **disk**.

```
HRESULT CprepDiskRawRead(
    [in] CPREP_DISKID DiskId,
    [in] unsigned long ulSector,
    [in] unsigned long cbData,
    [out, size is(cbData), length is(*pcbDataRead)]
    byte* pbData,
    [out] unsigned long* pcbDataRead,
    [out] unsigned long* ulLatency
);
```

DiskId: The identifier of the **ClusPrepDisk** representing the disk that holds the sector from which to read.

ulSector: The sector number to read from.

cbData: The size, in bytes, of the buffer *pbData*.

pbData: The data to read from the disk.

pcbDataRead: On successful completion, the server MUST set this to *cbData*. Otherwise the client MUST ignore this value.

ulLatency: The time, in milliseconds, that the read took to be performed.

Return Values: A signed 32-bit value that indicates return status. If the method returns a negative value, it has failed. Zero or positive values indicate success, with the lower 16 bits in positive

nonzero values containing warnings or flags defined in the method implementation. For more information about Win32 error codes and HRESULT values, see [\[MS-ERREF\]](#) sections 2.2 and 2.1.

Return value/code	Description
0x00000000 S_OK	The call was successful.
0x80070002 ERROR_FILE_NOT_FOUND	The disk was not found.
0x8007001E ERROR_READ_FAULT	An attempt to read a buffer size larger than 512 was performed.
0x80070548 ERROR_INVALID_SERVER_STATE	The server's Prepare State is not Online.

For any other condition, this method MUST return a value that is not one of the values listed in the preceding table. The client MUST behave in one consistent, identical manner for all values that are not listed in the preceding table.

Exceptions Thrown: No exceptions are thrown beyond those thrown by the underlying **RPC** protocol [\[MS-RPCE\]](#).

The **opnum** field value for this method is 3.

When processing this call, the server MUST do the following:

- Obtain the **ClusPrepDisk** identified by the *DiskId* parameter as specified in section [3.2.4](#).
- If *cbData* is larger than 512, then return ERROR_READ_FAULT.
- Read a 512 byte sector from the disk at the correct sector and place the first *cbData* bytes from this data into the *pbData* buffer.

Note While performing the read operation, use the **Latency Time Source** ADM element in an implementation-specific manner to determine the elapsed time. For example, prior to initiating the read operation, observe the current time of day in millisecond granularity. Upon completion of the read, again observe the current time of day. The elapsed time can be calculated by subtracting the first observed value from the second.

- Set *pcbDataRead* to *cbData*.
- Set *ulLatency* to the time, in milliseconds, that the read operation took to complete.

The server returns the following information to the client:

- The data read
- How long the read took to complete

3.2.4.2 CprepDiskRawWrite (Opnum 4)

The CprepDiskRawWrite method writes information directly to a single 512 byte **sector** on a given **disk**.

```
HRESULT CprepDiskRawWrite(  
    [in] CPREP_DISKID DiskId,  
    [in] unsigned long ulSector,  
    [in] unsigned long cbData,
```

```

[in, size_is(cbData)] byte* pbData,
[out] unsigned long* pcbDataWritten,
[out] unsigned long* ulLatency
);

```

DiskId: The identifier of the **ClusPrepDisk** representing the disk that holds the sector to which to write.

ulSector: The sector number to write to.

cbData: The size, in bytes of the buffer *pbData*.

pbData: The data to write to the disk.

pcbDataWritten: If the CprepDiskRawWrite method is successful, the server MUST set this value to 512. If an error occurs, the server MUST set **pcbDataWritten** to zero.

ulLatency: The time, in milliseconds, that the write took to be performed.

Return Values: A signed, 32-bit value that indicates return status. If the method returns a negative value, it has failed. Zero or positive values indicate success, with the lower 16 bits in positive nonzero values containing warnings or flags defined in the method implementation. For more information about Win32 error codes and HRESULT values, see [\[MS-ERREF\]](#) sections 2.2 and 2.1.

Return value/code	Description
0x00000000 S_OK	The call was successful.
0x80070002 ERROR_FILE_NOT_FOUND	The disk was not found.
0x8007001D ERROR_WRITE_FAULT	The size of the passed buffer was larger than 512 bytes.
0x80070548 ERROR_INVALID_SERVER_STATE	The server's Prepare State is not Online.

For any other condition, this method MUST return a value that is not one of the values listed in the preceding table. The client MUST behave in one consistent, identical manner for all values that are not listed in the preceding table.

Exceptions Thrown: No exceptions are thrown beyond those thrown by the underlying **RPC** protocol [\[MS-RPCE\]](#).

The **opnum** field value for this method is 4.

When processing this call, the server MUST do the following:

- Obtain the **ClusPrepDisk** identified by the *DiskId* parameter as specified in section [3.2.4](#).
- If the passed *cbData* is greater than 512, then return ERROR_WRITE_FAULT.
- Write a single sector of 512 bytes from *pbData* to the disk at the correct sector. If the size of *cbData* is less than 512 bytes, then *pbData* is padded to 512 bytes with arbitrary data.

Note While performing the write operation, use the **Latency Time Source** ADM element in an implementation-specific manner to determine the elapsed time. For example, prior to initiating the write operation, observe the current time of day in millisecond granularity. Upon completion

of the write, again observe the current time of day. The elapsed time can be calculated by subtracting the first observed value from the second.

- Set *pcbDataWritten* to 512.
- Set *ullLatency* to the time, in milliseconds, that the write operation took to complete.

The server returns the following information to the client:

- The amount of data written (512 bytes).
- How long the write took.

3.2.4.3 CprepPrepareNode (Opnum 5)

The *CprepPrepareNode* method prepares the server in an implementation-specific way to execute the other methods in the **interface**. It also informs the client about version information.

This method is called before any other.

```
HRESULT CprepPrepareNode(  
    [out] unsigned long* pulMajorVersion,  
    [out] unsigned long* pulMinorVersion,  
    [out] unsigned long* pdwCPrepVersion  
);
```

pulMajorVersion: The server MUST set this to the operating system major version.

pulMinorVersion: The server MUST set this to the operating system minor version.

pdwCPrepVersion: The client MUST ignore this value.

Return Values: A signed 32-bit value that indicates return status. If the method returns a negative value, it has failed. Zero or positive values indicate success, with the lower 16 bits in positive nonzero values containing warnings or flags defined in the method implementation. For more information about Win32 error codes and HRESULT values, see [\[MS-ERREF\]](#) sections 2.2 and 2.1.

Return value/code	Description
0x00000000 S_OK	The call was successful.

For any other condition, this method MUST return a value that is not one of the values listed in the preceding table. The client MUST behave in one consistent, identical manner for all values that are not listed in the preceding table.

Exceptions Thrown: No exceptions are thrown beyond those thrown by the underlying **RPC** protocol [\[MS-RPCE\]](#).

The **opnum** field value for this method is 5.

When processing this call the server MUST do the following:

- Set *pulMajorVersion* as discussed earlier in this section.
- Set *pulMinorVersion* as discussed earlier in this section.
- Set the server **Prepare State** to Preparing.

The server returns the following information to the client:

- The *pulMajorVersion* and *pulMinorVersion* output parameters set to the appropriate values. The *pdwCPrepVersion* value is set arbitrarily by the server and MUST be ignored by the client.

3.2.4.4 CprepPrepareNodePhase2 (Opnum 6)

The CprepPrepareNodePhase2 method determines the number of **disks** accessible to the system.

```
HRESULT CprepPrepareNodePhase2(  
    [in] unsigned long Flags,  
    [out] unsigned long* pulNumDisks  
);
```

Flags: The client SHOULD [<14>](#) pass in one of the following values:

Value	Meaning
ForceOfflineNonClusteredDisks 0x00000001	When set, the spaces on the non-clustered pool are force detached.
SkipNonClusteredPools 0x00000002	When set, the non-clustered pools are skipped.

pulNumDisks: The number of disks accessible to the system.

Return Values: A signed 32-bit value that indicates return status. If the method returns a negative value, it has failed. Zero or positive values indicate success, with the lower 16 bits in positive nonzero values containing warnings or flags defined in the method implementation. For more information about Win32 error codes and HRESULT values, see [\[MS-ERREF\]](#) sections 2.2 and 2.1.

Return value/code	Description
0x00000000 S_OK	The call was successful.
0x80070548 ERROR_INVALID_SERVER_STATE	The server's Prepare State is not Online.

For any other condition, this method MUST return a value that is not one of the values listed in the preceding table. The client MUST behave in one consistent, identical manner for all values that are not listed in the preceding table.

Exceptions Thrown: No exceptions are thrown beyond those thrown by the underlying **RPC** protocol [\[MS-RPCE\]](#).

The **opnum** field value for this method is 6.

When processing this call, the server MUST do the following:

- Determine the number of disks accessible to the system in an implementation-specific way.
- For each disk:
 - Create a **ClusPrepDisk** object.
 - Initialize **ClusPrepDisk.AttachedState** to Not Attached.

- Initialize **ClusPrepDisk.OnlineState** to Not Online.
- Initialize **ClusPrepDisk.OwnedState** to Not Owned.
- Add the disk to **ClusPrepDiskList**.
- Set *pulNumDisks* to that number.
- Set the server **Prepare State** to Online.

The server returns the following information to the client:

- The number of disks attached to the system

3.2.4.5 CprepDiskGetProps (Opnum 7)

The CprepDiskGetProps method retrieves information about the configuration and status of a given **disk**.

```
HRESULT CprepDiskGetProps(
    [in] CPREP_DISKID DiskId,
    [out] DISK_PROPS* DiskProps
);
```

DiskId: The identifier of the **ClusPropDisk** for which to get the disk properties.

DiskProps: The properties of the selected **ClusPropDisk**.

Return Values: A signed 32-bit value that indicates return status. If the method returns a negative value, it has failed. Zero or positive values indicate success, with the lower 16 bits in positive nonzero values containing warnings or flags defined in the method implementation. For more information about Win32 error codes and HRESULT values, see [\[MS-ERREF\]](#) sections 2.2 and 2.1.

Return value/code	Description
0x00000000 S_OK	The call was successful.
0x80070002 ERROR_FILE_NOT_FOUND	The disk was not found.
0x80070548 ERROR_INVALID_SERVER_STATE	The server's Prepare State is not Online.

For any other condition, this method MUST return a value that is not one of the values listed in the preceding table. The client MUST behave in one consistent, identical manner for all values that are not listed in the preceding table.

Exceptions Thrown: No exceptions are thrown beyond those thrown by the underlying **RPC** protocol [\[MS-RPCE\]](#).

The **opnum** field value for this method is 7.

When processing this call, the server MUST do the following:

- Obtain the **ClusPrepDisk** identified by the *DiskId* parameter as specified in section [3.2.4](#).
- Gather the information about the given disk.

- Populate a valid [DISK_PROPS](#) structure with the information.

The server returns the following information to the client:

- The properties of the selected disk.

3.2.4.6 CprepDiskStopDefense (Opnum 12)

The CprepDiskStopDefense method stops any implementation-specific method of maintaining ownership of a **disk**.

In order to perform a "stop defense", the following conditions MUST be met:

- The Ownership value of the designated disk MUST be OwnedByThisServer, as a result of a previous successful [CprepDiskPRArbitrate \(section 3.2.4.15\)](#) call.
- The affected **ClusPrepDisk.OnlineState** has to be equal to Not Online.
- Both the CprepDiskPRArbitrate and [CprepDiskOffline \(section 3.2.4.12\)](#) methods MUST be called before CprepDiskStopDefense.

```
HRESULT CprepDiskStopDefense(
    [in] CPREP_DISKID DiskId
);
```

DiskId: The identifier of the **ClusPrepDisk** representing the disk.

Return Values: A signed 32-bit value that indicates return status. If the method returns a negative value, it has failed. Zero or positive values indicate success, with the lower 16 bits in positive nonzero values containing warnings or flags defined in the method implementation. For more information about Win32 error codes and HRESULT values, see [\[MS-ERREF\]](#) sections 2.2 and 2.1.

Return value/code	Description
0x00000000 S_OK	The call was successful.
0x80070002 ERROR_FILE_NOT_FOUND	The disk was not found.
0x8007139F ERROR_INVALID_STATE	The value of ClusPrepDisk.OwnedState is not equal to OwnedByThisServer.
0x80070548 ERROR_INVALID_SERVER_STATE	The server's Prepare State is not Online.
0x8007139F ERROR_INVALID_STATE	The value of ClusPrepDisk.AttachedState is not equal to Attached.

For any other condition, this method MUST return a value that is not one of the values listed in the preceding table. The client MUST behave in one consistent, identical manner for all values that are not listed in the preceding table.

Exceptions Thrown: No exceptions are thrown beyond those thrown by the underlying **RPC** protocol [\[MS-RPCE\]](#).

The **opnum** field value for this method is 12.

When processing this call, the server MUST do the following:

- Obtain the **ClusPrepDisk** identified by the *DiskId* parameter as specified in section [3.2.4](#).
- Relinquish ownership of the disk associated with the **ClusPrepDisk** object, as specified in section [3.2.6.2](#).
- Set the **ClusPrepDisk.OwnedState** value to NotOwned.

3.2.4.7 CprepDiskOnline (Opnum 13)

The CprepDiskOnline method begins the transition of a **ClusPrepDisk.OnlineState** to Online and then waits for the transition to complete.

```
HRESULT CprepDiskOnline(  
    [in] CPREP_DISKID DiskId,  
    [out] unsigned long* MaxPartitionNumber  
);
```

DiskId: The identifier of the **ClusPrepDisk** representing the **disk** whose associated **volumes** will become **online**.

MaxPartitionNumber: The number of **partitions** on the disk.

Return Values: A signed 32-bit value that indicates return status. If the method returns a negative value, it has failed. Zero or positive values indicate success, with the lower 16 bits in positive nonzero values containing warnings or flags defined in the method implementation. For more information about Win32 error codes and HRESULT values, see [\[MS-ERREF\]](#) sections 2.2 and 2.1.

Return value/code	Description
0x00000000 S_OK	The call was successful.
0x80070002 ERROR_FILE_NOT_FOUND	The disk was not found.
0x8007139F ERROR_INVALID_STATE	The value of ClusPrepDisk.OwnedState is not equal to OwnedByThisServer.
0x80070548 ERROR_INVALID_SERVER_STATE	The server's Prepare State is not Online.

For any other condition, this method MUST return a value that is not one of the values listed in the preceding table. The client MUST behave in one consistent, identical manner for all values that are not listed in the preceding table.

Exceptions Thrown: No exceptions are thrown beyond those thrown by the underlying **RPC** protocol [\[MS-RPCE\]](#).

The **opnum** field value for this method is 13.

When processing this call, the server MUST do the following:

- Obtain the **ClusPrepDisk** identified by the *DiskId* parameter as specified in section [3.2.4](#).
- Start the online process in the same way that [CprepDiskSetOnline](#) does.

- Wait for the implementation-specific process where volumes on the disk become online, to complete.
- If the online process is successful, then count the number of partitions on the disk.
- Set **ClusPrepDisk.OnlineState** to Online.

The server returns the following information to the client:

- The number of partitions on the disk

If the **ClusPrepDisk.OnlineState** was already Online, then the online process is not performed and the method returns S_OK.

3.2.4.8 CprepDiskVerifyUnique (Opnum 14)

The CprepDiskVerifyUnique method determines whether the same **disk** identifier is assigned to more than one **ClusPrepDisk** in the attached state.

```
HRESULT CprepDiskVerifyUnique(
    [in] CPREP_DISKID DiskId
);
```

DiskId: The identifier of the **ClusPrepDisk** representing the disk.

Return Values: A signed 32-bit value that indicates return status. If the method returns a negative value, it has failed. Zero or positive values indicate success, with the lower 16 bits in positive nonzero values containing warnings or flags defined in the method implementation. For more information about Win32 error codes and HRESULT values, see [\[MS-ERREF\]](#) sections 2.2 and 2.1.

Return value/code	Description
0x00000000 S_OK	The call was successful and only one ClusPrepDisk has the ID.
0x800707DE ERROR_DUPLICATE_TAG	There is more than one ClusPrepDisk with the given ID.
0x80070002 ERROR_FILE_NOT_FOUND	The disk was not found.
0x80070548 ERROR_INVALID_SERVER_STATE	The server's Prepare State is not Online.

For any other condition, this method MUST return a value that is not one of the values listed in the preceding table. The client MUST behave in one consistent, identical manner for all values that are not listed in the preceding table.

Exceptions Thrown: No exceptions are thrown beyond those thrown by the underlying **RPC** protocol [\[MS-RPCE\]](#).

The **opnum** field value for this method is 14.

When processing this call, the server MUST do the following:

- Obtain the **ClusPrepDisk** identified by the *DiskId* parameter as specified in section [3.2.4](#).

- Determine whether any other **ClusPrepDisk** objects in **ClusPrepDiskList** also match the *DiskId* parameter and have the **ClusPrepDisk.AttachedState** value set equal to Attached.

3.2.4.9 CprepDiskWriteFileData (Opnum 17)

The CprepDiskWriteFileData method writes information to a file on a given **partition** on a given **disk**.

```
HRESULT CprepDiskWriteFileData(
    [in] CPREP_DISKID DiskId,
    [in] unsigned long ulPartition,
    [in, string] wchar_t* FileName,
    [in] unsigned long cbDataIn,
    [in, size_is(cbDataIn)] byte* DataIn
);
```

DiskId: The identifier of the **ClusPrepDisk** representing the disk that holds the file to write to.

ulPartition: The partition number of the partition associated with the **volume** on the disk that holds the file to write to.

FileName: The path and name of the file to write to.

cbDataIn: The size, in bytes, of the buffer *DataIn*.

DataIn: The data to write to the file.

Return Values: A signed 32-bit value that indicates return status. If the method returns a negative value, it has failed. Zero or positive values indicate success, with the lower 16 bits in positive nonzero values containing warnings or flags defined in the method implementation. For more information about Win32 error codes and HRESULT values, see [\[MS-ERREF\]](#) sections 2.2 and 2.1.

Return value/code	Description
0x00000000 S_OK	The call was successful.
0x8007139F ERROR_INVALID_STATE	The ClusPrepDisk.OnlineState is not equal to Online.
0x80070002 ERROR_FILE_NOT_FOUND	The disk was not found or <i>ulPartition</i> cannot be mapped to a volume.
0x800703ED ERROR_UNRECOGNIZED_VOLUME	The volume does not contain a file system.
0x80070548 ERROR_INVALID_SERVER_STATE	The server's Prepare State is not Online.

For any other condition, this method MUST return a value that is not one of the values listed in the preceding table. The client MUST behave in one consistent, identical manner for all values that are not listed in the preceding table.

Exceptions Thrown: No exceptions are thrown beyond those thrown by the underlying **RPC** protocol [\[MS-RPCE\]](#).

The **opnum** field value for this method is 17.

When processing this call, the server MUST do the following as specified in section [3.2.4](#):

- Obtain the **ClusPrepDisk** identified by the *DiskId* parameter.
- Verify that the **ClusPrepDisk.OnlineState** is Online.
- Map *ulPartition* to the corresponding volume.
- Verify that the volume contains a file system.
- Create the file if it does not exist.
- Write the contents of buffer *DataIn* to the file, starting at offset 0.
- Truncate the file length to *cbDataIn* bytes if its current length is greater than *cbDataIn* bytes.

3.2.4.10 CprepDiskVerifyFileData (Opnum 18)

The CprepDiskVerifyFileData method verifies that the data in the file matches the data passed to the method.

```
HRESULT CprepDiskVerifyFileData(
    [in] CPREP_DISKID DiskId,
    [in] unsigned long ulPartition,
    [in, string] wchar_t* FileName,
    [in] unsigned long cbDataIn,
    [in, size_is(cbDataIn)] byte* DataIn
);
```

DiskId: The identifier of the **ClusPrepDisk** representing the **disk** that holds the file to verify.

ulPartition: The **partition** number of the partition associated with the **volume** on the disk that holds the file to verify from.

FileName: The path and name of the file to verify from.

cbDataIn: The size, in bytes, of the buffer *DataIn*.

DataIn: The data to verify against the file.

Return Values: A signed 32-bit value that indicates return status. If the method returns a negative value, it has failed. Zero or positive values indicate success, with the lower 16 bits in positive nonzero values containing warnings or flags defined in the method implementation. For more information about Win32 error codes and HRESULT values, see [\[MS-ERREF\]](#) sections 2.2 and 2.1.

Return value/code	Description
0x00000000 S_OK	The call was successful.
0x8007139F ERROR_INVALID_STATE	The ClusPrepDisk.OnlineState is not equal to Online.
0x80070002 ERROR_FILE_NOT_FOUND	The disk was not found or <i>ulPartition</i> cannot be mapped to a volume. The file does not exist.
0x800703ED ERROR_UNRECOGNIZED_VOLUME	The volume does not contain a file system.
0x80070548 ERROR_INVALID_SERVER_STATE	The server's Prepare State is not Online.

For any other condition, this method MUST return a value that is not one of the values listed in the preceding table. The client MUST behave in one consistent, identical manner for all values that are not listed in the preceding table.

Exceptions Thrown: No exceptions are thrown beyond those thrown by the underlying **RPC** protocol [\[MS-RPCE\]](#).

The **opnum** field value for this method is 18.

When processing this call, the server MUST do the following as specified in section [3.2.4](#):

- Obtain the **ClusPrepDisk** identified by the *DiskId* parameter.
- Verify that the **ClusPrepDisk.OnlineState** is Online.
- Map *ulPartition* to the corresponding volume.
- Verify that the volume contains a file system.
- If the file does not exist, return ERROR_FILE_NOT_FOUND.
- Starting at offset 0, verify that the contents of the file match the number of *cbDataIn* bytes and the contents of *DataIn*. Verification is performed by a byte for byte comparison of the two sets of data.

3.2.4.11 CprepDiskDeleteFile (Opnum 19)

The CprepDiskDeleteFile method deletes a file on a given **partition** on a given **disk**.

```
HRESULT CprepDiskDeleteFile(
    [in] CPREP_DISKID DiskId,
    [in] unsigned long ulPartition,
    [in, string] wchar_t* FileName
);
```

DiskId: The identifier of the **ClusPrepDisk** representing the disk that holds the file to be deleted.

ulPartition: The partition number of the partition associated with the **volume** on the disk that holds the file to be deleted.

FileName: The path and name of the file to delete.

Return Values: A signed 32-bit value that indicates return status. If the method returns a negative value, it has failed. Zero or positive values indicate success, with the lower 16 bits in positive nonzero values containing warnings or flags defined in the method implementation. For more information about Win32 error codes and HRESULT values, see [\[MS-ERREF\]](#) sections 2.2 and 2.1.

Return value/code	Description
0x00000000 S_OK	The call was successful.
0x8007139F ERROR_INVALID_STATE	The ClusPrepDisk.OnlineState is not equal to Online.
0x80070002 ERROR_FILE_NOT_FOUND	The disk was not found or <i>ulPartition</i> cannot be mapped to a volume.
0x800703ED	The volume does not contain a file system.

Return value/code	Description
ERROR_UNRECOGNIZED_VOLUME	
0x80070548 ERROR_INVALID_SERVER_STATE	The server's Prepare State is not Online.

For any other condition, this method MUST return a value that is not one of the values listed in the preceding table. The client MUST behave in one consistent, identical manner for all values that are not listed in the preceding table.

Exceptions Thrown: No exceptions are thrown beyond those thrown by the underlying **RPC** protocol [\[MS-RPCE\]](#).

The **opnum** field value for this method is 19.

When processing this call, the server MUST do the following as specified in section [3.2.4](#):

- Obtain the **ClusPrepDisk** identified by the *DiskId* parameter.
- Verify that the **ClusPrepDisk.OnlineState** is Online.
- Map *ulPartition* to the corresponding volume.
- Verify that the volume contains a file system.
- Delete the file specified in an implementation-specific manner.

3.2.4.12 CprepDiskOffline (Opnum 20)

The CprepDiskOffline method begins the transition of a **ClusPrepDisk.OnlineState** to Not Online and then waits for the transition to complete.

```
HRESULT CprepDiskOffline(
    [in] CPREP_DISKID DiskId
);
```

DiskId: The identifier of the **ClusPrepDisk** representing the **disk** whose associated **volumes** will become Offline.

Return Values: A signed 32-bit value that indicates return status. If the method returns a negative value, it has failed. Zero or positive values indicate success, with the lower 16 bits in positive nonzero values containing warnings or flags defined in the method implementation. For more information about Win32 error codes and HRESULT values, see [\[MS-ERREF\]](#) sections 2.2 and 2.1.

Return value/code	Description
0x00000000 S_OK	The call was successful.
0x80070002 ERROR_FILE_NOT_FOUND	The disk was not found.
0x8007139F ERROR_INVALID_STATE	The value of ClusPrepDisk.OnlineState is not equal to Online.
0x80070548 ERROR_INVALID_SERVER_STATE	The server's Prepare State is not Online.

For any other condition, this method MUST return a value that is not one of the values listed in the preceding table. The client MUST behave in one consistent, identical manner for all values that are not listed in the preceding table.

Exceptions Thrown: No exceptions are thrown beyond those thrown by the underlying **RPC** protocol [\[MS-RPCE\]](#).

The **opnum** field value for this method is 20.

When processing this call, the server MUST do the following:

- Obtain the **ClusPrepDisk** identified by the *DiskId* parameter as described in section [3.2.4](#).
- Flush all unwritten data to the disk.
- Invalidate all handles to files on the disk.
- Dismount all file systems on the disk.
- Block read/write access to the disk.
- Perform implementation-specific processing to make the volumes associated with the disk **offline**.
- Set **ClusPrepDisk.OnlineState** to Not Online.

3.2.4.13 CprepDiskGetUniqueIds (Opnum 22)

The *CprepDiskGetUniqueIds* method returns **device** ID data about the **ClusPrepDisk**.

```
HRESULT CprepDiskGetUniqueIds(
    [in] CPREP_DISKID DiskId,
    [in] unsigned long cbData,
    [out, size_is(cbData), length_is(*pcbDataOut)]
    byte* pbData,
    [out] unsigned long* pcbDataOut,
    [out] unsigned long* pcbNeeded
);
```

DiskId: The identifier representing the **ClusPrepDisk** for which to retrieve the device ID data.

cbData: The size, in bytes, of the *pbData* buffer passed to the server.

pbData: The output buffer for the device ID data.

pcbDataOut: The size, in bytes, of the amount of data written to *pbData* on a successful return.

pcbNeeded: If `ERROR_INSUFFICIENT_BUFFER` is returned, then this parameter contains the size, in bytes, of the buffer required for a successful call.

Return Values: A signed 32-bit value that indicates return status. If the method returns a negative value, it has failed. Zero or positive values indicate success, with the lower 16 bits in positive nonzero values containing warnings or flags defined in the method implementation. For more information about Win32 error codes and HRESULT values, see [\[MS-ERREF\]](#) sections 2.2 and 2.1.

Return value/code	Description
0x00000000 S_OK	The call was successful.
0x8007007A	<i>pbData</i> is not large enough.

Return value/code	Description
ERROR_INSUFFICIENT_BUFFER	
0x80070032 ERROR_NOT_SUPPORTED	The disk does not support device ID data.
0x80070548 ERROR_INVALID_SERVER_STATE	The server's Prepare State is not Online.

For any other condition, this method MUST return a value that is not one of the values listed in the preceding table. The client MUST behave in one consistent, identical manner for all values that are not listed in the preceding table.

Exceptions Thrown: No exceptions are thrown beyond those thrown by the underlying **RPC** protocol [\[MS-RPCE\]](#).

The **opnum** field value for this method is 22.

When processing this call, the server MUST do the following:

- Obtain the **ClusPrepDisk** identified by the *DiskId* parameter as described in section [3.2.4](#).
- Retrieve the page 83h **SCSI** data described in [\[SPC-3\]](#) section 7.6.3.1 in an implementation-specific way for the given disk.
- If the retrieved 83h SCSI data does not contain at least one identifier of the types **SCSI name string**, **EUI-64 based** or **NAA** as described in [\[SPC-3\]](#) section 7.6.3.1, then return ERROR_NOT_SUPPORTED.
- If the data buffer *pbData* with size *cbData* is not large enough to store the SCSI page 83 data formatted as a [STORAGE_DEVICE_ID_DESCRIPTOR](#) structure, then return ERROR_INSUFFICIENT_BUFFER.
- Pack the data *pbData* formatted as a STORAGE_DEVICE_ID_DESCRIPTOR structure.

The server returns the following data to the client:

- A STORAGE_DEVICE_ID_DESCRIPTOR with SCSI page 83h data for the disk

3.2.4.14 CprepDiskAttach (Opnum 23)

The CprepDiskAttach method offers implementations an opportunity to do **disk**-specific setup before processing is done on a disk.

```
HRESULT CprepDiskAttach(
    [in] CPREP_DISKID DiskId
);
```

DiskId: The identifier of the **ClusPrepDisk** representing the disk.

Return Values: A signed 32-bit value that indicates return status. If the method returns a negative value, it has failed. Zero or positive values indicate success, with the lower 16 bits in positive nonzero values containing warnings or flags defined in the method implementation. For more information about Win32 error codes and HRESULT values, see [\[MS-ERREF\]](#) sections 2.2 and 2.1.

Return value/code	Description
0x00000000 S_OK	The call was successful.
0x80070490 ERROR_NOT_FOUND	The disk was not found.
0x80070548 ERROR_INVALID_SERVER_STATE	The server's Prepare State is not Online.

For any other condition, this method MUST return a value that is not one of the values listed in the preceding table. The client MUST behave in one consistent, identical manner for all values that are not listed in the preceding table.

Exceptions Thrown: No exceptions are thrown beyond those thrown by the underlying **RPC** protocol [\[MS-RPCE\]](#).

The **opnum** field value for this method is 23.

When processing this call, the server MUST:

- Obtain the **ClusPrepDisk** identified by the *DiskId* parameter as described in section [3.2.4](#).
- Perform any implementation-specific processing needed to support the successful operation of the other methods that require a **ClusPrepDisk.AttachedState** to be Attached.
- Set the attach state of the designated **ClusPrepDisk.AttachedState** to Attached.

If the **ClusPrepDisk.AttachedState** was already equal to Attached, then the attach process is not performed and the method returns S_OK.

3.2.4.15 CprepDiskPRArbitrate (Opnum 24)

The CprepDiskPRArbitrate method establishes ownership of a **ClusPrepDisk**.

```
HRESULT CprepDiskPRArbitrate(
    [in] CPREP_DISKID DiskId
);
```

DiskId: The identifier of the **ClusPrepDisk** representing the **disk**.

Return Values: A signed 32-bit value that indicates return status. If the method returns a negative value, it has failed. Zero or positive values indicate success, with the lower 16 bits in positive nonzero values containing warnings or flags defined in the method implementation. For more information about Win32 error codes and HRESULT values, see [\[MS-ERREF\]](#) sections 2.2 and 2.1.

Return value/code	Description
0x00000000 S_OK	The call was successful.
0x80070002 ERROR_FILE_NOT_FOUND	The disk was not found.
0x80070548 ERROR_INVALID_SERVER_STATE	The server's Prepare State is not Online.

For any other condition, this method MUST return a value that is not one of the values listed in the preceding table. The client MUST behave in one consistent, identical manner for all values that are not listed in the preceding table.

Exceptions Thrown: No exceptions are thrown beyond those thrown by the underlying **RPC** protocol [\[MS-RPCE\]](#).

The **opnum** field value for this method is 24.

When processing this call, the server MUST do the following:

- Obtain the **ClusPrepDisk** identified by the *DiskId* parameter as described in section [3.2.4](#).
- Establish ownership of the disk associated with the **ClusPrepDisk** object, as specified in section [3.2.6.1](#).
- If the result of establishing ownership indicates that the disk is owned by a different server, set **ClusPrepDisk.OwnedState** to `OwnedButNotByThisServer` and return a nonzero error code.
- Otherwise, set the **ClusPrepDisk.OwnedState** value to `OwnedByThisServer`.

3.2.4.16 CprepDiskPRRegister (Opnum 25)

The `CprepDiskPRRegister` method performs a **SCSI** PERSISTENT RESERVE OUT command with a REGISTER AND IGNORE EXISTING KEY action.

```
HRESULT CprepDiskPRRegister(
    [in] CPREP_DISKID DiskId
);
```

DiskId: The identifier of the **ClusPrepDisk** representing the **disk**.

Return Values: A signed 32-bit value that indicates return status. If the method returns a negative value, it has failed. Zero or positive values indicate success, with the lower 16 bits in positive nonzero values containing warnings or flags defined in the method implementation. For more information about Win32 error codes and HRESULT values, see [\[MS-ERREF\]](#) sections 2.2 and 2.1.

Return value/code	Description
0x00000000 S_OK	The call was successful.
0x80070002 ERROR_FILE_NOT_FOUND	The disk was not found.
0x80070548 ERROR_INVALID_SERVER_STATE	The server's Prepare State is not Online.
0x8007139F ERROR_INVALID_STATE	The value of ClusPrepDisk.AttachedState is not equal to <code>Attached</code> .

For any other condition, this method MUST return a value that is not one of the values listed in the preceding table. The client MUST behave in one consistent, identical manner for all values that are not listed in the preceding table.

Exceptions Thrown: No exceptions are thrown beyond those thrown by the underlying **RPC** protocol [\[MS-RPCE\]](#).

The **opnum** field value for this method is 25.

When processing this call, the server MUST do the following:

- Obtain the **ClusPrepDisk** identified by the *DiskId* parameter as described in section [3.2.4](#).
- Generate an arbitrary non-zero key using an implementation-specific method suitable for the PERSISTENT RESERVE OUT command with a REGISTER AND IGNORE EXISTING KEY action as specified in [\[SPC-3\]](#) section 6.12.
- Issue a PERSISTENT RESERVE OUT command with a REGISTER AND IGNORE EXISTING KEY action as specified in [\[SPC-3\]](#) section 6.12, using the key generated in the previous step.

3.2.4.17 CprepDiskPRUnRegister (Opnum 26)

The CprepDiskPRUnRegister method performs a **SCSI** PERSISTENT RESERVE OUT command with a REGISTER AND IGNORE EXISTING KEY action with a key of 0.

```
HRESULT CprepDiskPRUnRegister(  
    [in] CPREP_DISKID DiskId  
);
```

DiskId: The identifier of the **ClusPrepDisk** representing the **disk**.

Return Values: A signed 32-bit value that indicates return status. If the method returns a negative value, it has failed. Zero or positive values indicate success, with the lower 16 bits in positive nonzero values containing warnings or flags defined in the method implementation. For more information about Win32 error codes and HRESULT values, see [\[MS-ERREF\]](#) sections 2.2 and 2.1.

Return value/code	Description
0x00000000 S_OK	The call was successful.
0x80070002 ERROR_FILE_NOT_FOUND	The disk was not found.
0x80070548 ERROR_INVALID_SERVER_STATE	The server's Prepare State is not Online.
0x8007139F ERROR_INVALID_STATE	The value of ClusPrepDisk.AttachedState is not equal to Attached.

For any other condition, this method MUST return a value that is not one of the values listed in the preceding table. The client MUST behave in one consistent, identical manner for all values that are not listed in the preceding table.

Exceptions Thrown: No exceptions are thrown beyond those thrown by the underlying **RPC** protocol [\[MS-RPCE\]](#).

The **opnum** field value for this method is 26.

When processing this call, the server MUST do the following:

- Obtain the **ClusPrepDisk** identified by the *DiskId* parameter as described in section [3.2.4](#).
- Issue a PERSISTENT RESERVE OUT command with a REGISTER AND IGNORE EXISTING KEY action as specified in [\[SPC-3\]](#) section 6.12. The key value MUST be zero.

3.2.4.18 CprepDiskPRReserve (Opnum 27)

The CprepDiskPRReserve method performs a **SCSI** PERSISTENT RESERVE OUT command with a RESERVE action.

```
HRESULT CprepDiskPRReserve(  
    [in] CPREP_DISKID DiskId  
);
```

DiskId: The identifier of the **ClusPrepDisk** representing the **disk**.

Return Values: A signed 32-bit value that indicates return status. If the method returns a negative value, it has failed. Zero or positive values indicate success, with the lower 16 bits in positive nonzero values containing warnings or flags defined in the method implementation. For more information about Win32 error codes and HRESULT values, see [\[MS-ERREF\]](#) sections 2.2 and 2.1.

Return value/code	Description
0x00000000 S_OK	The call was successful.
0x80070002 ERROR_FILE_NOT_FOUND	The disk was not found.
0x80070548 ERROR_INVALID_SERVER_STATE	The server's Prepare State is not Online.
0x8007139F ERROR_INVALID_STATE	The value of ClusPrepDisk.AttachedState is not equal to Attached.

For any other condition, this method MUST return a value that is not one of the values listed in the preceding table. The client MUST behave in one consistent, identical manner for all values that are not listed in the preceding table.

Exceptions Thrown: No exceptions are thrown beyond those thrown by the underlying **RPC** protocol [\[MS-RPCE\]](#).

The **opnum** field value for this method is 27.

When processing this call, the server MUST do the following:

- Obtain the **ClusPrepDisk** identified by the *DiskId* parameter as described in section [3.2.4](#).
- Issue a PERSISTENT RESERVE OUT command with a RESERVE action as specified in [\[SPC-3\]](#) section 6.12.

3.2.4.19 CprepDiskPRRelease (Opnum 28)

The CprepDiskPRRelease method performs a **SCSI** PERSISTENT RESERVE OUT command with a RELEASE action.

```
HRESULT CprepDiskPRRelease(  
    [in] CPREP_DISKID DiskId  
);
```

DiskId: The identifier of the **ClusPrepDisk** representing the **disk**.

Return Values: A signed 32-bit value that indicates return status. If the method returns a negative value, it has failed. Zero or positive values indicate success, with the lower 16 bits in positive nonzero values containing warnings or flags defined in the method implementation. For more information about Win32 error codes and HRESULT values, see [\[MS-ERREF\]](#) sections 2.2 and 2.1.

Return value/code	Description
0x00000000 S_OK	The call was successful.
0x80070002 ERROR_FILE_NOT_FOUND	The disk was not found.
0x80070548 ERROR_INVALID_SERVER_STATE	The server's Prepare State is not Online.
0x8007139F ERROR_INVALID_STATE	The value of ClusPrepDisk.AttachedState is not equal to Attached.

For any other condition, this method MUST return a value that is not one of the values listed in the preceding table. The client MUST behave in one consistent, identical manner for all values that are not listed in the preceding table.

Exceptions Thrown: No exceptions are thrown beyond those thrown by the underlying **RPC** protocol [\[MS-RPCE\]](#).

The **opnum** field value for this method is 28.

When processing this call, the server MUST do the following:

- Obtain the **ClusPrepDisk** identified by the *DiskId* parameter as described in section [3.2.4](#).
- Issue a PERSISTENT RESERVE OUT command with a RELEASE action as specified in [\[SPC-3\]](#) section 6.12.

3.2.4.20 CprepDiskDiskPartitionIsNtfs (Opnum 29)

The CprepDiskDiskPartitionIsNtfs method determines whether the file system on a given **partition** on a given **disk** is NTFS.

```
HRESULT CprepDiskDiskPartitionIsNtfs(
    [in] CPREP_DISKID DiskId,
    [in] unsigned long ulPartition
);
```

DiskId: The identifier of the **ClusPrepDisk** representing the disk.

ulPartition: The partition number of the partition associated with the **volume** to query for file system information.

Return Values: A signed 32-bit value that indicates return status. If the method returns a negative value, it has failed. Zero or positive values indicate success, with the lower 16 bits in positive nonzero values containing warnings or flags defined in the method implementation. For more information about Win32 error codes and HRESULT values, see [\[MS-ERREF\]](#) sections 2.2 and 2.1.

Return value/code	Description
0x00000000	The call was successful.

Return value/code	Description
S_OK	
0x80070022 ERROR_WRONG_DISK	The partition on the disk has a file system other than NTFS.
0x8007139F ERROR_INVALID_STATE	The ClusPrepDisk.OnlineState value is not equal to Online.
0x80070002 ERROR_FILE_NOT_FOUND	The disk was not found or <i>ulPartition</i> cannot be mapped to a volume.
0x80070548 ERROR_INVALID_SERVER_STATE	The server's Prepare State is not Online.

For any other condition, this method MUST return a value that is not one of the values listed in the preceding table. The client MUST behave in one consistent, identical manner for all values that are not listed in the preceding table.

Exceptions Thrown: No exceptions are thrown beyond those thrown by the underlying **RPC** protocol [\[MS-RPCE\]](#).

The **opnum** field value for this method is 29.

When processing this call, the server MUST do the following:

- Obtain the **ClusPrepDisk** identified by the *DiskId* parameter as described in section [3.2.4](#).
- Verify that the **ClusPrepDisk.OnlineState** is Online as described in section 3.2.4;
- Map *ulPartition* to the corresponding volume as described in section 3.2.4.
- Return ERROR_WRONG_DISK if [CprepDiskGetFSName](#) would return any file system name other than "NTFS".
- Return S_OK if [CprepDiskGetFSName](#) would return "NTFS".

3.2.4.21 CprepDiskGetArbSectors (Opnum 30)

The [CprepDiskGetArbSectors](#) method returns two **sectors** on the **disk** that can be used as a "scratch pad" for raw reads/writes.

```
HRESULT CprepDiskGetArbSectors(
    [in] CPREP_DISKID DiskId,
    [out] unsigned long* SectorX,
    [out] unsigned long* SectorY
);
```

DiskId: The identifier of the **ClusPrepDisk** representing the disk.

SectorX: The first sector number that is available.

SectorY: The second sector number that is available.

Return Values: A signed 32-bit value that indicates return status. If the method returns a negative value, it has failed. Zero or positive values indicate success, with the lower 16 bits in positive nonzero values containing warnings or flags defined in the method implementation. For more information about Win32 error codes and HRESULT values, see [\[MS-ERREF\]](#) sections 2.2 and 2.1.

Return value/code	Description
0x00000000 S_OK	The call was successful.
0x80070002 ERROR_FILE_NOT_FOUND	The disk was not found.
0x80070548 ERROR_INVALID_SERVER_STATE	The server's Prepare State is not Online.

For any other condition, this method MUST return a value that is not one of the values listed in the preceding table. The client MUST behave in one consistent, identical manner for all values that are not listed in the preceding table.

Exceptions Thrown: No exceptions are thrown beyond those thrown by the underlying **RPC** protocol [\[MS-RPCE\]](#).

The **opnum** field value for this method is 30.

When processing this call, the server MUST do the following:

- Obtain the **ClusPrepDisk** identified by the *DiskId* parameter as described in section [3.2.4](#).
- In an implementation-specific way, identify the two sectors on the disk, which are pre-allocated for raw read/write, without disturbing any data that resides on the disk.

The server returns the following information to the client:

- The numbers of the two available sectors

3.2.4.22 CprepDiskIsPRPresent (Opnum 31)

The CprepDiskIsPRPresent method determines whether there are any PERSISTENT RESERVE reservations on the **disk**.

```
HRESULT CprepDiskIsPRPresent (
    [in] CPREP_DISKID DiskId,
    [out] unsigned long* Present
);
```

DiskId: The identifier of the **ClusPrepDisk** representing the disk.

Present: MUST be 0x00000000 if no reserves are present. MUST be 0x00000001 or 0x00000002 if reserves are present.

Value	Meaning
0x00000000	No reserves are present.
0x00000001	A persistent reservation is present and is not held by the local server.
0x00000002	A persistent reservation is present and is held by the local server. <15>

Return Values: A signed 32-bit value that indicates return status. If the method returns a negative value, it has failed. Zero or positive values indicate success, with the lower 16 bits in positive nonzero values containing warnings or flags defined in the method implementation. For more information about Win32 error codes and HRESULT values, see [\[MS-ERREF\]](#) sections 2.2 and 2.1.

Return value/code	Description
0x00000000 S_OK	The call was successful.
0x80070002 ERROR_FILE_NOT_FOUND	The disk was not found.
0x80070548 ERROR_INVALID_SERVER_STATE	The server's Prepare State is not Online.

For any other condition, this method MUST return a value that is not one of the values listed in the preceding table. The client MUST behave in one consistent, identical manner for all values that are not listed in the preceding table.

Exceptions Thrown: No exceptions are thrown beyond those thrown by the underlying **RPC** protocol [\[MS-RPCE\]](#).

The **opnum** field value for this method is 31.

When processing this call, the server MUST do the following:

- Obtain the **ClusPrepDisk** identified by the *DiskId* parameter as described in section [3.2.4](#).
- Issue a PERSISTENT RESERVE IN command with a READ RESERVATION action, as specified in [\[SPC-3\]](#) section 6.11.
- Set the *Present* parameter correctly, depending on the results.

Upon successful completion, the server returns the following data to the client:

- A value indicating whether persistent reserves are present on the disk

3.2.4.23 CprepDiskPRPreempt (Opnum 32)

The CprepDiskPRPreempt method performs a **SCSI** PERSISTENT RESERVE OUT command with a PREEMPT action.

```
HRESULT CprepDiskPRPreempt(
    [in] CPREP_DISKID DiskId
);
```

DiskId: The identifier of the **ClusPrepDisk** representing the **disk**.

Return Values: A signed 32-bit value that indicates return status. If the method returns a negative value, it has failed. Zero or positive values indicate success, with the lower 16 bits in positive nonzero values containing warnings or flags defined in the method implementation. For more information about Win32 error codes and HRESULT values, see [\[MS-ERREF\]](#) sections 2.2 and 2.1.

Return value/code	Description
0x00000000 S_OK	The call was successful.
0x80070002 ERROR_FILE_NOT_FOUND	The disk was not found.
0x80070548	The server's Prepare State is not Online.

Return value/code	Description
ERROR_INVALID_SERVER_STATE	

For any other condition, this method MUST return a value that is not one of the values listed in the preceding table. The client MUST behave in one consistent, identical manner for all values that are not listed in the preceding table.

Exceptions Thrown: No exceptions are thrown beyond those thrown by the underlying **RPC** protocol [\[MS-RPCE\]](#).

The **opnum** field value for this method is 32.

When processing this call, the server MUST do the following:

- Obtain the **ClusPrepDisk** identified by the *DiskId* parameter as described in section [3.2.4](#).
- Issue a PERSISTENT RESERVE OUT command with a PREEMPT action as specified in [\[SPC-3\]](#) section 6.12.

3.2.4.24 CprepDiskPRClear (Opnum 33)

The CprepDiskPRClear method performs a **SCSI** PERSISTENT RESERVE OUT command with a CLEAR action.

```
HRESULT CprepDiskPRClear(
    [in] CPREP_DISKID DiskId
);
```

DiskId: The identifier of the **ClusPrepDisk** representing the **disk**.

Return Values: A signed 32-bit value that indicates return status. If the method returns a negative value, it has failed. Zero or positive values indicate success, with the lower 16 bits in positive nonzero values containing warnings or flags defined in the method implementation. For more information about Win32 error codes and HRESULT values, see [\[MS-ERREF\]](#) sections 2.2 and 2.1.

Return value/code	Description
0x00000000 S_OK	The call was successful.
0x80070002 ERROR_FILE_NOT_FOUND	The disk was not found.
0x80070548 ERROR_INVALID_SERVER_STATE	The server's Prepare State is not Online.

For any other condition, this method MUST return a value that is not one of the values listed in the preceding table. The client MUST behave in one consistent, identical manner for all values that are not listed in the preceding table.

Exceptions Thrown: No exceptions are thrown beyond those thrown by the underlying **RPC** protocol [\[MS-RPCE\]](#).

The **opnum** field value for this method is 33.

When processing this call, the server MUST do the following:

- Obtain the **ClusPrepDisk** identified by the *DiskId* parameter as described in section [3.2.4](#).
- Issue a PERSISTENT RESERVE OUT command with a CLEAR action as specified in [\[SPC-3\]](#) section 6.12.

3.2.4.25 CprepDiskIsOnline (Opnum 34)

The CprepDiskIsOnline method reports whether the **ClusPrepDisk**, identified by the *DiskId* parameter, has **ClusPrepDisk.OnlineState** equal to Online.

```
HRESULT CprepDiskIsOnline(
    [in] CPREP_DISKID DiskId
);
```

DiskId: The identifier representing the **ClusPrepDisk**.

Return Values: A signed 32-bit value that indicates return status. If the method returns a negative value, it has failed. Zero or positive values indicate success, with the lower 16 bits in positive nonzero values containing warnings or flags defined in the method implementation. For more information about Win32 error codes and HRESULT values, see [\[MS-ERREF\]](#) sections 2.2 and 2.1.

Return value/code	Description
0x00000000 S_OK	The call was successful and ClusPrepDisk.OnlineState is equal to Online.
0x80070015 ERROR_NOT_READY	ClusPrepDisk.OnlineState is not equal to Online.
0x80070548 ERROR_INVALID_SERVER_STATE	The server's Prepare State is not Online.

For any other condition, this method MUST return a value that is not one of the values listed in the preceding table. The client MUST behave in one consistent, identical manner for all values that are not listed in the preceding table.

Exceptions Thrown: No exceptions are thrown beyond those thrown by the underlying **RPC** protocol [\[MS-RPCE\]](#).

The **opnum** field value for this method is 34.

When processing this call, the server MUST do the following:

- Obtain the **ClusPrepDisk** identified by the *DiskId* parameter as described in section [3.2.4](#).
- Return S_OK if the **ClusPrepDisk.OnlineState** is Online or ERROR_NOT_READY if the **ClusPrepDisk.OnlineState** is Not Online state.

3.2.4.26 CprepDiskSetOnline (Opnum 35)

The CprepDiskSetOnline method starts the process of transitioning **ClusPrepDisk.OnlineState** to Online.

```
HRESULT CprepDiskSetOnline(
    [in] CPREP_DISKID DiskId
);
```


DiskId: The identifier representing the **ClusPrepDisk**.

Return Values: A signed 32-bit value that indicates return status. If the method returns a negative value, it has failed. Zero or positive values indicate success, with the lower 16 bits in positive nonzero values containing warnings or flags defined in the method implementation. For more information about Win32 error codes and HRESULT values, see [\[MS-ERREF\]](#) sections 2.2 and 2.1.

Return value/code	Description
0x00000000 S_OK	The call was successful.
0x8007139F ERROR_INVALID_STATE	The value of ClusPrepDisk.OwnedState is not equal to OwnedByThisServer .
0x80070548 ERROR_INVALID_SERVER_STATE	The server's Prepare State is not Online.

For any other condition, this method MUST return a value that is not one of the values listed in the preceding table. The client MUST behave in one consistent, identical manner for all values that are not listed in the preceding table.

Exceptions Thrown: No exceptions are thrown beyond those thrown by the underlying **RPC** protocol [\[MS-RPCE\]](#).

The **opnum** field value for this method is 35.

When processing this call, the server MUST do the following:

- Obtain the **ClusPrepDisk** identified by the *DiskId* parameter as described in section [3.2.4](#).
- Start the process for transitioning the **ClusPrepDisk.OnlineState** to Online. This process is done via an implementation-specific mechanism that causes the **volumes** on the **disk** to become **online**.

If the **ClusPrepDisk.OnlineState** is already in the Online state, then the online process is repeated.

3.2.4.27 CprepDiskGetFSName (Opnum 36)

The CprepDiskGetFSName method returns the name of the file system on a given **partition** on a given **disk**.

```
HRESULT CprepDiskGetFSName(  
    [in] CPREP_DISKID DiskId,  
    [in] unsigned long Partition,  
    [out] wchar_t FsName[100]  
);
```

DiskId: The identifier of the **ClusPrepDisk** representing the disk.

Partition: The partition number of the partition associated with the **volume** to query for file system information.

FsName: A null-terminated output string that contains the name of the file system. The value MUST be "NTFS" if the partition has the NTFS file system. The value MUST be "FAT" for the file allocation table (FAT) file system. No file system and unrecognized file systems MUST be "RAW". Other values can be used for file systems not specified here.

Value	Meaning
"NTFS"	The partition file system is NTFS.
"FAT"	The partition file system is FAT.
"RAW"	There is no partition file system, or it is unrecognized.

Return Values: A signed 32-bit value that indicates return status. If the method returns a negative value, it has failed. Zero or positive values indicate success, with the lower 16 bits in positive nonzero values containing warnings or flags defined in the method implementation. For more information about Win32 error codes and HRESULT values, see [\[MS-ERREF\]](#) sections 2.2 and 2.1.

Return value/code	Description
0x00000000 S_OK	The call was successful.
0x80070002 ERROR_FILE_NOT_FOUND	The disk was not found or <i>ulPartition</i> cannot be mapped to a volume.
0x8007139F ERROR_INVALID_STATE	The ClusPrepDisk.OnlineState is not equal to Online.
0x80070548 ERROR_INVALID_SERVER_STATE	The server's Prepare State is not Online.

For any other condition, this method MUST return a value that is not one of the values listed in the preceding table. The client MUST behave in one consistent, identical manner for all values that are not listed in the preceding table.

Exceptions Thrown: No exceptions are thrown beyond those thrown by the underlying **RPC** protocol [\[MS-RPCE\]](#).

The **opnum** field value for this method is 36.

When processing this call, the server MUST do the following:

- Obtain the **ClusPrepDisk** identified by the *DiskId* parameter as described in section [3.2.4](#).
- Verify that the **ClusPrepDisk.OnlineState** is Online as described in section 3.2.4;
- Map *ulPartition* to the corresponding volume as described in section 3.2.4.
- Determine the file system on the given partition on the given disk.
- Place the name of the file system in the *FsName* buffer.

The server returns the following information to the client:

- The name of the file system.

3.2.4.28 CprepDiskIsReadable (Opnum 37)

The *CprepDiskIsReadable* method determines whether the **disk** data on the disk can be successfully read.

```
HRESULT CprepDiskIsReadable(
    [in] CPREP_DISKID DiskId
```

);

DiskId: The identifier of the **ClusPrepDisk** representing the disk.

Return Values: A signed 32-bit value that indicates return status. If the method returns a negative value, it has failed. Zero or positive values indicate success, with the lower 16 bits in positive nonzero values containing warnings or flags defined in the method implementation. For more information about Win32 error codes and HRESULT values, see [\[MS-ERREF\]](#) sections 2.2 and 2.1.

Return value/code	Description
0x00000000 S_OK	The call was successful.
0x80070002 ERROR_FILE_NOT_FOUND	The disk was not found.
0x80070548 ERROR_INVALID_SERVER_STATE	The server's Prepare State is not Online.

For any other condition, this method MUST return a value that is not one of the values listed in the preceding table. The client MUST behave in one consistent, identical manner for all values that are not listed in the preceding table.

Exceptions Thrown: No exceptions are thrown beyond those thrown by the underlying **RPC** protocol [\[MS-RPCE\]](#).

The **opnum** field value for this method is 37.

When processing this call, the server MUST do the following:

- Obtain the **ClusPrepDisk** identified by the *DiskId* parameter as described in section [3.2.4](#).
- Via an implementation-specific means, attempt to read from the disk and if successful, then conclude that the disk supports being read from. If unsuccessful, then conclude that the disk does not support being read from.

3.2.4.29 CprepDiskGetDsms (Opnum 38)

The CprepDiskGetDsms method returns the **DSMs** installed on the system.

```
HRESULT CprepDiskGetDsms(  
    [in] unsigned long Size,  
    [out] unsigned long* pReserved,  
    [out, size_is(Size), length_is(*pReserved)]  
    byte* RegisteredDsms  
);
```

Size: The size, in bytes, of the *RegisteredDsms* parameter.

pReserved: After completion of the method, the client MUST ignore this value.

RegisteredDsms: The buffer that holds the DSM data. The format of the buffer is a [REGISTERED_DSMS](#) structure.

Return Values: A signed 32-bit value that indicates return status. If the method returns a negative value, it has failed. Zero or positive values indicate success, with the lower 16 bits in positive

nonzero values containing warnings or flags defined in the method implementation. For more information about Win32 error codes and HRESULT values, see [\[MS-ERREF\]](#) sections 2.2 and 2.1.

Return value/code	Description
0x00000000 S_OK	The call was successful.
0x800700EA ERROR_MORE_DATA	<i>RegisteredDsms</i> was not large enough to hold all the data.

For any other condition, this method MUST return a value that is not one of the values listed in the preceding table. The client MUST behave in one consistent, identical manner for all values that are not listed in the preceding table.

Exceptions Thrown: No exceptions are thrown beyond those thrown by the underlying **RPC** protocol [\[MS-RPCE\]](#).

The **opnum** field value for this method is 38.

When processing this call, the server MUST do the following:

- Using an implementation-specific process, determine the set of DSMs on the system.
- Populate the *RegisteredDsms* parameter with DSM data in the format of a REGISTERED_DSMS structure.

The server returns the following information to the client:

- If the number of bytes required to return all DSMs in the *RegisteredDsms* parameter is larger than the size of *RegisteredDsms*, then return ERROR_MORE_DATA.
- The DSMs used by the system.

3.2.5 Timer Events

No protocol timer events are required on the client beyond the timers required in the underlying **RPC** protocol.

3.2.6 Other Local Events

Except as specified in the following subsections, no additional local events are used on the server beyond the events maintained in the underlying **RPC** protocol.

3.2.6.1 Establish Ownership of a Disk

The server has a mechanism to establish ownership of the **disk** associated with a **ClusPrepDisk** object. This event is invoked within the IClusterStorage2 server and is not exposed externally.

The caller provides the following:

- CPREP_DISKID: Identifies the disk of which ownership is to be established

The server SHOULD first determine whether the designated disk is owned by a different server. If so, the server SHOULD return a result to the caller indicating that the disk is owned by a different server.

If the disk is not owned by a different server, the server SHOULD establish itself as the owner of the disk. The server SHOULD maintain ownership of the disk until a subsequent call to relinquish

ownership of the disk, as specified in section [3.2.6.2](#). The server SHOULD return a result to the caller indicating that ownership of the disk was established successfully.

How the server determines whether the designated disk is owned by a different server, how the server establishes itself as owner of the disk, and how the server maintains ownership of the disk are all implementation-specific.

3.2.6.2 Relinquish Ownership of a Disk

The server has a mechanism to relinquish ownership of the **disk** associated with a **ClusPrepDisk** object. This event is invoked within the IClusterStorage2 server and is not exposed externally.

The caller provides the following:

- CPREP_DISKID: Identifies the disk of which ownership is to be relinquished.

The server SHOULD stop maintaining ownership of the disk and remove itself as the owner of the disk, such that the disk has no owner.

No information is returned to the caller from this event.

How the server stops maintaining ownership of the disk and how the server removes itself as owner of the disk are implementation-specific.

3.3 IClusterStorage2 Client Details

3.3.1 Abstract Data Model

None.

3.3.2 Timers

No protocol timers are required beyond those used internally by **RPC** to implement resiliency to network outages, as specified in [\[MS-RPCE\]](#) section 3.2.3.2.1.

3.3.3 Initialization

The client application initiates the conversation with the server by performing **DCOM** activation ([\[MS-DCOM\]](#) section 3.2.4.1.1) of the **CLSIDs** ([\[MS-DCOM\]](#) section 2.2.7) specified in section [1.9](#). After delivering the **interface** pointer to the DCOM object as a result of the activation, the client application works with the object by making calls on the DCOM interface that it supports. After the conversation with the server completes, the client application performs a release on the interface pointer.

3.3.4 Message Processing Events and Sequencing Rules

This protocol MUST indicate to the **RPC** runtime that it is to perform a **strict NDR/NDR64 data consistency check** at target level 6.0, as specified in section 3 of [\[MS-RPCE\]](#).

This protocol MUST indicate to the RPC runtime that it is to reject a NULL unique or full pointer with nonzero conformant value, as specified in section 3 of [\[MS-RPCE\]](#).

Clients MAY invoke protocol methods in any order, unless otherwise noted in the following subsections, and except where ordering is determined by server **Prepare State** requirements, server **ClusPrepDisk.AttachedState** requirements, or server **ClusPrepDisk.OnlineState** requirements (as specified in section [3.2](#)).

3.3.4.1 Preparing a Server

Because the server's initial **Prepare State** (3.2.1) restricts the methods that can be called, the client MUST call [CprepPrepareNode](#) before any other methods in the **interface**. Then, before calling any further methods in the interface, the client MUST call [CprepPrepareNodePhase2](#).

3.3.4.2 Attaching CPrepDisks

Because the **ClusPrepDisk.AttachedState** (section 3.2.1) restricts the methods that can be called for a **ClusPrepDisk**, the client MUST call [CprepDiskAttach](#) (section 3.2.4.14) before calling any other method with a [CPREP_DISKID](#) input parameter, except for [CprepDiskGetProps](#) (section 3.2.4.5), [CprepDiskGetProps3](#) (section 3.4.4.7), [CprepDiskGetUniqueIds](#) (section 3.2.4.13), and [CprepDiskGetUniqueIds3](#) (section 3.4.4.1).

3.3.4.3 Querying Disk Sectors

Prior to calling any method that designates a **sector** for reading or writing ([CprepDiskRawRead](#) and [CprepDiskRawWrite](#)), a client SHOULD call [CprepDiskGetArbSectors](#) to determine the sector numbers to use.

3.3.4.4 Querying Disk Partitions

Prior to any method that references a **partition** ([CprepDiskWriteFileData](#), [CprepDiskVerifyFileData](#), [CprepDiskDeleteFile](#), [CprepDiskDiskPartitionIsNtfs](#), and [CprepDiskGetFSName](#)), a client MUST call [CprepDiskOnline](#) to transition the **ClusPrepDisk.OnlineState** to Online. In subsequent methods that reference a partition, the client SHOULD NOT designate a partition number outside of the integer range of 1 to the number of partitions returned by [CprepDiskOnline](#).

3.3.4.5 Accessing a Partition File System

A client SHOULD NOT call methods that access a **disk** file system ([CprepDiskWriteFileData](#), [CprepDiskVerifyFileData](#), and [CprepDiskDeleteFile](#)) unless the client first identifies the **partition** as an NTFS partition, either by calling [CprepDiskDiskPartitionIsNtfs](#) or [CprepDiskGetFSName](#).

3.3.4.6 SCSI-3 Persistent Reservations

Certain methods in the **interface** require the server and a **disk** to fulfill the **SCSI-3** protocol [[SPC-3](#)], particularly with respect to persistent reservations. As such, for a successful outcome to these methods, it is necessary that method ordering requirements of the SCSI-3 protocol [[SPC-3](#)] be followed.

For a particular disk, assuming that the server behaves correctly as an initiator and the disk behaves correctly as a target, a client SHOULD adhere to the following sequencing for successful execution of methods:

- [CprepDiskPRRegister](#) SHOULD be called before [CprepDiskPRUnRegister](#).
- [CprepDiskPRRegister](#) SHOULD be called before [CprepDiskPRReserve](#).
- [CprepDiskPRReserve](#) SHOULD be called before [CprepDiskPRPreempt](#).
- [CprepDiskPRArbitrate](#) and [CprepDiskOffline](#) MUST be called before [CprepDiskStopDefense](#).
- [CprepDiskPRClear](#) SHOULD be called before [CprepDiskPRRegister](#), when used as part of a persistent reservation sequence as follows:
 - [CprepDiskPRClear](#)

- CprepDiskPRRegister
- CprepDiskPRReserve
- CprepDiskPRReserve SHOULD be called before [CprepDiskPRRelease](#).

3.3.5 Timer Events

No protocol timer events are required on the client beyond the timers required in the underlying **RPC** protocol.

3.3.6 Other Local Events

A client's invocation of each method is typically the result of local application activity. The local application on the client computer specifies values for all input parameters. No other higher-layer triggered events are processed. The values specified for input parameters are described in section [2](#).

No additional local events are used on the client beyond the events maintained in the underlying **RPC** protocol.

3.4 IClusterStorage3 Server Details

3.4.1 Abstract Data Model

This section describes a conceptual model of possible data organization that an implementation maintains to participate in this protocol. The described organization is provided to facilitate the explanation of how the protocol behaves. This document does not mandate that implementations adhere to this model as long as their external behavior is consistent with that described in this document.

The server MUST implement the following elements:

ClusPrepDisk: A **ClusPrepDisk** is an object that is associated with a **disk** that is accessible to the server and implements the target role in the **SCSI-3** protocol [[SPC-3](#)] with the server fulfilling the role of initiator. A disk associated with a **ClusPrepDisk** is typically a storage **device**.

ClusPrepDisk.CPrep_DiskId: A **ClusPrepDisk** has identification properties as specified in the CPREP_DISKID (section [2.2.2](#)) structure.

ClusPrepDisk.DiskProps: A **ClusPrepDisk** has configuration properties as specified in the DISK_PROPS (section [2.2.5](#)) or the DISK_PROPS_EX (section [2.2.6](#)) structure.

ClusPrepDisk.AttachedState: A **ClusPrepDisk** has an attach state that is either Attached or Not Attached as specified in [CprepDiskAttach \(section 3.2.4.14\)](#).

ClusPrepDisk.OwnedState: A **ClusPrepDisk** has an owned state that is NotOwned, OwnedButNotByThisServer, or OwnedByThisServer. **ClusPrepDisk.OwnedState** transitions between NotOwned and OwnedByThisServer as specified in [CprepDiskPRArbitrate \(section 3.2.4.15\)](#) and [CprepDiskStopDefense \(section 3.2.4.6\)](#).

ClusPrepDisk.OnlineState: A **ClusPrepDisk** has an **online** state that is either Online or Not Online as specified in [CprepDiskOnline \(section 3.2.4.7\)](#) and [CprepDiskSetOnline \(section 3.2.4.26\)](#).

The disk associated with a **ClusPrepDisk** can have one or more **partitions**. Partitions are numbered from zero to the number of partitions on that disk minus one.

Partitions are associated with **volumes** that can have a file system. Partitions and volumes are accessible when **ClusPrepDisk.OnlineState** is equal to Online. How partitions and volumes are manipulated and associated with each other with respect to a disk is implementation-specific.

ClusPrepDiskList: A ClusPrepDiskList is an unordered list of ClusPrepDisks.

See [CprepPrepareNodePhase2 \(section 3.2.4.4\)](#) for more information on how the **ClusPrepDiskList** is constructed.

Prepare State: A server maintains its prepare state, which indicates whether it is capable of handling all of the methods in the **interface**. Possible values can be Initial, Preparing, or Online.

Latency Time Source: A server maintains a **time source** that can be used to measure the latency of an operation in millisecond granularity. For example, a server typically has a local time source that reports the time of day or that reports the elapsed time since the server computer booted.

ClusterFileShareTestSetupState: A server maintains a state that indicates whether the cluster file **share** tests are set up. The **ClusterFileShareTestSetupState** is **ClusterFileShareTestSetup** if the tests are set up, or **ClusterFileShareTestNotSetup** if the tests are not set up.

ClusPrepShare: A share that is available on one server in the set of servers being validated to be connected to by another server in the set.

ClusPrepShareList: A list of **ClusPrepShare** on a specific **node**.

3.4.2 Timers

No protocol timers are required beyond those used internally by **RPC** to implement resiliency to network outages, as specified in [\[MS-RPCE\]](#) section 3.2.3.2.1.

3.4.3 Initialization

The Failover Cluster: Setup and Validation IClusterStorage3 Remote Protocol server MUST be initialized by registering the **RPC interface** and listening on the RPC **well-known endpoint**, as specified in section [2.1](#). The server MUST then wait for Failover Cluster: Setup and Validation IClusterStorage3 Remote Protocol clients to establish connections.

- The **Prepare State** is initialized to Initial.
- The **ClusPrepDiskList** is initialized to an empty list.
- **ClusterFileShareTestSetupState** is initialized to **ClusterFileShareTestNotSetup**.
- **ClusPrepShareList** is initialized to an empty list.

3.4.4 Message Processing Events and Sequencing Rules

This protocol MUST indicate to the **RPC** runtime that it is to perform a strict **Network Data Representation (NDR)** data consistency check at target level 6.0, as specified in [\[MS-RPCE\]](#) section 3.

This protocol MUST indicate to the RPC runtime that it is to reject a NULL unique or full pointer with nonzero conformant value, as specified in [\[MS-RPCE\]](#) section 3.

This **interface** SHOULD [<16>](#) be supported.

The server MUST fail a method with error 0x80070548 (ERROR_INVALID_SERVER_STATE) if the server's **Prepare State** ([3.2.1](#)) is not correct for that method. The required **Prepare State** is as follows:

- [CprepPrepareNode \(section 3.2.4.3\)](#) requires **Prepare State** Initial.
- [CprepPrepareNodePhase2 \(section 3.2.4.4\)](#) requires **Prepare State** Preparing.
- All other methods require **Prepare State** Online.

Once the server's **Prepare State** is Online, it remains Online until the **DCOM** object exporter removes the application-specific state associated with the [IClusterStorage2](#) interface, as defined in [\[MS-DCOM\]](#) section 1.3.6.

A **ClusPrepDisk** object has three state variables, as specified in section 3.2.1: **ClusPrepDisk.AttachedState**, **ClusPrepDisk.OwnedState**, and **ClusPrepDisk.OnlineState**. These states are related as follows:

- **ClusPrepDisk.AttachedState** MUST be Attached for **ClusPrepDisk.OwnedState** to be OwnedByThisServer.
- **ClusPrepDisk.OwnedState** MUST be OwnedByThisServer for **ClusPrepDisk.OnlineState** to be Online.

Methods in the protocol that take a [CPREP_DISKID \(section 2.2.2\)](#) as an input parameter have requirements on the values of **ClusPrepDisk.AttachedState**, **ClusPrepDisk.OwnedState**, and **ClusPrepDisk.OnlineState**. The server MUST accept the following methods regardless of the values of **ClusPrepDisk.AttachedState**, **ClusPrepDisk.OwnedState**, and **ClusPrepDisk.OnlineState**:

- [CprepDiskGetProps \(section 3.2.4.5\)](#)
- [CprepDiskGetProps3 \(section 3.4.4.7\)](#)
- [CprepDiskGetUniqueIds \(section 3.2.4.13\)](#)
- [CprepDiskGetUniqueIds3 \(section 3.4.4.1\)](#)
- [CprepDiskAttach \(section 3.2.4.14\)](#)

For the following methods, the server MUST require the value of **ClusPrepDisk.AttachedState** to be equal to Attached:

- [CprepDiskRawRead \(section 3.2.4.1\)](#)
- [CprepDiskRawWrite \(section 3.2.4.2\)](#)
- [CprepDiskVerifyUnique \(section 3.2.4.8\)](#)
- [CprepDiskPRArbitrate \(section 3.2.4.15\)](#)
- [CprepDiskPRRegister \(section 3.2.4.16\)](#)
- [CprepDiskPRUnRegister \(section 3.2.4.17\)](#)
- [CprepDiskPRReserve \(section 3.2.4.18\)](#)
- [CprepDiskPRRelease \(section 3.2.4.19\)](#)
- [CprepDiskGetArbSectors \(section 3.2.4.21\)](#)
- [CprepDiskIsPRPresent \(section 3.2.4.22\)](#)
- [CprepDiskPRPreempt \(section 3.2.4.23\)](#)
- [CprepDiskPRClear \(section 3.2.4.24\)](#)

- [CprepDiskIsOnline \(section 3.2.4.25\)](#)
- [CprepDiskIsReadable \(section 3.2.4.28\)](#)
- [CprepDiskIsReadOnly3 \(section 3.4.4.8\)](#)

For the following methods, the server MUST additionally require the value of **ClusPrepDisk.OwnedState** to be equal to OwnedByThisServer:

- [CprepDiskStopDefense \(section 3.2.4.6\)](#)
- [CprepDiskOnline \(section 3.2.4.7\)](#)
- [CprepDiskSetOnline \(section 3.2.4.26\)](#)
- [CprepConnectToNewSmbShares3 \(section 3.4.4.6\)](#)
- [CprepCsvTestSetup3 \(section 3.4.4.3\)](#)

For the following methods, the server MUST additionally require the value of **ClusPrepDisk.OnlineState** to be equal to Online:

- [CprepDiskWriteFileData \(section 3.2.4.9\)](#)
- [CprepDiskVerifyFileData \(section 3.2.4.10\)](#)
- [CprepDiskDeleteFile \(section 3.2.4.11\)](#)
- [CprepDiskOffline \(section 3.2.4.12\)](#)
- [CprepDiskDiskPartitionIsNtfs \(section 3.2.4.20\)](#)
- [CprepDiskGetFSName \(section 3.2.4.27\)](#)
- CprepConnectToNewSmbShares3
- CprepCsvTestSetup3

For methods that take a CPREP_DISKID (section 2.2.2) as an input parameter, the server MUST look in the **ClusPrepDiskList** for a **ClusPrepDisk** object that matches the CPREP_DISKID input parameter. If no such object is found, the server SHOULD <17> return 0x80070002 (ERROR_FILE_NOT_FOUND). If the CPREP_DISKID provided by the client matches more than one **ClusPrepDisk** in the server's **ClusPrepDiskList**, the server SHOULD execute the method for one of the matching **ClusPrepDisk** objects. The matching **ClusPrepDisk** that the server chooses is arbitrary and implementation-specific.

For those methods listed previously that take a CPREP_DISKID as an input parameter and require **ClusPrepDisk.AttachedState** to be equal to Attached (or **ClusPrepDisk.OwnedState** to be equal to OwnedByThisServer or **ClusPrepDisk.OnlineState** to be equal to Online), the server SHOULD <18> fail the method with 0x80070002 (ERROR_FILE_NOT_FOUND) if the matching **ClusPrepDisk.AttachedState** is not equal to Attached.

For those methods listed previously that take a CPREP_DISKID as an input parameter and require **ClusPrepDisk.OwnedState** to be equal to OwnedByThisServer (or **ClusPrepDisk.OnlineState** to be equal to Online), the server MUST fail with error 0x8007139F (ERROR_INVALID_STATE) if the matching **ClusPrepDisk.OwnedState** is not equal to OwnedByThisServer.

For those methods listed previously that take a CPREP_DISKID as an input parameter and require **ClusPrepDisk.OnlineState** to be equal to Online, the server MUST fail with error 0x8007139F (ERROR_INVALID_STATE) if the matching **ClusPrepDisk.OnlineState** is not equal to Online.

For those methods that take a *ulPartition* as the **partition** number, the server MUST use an implementation-specific mechanism to map the partition identified by *ulPartition* to a **volume**. If *ulPartition* cannot be mapped to a volume, the server MUST return ERROR_FILE_NOT_FOUND.

For those methods that access a volume through a file system, the server MUST use an implementation-specific mechanism to verify that the volume contains a file system. If the volume does not contain a file system, the server MUST return ERROR_UNRECOGNIZED_VOLUME.

All methods MUST NOT throw exceptions.

This **DCOM** interface inherits the **IUnknown** interface. Method **opnum** field values start with 3; opnum values 0 through 2 represent the **IUnknown::QueryInterface**, **IUnknown::AddRef**, and **IUnknown::Release** methods, respectively, as specified in [MS-DCOM] section 3.1.1.5.8.

Methods in RPC Opnum Order

Method	Description
CprepDiskGetUniqueIds3	Retrieves SCSI page 80h and 83h data for a given disk . Opnum: 3
CprepCheckNetFtBindings3	Verifies that an implementation-specific file and print sharing mechanism is enabled. Opnum: 4
CprepCsvTestSetup3	A test setup method called before other methods. Changes the server ClusterFileShareTestSetupState to ClusterFileShareTestSetup . Opnum: 5
CprepIsNodeClustered3	Returns values indicating whether the server is part of a cluster. Opnum: 6
CprepCreateNewSmbShares3	A server returns a list of shares available via an implementation-specific mechanism Opnum: 7
CprepConnectToNewSmbShares3	A target server attempts to connect to a list of shares via an implementation-specific mechanism. Opnum: 8
CprepDiskGetProps3	Gets the properties about a given ClusPrepDisk . Opnum: 9
CprepDiskIsReadOnly3	Returns the state of the LUN underlying the disk, if the disk is backed by a LUN. Opnum: 10

3.4.4.1 CprepDiskGetUniqueIds3 (Opnum 3)

The **CprepDiskGetUniqueIds3** method returns **device** ID data about the **ClusPrepDisk**.

```
HRESULT CprepDiskGetUniqueIds3(
    [in] CPREP_DISKID DiskId,
    [out, size_is(*pcbDihSize)] BYTE** ppbDeviceIdHeader,
    [out] ULONG* pcbDihSize,
    [out, size_is(*pcbDdSize)] BYTE** ppDeviceDescriptor,
    [out] ULONG* pcbDdSize
```

);

DiskId: The identifier representing the **ClusPrepDisk** for which to retrieve the device ID data.

ppbDeviceIdHeader: On successful return, the address of a pointer to a **pcbDihSize*-sized block of BYTES. The server allocates and initializes the returned buffer. Callers MUST free this memory when they are finished with it. On unsuccessful return, the client MUST ignore this value.

pcbDihSize: On successful return, the number of BYTES returned in *ppbDeviceIdHeader*. On unsuccessful return, the client MUST ignore this value.

ppDeviceDescriptor: On successful return, the address of a pointer to a **pcbDdSize*-sized block of BYTES. The server allocates and initializes the returned buffer. Callers MUST free this memory when they are finished with it. On unsuccessful return, the client MUST ignore this value.

pcbDdSize: On successful return, the number of BYTES returned in *ppDeviceDescriptor*. On unsuccessful return, the client MUST ignore this value.

Return Values: A signed 32-bit value that indicates return status. If the method returns a negative value, it has failed. Zero or positive values indicate success, with the lower 16 bits in positive nonzero values containing warnings or flags defined in the method implementation. For more information about Win32 error codes and HRESULT values, see [\[MS-ERREF\]](#) sections 2.2 and 2.1.

Return value/code	Description
0x00000000 S_OK	The call was successful.
0x80070057 E_INVALIDARG	One or more arguments are invalid.
0x80070032 ERROR_NOT_SUPPORTED	The disk does not support device ID data.

For any other condition, this method MUST return a value that is not one of the values listed in the preceding table. The client MUST behave in one consistent, identical manner for all values that are not listed in the preceding table.

Exceptions Thrown: No exceptions are thrown beyond those thrown by the underlying **RPC** protocol [\[MS-RPCE\]](#).

The **opnum** field value for this method is 3.

When processing this call, the server MUST do the following:

- Obtain the **ClusPrepDisk** identified by the *DiskId* parameter as described in section [3.2.4](#).
- Retrieve the page 83h **SCSI** data described in [\[SPC-3\]](#) section 7.6.3.1 in an implementation-specific way for the given disk.
- If the retrieved 83h SCSI data does not contain at least one identifier of the types SCSI name string, EUI-64 based, or NAA as described in [\[SPC-3\]](#) section 7.6.3.1, with device-specific association, return ERROR_NOT_SUPPORTED.
- Allocate a block of **BYTE**s large enough to store the SCSI page 83h data formatted as a [STORAGE_DEVICE_ID_DESCRIPTOR](#) structure.
- Copy the data formatted as a [STORAGE_DEVICE_ID_DESCRIPTOR](#) structure into the *ppbDeviceIdHeader* buffer.

- Initialize **pcbDihSize* to the number of **BYTEs** being returned.

When processing this call, the server MAY do the following:

- Retrieve the **SCSI page 80h Unit Serial Number**, as described in [SPC-3], in an implementation-specific way for the given disk.
- If the retrieved **80h Unit Serial Number** is available, allocate a block of **BYTEs** large enough to store the **SCSI page 80h Unit Serial Number**, formatted as a **STORAGE_DEVICE_DESCRIPTOR** structure.
- Copy the data formatted as a **STORAGE_DEVICE_DESCRIPTOR** structure into the *ppDeviceDescriptor* buffer.
- Initialize **pcbDdSize* to the number of **BYTEs** being returned.

If no **SCSI page 80h Unit Serial Number** is available, the server MUST initialize **pcbDdSize* to zero, and **ppDeviceDescriptor* to **NULL**.

The server returns the following data to the client:

- A **STORAGE_DEVICE_ID_DESCRIPTOR** with SCSI page 80h serial number for the disk.
- A **STORAGE_DEVICE_DESCRIPTOR** with SCSI page 80h serial number for the disk.

The client is responsible for freeing the returned memory allocation.

3.4.4.2 CprepCheckNetFtBindings3 (Opnum 4)

The **CprepCheckNetFtBindings3** method verifies that an implementation-specific mechanism is available for use as a network file sharing protocol.

```
HRESULT CprepCheckNetFtBindings3(
    void
);
```

Return Values: A signed 32-bit value that indicates return status. If the method returns a negative value, it has failed. Zero or positive values indicate success, with the lower 16 bits in positive nonzero values containing warnings or flags defined in the method implementation. For more information about Win32 error codes and HRESULT values, see [\[MS-ERREF\]](#) sections 2.2 and 2.1.

Return value/code	Description
0x00000000 S_OK	The call was successful.

For any other condition, this method MUST return a value that is not one of the values listed in the preceding table. The client MUST behave in one consistent, identical manner for all values that are not listed in the preceding table.

Exceptions Thrown: No exceptions are thrown beyond those thrown by the underlying **RPC** protocol [\[MS-RPCE\]](#).

The **opnum** field value for this method is 4.

When processing this call, the server MUST do the following:

- Verify that an implementation-specific mechanism that allows shared access to files on networked servers is available.

3.4.4.3 CprepCsvTestSetup3 (Opnum 5)

ClusterFileShareTestSetupState transitions to **ClusterFileShareTestSetup**.

The **CprepCsvTestSetup3** method can be used to set up in advance any constructs necessary to support calls to **IClusterStorage3::CprepCreateNewSmbShares3** or **IClusterStorage3::CprepConnectToNewSmbShares3**.

```
HRESULT CprepCsvTestSetup3(  
    [in] GUID TestShareGuid,  
    [in, string] LPWSTR Reserved  
);
```

TestShareGuid: The client generates a **GUID** and passes it to all **nodes**. The GUID can be used to form a unique **share** name and create the **ClusPrepShareList**.

Reserved: A string generated on the client and passed to the server. The string MAY be used to supply a user password.

Return Values: A signed 32-bit value that indicates return status. If the method returns a negative value, it has failed. Zero or positive values indicate success, with the lower 16 bits in positive nonzero values containing warnings or flags defined in the method implementation. For more information about Win32 error codes and HRESULT values, see [\[MS-ERREF\]](#) sections 2.2 and 2.1.

Return value/code	Description
0x00000000 S_OK	The call was successful.

For any other condition, this method MUST return a value that is not one of the values listed in the preceding table. The client MUST behave in one consistent, identical manner for all values that are not listed in the preceding table.

Exceptions Thrown: No exceptions are thrown beyond those thrown by the underlying **RPC** protocol [\[MS-RPCE\]](#).

The **opnum** field value for this method is 5.

When processing this call, the server MUST do the following:

- Set up any constructs necessary to support proper processing of calls to **IClusterStorage3::CprepCreateNewSmbShares3**. Note that any constructs created in this call SHOULD be cleaned up during the final release on the **IClusterStorage3 interface**.
- Create a set of **ClusPrepShares** and place them in a **ClusPrepShareList** that represents shares accessible via an implementation-specific mechanism from other servers.
- Change the state of **ClusterFileShareTestSetupState** to **ClusterFileShareTestSetup**.

3.4.4.4 CprepIsNodeClustered3 (Opnum 6)

The **CprepIsNodeClustered3** method determines whether the server is a **node** within a cluster.

```
HRESULT CprepIsNodeClustered3(  
    [out] BOOLEAN* pbIsClusterNode  
);
```

pbIsClusterNode: The address of a pointer to a BOOLEAN value. Returns TRUE if the server is a node within a cluster.

Return Values: A signed 32-bit value that indicates return status. If the method returns a negative value, it has failed. Zero or positive values indicate success, with the lower 16 bits in positive nonzero values containing warnings or flags defined in the method implementation. For more information about Win32 error codes and HRESULT values, see [\[MS-ERREF\]](#) sections 2.2 and 2.1.

Return value/code	Description
0x00000000 S_OK	The call was successful.
0x80070057 E_INVALIDARG	One or more arguments are invalid.

For any other condition, this method MUST return a value that is not one of the values listed in the preceding table. The client MUST behave in one consistent, identical manner for all values that are not listed in the preceding table.

Exceptions Thrown: No exceptions are thrown beyond those thrown by the underlying **RPC** protocol [\[MS-RPCE\]](#).

The **opnum** field value for this method is 6.

When processing this call, the server MUST do the following:

- Determine whether the server is a node within a cluster. Initialize **pbIsClusterNode* to TRUE if this is the case; otherwise initialize **pbIsClusterNode* to FALSE.

3.4.4.5 CprepCreateNewSmbShares3 (Opnum 7)

The CprepCreateNewSmbShares3 method retrieves the list of IP addresses, with \\ prepended. This method can be used to access a **share** via an implementation-specific mechanism.

The output strings have the form

- \\<IPv4 address>

or

- \\[<IPv6 address>].

```
HRESULT CprepCreateNewSmbShares3(  
    [out, string, size_is(*pdwNumberOfPaths)]  
    LPWSTR** ppwszSharePaths,  
    [out] DWORD* pdwNumberOfPaths  
);
```

ppwszSharePaths: On successful return, specifies the address of a pointer to a **pdwNumberOfPaths*-sized block of LPWSTRs. The server allocates and initializes the returned buffer. Callers MUST free this memory when they are finished with it.

pdwNumberOfPaths: The number of file share path names returned in *ppwszSharePaths*.

Return Values: A signed 32-bit value that indicates return status. If the method returns a negative value, it has failed. Zero or positive values indicate success, with the lower 16 bits in positive

nonzero values containing warnings or flags defined in the method implementation. For more information about *Win32* error codes and HRESULT values, see [\[MS-ERREF\]](#) sections 2.2 and 2.1.

Return value/code	Description
0x00000000 S_OK	The call was successful.
0x80070057 E_INVALIDARG	One or more arguments are invalid.

For any other condition, this method MUST return a value that is not one of the values listed in the preceding table. The client MUST behave in one consistent, identical manner for all values that are not listed in the preceding table.

Exceptions Thrown: No exceptions are thrown beyond those thrown by the underlying **RPC** protocol [\[MS-RPCE\]](#).

The **opnum** field value for this method is 7.

When processing this call, the server MUST do the following:

- Construct or retrieve one or more IP addresses that are prepended with `\\`, for the server, that allow access to shares on that server represented by **ClusPrepShares** in the **ClusPrepShareList**, via an implementation-specific mechanism.
- Allocate a buffer, and copy the list of IP address strings to the buffer. Each IP address string MUST have at least one NULL terminator character appended to the file share path name string.
- Initialize *pdwNumberOfPaths* to the number of BYTES being returned.

The client is responsible for freeing the returned memory allocation.

3.4.4.6 CprepConnectToNewSmbShares3 (Opnum 8)

The `CprepConnectToNewSmbShares3` method attempts to connect to shares represented by **ClusPrepShares** in the **ClusPrepShareList** at the given list of IP address strings.

```
HRESULT CprepConnectToNewSmbShares3(
    [in, string, size_is(dwNumberOfPaths,)]
    LPWSTR* ppwszSharePaths,
    [in] DWORD dwNumberOfPaths
);
```

ppwszSharePaths: Specifies the address of a *dwNumberOfPaths*-sized block of LPWSTRs.

Return Values: A signed 32-bit value that indicates return status. If the method returns a negative value, it has failed. Zero or positive values indicate success, with the lower 16 bits in positive nonzero values containing warnings or flags defined in the method implementation. For more information about Win32 error codes and HRESULT values, see [\[MS-ERREF\]](#) sections 2.2 and 2.1.

Return value/code	Description
0x00000000 S_OK	The call was successful. The connection used at least one of the file shares specified in <i>ppwszSharePaths</i> .
0x80070057	One or more arguments are invalid.

Return value/code	Description
E_INVALIDARG	

For any other condition, this method MUST return a value that is not one of the values listed in the preceding table. The client MUST behave in one consistent, identical manner for all values that are not listed in the preceding table.

Exceptions Thrown: No exceptions are thrown beyond those thrown by the underlying **RPC** protocol [\[MS-RPCE\]](#).

The **opnum** field value for this method is 8.

When processing this call, the server MUST do the following:

- Via an implementation-specific mechanism, connect to the shares represented by **ClusPrepShares** in the **ClusprepShareList**, using one or more of the IP addresses passed.

3.4.4.7 CprepDiskGetProps3 (Opnum 9)

The CprepDiskGetProps3 method retrieves information about the configuration and status of a given disk.

```
HRESULT CprepDiskGetProps3(
    [in] CPREP_DISKID DiskId,
    [out] DISK_PROPS_EX* pDiskProps
);
```

DiskId: The identifier of the **ClusPrepDisk** for which to get the disk properties.

pDiskProps: The properties of the selected **ClusPrepDisk**.

Return Values: A signed 32-bit value that indicates return status. If the method returns a negative value, it has failed. Zero or positive values indicate success, with the lower 16 bits in positive nonzero values containing warnings or flags defined in the method implementation. For more information about Win32 error codes and HRESULT values, see [\[MS-ERREF\]](#) sections 2.2 and 2.1.

Return value/code	Description
0x00000000 S_OK	The call was successful.
0x80070002 ERROR_FILE_NOT_FOUND	The disk was not found.

For any other condition, this method MUST return a value that is not one of the values listed in the preceding table. The client MUST behave in one consistent, identical manner for all values that are not listed in the preceding table.

Exceptions Thrown: No exceptions are thrown beyond those thrown by the underlying **RPC** protocol [\[MS-RPCE\]](#).

The **opnum** field value for this method is 9.

When processing this call, the server MUST do the following:

- Obtain the **ClusPrepDisk** identified by the *DiskId* parameter as described in section [3.2.4](#).

- Gather the information about the given disk.
- Populate a valid [DISK_PROPS_EX](#) structure with the information.

The server returns the following information to the client:

- The properties of the selected **disk**.

3.4.4.8 CprepDiskIsReadOnly3 (Opnum 10)

The CprepDiskIsReadOnly3 method returns a Boolean value indicating whether the **LUN** underlying the operating system **disk** is writable.

```
HRESULT CprepDiskIsReadOnly3(
    [in] CPREP_DISKID DiskId,
    [out] BOOLEAN* pbReadOnly
);
```

DiskId: The identifier of the [ClusPrepDisk](#) for which to return the disk writable status.

pbReadOnly: Returns a nonzero value if the LUN underlying the operating system disk identified by ClusPrepDisk is not writable.

Return Values: A signed 32-bit value that indicates return status. If the method returns a negative value, it has failed. Zero or positive values indicate success, with the lower 16 bits in positive nonzero values containing warnings or flags defined in the method implementation. For more information about **Win32** error codes and HRESULT values, see [\[MS-ERREF\]](#) sections 2.2 and 2.1.

Return value/code	Description
0x00000000 S_OK	The call was successful.
0x80070002 ERROR_FILE_NOT_FOUND	The disk was not found.
0x80070548 ERROR_INVALID_SERVER_STATE	The server's Prepare State is not Online.

For any other condition, this method MUST return a value that is not one of the values listed in the preceding table. The client MUST behave in one consistent, identical manner for all values that are not listed in the preceding table.

Exceptions Thrown: No exceptions are thrown beyond those thrown by the underlying **RPC** protocol [\[MS-RPCE\]](#).

The **opnum** field value for this method is 10.

When processing this call, the server MUST do the following:

- Obtain the **ClusPrepDisk** identified by the *DiskId* parameter, as described in section [3.2.4](#).
- Determine whether the LUN underlying the operating system disk is writable.
- Return a Boolean value indicating whether or not the LUN underlying the operating system disk is writable. If the operating system disk is not backed by a LUN, this method will return FALSE in pbReadOnly.

The server returns the following information to the client:

- A Boolean value set to TRUE if the disk is not writable.

3.4.4.9 CprepDiskPRRegister3 (Opnum 11)

The CprepDiskPRRegister3 method performs a **SCSI** PERSISTENT RESERVE OUT command with a REGISTER or REGISTER_IGNORE_EXISTING action.

```
HRESULT CprepDiskPRRegister3(
    [in] CPREP_DISKID DiskId,
    [in] ULONGLONG OldPrKey,
    [in] ULONGLONG NewPrKey
);
```

DiskId: The identifier of the [ClusPrepDisk](#) representing the disk.

OldPrKey: The key used in the **Reservation Key** field of the SCSI PERSISTENT RESERVE OUT command. If the value of *OldPrKey* is zero, the REGISTER_IGNORE_EXISTING action is used. Otherwise, the REGISTER action is used.

NewPrKey: The key used in the **Service Action Reservation Key** field of the SCSI PERSISTENT RESERVE OUT command.

Return Values: A signed 32-bit value that indicates return status. If the method returns a negative value, it has failed. Non-negative values indicate success, with the lower 16 bits of the value containing warnings or flags defined in the method implementation. For more information about **Win32** error codes and HRESULT values, see [\[MS-ERREF\]](#) sections 2.2 and 2.1.

Return value/code	Description
0x00000000 S_OK	The call was successful.
0x80070002 ERROR_FILE_NOT_FOUND	The disk was not found.
0x00000057 ERROR_INVALID_PARAMETER	An internal error occurred.
0x80070548 ERROR_INVALID_SERVER_STATE	The server's Prepare State is not Online.
0x8007139F ERROR_INVALID_STATE	The value of ClusPrepDisk.AttachedState is not Attached.

For any other condition, this method MUST return a value that is not one of the values listed in the preceding table. The client MUST behave in one consistent, identical manner for all values that are not listed in the preceding table.

Exceptions Thrown: No exceptions are thrown beyond those thrown by the underlying **RPC** protocol (see [\[MS-RPCE\]](#)).

The **opnum** field value for this method is 11.

When processing this call, the server MUST do the following:

- Obtain the ClusPrepDisk identified by the DiskId parameter, as described in section [3.2.4](#).

- Issue a PERSISTENT RESERVE OUT command with a REGISTER or REGISTER_IGNORE_EXISTING action as specified in [\[SPC-3\]](#) section 6.12.

3.4.4.10 CprepDiskFindKey3 (Opnum 12)

The CprepDiskFindKey3 method queries the **SCSI** Persistent Reserve registration table for the disk and determines if the specified key is listed in the table.

The user supplies a key and this method returns a BOOLEAN indicating whether the key is found in the registration table.

```
HRESULT CprepDiskFindKey3(
    [in] CPREP_DISKID DiskId,
    [in] ULONGLONG Key,
    [out] BOOLEAN* pbFound
);
```

DiskId: The identifier of the [ClusPrepDisk](#) representing the disk.

Key: The registration key to search for in the SCSI Persistent Reserve registration table for the **LUN** underlying the operating system disk identified by the *DiskId* parameter. A value of zero for this parameter indicates that the caller is querying to discover whether any keys are registered.

pbFound: Returns a nonzero value if the registration key is found in the SCSI Persistent Reserve registration table for the LUN underlying the operating system disk identified by the *DiskId* parameter.

Return Values: A signed 32-bit value that indicates return status. If the method returns a negative value, it has failed. Non-negative values indicate success, with the lower 16 bits of the value containing warnings or flags defined in the method implementation. For more information about **Win32** error codes and HRESULT values, see [\[MS-ERREF\]](#) sections 2.2 and 2.1.

Return value/code	Description
0x00000000 S_OK	The call was successful.
0x80070002 ERROR_FILE_NOT_FOUND	The disk was not found.
0x00000057 ERROR_INVALID_PARAMETER	An internal error occurred.
0x80070548 ERROR_INVALID_SERVER_STATE	The server's Prepare State is not Online.
0x8007139F ERROR_INVALID_STATE	The value of ClusPrepDisk.AttachedState is not Attached.

For any other condition, this method MUST return a value that is not one of the values listed in the preceding table. The client MUST behave in one consistent, identical manner for all values that are not listed in the preceding table.

Exceptions Thrown: No exceptions are thrown beyond those thrown by the underlying **RPC** protocol (see [\[MS-RPCE\]](#)).

The **opnum** field value for this method is 12.

When processing this call, the server MUST do the following:

- Obtain the ClusPrepDisk identified by the DiskId parameter, as described in section [3.2.4](#).
- If the Key parameter is not zero, search for that key in the SCSI Persistent Reserve registration table for the LUN underlying the operating system disk identified by the *DiskId* parameter, as specified in [\[SPC-3\]](#) section 6.12, and return True in the *pbFound* parameter if the key is found.
- If the Key parameter is zero, return True in the *pbFound* parameter if at least one key is present in the SCSI Persistent Reserve registration table for the LUN underlying the operating system disk identified by the *DiskId* parameter.

3.4.4.11 CprepDiskPRPreempt3 (Opnum 13)

The CprepDiskPRPreempt3 method performs a **SCSI PERSISTENT RESERVE OUT** command with a PREEMPT action.

```
HRESULT CprepDiskPRPreempt3(  
    [in] CPREP_DISKID DiskId,  
    [in] ULONGLONG OwnerKey,  
    [in] ULONGLONG NewKey  
);
```

DiskId: The identifier of the [ClusPrepDisk](#) representing the disk.

OwnerKey: The key used in the **Service Action Reservation Key** field of the SCSI PERSISTENT RESERVE OUT command.

NewKey: The key used in the **Reservation Key** field of the SCSI PERSISTENT RESERVE OUT command.

Return Values: A signed 32-bit value that indicates return status. If the method returns a negative value, it has failed. Non-negative values indicate success, with the lower 16 bits of the value containing warnings or flags defined in the method implementation. For more information about **Win32** error codes and HRESULT values, see [\[MS-ERREF\]](#) sections 2.2 and 2.1.

Return value/code	Description
0x00000000 S_OK	The call was successful.
0x80070002 ERROR_FILE_NOT_FOUND	The disk was not found.
0x00000057 ERROR_INVALID_PARAMETER	An internal error occurred.
0x80070548 ERROR_INVALID_SERVER_STATE	The server's Prepare State is not Online.
0x8007139F ERROR_INVALID_STATE	The value of ClusPrepDisk.AttachedState is not Attached.

For any other condition, this method MUST return a value that is not one of the values listed in the preceding table. The client MUST behave in one consistent, identical manner for all values that are not listed in the preceding table.

Exceptions Thrown: No exceptions are thrown beyond those thrown by the underlying **RPC** protocol (see [\[MS-RPCE\]](#)).

The **opnum** field value for this method is 13.

When processing this call, the server MUST do the following:

- Obtain the ClusPrepDisk identified by the DiskId parameter, as described in section [3.2.4](#).
- Issue a PERSISTENT RESERVE OUT command with a PREEMPT action as specified in [\[SPC-3\]](#) section 6.12.

3.4.4.12 CprepDiskPRReserve3 (Opnum 14)

The CprepDiskPRReserve3 method performs a **SCSI** PERSISTENT RESERVE OUT command with a RESERVE action.

```
HRESULT CprepDiskPRReserve3(  
    [in] CPREP_DISKID DiskId,  
    [in] ULONGLONG Key  
);
```

DiskId: The identifier of the [ClusPrepDisk](#) representing the disk.

Key: The key used in the **Reservation Key** field of the SCSI PERSISTENT RESERVE OUT command.

Return Values: A signed 32-bit value that indicates return status. If the method returns a negative value, it has failed. Non-negative values indicate success, with the lower 16 bits of the value containing warnings or flags defined in the method implementation. For more information about **Win32** error codes and HRESULT values, see [\[MS-ERREF\]](#) sections 2.2 and 2.1.

Return value/code	Description
0x00000000 S_OK	The call was successful.
0x80070002 ERROR_FILE_NOT_FOUND	The disk was not found.
0x00000057 ERROR_INVALID_PARAMETER	An internal error occurred.
0x80070548 ERROR_INVALID_SERVER_STATE	The server's Prepare State is not Online.
0x8007139F ERROR_INVALID_STATE	The value of ClusPrepDisk.AttachedState is not Attached.

For any other condition, this method MUST return a value that is not one of the values listed in the preceding table. The client MUST behave in one consistent, identical manner for all values that are not listed in the preceding table.

Exceptions Thrown: No exceptions are thrown beyond those thrown by the underlying **RPC** protocol (see [\[MS-RPCE\]](#)).

The **opnum** field value for this method is 14.

When processing this call, the server MUST do the following:

- Obtain the ClusPrepDisk identified by the DiskId parameter, as described in section [3.2.4](#).
- Issue a PERSISTENT RESERVE OUT command with a RESERVE action as specified in [\[SPC-3\]](#) section 6.12.

3.4.4.13 CprepDiskIsPRPresent3 (Opnum 15)

The CprepDiskIsPRPresent3 method queries the **SCSI** Persistent Reserve reservation table for the disk and determines if the specified key is listed in the table.

```
HRESULT CprepDiskIsPRPresent3(
    [in] CPREP_DISKID DiskId,
    [in] ULONGLONG Key
);
```

DiskId: The identifier of the [ClusPrepDisk](#) representing the disk.

Key: The reservation key to search for in the SCSI Persistent Reserve reservation table for the **LUN** underlying the operating system disk identified by the *DiskId* parameter.

Return Values: A signed 32-bit value that indicates return status. If the method returns a negative value, it has failed. Non-negative values indicate success, with the lower 16 bits of the value containing warnings or flags defined in the method implementation. For more information about **Win32** error codes and HRESULT values, see [\[MS-ERREF\]](#) sections 2.2 and 2.1.

Return value/code	Description
0x00000000 S_OK	The call was successful.
0x80070490 ERROR_NOT_FOUND	The key was not found in the reservation table.
0x80070002 ERROR_FILE_NOT_FOUND	The disk was not found.
0x00000057 ERROR_INVALID_PARAMETER	An internal error occurred.
0x80070548 ERROR_INVALID_SERVER_STATE	The server's Prepare State is not Online.
0x8007139F ERROR_INVALID_STATE	The value of ClusPrepDisk.AttachedState is not Attached.

For any other condition, this method MUST return a value that is not one of the values listed in the preceding table. The client MUST behave in one consistent, identical manner for all values that are not listed in the preceding table.

Exceptions Thrown: No exceptions are thrown beyond those thrown by the underlying **RPC** protocol (see [\[MS-RPCE\]](#)).

The **opnum** field value for this method is 15.

When processing this call, the server MUST do the following:

- Obtain the ClusPrepDisk identified by the DiskId parameter, as described in section [3.2.4](#).

- Search the SCSI Persistent Reserve reservation table as specified in [\[SPC-3\]](#) section 6.12.

3.4.4.14 CprepDiskPRRelease3 (Opnum 16)

The CprepDiskPRRelease3 method performs a **SCSI** PERSISTENT RESERVE OUT command with a RELEASE action.

```
HRESULT CprepDiskPRRelease3(
    [in] CPREP_DISKID DiskId,
    [in] ULONGLONG Key
);
```

DiskId: The identifier of the [ClusPrepDisk](#) representing the disk.

Key: The key used in the **Reservation Key** field of the SCSI PERSISTENT RESERVE OUT command.

Return Values: A signed 32-bit value that indicates return status. If the method returns a negative value, it has failed. Non-negative values indicate success, with the lower 16 bits of the value containing warnings or flags defined in the method implementation. For more information about **Win32** error codes and HRESULT values, see [\[MS-ERREF\]](#) sections 2.2 and 2.1.

Return value/code	Description
0x00000000 S_OK	The call was successful.
0x80070002 ERROR_FILE_NOT_FOUND	The disk was not found.
0x00000057 ERROR_INVALID_PARAMETER	An internal error occurred.
0x80070548 ERROR_INVALID_SERVER_STATE	The server's Prepare State is not Online.
0x8007139F ERROR_INVALID_STATE	The value of ClusPrepDisk.AttachedState is not Attached.

For any other condition, this method MUST return a value that is not one of the values listed in the preceding table. The client MUST behave in one consistent, identical manner for all values that are not listed in the preceding table.

Exceptions Thrown: No exceptions are thrown beyond those thrown by the underlying **RPC** protocol (see [\[MS-RPCE\]](#)).

The **opnum** field value for this method is 16.

When processing this call, the server MUST do the following:

- Obtain the ClusPrepDisk identified by the DiskId parameter, as described in section [3.2.4](#).
- Issue a PERSISTENT RESERVE OUT command with a RELEASE action as specified in [\[SPC-3\]](#) section 6.12.

3.4.4.15 CprepDiskPRClear3 (Opnum 17)

The CprepDiskPRClear3 method performs a **SCSI** PERSISTENT RESERVE OUT command with a CLEAR action.


```

HRESULT CprepDiskPRClear3(
    [in] CPREP_DISKID DiskId,
    [in] ULONGLONG Key
);

```

DiskId: The identifier of the [ClusPrepDisk](#) representing the disk.

Key: The key used in the **Reservation Key** field of the SCSI PERSISTENT RESERVE OUT command.

Return Values: A signed 32-bit value that indicates return status. If the method returns a negative value, it has failed. Non-negative values indicate success, with the lower 16 bits of the value containing warnings or flags defined in the method implementation. For more information about **Win32** error codes and HRESULT values, see [\[MS-ERREF\]](#) sections 2.2 and 2.1.

Return value/code	Description
0x00000000 S_OK	The call was successful.
0x80070002 ERROR_FILE_NOT_FOUND	The disk was not found.
0x00000057 ERROR_INVALID_PARAMETER	An internal error occurred.
0x80070548 ERROR_INVALID_SERVER_STATE	The server's Prepare State is not Online.
0x8007139F ERROR_INVALID_STATE	The value of ClusPrepDisk.AttachedState is not Attached.

For any other condition, this method MUST return a value that is not one of the values listed in the preceding table. The client MUST behave in one consistent, identical manner for all values that are not listed in the preceding table.

Exceptions Thrown: No exceptions are thrown beyond those thrown by the underlying **RPC** protocol (see [\[MS-RPCE\]](#)).

The **opnum** field value for this method is 17.

When processing this call, the server MUST do the following:

- Obtain the ClusPrepDisk identified by the DiskId parameter, as described in section [3.2.4](#).
- Issue a PERSISTENT RESERVE OUT command with a CLEAR action as specified in [\[SPC-3\]](#) section 6.12.

3.4.5 Timer Events

No protocol timer events are required on the client beyond the timers required in the underlying **RPC** protocol.

3.4.6 Other Local Events

Except as specified in the following subsections, no additional local events are used on the server beyond the events maintained in the underlying **RPC** protocol.

3.5 IClusterStorage3 Client Details

This **interface** SHOULD [<19>](#) be supported.

3.5.1 Abstract Data Model

None.

3.5.2 Timers

No protocol timers are required beyond those used internally by **RPC** to implement resiliency to network outages, as specified in [\[MS-RPCE\]](#) section 3.2.3.2.1.

3.5.3 Initialization

The client application initiates the conversation with the server by performing **DCOM** activation ([\[MS-DCOM\]](#) section 3.2.4.1.1) of the **CLSID** ([\[MS-DCOM\]](#) section 2.2.7) specified in section [1.9](#). After delivering the **interface** pointer to the DCOM object as a result of the activation, the client application works with the object by making calls on the DCOM interface that it supports. After the conversation with the server completes, the client application performs a release on the interface pointer.

3.5.4 Message Processing Events and Sequencing Rules

None.

3.5.4.1 Preparing a Server

Because the server's initial **Prepare State** (section [3.2.1](#)) restricts the methods that can be called, the client MUST call [CprepPrepareNode](#) before any other methods in the **interface**. Then, before calling any further methods in the interface, the client MUST call [CprepPrepareNodePhase2](#).

3.5.4.2 Attaching CPrepDisks

Because **ClusPrepDisk.AttachedState** (section [3.2.1](#)) restricts the methods that can be called for a **ClusPrepDisk**, the client MUST call [CprepDiskAttach](#) (section [3.2.4.14](#)) before calling any other method with a [CPREP_DISKID](#) input parameter except for [CprepDiskGetProps](#) (section [3.2.4.5](#)), [CprepDiskGetProps3](#) (section [3.4.4.7](#)), [CprepDiskGetUniqueIds](#) (section [3.2.4.13](#)), and [CprepDiskGetUniqueIds3](#) (section [3.4.4.1](#)).

3.5.4.3 Querying Disk Sectors

Prior to calling any method that designates a **sector** for reading or writing ([CprepDiskRawRead](#) and [CprepDiskRawWrite](#)), a client SHOULD call [CprepDiskGetArbSectors](#) to determine the sector numbers to use.

3.5.4.4 Querying Disk Partitions

Prior to any method that references a partition ([CprepDiskWriteFileData](#), [CprepDiskVerifyFileData](#), [CprepDiskDeleteFile](#), [CprepDiskDiskPartitionIsNtfs](#), and [CprepDiskGetFSName](#)), a client MUST call [CprepDiskOnline](#) to transition the **ClusPrepDisk.OnlineState** to Online. In subsequent methods that reference a **partition**, the client SHOULD NOT designate a partition number outside the integer range of 1 to the number of partitions returned by [CprepDiskOnline](#).

3.5.4.5 Accessing a Partition File System

A client SHOULD NOT call methods that access a **disk** file system ([CprepDiskWriteFileData](#), [CprepDiskVerifyFileData](#), and [CprepDiskDeleteFile](#)) unless the client first identifies the **partition** as an NTFS partition by calling either [CprepDiskDiskPartitionIsNtfs](#) or [CprepDiskGetFSName](#).

3.5.4.6 SCSI-3 Persistent Reservations

Certain methods in the **interface** require the server and a **disk** to fulfill the **SCSI-3** protocol [[SPC-3](#)], particularly with respect to persistent reservations. Therefore, for a successful outcome to these methods, it is necessary that method-ordering requirements of the SCSI-3 protocol [SPC-3] be followed.

For a particular disk, assuming that the server behaves correctly as an initiator and the disk behaves correctly as a target, a client SHOULD adhere to the following sequencing for successful execution of methods:

1. [CprepDiskPRRegister](#) SHOULD be called before [CprepDiskPRUnRegister](#).
2. [CprepDiskPRRegister](#) SHOULD be called before [CprepDiskPRReserve](#).
3. [CprepDiskPRReserve](#) SHOULD be called before [CprepDiskPRPreempt](#).
4. [CprepDiskPRArbitrate](#) and [CprepDiskOffline](#) MUST be called before [CprepDiskStopDefense](#).
5. [CprepDiskPRClear](#) SHOULD be called before [CprepDiskPRRegister](#) when used as part of a persistent reservation sequence as follows:
 1. [CprepDiskPRClear](#)
 2. [CprepDiskPRRegister](#)
 3. [CprepDiskPRReserve](#)
6. [CprepDiskPRReserve](#) SHOULD be called before [CprepDiskPRRelease](#).
7. [CprepDiskPRRegister3](#) SHOULD be called before [CprepDiskPRReserve3](#) and [CprepDiskFindKey3](#).
8. [CprepDiskPRReserve3](#) SHOULD be called before [CprepDiskIsPRPresent3](#), [CprepDiskPRPreempt3](#), and [CprepDiskPRRelease3](#).
9. [CprepDiskPRClear3](#) SHOULD be called before [CprepDiskPRRegister3](#) when used as part of a persistent reservation sequence as follows:
 1. [CprepDiskPRClear3](#)
 2. [CprepDiskPRRegister3](#)
 3. [CprepDiskPRReserve3](#)
 4. [CprepDiskPRPreempt3](#)

3.5.4.7 Accessing a Share

The [CprepCreateNewSmbShares3](#) method connects to one or more **shares**, one for each IP address that can be used to identify the server on the network. Each of the shares MUST allow access by other servers that are being validated. A client will call this method on one server, for example, to get a list of IP address strings. The client will then pass the list of IP address strings to another server in the set of servers that is being validated using the [CprepConnectToNewSmbShares3](#) method. The second

server will use the IP address strings to connect via an implementation-specific mechanism to shares on the first server, in order to verify share access between the two servers.

- **IClusterStorage3::CprepCreateNewSmbShares3** SHOULD be called before **IClusterStorage3::CprepConnectToNewSmbShares3**.

3.5.5 Timer Events

No protocol timer events are required on the client beyond the timers required in the underlying **RPC** protocol.

3.5.6 Other Local Events

A client's invocation of each method is typically the result of local application activity. The local application on the client computer specifies values for all input parameters. No other higher-layer triggered events are processed. The values specified for input parameters are described in section [2](#).

No additional local events are used on the client beyond the events maintained in the underlying **RPC** protocol.

3.6 IClusterNetwork2 Server Details

3.6.1 Abstract Data Model

This section describes a conceptual model of possible data organization that an implementation maintains to participate in this protocol. The described organization is provided to facilitate the explanation of how the protocol behaves. This document does not mandate that implementations adhere to this model as long as their external behavior is consistent with that described in this document.

Firewall State: The set of **firewall rules** currently configured and enabled on the server. A firewall rule can be associated with a group of firewall rules that is identifiable by name. There can be multiple groups of firewall rules configured in the Firewall State of a server. A firewall rule is also associated with a network adapter such that for each network adapter on the server, it can be determined which firewall rules and/or groups of firewall rules are associated with that adapter. The data type of a firewall rule and the initialization of a firewall rule are implementation-specific. A server typically defines and initializes a firewall rule as specified for FW_RULE in [\[MS-FASP\]](#).

Network Adapter Configuration: Information about the set of network adapters on the server and their associated settings and configuration. In this protocol, the **Network Adapter Configuration** is defined as the data type [ADAPTERLIST2 \(section 2.2.16\) <20>](#). The initialization and manipulation of **Network Adapter Configuration** is implementation-specific.

Initialization State: Indicates whether the server has been initialized and can fulfill methods in the **interface**. The value can be set to either True or False and is initially set to False.

Route: A **Route**[<21>](#) represents a potential communication path from the server to a different network host. How the communication is manifested in actual network traffic is implementation-specific. A **Route** contains of the following data elements:

LocalVirtualIP: Corresponds to the **localVirtualIP** field of an **ADD_ROUTES_REQUEST** structure as specified in section [2.2.19](#).

RemoteVirtualIP: Corresponds to the **remoteVirtualIP** field of a [NODE_ROUTE_INFO \(section 2.2.18\)](#) structure as specified in section 2.2.18.

LocalUnicastIP: Corresponds to a single element of the **localUnicastIPs** field of a [NODE_ROUTE_INFO](#) structure.

RemoteUnicastIP: Corresponds to a single element of the **remoteUnicastIPs** field of a NODE_ROUTE_INFO structure.

LossAndState: A **ROUTE_LOSS_AND_STATE** data structure, as specified in section [2.2.21](#).

Index: Corresponds to a single element of the **indices** field of a NODE_ROUTE_INFO structure.

Route Collection: A collection of **Routes**. The initial contents of Route Collection is empty.

Route Monitoring State: Indicates whether the server is monitoring Route elements in Route Collection.

3.6.2 Timers

No protocol timers are required except those listed in the following subsections and those used internally by **RPC** to implement resiliency to network outages, as specified in [\[MS-RPCE\]](#) section 3.2.3.2.1.

3.6.2.1 Round-Trip Message Timer

This timer controls the amount of time the server waits for completion of round-trip communication, as specified in section [3.6.4.2](#).

3.6.3 Initialization

The Failover Cluster Setup and Validation IClusterNetwork2 Remote Protocol server MUST be initialized by registering the **RPC interface** and listening on the RPC **well-known endpoint**, as specified in section [2.1](#). The server MUST then wait for Failover Cluster Setup and Validation IClusterNetwork2 Remote Protocol clients to establish connections.

3.6.4 Message Processing Events and Sequencing Rules

This protocol MUST indicate to the **RPC** runtime that it is to perform a **strict NDR/NDR64 data consistency check** at target level 6.0, as specified in [\[MS-RPCE\]](#) section 3.

This protocol MUST indicate to the RPC runtime that it is to reject a NULL unique or full pointer with nonzero conformant value, as specified in [\[MS-RPCE\]](#) section 3.

The InitializeNode (Opnum 4) method SHOULD be called before other methods described in section 3.6.4.

All methods MUST NOT throw exceptions.

This **DCOM interface** inherits the IUnknown interface. Method **opnum** field values start with 3; opnum values 0 through 2 represent the **IUnknown::QueryInterface**, **IUnknown::AddRef**, and **IUnknown::Release** methods, respectively, as specified in [\[MS-DCOM\]](#) section 3.1.1.5.8.

Methods in RPC Opnum Order

Method	Description
SendRTMessage	Sends a message from the server to another server, to which the other server responds. Opnum: 3
InitializeNode	Performs server setup required to successfully implement the other methods. Opnum: 4

Method	Description
GetIpConfigSerialized	Returns information about the network interfaces attached to the system. Opnum: 5
CleanupNode	Restores the server to its pre-InitializeNode state. Opnum: 6
QueryFirewallConfiguration	Determines whether the server's firewall configuration is set appropriately for cluster operation. Opnum: 7
ProcessAddRoutes	Adds routes for monitoring. Opnum: 8
GetAddRoutesStatus	Retrieves data for routes being monitored and stops monitoring. Opnum: 9
Reserved	Reserved. Opnum: 10
CancelAddRoutesRequest	Cancels monitoring of routes without retrieving data. Opnum: 11

3.6.4.1 InitializeNode (Opnum 4)

The InitializeNode method prepares the server in an implementation-specific way to execute the other methods in the **interface**. It also informs the client about what port will be used and version information.

```
HRESULT InitializeNode(
    [in] unsigned short RequestUDPPort,
    [out] unsigned short* BoundUDPPort,
    [out] unsigned long* NodeMajorVersion,
    [out] unsigned long* NodeMinorVersion,
    [out] unsigned long* ClusprepVersion
);
```

RequestUDPPort: A value that the client provides that affects the value of *BoundUDPPort*.

BoundUDPPort: This parameter is currently not used by the protocol.

NodeMajorVersion: The server's operating system major version value.

NodeMinorVersion: The server's operating system minor version value.

ClusprepVersion: The cluster prepare version.

Return Values: A signed 32-bit value that indicates return status. If the method returns a negative value, it has failed. Zero or positive values indicate success, with the lower 16 bits in positive nonzero values containing warnings or flags defined in the method implementation. For more information about Win32 error codes and HRESULT values, see [\[MS-ERREF\]](#) sections 2.2 and 2.1.

Return value/code	Description
0x00000000	The call was successful.

Return value/code	Description
S_OK	

For any other condition, this method MUST return a value that is not one of the values listed in the preceding table. The client MUST behave in one consistent, identical manner for all values that are not listed in the preceding table.

Exceptions Thrown: No exceptions are thrown beyond those thrown by the underlying **RPC** protocol [\[MS-RPCE\]](#).

The **opnum** field value for this method is 4.

When processing this call the server MUST do the following:

- Set the server **Initialization State** to True. The initialized state remains True until either the [CleanupNode \(section 3.6.4.4\)](#) method is called or the **DCOM** object exporter removes the application-specific state associated with the [IClusterNetwork2](#) interface, as defined in [\[MS-DCOM\]](#) section 1.3.6.
- Set *NodeMajorVersion* to an implementation-specific value. <22>
- Set *NodeMinorVersion* to an implementation-specific value. <23>
- Set *ClusprepVersion* to an implementation-specific value. <24>
- If *RequestUDPPort* is nonzero, set *BoundUDPPort* to *RequestUDPPort*; else set *BoundUDPPort* to 3343.

The server returns the following information to the client:

- The output parameters set to the values specified previously

3.6.4.2 SendRTMessage (Opnum 3)

The SendRTMessage method determines whether roundtrip communication works between two network addresses.

The server SHOULD fail this method if the server **Initialization State** is False.

```
HRESULT SendRTMessage(
    [in] BSTR SourceIPAddress,
    [in] BSTR DestIPAddress,
    [in] unsigned short DestPort,
    [in] unsigned short AddressFamily,
    [in] unsigned long MessageSize,
    [in] unsigned long Timeout,
    [out] unsigned long* RTElapsedTime
);
```

SourceIPAddress: The address from which to send the network request. **IPv4** addresses MUST be represented in dotted decimal notation. **IPv6** addresses MUST be represented in the form specified by [\[RFC1924\]](#). <25>

DestIPAddress: The address to which to send the network request. The address is in the same representation as *SourceIPAddress*.

DestPort: This server MUST ignore this value.

AddressFamily: The address type of the *SourceIPAddress* and *DestIPAddress* parameters.

Value	Meaning
AF_INET 0x0002	The addresses are in IPv4 format.
AF_INET6 0x0017	The addresses are in IPv6 format.

MessageSize: The server MUST ignore this value.

Timeout: An implementation-specific value [<26>](#) indicating the maximum amount of time to wait for a response from the destination address.

RTElapsedTime: The elapsed time (in milliseconds) between when the server sends the message from the *SourceIPAddress* to *DestIPAddress* and when it receives a reply from the destination address.

Return Values: A signed 32-bit value that indicates return status. If the method returns a negative value, it has failed. Zero or positive values indicate success, with the lower 16 bits in positive nonzero values containing warnings or flags defined in the method implementation. For more information about Win32 error codes and HRESULT values, see [\[MS-ERREF\]](#) sections 2.2 and 2.1.

Return value/code	Description
0x00000000 S_OK	The call was successful.

For any other condition, this method MUST return a value that is not one of the values listed in the preceding table. The client MUST behave in one consistent, identical manner for all values that are not listed in the preceding table.

Exceptions Thrown: No exceptions are thrown beyond those thrown by the underlying **RPC** protocol [\[MS-RPCE\]](#).

The **opnum** field value for this method is 3.

When processing this call, the server MUST do the following:

- Initialize the Round-Trip Message Timer to 1000 milliseconds.
- Use an implementation-specific mechanism to send a network message from *SourceIPAddress* to *DestIPAddress*, such that a reply message is sent back from *DestIPAddress* to the *SourceIPAddress*.

Note While performing the round-trip message operation, use an implementation-specific mechanism to determine the elapsed time. For example, prior to sending the message, observe the current time of day in millisecond granularity. Upon receipt of the reply, again observe the current time of day. The elapsed time can be calculated by subtracting the first observed value from the second.

- If the [Round-Trip Message Timer \(section 3.6.2.1\)](#) expires before receiving the reply, the server MUST return an error code.

Return the following information to the client:

- The elapsed time (in milliseconds) between when the server sends the message from the *SourceIPAddress* to *DestIPAddress* and when it receives a reply from the destination address.

3.6.4.3 GetIpConfigSerialized (Opnum 5)

The GetIpConfigSerialized method queries the [network adapter configuration](#) and returns select information about the adapters.

The server SHOULD support this method even if the server **Initialization State** is False.

```
HRESULT GetIpConfigSerialized(  
    [in] BOOLEAN ApplyClusterFilter,  
    [out] SAFEARRAY( byte )* Data,  
    [out] int* pcbOut  
);
```

ApplyClusterFilter: A flag that indicates which adapters to return. If FALSE, then all adapters MUST be returned. If TRUE, then all nonfiltered adapters MUST be returned. Adapters that MUST be filtered are cluster adapters (as specified in the **ClusterAdapter** field of the [ADAPTER2 <27>](#) structure), loopback adapters, and tunnel adapters.

Value	Meaning
TRUE -128 – -1	Return all nonfiltered adapters.
FALSE 0	Return all adapters.
TRUE 1 – 128	Return all nonfiltered adapters.

Data: A buffer that, on success, SHOULD [<28>](#) contain a valid [ADAPTERLIST2](#) structure. The client MUST ignore all **Guid** items in the ADAPTERLIST2 structure except for those **Guid** items ranging from the first item through the count of 2 multiplied by the value of **NumberOfAdapters**.

pcbOut: MUST be the size of the *Data* buffer, in bytes.

Return Values: A signed 32-bit value that indicates return status. If the method returns a negative value, it has failed. Zero or positive values indicate success, with the lower 16 bits in positive nonzero values containing warnings or flags defined in the method implementation. For more information about Win32 error codes and HRESULT values, see [\[MS-ERREF\]](#) sections 2.2 and 2.1.

Return value/code	Description
0x00000000 S_OK	The call was successful.

For any other condition, this method MUST return a value that is not one of the values listed in the preceding table. The client MUST behave in one consistent, identical manner for all values that are not listed in the preceding table.

Exceptions Thrown: No exceptions are thrown beyond those thrown by the underlying **RPC** protocol [\[MS-RPCE\]](#).

The **opnum** field value for this method is 5.

When processing this call, the server MUST do the following:

- Query the network adapter configuration using an implementation-specific method.

- Filter out adapters as required by the *ApplyClusterFilter* parameter.
- Format the data as an ADAPTERLIST2 structure.

Return the following information to the client:

- Return the adapter data via the *Data* parameter.
- Return the size, in bytes, of *Data* via the *pcbOut* parameter.

3.6.4.4 CleanupNode (Opnum 6)

The CleanupNode method cleans up any state initialized by [InitializeNode](#).

The server SHOULD fail this method if the server **Initialization State** is False.

```
HRESULT CleanupNode();
```

This method has no parameters.

Return Values: A signed 32-bit value that indicates return status. If the method returns a negative value, it has failed. Zero or positive values indicate success, with the lower 16 bits in positive nonzero values containing warnings or flags defined in the method implementation. For more information about Win32 error codes and HRESULT values, see [\[MS-ERREF\]](#) sections 2.2 and 2.1.

Return value/code	Description
0x00000000 S_OK	The call was successful.

For any other condition, this method MUST return a value that is not one of the values listed in the preceding table. The client MUST behave in one consistent, identical manner for all values that are not listed in the preceding table.

Exceptions Thrown: No exceptions are thrown beyond those thrown by the underlying **RPC** protocol [\[MS-RPCE\]](#).

The **opnum** field value for this method is 6.

When processing this call, the server MUST do the following:

- Perform implementation-specific cleanup to reverse any state setup by InitializeNode.
- Set the server **Initialization State** ADM element to False.

3.6.4.5 QueryFirewallConfiguration (Opnum 7)

The QueryFirewallConfiguration method determines whether the [firewall state](#) of the server is compatible with use in a **failover cluster**. The firewall settings that constitute failover cluster compatibility are implementation-specific. When the server firewall enforces policies specified in [\[MS-FASP\]](#), the server SHOULD determine the firewall state according to how the group of rules is enabled, as specified later in this section.

The server SHOULD support this method even if the server **Initialization State** is False.

```
HRESULT QueryFirewallConfiguration(
    [out] BOOLEAN* serverRulesEnabled,
    [out] BOOLEAN* mgmtRulesEnabled
```

);

serverRulesEnabled: An output parameter that MUST be set on a successful return. The value MUST be TRUE if firewall settings are compatible with server-to-server communication in a failover cluster. When the server firewall enforces policies specified in [MS-FASP], the server SHOULD set this value to TRUE if the group of rules with the localized name "Failover Clusters" is enabled.

Value	Meaning
TRUE -128 – -1	Firewall settings allow the traffic specified previously.
FALSE 0	Firewall settings do not allow the traffic specified previously.
TRUE 1 – 128	Firewall settings allow the traffic specified previously.

mgmtRulesEnabled: An output parameter that MUST be set on a successful return. The value MUST be TRUE if firewall settings are compatible with failover cluster management components. When the server firewall enforces policies specified in [MS-FASP], the server SHOULD set this value to TRUE if the group of rules with the localized name "Failover Cluster Manager" <29> is enabled.

Value	Meaning
TRUE -128 – -1	Firewall settings allow the traffic specified previously.
FALSE 0	Firewall settings do not allow the traffic specified previously.
TRUE 1 – 128	Firewall settings allow the traffic specified previously.

Return Values: A signed 32-bit value that indicates return status. If the method returns a negative value, it has failed. Zero or positive values indicate success, with the lower 16 bits in positive nonzero values containing warnings or flags defined in the method implementation. For more information about Win32 error codes and HRESULT values, see [MS-ERREF] sections 2.2 and 2.1.

Return value/code	Description
0x00000000 S_OK	The call was successful.

For any other condition, this method MUST return a value that is not one of the values listed in the preceding table. The client MUST behave in one consistent, identical manner for all values that are not listed in the preceding table.

Exceptions Thrown: No exceptions are thrown beyond those thrown by the underlying **RPC** protocol [MS-RPCE].

The **opnum** field value for this method is 7.

When processing this call the server MUST do the following:

- Query the firewall state for the server to determine whether the **Firewall Rules** that meet the *serverRulesEnabled* category are present and enabled.
- Query the firewall state for the server to determine whether the Firewall Rules that meet the *mgmtRulesEnabled* category are present and enabled.

Return the following information to the client:

- *serverRulesEnabled* and *mgmtRulesEnabled* set as described previously.

3.6.4.6 ProcessAddRoutes (Opnum 8)

The ProcessAddRoutes method [<30>](#) adds **Route** elements to a **Route Collection** and initiates monitoring of these routes for packet loss and status data.

```
HRESULT ProcessAddRoutes(
    [in] const ADD ROUTES REQUEST* request
);
```

request: Designates **Route** elements to be added to **Route Collection**.

Return Values: A signed 32-bit value that indicates return status. If the method returns a negative value, it has failed. Zero or positive values indicate success, with the lower 16 bits in positive nonzero values containing warnings or flags defined in the method implementation. For more information about Win32 error codes and HRESULT values, see [\[MS-ERREF\]](#) sections 2.1 and 2.2.

Return value/code	Description
0x00000000 S_OK	The call was successful.
0x80004005 E_FAIL	Route Monitoring State is TRUE.

For any other condition, this method MUST return a value that is not one of the values listed in the preceding table. The client MUST behave in one consistent, identical manner for all values that are not listed in the preceding table.

Exceptions Thrown: No exceptions are thrown beyond those thrown by the underlying **RPC** protocol specified in [\[MS-RPCE\]](#).

The **opnum** field value for this method is 8.

When processing this call the server MUST do the following:

- Fail the request with error 0x80004005 (E_FAIL) if **Route Monitoring State** is TRUE.
- For each [NODE ROUTE INFO](#) element nri in the request.nodeRouteInfos:
 - For unsigned integer k, from 0 to the number of elements in request.nri.indices:
 - Construct a **Route** element newRoute as follows:
 - Set newRoute.LocalVirtualIP to request.localVirtualIP.
 - Set newRoute.RemoteVirtualIP to request.nri.remoteVirtualIP.
 - Set newRoute.LocalUnicastIP to request.nri.localUnicastIPs[k].

- Set newRoute.RemoteUnicastIP to request.nri.remoteUnicastIPs[k].
- Set newRoute.LossAndState.packetLoss to 0x00000000.
- Set newRoute.LossAndState.status to DOWN.
- Set newRoute.Index to request.nri.indices[k].
- Add newRoute to Route Collection.
- In an implementation-specific way, begin monitoring status and packet loss for Route elements added to Route Collection as a result of this method.
- Set **Route Monitoring State** to TRUE.

3.6.4.7 GetAddRoutesStatus (Opnum 9)

The GetAddRoutesStatus method [<31>](#) retrieves packet loss information and status for the **Route** elements in the **Route Collection** previously added with the [ProcessAddRoutes](#) method.

```
HRESULT GetAddRoutesStatus (
    [out] ADD_ROUTES_REPLY* reply
);
```

reply: Contains packet loss information and status for **Route** elements.

Return Values: A signed 32-bit value that indicates return status. If the method returns a negative value, it has failed. Zero or positive values indicate success, with the lower 16 bits in positive nonzero values containing warnings or flags defined in the method implementation. For more information about Win32 error codes and HRESULT values, see [\[MS-ERREF\]](#) sections 2.1 and 2.2.

Return value/code	Description
0x00000000 S_OK	The call was successful.

For any other condition, this method MUST return a value that is not one of the values listed in the preceding table. The client MUST behave in one consistent, identical manner for all values that are not listed in the preceding table.

Exceptions Thrown: No exceptions are thrown beyond those thrown by the underlying **RPC** protocol specified in [\[MS-RPCE\]](#).

The **opnum** field value for this method is 9.

When processing this call the server MUST do the following:

- If **Route Monitoring State** is FALSE, set the **routeUnavailable** field of the **reply** data structure to TRUE and return. Otherwise, set the **routeUnavailable** field of the reply data structure to FALSE.
- Count the Route elements in Route Collection. Allocate the [ADD_ROUTES_REPLY](#) reply data structure such that both the reply.indices and reply.replies arrays contain this many elements. For integer k from 0 to the number of these elements:
 - Locate a **Route** element r in **Route Collection**.
 - In an implementation-specific manner, update r.LossAndState.

- Set reply.indices[k] to r.Index.
- Set reply.replies[k] to r.LossAndState.
- Remove element r from **Route Collection**.
- Set the **Route Monitoring State** to FALSE.

Return the following information to the client:

- The reply data structure.

3.6.4.8 CancelAddRoutesRequest (Opnum 11)

The CancelAddRoutesRequest method [<32>](#) stops packet loss and status monitoring for **Route** elements previously added in a [ProcessAddRoutes \(section 3.6.4.6\)](#) invocation and removes these routes from **Route Collection**.

```
HRESULT CancelAddRoutesRequest();
```

This method has no parameters.

Return Values: A signed 32-bit value that indicates return status. If the method returns a negative value, it has failed. Zero or positive values indicate success, with the lower 16 bits in positive nonzero values containing warnings or flags defined in the method implementation. For more information about Win32 error codes and HRESULT values, see [\[MS-ERREF\]](#) sections 2.1 and 2.2.

Return value/code	Description
0x00000000 S_OK	The call was successful.
0x80004005 E_FAIL	Route Monitoring State is FALSE.

For any other condition, this method MUST return a value that is not one of the values listed in the preceding table. The client MUST behave in one consistent, identical manner for all values that are not listed in the preceding table.

Exceptions Thrown: No exceptions are thrown beyond those thrown by the underlying **RPC** protocol specified in [\[MS-RPCE\]](#).

The **opnum** field value for this method is 11.

When processing this call the server MUST do the following:

- Fail the method with error 0x80004005 (E_FAIL) if **Route Monitoring State** is FALSE.
- For each Route element in Route Collection, remove the Route from Route Collection and stop any implementation-specific monitoring of packet loss and status that was initiated with a previous ProcessAddRoutes method.
- Set **Route Monitoring State** to FALSE.

3.6.5 Timer Events

No protocol timer events are required on the client beyond the timers required in the underlying **RPC** protocol.

3.6.6 Other Local Events

No additional local events are used on the client beyond the events maintained in the underlying **RPC** protocol.

3.7 IClusterNetwork2 Client Details

3.7.1 Abstract Data Model

None.

3.7.2 Timers

No protocol timers are required beyond those used internally by **RPC** to implement resiliency to network outages, as specified in [\[MS-RPCE\]](#) section 3.2.3.2.1.

3.7.3 Initialization

The client application initiates the conversation with the server by performing **DCOM** activation (as specified in [\[MS-DCOM\]](#) section 3.2.4.1.1) of the CLSID, as specified in section [1.9](#). After getting the **interface** pointer to the DCOM object as a result of the activation, the client application works with the object by making calls on the DCOM interface that it supports. After the conversation with the server completes, the client application performs a release on the interface pointer.

3.7.4 Message Processing Events and Sequencing Rules

This protocol MUST indicate to the **RPC** runtime that it is to perform a **strict NDR/NDR64 data consistency check** at target level 6.0, as specified in section 3 of [\[MS-RPCE\]](#).

This protocol MUST indicate to the RPC runtime that it is to reject a NULL unique or full pointer with nonzero-conformant value, as specified in section 3 of [\[MS-RPCE\]](#).

The client MUST successfully call [InitializeNode \(section 3.6.4.1\)](#) before calling any other method in the **interface**.

The client SHOULD call [CleanupNode \(section 3.6.4.4\)](#) after it is finished calling all other methods in the interface.

3.7.5 Timer Events

No protocol timer events are required on the client beyond the timers required in the underlying **RPC** protocol.

3.7.6 Other Local Events

A client's invocation of each method is typically the result of local application activity. The local application on the client computer specifies values for all input parameters. No other higher-layer triggered events are processed. The values for input parameters are specified in section [2](#).

No additional local events are used on the client beyond the events maintained in the underlying **RPC** protocol.

3.8 IClusterCleanup Server Details

The ClusPrep server provides a method to allow a client to restore a server which was formerly a **node** in a cluster but was evicted from that cluster to its precluster installation state. Evicting a node from a cluster is specified in [\[MS-CMRP\]](#) section 3.1.1.6.

3.8.1 Abstract Data Model

This section describes a conceptual model of possible data organization that an implementation maintains to participate in this protocol. The described organization is provided to facilitate the explanation of how the protocol behaves. This document does not mandate that implementations adhere to this model as long as their external behavior is consistent with that described in this document.

A server that implements this protocol was potentially configured as a **node** in a **failover cluster**. As such, the configuration operation can have left various executable and data files on the server as well as other persisted data, such as data that can be stored in a **registry**.

Configuration of a server as a node of a cluster is done by using implementation-specific methods between servers.

3.8.2 Timers

No protocol timers are required except those listed in the following subsections and those used internally by **RPC** to implement resiliency to network outages, as specified in [\[MS-RPCE\]](#) section 3.2.3.2.1.

3.8.2.1 Delay Cleanup Timer

This timer controls the amount of time the server waits before initiating cleanup, as specified in section [3.8.4.1](#).

3.8.2.2 Cleanup Timer

This timer controls the amount of time the server waits for cleanup to complete, as specified in section [3.8.4.1](#).

3.8.3 Initialization

The Failover Cluster Setup and Validation IClusterCleanup Remote Protocol server **MUST** be initialized by registering the **RPC interface** and listening on the RPC **well-known endpoint**, as specified in section [2.1](#). The server **MUST** then wait for Failover Cluster Setup and Validation IClusterCleanup Remote Protocol clients to establish connections.

3.8.4 Message Processing Events and Sequencing Rules

This protocol **MUST** indicate to the **RPC** runtime that it is to perform a **strict NDR/NDR64 data consistency check** at target level 6.0, as specified in section 3 of [\[MS-RPCE\]](#).

This protocol **MUST** indicate to the RPC runtime that it is to reject a NULL unique or full pointer with nonzero conformant value, as specified in section 3 of [\[MS-RPCE\]](#).

The [IClusterCleanup interface](#) methods do not have any dependencies, including:

- CleanUpEvictedNode (Opnum 3)
- ClearPR (Opnum 4)

All methods MUST NOT throw exceptions.

This **DCOM** interface inherits the IUnknown interface. Method **opnum** field values start with 3; opnum values 0 through 2 represent the **IUnknown::QueryInterface**, **IUnknown::AddRef**, and **IUnknown::Release** methods, respectively, as specified in [\[MS-DCOM\]](#) section 3.1.1.5.8.

Methods in RPC Opnum Order

Method	Description
CleanUpEvictedNode	Restores the server to its precluster installation state. Opnum: 3
ClearPR	Removes SCSI-3 persistent reservations on the disk . Opnum: 4

3.8.4.1 CleanUpEvictedNode (Opnum 3)

The CleanUpEvictedNode method removes all persistent artifacts that exist on the server after it is evicted from a cluster.

This method is idempotent. After it is invoked, the target server can no longer be a server for the Failover Cluster: Cluster Management Remote Protocol (ClusAPI) ([\[MS-CMRP\]](#)) until the server is reconfigured as a member of a cluster by using implementation-specific methods between servers.

```
HRESULT CleanUpEvictedNode(  
    [in] unsigned long DelayBeforeCleanup,  
    [in] unsigned long TimeOut,  
    [in] unsigned long Flags  
);
```

DelayBeforeCleanup: The number of milliseconds that the server MUST delay before cleanup is started on the target server. If this value is zero, the server is cleaned up immediately.

TimeOut: The number of milliseconds that the server MUST wait for cleanup to complete. This time-out is independent of the preceding delay; therefore, if *DelayBeforeCleanup* is greater than *TimeOut*, this method will time out. However, after cleanup is initiated, cleanup will run to completion regardless of the method waiting.

Flags: A set of bit flags specifying the requested actions to be taken during cleanup. This parameter MUST be set to at least one of the following values.

Value	Meaning
CLUSTERCLEANUP_STOP_CLUSTER_SERVICE 0x00000000	Issue a stop command to the cluster service and wait for it to stop.
CLUSTERCLEANUP_DONT_STOP_CLUSTER_SERVICE 0x00000001	Do not issue a stop command to the cluster service.
CLUSTERCLEANUP_DONT_WAIT_CLUSTER_SERVICE_STOP 0x00000002	Do not wait for the cluster service to stop.

Return Values: A signed 32-bit value that indicates return status. If the method returns a negative value, it has failed. Zero or positive values indicate success, with the lower 16 bits in positive

nonzero values containing warnings or flags defined in the method implementation. For more information about Win32 error codes and HRESULT values, see [\[MS-ERREF\]](#) sections 2.2 and 2.1.

Return value/code	Description
0x00000000 S_OK	The call was successful.
0x80070102 WAIT_TIMEOUT	The Cleanup Timer (section 3.8.2.2) expired before cleanup was completed.

For any other condition, this method MUST return a value that is not one of the values listed in the preceding table. The client MUST behave in one consistent, identical manner for all values that are not listed in the preceding table.

Exceptions Thrown: No exceptions are thrown beyond those thrown by the underlying **RPC** protocol [\[MS-RPCE\]](#).

The **opnum** field value for this method is 3.

When processing this call the server MUST do the following:

- Initialize the Cleanup Timer to the value specified in the *Timeout* parameter.
- Initialize the [Delay Cleanup Timer \(section 3.8.2.1\)](#) to the value specified in the *DelayBeforeCleanup* parameter.
- Wait for the Delay Cleanup Timer to expire.
- Remove all artifacts on the server that make it part of a cluster.
- At any time during execution of the previous steps, if the Cleanup Timer expires, the server MUST complete the method, even though cleanup operations continue.

3.8.4.2 ClearPR (Opnum 4)

The ClearPR method performs a **SCSI** PERSISTENT RESERVE OUT command with a REGISTER AND IGNORE EXISTING KEY action, followed by a CLEAR action.

```
HRESULT ClearPR(
    [in] unsigned long DeviceNumber
);
```

DeviceNumber: The number of the **disk** to act on.

Return Values: A signed 32-bit value that indicates return status. If the method returns a negative value, it has failed. Zero or positive values indicate success, with the lower 16 bits in positive nonzero values containing warnings or flags defined in the method implementation. For more information about Win32 error codes and HRESULT values, see [\[MS-ERREF\]](#) sections 2.2 and 2.1.

Return value/code	Description
0x00000000 S_OK	The call was successful.
0x80070002 ERROR_FILE_NOT_FOUND	The disk was not found.

For any other condition, this method MUST return a value that is not one of the values listed in the preceding table. The client MUST behave in one consistent, identical manner for all values that are not listed in the preceding table.

Exceptions Thrown: No exceptions are thrown beyond those thrown by the underlying **RPC** protocol [\[MS-RPCE\]](#).

The **opnum** field value for this method is 4.

When processing this call, the server MUST do the following:

- Determine the list of disks accessible to the system and for each disk, create an entry in a list that stores the **device** number in an implementation-specific way. Device numbers are assigned incrementally starting from zero to the number of disks minus one. The mapping between device number and actual device is implementation-specific and is established prior to the method call.
- Find the disk corresponding to the value passed in the *DeviceNumber* parameter. If the disk is not found, return `ERROR_FILE_NOT_FOUND`.
- Issue a PERSISTENT RESERVE OUT command REGISTER AND IGNORE EXISTING KEY action as specified in [\[SPC-3\]](#) section 6.12.
- Issue a PERSISTENT RESERVE OUT command CLEAR action as specified in [\[SPC-3\]](#) section 6.12.
- Destroy the list of disks accessible to the system created as part of this method.

3.8.5 Timer Events

No protocol timer events are required on the client beyond the timers required in the underlying **RPC** protocol.

3.8.6 Other Local Events

No additional local events are used on the client beyond the events maintained in the underlying **RPC** protocol.

3.9 IClusterCleanup Client Details

3.9.1 Abstract Data Model

None.

3.9.2 Timers

No protocol timers are required beyond those used internally by **RPC** to implement resiliency to network outages, as specified in [\[MS-RPCE\]](#) section 3.2.3.2.1.

3.9.3 Initialization

The client application initiates the conversation with the server by performing **DCOM** activation (as specified in [\[MS-DCOM\]](#) section 3.2.4.1.1) of the CLSID specified in section [1.9](#). After getting the **interface** pointer to the DCOM object as a result of the activation, the client application works with the object by making calls on the DCOM interface that it supports. After the conversation with the server completes, the client application performs a release on the interface pointer.

3.9.4 Message Processing Events and Sequencing Rules

This protocol MUST indicate to the **RPC** runtime that it is to perform a **strict NDR/NDR64 data consistency check** at target level 6.0, as specified in section 3 of [\[MS-RPCE\]](#).

This protocol MUST indicate to the RPC runtime that it is to reject a NULL unique or full pointer with nonzero conformant value, as specified in section 3 of [\[MS-RPCE\]](#).

3.9.5 Timer Events

No protocol timer events are required on the client beyond the timers required in the underlying **RPC** protocol.

3.9.6 Other Local Events

A client's invocation of each method is typically the result of local application activity. The local application on the client computer specifies values for all input parameters. No other higher-layer triggered events are processed. The values for input parameters are specified in section [2](#).

No additional local events are used on the client beyond the events maintained in the underlying **RPC** protocol.

3.10 IClusterSetup Server Details

3.10.1 Abstract Data Model

This section describes a conceptual model of possible data organization that an implementation maintains to participate in this protocol. The described organization is provided to facilitate the explanation of how the protocol behaves. This document does not mandate that implementations adhere to this model as long as their external behavior is consistent with that described in this document.

The following information MUST be maintained by the server for use in responding to client queries and commands:

cluster secret: Of type BSTR (section 2.2.5), as specified in [\[MS-DTYP\]](#) section 2.2.5. The size of the **cluster secret** is not bounded by this protocol.

Fully qualified domain name (FQDN): Corresponds to the **fully qualified domain name (FQDN)** of the server.

3.10.2 Timers

No protocol timers are required beyond those used internally by **RPC** to implement resiliency to network outages, as specified in [\[MS-RPCE\]](#) section 3.2.3.2.1.

3.10.3 Initialization

The Failover Cluster Setup and Validation [IClusterSetup](#) Remote Protocol server MUST be initialized by registering the **RPC interface** and listening on the RPC **well-known endpoint**, as specified in section [2.1](#). The server MUST then wait for Failover Cluster Setup and Validation IClusterSetup Remote Protocol clients to establish connections.

The server initializes the **cluster secret** ADM element to the last value that was set by a client using the [ConfigSvcSecret \(section 3.10.4.1\)](#) method in a previous activation of the IClusterSetup interface.

If ConfigSvcSecret has not successfully executed on this server in a previous activation of the IClusterSetup interface, the server initializes the **cluster secret** to an empty string.

The server initializes the **fully qualified domain name (FQDN)** ADM element with the fully qualified domain name (FQDN) of the server.

3.10.4 Message Processing Events and Sequencing Rules

This protocol MUST indicate to the **RPC** runtime that it is to perform a **strict NDR/NDR64 data consistency check** at target level 6.0, as specified in section 3 of [MS-RPCE].

This protocol MUST indicate to the RPC runtime that it is to reject a NULL unique or full pointer with a nonzero conformant value, as specified in section 3 of [MS-RPCE].

The order in which **IClusterSetup interface** methods are invoked becomes a precondition for subsequent methods. Preconditions include the following:

- The ConfigSvcSecret (Opnum 3) method MUST be called before the RetrieveSvcSecret (Opnum 4) method is called; however, the [ConfigSvcSecret](#) call MAY be from a previous activation of the IClusterSetup interface.
- The RetrieveHostLabel (Opnum 5) method has no dependencies.

All methods MUST NOT throw exceptions.

This **DCOM** interface inherits the IUnknown interface. Method **opnum** field values start with 3; opnum values 0 through 2 represent the **IUnknown::QueryInterface**, **IUnknown::AddRef**, and **IUnknown::Release** methods, respectively, as specified in [MS-DCOM] section 3.1.1.5.8.

Methods in RPC Opnum Order

Method	Description
ConfigSvcSecret	Instructs the server to store the cluster secret locally. Opnum: 3
RetrieveSvcSecret	Retrieves the cluster secret from the server. Opnum: 4
RetrieveHostLabel	Retrieves the fully qualified domain name (FQDN) of the server. Opnum: 5
GetFunctionalLevel	Returns the maximum functional level of the cluster supported by this server. Opnum: 6
Opnum7NotUsedOnWire	Reserved for local use. Opnum: 7
Opnum8NotUsedOnWire	Reserved for local use. Opnum: 8
ConfigClusterCert	Stores the certificate and cluster secret in an implementation-specific manner on the server. Opnum: 9
RetrieveClusterCert	Returns the certificate and cluster secret stored on this server. Opnum: 10
GenerateClusterCert	Generates and returns a new certificate.

Method	Description
	Opnum: 11
GetUpgradeVersion	Returns the maximum upgrade version of the cluster supported by this server. Opnum: 12
Opnum13NotUsedOnWire	Reserved for local use. Opnum: 13
ConfigClusterCertV2	Stores the certificate and cluster secret in an implementation-specific manner on the server. Opnum: 14
RetrieveClusterCertV2	Returns the certificate and cluster secret stored on this server. Opnum: 15
GenerateClusterCertV2	Generates and returns a new certificate. Opnum :16

3.10.4.1 ConfigSvcSecret (Opnum 3)

The ConfigSvcSecret method stores the **cluster secret** in an implementation-specific manner on the server.

```
HRESULT ConfigSvcSecret (
    [in] BSTR SecretBLOB
);
```

SecretBLOB: The cluster secret for the cluster in which this server is or will be a **node**.

Return Values: A signed 32-bit value that indicates return status. If the method returns a negative value, it has failed. Zero or positive values indicate success, with the lower 16 bits in positive nonzero values containing warnings or flags defined in the method implementation. For more information about Win32 error codes and HRESULT values, see [\[MS-ERREF\]](#) sections 2.2 and 2.1.

Return value/code	Description
0x00000000 S_OK	The call was successful.

For any other condition, this method MUST return a value that is not one of the values listed in the preceding table. The client MUST behave in one consistent, identical manner for all values that are not listed in the preceding table.

Exceptions Thrown: No exceptions are thrown beyond those thrown by the underlying **RPC** protocol [\[MS-RPCE\]](#).

The **opnum** field value for this method is 3.

When processing this call the server MUST store the cluster secret such that it persists across reboots and does not change except as part of processing a subsequent ConfigSvcSecret method call. The server MUST overwrite any previous value of the cluster secret. The server SHOULD store the cluster secret in a secure way.

3.10.4.2 RetrieveSvcSecret (Opnum 4)

The RetrieveSvcSecret method returns the **cluster secret** stored on this server.

```
HRESULT RetrieveSvcSecret(  
    [out] BSTR* SecretBLOB  
);
```

SecretBLOB: The value of the cluster secret as stored on this server.

Return Values: A signed 32-bit value that indicates return status. If the method returns a negative value, it has failed. Zero or positive values indicate success, with the lower 16 bits in positive nonzero values containing warnings or flags defined in the method implementation. For more information about Win32 error codes and HRESULT values, see [\[MS-ERREF\]](#) sections 2.2 and 2.1.

Return value/code	Description
0x00000000 S_OK	The call was successful.
0x80070002 ERROR_FILE_NOT_FOUND	The cluster secret has not yet been configured by a previous call to ConfigSvcSecret .

For any other condition, this method MUST return a value that is not one of the values listed in the preceding table. The client MUST behave in one consistent, identical manner for all values that are not listed in the preceding table.

Exceptions Thrown: No exceptions are thrown beyond those thrown by the underlying **RPC** protocol [\[MS-RPCE\]](#).

The **opnum** field value for this method is 4.

When processing this call the server MUST do the following:

- Retrieve the cluster secret from its storage in an implementation-specific manner.
- If the cluster secret was not previously set by a call to ConfigSvcSecret, the server MUST return 0x80070002 (ERROR_FILE_NOT_FOUND) error code.

The server returns the following information to the client:

- The cluster secret.

3.10.4.3 RetrieveHostLabel (Opnum 5)

The RetrieveHostLabel method returns the **fully qualified domain name (FQDN)** of the server.

```
HRESULT RetrieveHostLabel(  
    [out] BSTR* HostLabel  
);
```

HostLabel: The host name of the server. This is the first part of the FQDN.

Return Values: A signed 32-bit value that indicates return status. If the method returns a negative value, it has failed. Zero or positive values indicate success, with the lower 16 bits in positive nonzero values containing warnings or flags defined in the method implementation. For more information about Win32 error codes and HRESULT values, see [\[MS-ERREF\]](#) sections 2.2 and 2.1.

Return value/code	Description
0x00000000 S_OK	The call was successful.

For any other condition, this method MUST return a value that is not one of the values listed in the preceding table. The client MUST behave in one consistent, identical manner for all values that are not listed in the preceding table.

Exceptions Thrown: No exceptions are thrown beyond those thrown by the underlying **RPC** protocol [\[MS-RPCE\]](#).

The **opnum** field value for this method is 5.

When processing this call, the server MUST do the following:

- Retrieve the server hostname via an implementation-specific method.

Return the following information to the client:

- The server hostname

3.10.4.4 GetFunctionalLevel (Opnum 6)

The **GetFunctionalLevel** method SHOULD [<33>](#) return the maximum functional level of the cluster supported by this server.

```
HRESULT GetFunctionalLevel(
    [out] WORD* FunctionalLevel
);
```

FunctionalLevel: The cluster functional level.

Return Values: A signed 32-bit value that indicates the return status. If the method returns a negative value, it has failed. Zero or positive values indicate success, with the lower 16 bits in positive nonzero values containing warnings or flags defined in the method implementation. For more information about Win32 error codes and HRESULT values, see [\[MS-ERREF\]](#) section 2.1 and section 2.2.

Return value/code	Description
0x00000000 S_OK	The call was successful.

For any other condition, this method MUST return a value that is not one of the values listed in the preceding table. The client MUST behave in one consistent, identical manner for all values that are not listed in the preceding table.

Exceptions Thrown: No exceptions are thrown beyond those thrown by the underlying **RPC** protocol [\[MS-RPCE\]](#).

The **opnum** field value for this method is 6.

When processing this call, the server MUST retrieve the cluster functional level using an implementation-specific method.

The server MUST return the cluster functional level to the client.

3.10.4.5 ConfigClusterCert (Opnum 9)

The **ConfigClusterCert** method SHOULD [<34>](#) store the certificate and **cluster secret** in an implementation-specific manner on the server.

```
HRESULT ConfigClusterCert(  
    [in] CLUSTER_CERT * ClusterCert  
);
```

ClusterCert: The certificate and cluster secret for the cluster in which this server is or will be a **node**. The CLUSTER_CERT structure is defined in section [2.2.23](#).

Return Values: A signed 32-bit value that indicates return status. If the method returns a negative value, it has failed. Zero or positive values indicate success, with the lower 16 bits in positive nonzero values containing warnings or flags defined in the method implementation. For more information about Win32 error codes and HRESULT values, see [\[MS-ERREF\]](#) section 2.1 and section 2.2.

Return value/code	Description
0x00000000 S_OK	The call was successful.

For any other condition, this method MUST return a value that is not one of the values listed in the preceding table. The client MUST behave in one consistent, identical manner for all values that are not listed in the preceding table.

Exceptions Thrown: No exceptions are thrown beyond those thrown by the underlying **RPC** protocol [\[MS-RPCE\]](#).

The **opnum** field value for this method is 9.

When processing this call, the server MUST store the certificate and cluster secret such that it persists across reboots and does not change, except as part of processing a subsequent **ConfigClusterCert** method call. The server MUST overwrite any previous value of the certificate and cluster secret. The server SHOULD store the private key of the certificate and cluster secret in a secure way.

3.10.4.6 RetrieveClusterCert (Opnum 10)

The **RetrieveClusterCert** method SHOULD [<35>](#) return the certificate and **cluster secret** stored on the server.

```
HRESULT RetrieveClusterCert(  
    [out] CLUSTER_CERT * ClusterCert  
);
```

ClusterCert: The certificate and cluster secret for the cluster that is stored in the **node**. The **CLUSTER_CERT** structure is defined in section [2.2.23](#).

Return Values: A signed 32-bit value that indicates return status. If the method returns a negative value, it has failed. Zero or positive values indicate success, with the lower 16 bits in positive nonzero values containing warnings or flags defined in the method implementation. For more information about Win32 error codes and HRESULT values, see [\[MS-ERREF\]](#) section 2.1 and section 2.2.

Return value/code	Description
0x00000000 S_OK	The call was successful.
0x80070002 ERROR_FILE_NOT_FOUND	The certificate or cluster secret has not yet been configured by a previous call to RetrieveClusterCert .

For any other condition, this method MUST return a value that is not one of the values listed in the preceding table. The client MUST behave in a consistent, identical manner for all values that are not listed in the preceding table.

Exceptions Thrown: No exceptions are thrown beyond those thrown by the underlying **RPC** protocol [\[MS-RPCE\]](#).

The **opnum** field value for this method is 10.

When processing this call the server MUST do the following:

- Retrieve the certificate and cluster secret from storage in an implementation-specific manner.
- If the certificate or cluster secret was not previously set by a call to `ConfigClusterCert`, the server MUST return 0x80070002 (ERROR_FILE_NOT_FOUND).

The server returns the certificate and cluster secret to the client.

3.10.4.7 GenerateClusterCert (Opnum 11)

The `GenerateClusterCert` method SHOULD [<36>](#) generate and return a new certificate.

```
HRESULT GenerateClusterCert(
    [in,out] CLUSTER_CERT * ClusterCert
);
```

ClusterCert: The new certificate for the cluster. The **CLUSTER_CERT** structure is defined in section [2.2.23](#).

Return Values: A signed 32-bit value that indicates return status. If the method returns a negative value, it has failed. Zero or positive values indicate success, with the lower 16 bits in positive nonzero values containing warnings or flags defined in the method implementation. For more information about Win32 error codes and HRESULT values, see [\[MS-ERREF\]](#) section 2.1 and section 2.2.

Return value/code	Description
0x00000000 S_OK	The call was successful.

For any other condition, this method MUST return a value that is not one of the values listed in the preceding table. The client MUST behave in one consistent, identical manner for all values that are not listed in the preceding table.

Exceptions Thrown: No exceptions are thrown beyond those thrown by the underlying **RPC** protocol [\[MS-RPCE\]](#).

The **opnum** field value for this method is 11.

When processing this call the server MUST generate the new certificate.

The server returns the certificate to the client.

3.10.4.8 GetUpgradeVersion (Opnum 12)

The **GetUpgradeVersion** method SHOULD [<37>](#) return the maximum upgrade version of the cluster supported by this server.

```
HRESULT GetUpgradeVersion(  
    [out] WORD* UpgradeVersion  
);
```

UpgradeVersion: An integer value representing the upgrade version.

Return Values: A signed 32-bit value that indicates the return status. If the method returns a negative value, it has failed. Zero or positive values indicate success, with the lower 16 bits in positive nonzero values containing warnings or flags defined in the method implementation. For more information about Win32 error codes and HRESULT values, see [\[MS-ERREF\]](#) section 2.1 and section 2.2.

Return value/code	Description
0x00000000 S_OK	The call was successful.

For any other condition, this method MUST return a value that is not one of the values listed in the preceding table. The client MUST behave in one consistent, identical manner for all values that are not listed in the preceding table.

Exceptions Thrown: No exceptions are thrown beyond those thrown by the underlying **RPC** protocol [\[MS-RPCE\]](#).

The **opnum** field value for this method is 12.

When processing this call, the server MUST retrieve the upgrade version using an implementation-specific method.

The server MUST return the upgrade version to the client.

3.10.4.9 ConfigClusterCertV2 (Opnum 14)

The **ConfigClusterCertV2** method [<38>](#) SHOULD store the certificate and **cluster secret** in an implementation-specific manner on the server.

```
HRESULT ConfigClusterCertV2 {  
    [ in ] CLUSTER_CERT = CLusterCert,  
    [ in ] CLUSTER_CERTTYPE certType  
};
```

ClusterCert: The certificate and cluster secret for the cluster in which this server is or will be a **node**. The **CLUSTER_CERT** structure is defined in section [2.2.23](#).

CertType: Type of certificate used by the cluster as specified in section [2.2.26](#).

Return Values: A signed 32-bit value that indicates return status. If the method returns a negative value, it has failed. Zero or positive values indicate success, with the lower 16 bits in positive

nonzero values containing warnings or flags defined in the method implementation. For more information about Win32 error codes and HRESULT values, see [\[MS-ERREF\]](#) sections 2.1 and 2.2.

Return value/code	Description
0x00000000 S_OK	The call was successful.

For any other condition, this method MUST return a value that is not one of the values listed in the preceding table. The client MUST behave in one consistent, identical manner for all values that are not listed in the preceding table.

Exceptions Thrown: No exceptions are thrown beyond those thrown by the underlying **RPC** protocol [\[MS-RPCE\]](#).

The **opnum** field value for this method is 14.

When processing this call, if *CertType* is Cluster_SChannel or ClusterSet_SChannel, the server MUST store the certificate and cluster secret such that it persists across reboots and does not change except as part of processing a subsequent **ConfigClusterCertV2** method call. If *CertType* is Cluster_PKU2U or ClusterSet_PKU2U, the server MUST store the certificate in the PKU2U local root store. The server SHOULD store the private key of the certificate and cluster secret in a secure way.

3.10.4.10 RetrieveClusterCertV2 (Opnum 15)

The **RetrieveClusterCertV2** method [<39>](#) SHOULD return the certificate and **cluster secret** stored on the server.

```
HRESULT RetrieveClusterCertV2 {
    [ out ] CLUSTER_CERT* ClusterCert,
    [ in ] CLUSTER_CERTTYPE certType
};
```

ClusterCert: The certificate and cluster secret for the cluster that is stored in the **node**. The **CLUSTER_CERT** structure is defined in section [2.2.23](#).

CertType: Type of certificate used by the cluster, as specified in section [2.2.26](#).

Return Values: A signed 32-bit value that indicates return status. If the method returns a negative value, it has failed. Zero or positive values indicate success, with the lower 16 bits in positive nonzero values containing warnings or flags defined in the method implementation. For more information about Win32 error codes and HRESULT values, see [\[MS-ERREF\]](#) sections 2.1 and 2.2.

Return value/code	Description
0x00000000 S_OK	The call was successful.
0x80070002 ERROR_FILE_NOT_FOUND	The certificate or cluster secret has not yet been configured by a previous call to ConfigClusterCertV2 .

For any other condition, this method MUST return a value that is not one of the values listed in the preceding table. The client MUST behave in one consistent, identical manner for all values that are not listed in the preceding table.

Exceptions Thrown: No exceptions are thrown beyond those thrown by the underlying **RPC** protocol [\[MS-RPCE\]](#).

The **opnum** field value for this method is 15.

When processing this call, the server MUST do the following:

- If *certType* is Cluster_SChannel or ClusterSet_SChannel, retrieve the certificate and cluster secret from storage in an implementation-specific manner.
- If *certType* is Cluster_PKU2U or ClusterSet_PKU2U, retrieve the certificate and cluster secret from the PKU2U local root store in an implementation-specific manner.
- If the certificate or cluster secret was not previously set by a call to **ConfigClusterCertV2**, the server MUST return 0x80070002 (ERROR_FILE_NOT_FOUND).

The server returns the certificate and cluster secret to the client.

3.10.4.11 GenerateClusterCertV2 (Opnum 16)

The **GenerateClusterCertV2** method [<40>](#) SHOULD generate and return a new certificate.

```
HRESULT GenerateClusterCertV2 {  
    [ in, out ] CLUSTER_CERT *ClusterCert,  
    [ in ] CLUSTER_CERTTYPE certType  
};
```

ClusterCert: The new certificate for the cluster. The **CLUSTER_CERT** structure is defined in section [2.2.23](#).

CertType: Type of certificate used by the cluster, as specified in section [2.2.26](#).

Return Values: A signed 32-bit value that indicates return status. If the method returns a negative value, it has failed. Zero or positive values indicate success, with the lower 16 bits in positive nonzero values containing warnings or flags defined in the method implementation. For more information about Win32 error codes and HRESULT values, see [\[MS-ERREF\]](#) sections 2.1 and 2.2.

Return value/code	Description
0x00000000 S_OK	The call was successful.

For any other condition, this method MUST return a value that is not one of the values listed in the preceding table. The client MUST behave in one consistent, identical manner for all values that are not listed in the preceding table.

Exceptions Thrown: No exceptions are thrown beyond those thrown by the underlying **RPC** protocol [\[MS-RPCE\]](#).

The **opnum** field value for this method is 16.

When processing this call, the server MUST generate a new certificate with certificate name set as follows:

- If *certType* is Cluster_PKU2U, the certificate name MUST be set to CLIUSR.
- If *certType* is ClusterSet_PKU2U, the certificate name MUST be set to CSUSR.

The server returns the certificate to the client.

3.10.5 Timer Events

No protocol timer events are required on the client beyond the timers required in the underlying **RPC** protocol.

3.10.6 Other Local Events

No additional local events are used on the client beyond the events maintained in the underlying **RPC** protocol.

3.11 IClusterSetup Client Details

3.11.1 Abstract Data Model

None.

3.11.2 Timers

No protocol timers are required beyond those used internally by **RPC** to implement resiliency to network outages, as specified in [\[MS-RPCE\]](#) section 3.2.3.2.1.

3.11.3 Initialization

The client application initiates the conversation with the server by performing **DCOM** activation (as specified in [\[MS-DCOM\]](#) section 3.2.4.1.1) of the CLSID specified in section 1.9. After getting the **interface** pointer to the DCOM object as a result of the activation, the client application works with the object by making calls on the DCOM interface that it supports. After the conversation with the server completes, the client application performs a release on the interface pointer.

3.11.4 Message Processing Events and Sequencing Rules

This protocol MUST indicate to the **RPC** runtime that it is to perform a **strict NDR/NDR64 data consistency check** at target level 6.0, as specified in section 3 of [\[MS-RPCE\]](#).

This protocol MUST indicate to the RPC runtime that it is to reject a NULL unique or full pointer with a nonzero conformant value, as specified in section 3 of [\[MS-RPCE\]](#).

The client MUST have previously called [ConfigSvcSecret](#) before calling [RetrieveSvcSecret](#); however, the [ConfigSvcSecret](#) call MAY be from a previous activation of the [IClusterSetup interface](#).

3.11.5 Timer Events

No protocol timer events are required on the client beyond the timers required in the underlying **RPC** protocol.

3.11.6 Other Local Events

A client's invocation of each method is typically the result of local application activity. The local application on the client computer specifies values for all input parameters. No other higher-layer triggered events are processed. The values for input parameters are specified in section 2.

No additional local events are used on the client beyond the events maintained in the underlying **RPC** protocol.

3.12 IClusterLog Server Details

3.12.1 Abstract Data Model

None.

3.12.2 Timers

No protocol timers are required beyond those used internally by **RPC** to implement resiliency to network outages, as specified in [\[MS-RPCE\]](#) section 3.2.3.2.1.

3.12.3 Initialization

The Failover Cluster Setup and Validation [IClusterLog](#) Remote Protocol server MUST be initialized by registering the **RPC interface** and listening on the RPC **well-known endpoint**, as specified in section [2.1](#). The server MUST then wait for Failover Cluster Setup and Validation IClusterLog Remote Protocol clients to establish connections.

3.12.4 Message Processing Events and Sequencing Rules

This protocol MUST indicate to the **RPC** runtime that it is to perform a **strict NDR/NDR64 data consistency check** at target level 6.0, as specified in section 3 of [\[MS-RPCE\]](#).

This protocol MUST indicate to the RPC runtime that it is to reject a NULL unique or full pointer with nonzero conformant value, as specified in section 3 of [\[MS-RPCE\]](#).

The [IClusterLog interface](#) methods do not have any dependencies, including:

- **GenerateClusterLog** (Opnum 3)
- **GenerateTimeSpanLog** (Opnum 4)
- **GenerateClusterLogInLocalTime** (Opnum 5)
- **GenerateTimeSpanLogInLocalTime** (Opnum 6)

All methods MUST NOT throw exceptions.

This **DCOM** interface inherits the IUnknown interface. Method **opnum** field values start with 3; opnum values 0 through 2 represent the **IUnknown::QueryInterface**, **IUnknown::AddRef**, and **IUnknown::Release** methods, respectively, as specified in [\[MS-DCOM\]](#) section 3.1.1.5.8.

Methods in RPC Opnum Order

Method	Description
GenerateClusterLog	Creates a file with log entries. Opnum: 3
GenerateTimeSpanLog	Creates a file with log entries that date back only for the specified number of minutes. Opnum: 4
GenerateClusterLogInLocalTime	Creates a file with log entries using local time instead of GMT. Opnum: 5
GeneratetimespanLogInLocalTime	Creates a file with log entries that date back only for the specified number of minutes. Uses local time instead of GMT.

Method	Description
	Opnum: 6

3.12.4.1 GenerateClusterLog (Opnum 3)

The GenerateClusterLog method writes a file that contains diagnostic information about **failover clusters** for the server on which it executes. The content and format of the file are implementation-specific, but SHOULD contain diagnostic information.

```
HRESULT GenerateClusterLog(
    [out] BSTR* LogFilePath
);
```

LogFilePath: Upon successful completion of this method, the server MUST set this parameter to the location where the server has exposed a file containing the diagnostic log data. The path is relative to the machine and starts with a **share** name. The format is "<share>\<filename>" where <share> is a share name, and <filename> is the name of the file or **device**. The *LogFilePath* parameter MUST form a valid **UncPath** if "\\<servername>\\" is prepended to its contents. On unsuccessful completion of this method, the client MUST ignore this value.

Return Values: A signed 32-bit value that indicates return status. If the method returns a negative value, it has failed. Zero or positive values indicate success, with the lower 16 bits in positive nonzero values containing warnings or flags defined in the method implementation. For more information about Win32 error codes and HRESULT values, see [\[MS-ERREF\]](#) sections 2.2 and 2.1.

Return value/code	Description
0x00000000 S_OK	The call was successful.

For any other condition, this method MUST return a value that is not one of the values listed in the preceding table. The client MUST behave in one consistent, identical manner for all values that are not listed in the preceding table.

Exceptions Thrown: No exceptions are thrown beyond those thrown by the underlying **RPC** protocol [\[MS-RPCE\]](#).

The **opnum** field value for this method is 3.

When processing this call, the server MUST do the following:

- Place a file in a shared location on the machine.
- Generate the server-relative path to the file.

The server returns the following information to the client:

- The server-relative path to the file

3.12.4.2 GenerateTimeSpanLog (Opnum 4)

The GenerateTimeSpanLog method writes a file that contains diagnostic information about **failover clusters** for the server on which it executes. The log entries in the file date back only for the specified

number of minutes. The content and format of the file is implementation-specific, but SHOULD contain diagnostic information.

```
HRESULT GenerateTimeSpanLog(  
    [in] unsigned long SpanMinutes,  
    [out] BSTR* LogFilePath  
);
```

SpanMinutes: A value, in minutes, that indicates those values that SHOULD be in the log. Events that occurred in the range of **Now** to (**Now** - *SpanMinutes*) MUST be in the log and no others. **Now** is the GMT on the server.

LogFilePath: Has the same meaning as parameter *LogFilePath* for the [GenerateClusterLog](#) method specified in section 3.12.4.1.

Return Values: Return values are the same as the return values for the [GenerateClusterLog](#) method specified in section 3.12.4.1.

Return value/code	Description
0x00000000 S_OK	The call was successful.

For any other condition, this method MUST return a value that is not one of the values listed in the preceding table. The client MUST behave in a consistent, identical manner for all values that are not listed in the preceding table.

Exceptions Thrown: No exceptions are thrown beyond those thrown by the underlying **RPC** protocol [\[MS-RPCE\]](#).

The **opnum** field value for this method is 4.

When processing this call, the server MUST do the following:

- Generate the file with the correct data, honoring the *SpanMinutes* parameter.
- Place the file in a valid *LogFilePath* on the machine, as specified in section 3.12.4.1.
- Generate the server-relative path to the file.

Return the following information to the client:

- The server-relative path to the file.

3.12.4.3 GenerateClusterLogInLocalTime (Opnum 5)

The **GenerateClusterLogInLocalTime** method [<41>](#) writes a file that contains diagnostic information about **failover clusters** for the server on which it executes. The file uses local time instead of GMT. The content and format of the file are implementation-specific but SHOULD contain diagnostic information.

```
HRESULT GenerateClusterLogInLocalTime {  
    [ out ] BSTR* LogFilePath  
};
```

LogFilePath: Upon successful completion of this method, the server MUST set this parameter to the location where the server has exposed a file containing the diagnostic log data. The path is relative to

the machine and starts with a **share** name. The format is "<share>\<filename>" where <share> is a share name and <filename> is the name of the file or **device**. The *LogFilePath* parameter MUST form a valid **UncPath** if \\<servername>\ is prepended to its contents. On unsuccessful completion of this method, the client MUST ignore this value.

Return Values: A signed 32-bit value that indicates return status. If the method returns a negative value, it has failed. Zero or positive values indicate success, with the lower 16 bits in positive nonzero values containing warnings or flags defined in the method implementation. For more information about Win32 error codes and HRESULT values, see [\[MS-ERREF\]](#) sections 2.2 and 2.1.

Return value/code	Description
0x00000000 S_OK	The call was successful.

For any other condition, this method MUST return a value that is not one of the values listed in the preceding table. The client MUST behave in a consistent, identical manner for all values that are not listed in the preceding table.

Exceptions Thrown: No exceptions are thrown beyond those thrown by the underlying **RPC** protocol [\[MS-RPCE\]](#).

The **opnum** field value for this method is 5.

When processing this call, the server MUST do the following:

- Place a file in a shared location on the machine.
- Generate the server-relative path to the file.

The server returns the following information to the client:

- The server-relative path to the file.

3.12.4.4 GenerateTimeSpanLogInLocalTime (Opnum 6)

The **GenerateTimeSpanLogInLocalTime** method [<42>](#) writes a file that contains diagnostic information about **failover clusters** for the server on which it executes. The log entries in the file date back only for the specified number of minutes. The file uses local time instead of GMT. The content and format of the file is implementation-specific but SHOULD contain diagnostic information.

```
HRESULT GenerateTimeSpanLogInLocalTime {
    [ in ] unsigned long SpanMinutes,
    [ out ] BSTR* LogFilePath
};
```

SpanMinutes: A value, in minutes, that indicates those values that SHOULD be in the log. Events that occurred in the range of **Now** to (**Now** - *SpanMinutes*) MUST be in the log and no others. **Now** is the local time on the server.

LogFilePath: Has the same meaning as parameter *LogFilePath* for the **GenerateClusterLog** method specified in section [3.12.4.1](#).

Return Values: Return values are the same as the return values for the **GenerateClusterLog** method specified in section 3.12.4.1.

Return value/code	Description
0x00000000 S_OK	The call was successful.

For any other condition, this method MUST return a value that is not one of the values listed in the preceding table. The client MUST behave in a consistent, identical manner for all values that are not listed in the preceding table.

Exceptions Thrown: No exceptions are thrown beyond those thrown by the underlying **RPC** protocol [\[MS-RPCE\]](#).

The **opnum** field value for this method is 6.

When processing this call, the server MUST do the following:

- Generate the file with the correct data, honoring the *SpanMinutes* parameter.
- Place the file in a valid *LogFilePath* on the machine, as specified in section 3.12.4.1.
- Generate the server-relative path to the file.

Return the following information to the client:

- The server-relative path to the file.

3.12.5 Timer Events

No protocol timer events are required on the client beyond the timers required in the underlying **RPC** protocol.

3.12.6 Other Local Events

No additional local events are used on the client beyond the events maintained in the underlying **RPC** protocol.

3.13 IClusterLog Client Details

3.13.1 Abstract Data Model

The client can use the abstract data model defined by the server; see section [3.12.1](#).

3.13.2 Timers

No protocol timers are required beyond those used internally by **RPC** to implement resiliency to network outages, as specified in [\[MS-RPCE\]](#) section 3.2.3.2.1.

3.13.3 Initialization

The client application initiates the conversation with the server by performing **DCOM** activation ([\[MS-DCOM\]](#) section 3.2.4.1.1) of the CLSID specified in section [1.9](#). After getting the **interface** pointer to the DCOM object as a result of the activation, the client application works with the object by making calls on the DCOM interface that it supports. After the conversation with the server completes, the client application performs a release on the interface pointer.

3.13.4 Message Processing Events and Sequencing Rules

This protocol MUST indicate to the **RPC** runtime that it is to perform a **strict NDR/NDR64 data consistency check** at target level 6.0, as specified in section 3 of [\[MS-RPCE\]](#).

This protocol MUST indicate to the RPC runtime that it is to reject a NULL unique or full pointer with a nonzero conformant value, as specified in section 3 of [\[MS-RPCE\]](#).

3.13.5 Timer Events

No protocol timer events are required on the client beyond the timers required in the underlying **RPC** protocol.

3.13.6 Other Local Events

A client's invocation of each method is typically the result of local application activity. The local application on the client computer specifies values for all input parameters. No other higher-layer triggered events are processed. The values for input parameters are specified in section [2](#).

No additional local events are used on the client beyond the events maintained in the underlying **RPC** protocol.

3.14 IClusterFirewall Server Details

The server SHOULD [<43>](#) support the IClusterFirewall **DCOM interface**.

3.14.1 Abstract Data Model

The abstract data model for [IClusterFirewall](#) is the same as the abstract data model for [IClusterNetwork2](#) in section [3.6.1](#).

3.14.2 Timers

No protocol timers are required beyond those used internally by **RPC** to implement resiliency to network outages, as specified in [\[MS-RPCE\]](#) section 3.2.3.2.1.

3.14.3 Initialization

The Failover Cluster Setup and Validation IClusterFirewall Remote Protocol server MUST be initialized by registering the **RPC interface** and listening on the RPC **well-known endpoint**, as specified in section [2.1](#). The server MUST then wait for Failover Cluster Setup and Validation IClusterFirewall Remote Protocol clients to establish connections.

3.14.4 Message Processing Events and Sequencing Rules

This protocol MUST indicate to the **RPC** runtime that it is to perform a **strict NDR/NDR64 data consistency check** at target level 6.0, as specified in [\[MS-RPCE\]](#) section 3.

This protocol MUST indicate to the RPC runtime that it is to reject a NULL unique or full pointer with nonzero conformant value, as specified in [\[MS-RPCE\]](#) section 3.

The order in which [IClusterFirewall interface](#) methods are invoked becomes a precondition for subsequent methods. Preconditions include the following:

- The InitializeAdapterConfiguration (Opnum 3) method MUST be called before other methods defined in section 3.14.

All methods MUST NOT throw exceptions.

This **DCOM** interface inherits the IUnknown interface. Method **opnum** field values start with 3; opnum values 0 through 2 represent the **IUnknown::QueryInterface**, **IUnknown::AddRef**, and **IUnknown::Release** methods, respectively, as specified in [\[MS-DCOM\]](#) section 3.1.1.5.8.

Methods in RPC Opnum Order

Method	Description
InitializeAdapterConfiguration	Performs server setup required to successfully implement the other methods. Opnum: 3
GetNextAdapterFirewallConfiguration	Returns information about a network interface attached to the system. Opnum: 4

3.14.4.1 InitializeAdapterConfiguration (Opnum 3)

The **InitializeAdapterConfiguration** method initializes the server **Firewall State** to process subsequent calls of [GetNextAdapterFirewallConfiguration](#).

This method is called at least once before [GetNextAdapterFirewallConfiguration](#).

```
HRESULT InitializeAdapterConfiguration(  
    [out] unsigned long* cRetAdapters  
);
```

cRetAdapters: A pointer to an unsigned 32-bit integer indicating the number of adapters in the network adapter index of the **Firewall State**. Upon successful completion of this method, the server MUST set this value. If the method fails, the client MUST ignore this value.

Return Values: A signed 32-bit value that indicates return status. If the method returns a negative value, it has failed. Zero or positive values indicate success, with the lower 16 bits in positive nonzero values containing warnings or flags defined in the method implementation. For more information about Win32 error codes and HRESULT values, see [\[MS-ERREF\]](#) sections 2.2 and 2.1.

Return value/code	Description
0x00000000 S_OK	The call was successful.

Exceptions Thrown: No exceptions are thrown beyond those thrown by the underlying **RPC** protocol [\[MS-RPCE\]](#).

The **opnum** field value for this method is 3.

When processing this call, the server MUST initialize the **Firewall State**. The server MUST retain the **Firewall State** until either the protocol session terminates or this method is called again (in which case the server MUST reinitialize the **Firewall State**).

The server returns the following information to the client:

- The output parameters set to the values specified previously.

3.14.4.2 GetNextAdapterFirewallConfiguration (Opnum 4)

The GetNextAdapterFirewallConfiguration method returns information about a specific network adapter attached to the system.

```
HRESULT GetNextAdapterFirewallConfiguration(  
    [in] unsigned long idx,  
    [out] GUID* adapterId,  
    [out] CLUSTER_NETWORK_PROFILE* adapterProfile,  
    [out] BOOLEAN* serverRulesEnabled,  
    [out] BOOLEAN* managementRulesEnabled,  
    [out] BOOLEAN* commonRulesEnabled  
);
```

idx: A 32-bit unsigned integer that indicates the index of the adapter information to retrieve. The server MUST fail this method with error 0x80070057 (**E_INVALIDARG**) if *idx* is greater than or equal to the *cRetAdapters* value returned by the previous call to InitializeAdapterConfiguration (Opnum 3).

adapterId: A **GUID** that uniquely identifies the network adapter on the system. Upon successful completion of this method, the server MUST set this value. If the method fails, the client MUST ignore this value.

adapterProfile: The firewall profile assigned to the network adapter. Upon successful completion of this method, the server MUST set this value to one of the specified values of [CLUSTER_NETWORK_PROFILE](#). If the method fails, the client MUST ignore this value.

serverRulesEnabled: An output parameter that indicates whether the server is suitable for server-to-server **failover cluster** communication. Upon successful completion of this method, the server MUST set this value to TRUE if the server is suitable or to FALSE if the server is not suitable. When the server firewall enforces policies specified in [\[MS-FASP\]](#), the server sets this value to TRUE if the group of rules with the localized name "Failover Clusters" is enabled. If the method fails, the client MUST ignore this value.

Value	Meaning
TRUE -128 – -1	Firewall settings allow the traffic specified previously.
FALSE 0	Firewall settings do not allow the traffic specified previously.
TRUE 1 – 128	Firewall settings allow the traffic specified previously.

managementRulesEnabled: An output parameter that indicates whether the server is compatible with the failover cluster management components. Upon successful completion of this method, the server MUST set this value to TRUE if the server is compatible or to FALSE if the server is not compatible. When the server firewall enforces policies specified in [\[MS-FASP\]](#), the server SHOULD set this value to TRUE if the group of rules with the localized name "Failover Cluster Manager" is enabled. If the method fails, the client MUST ignore this value.

Value	Meaning
TRUE -128 – -1	Firewall settings allow the traffic specified previously.
FALSE	Firewall settings do not allow the traffic specified previously.

Value	Meaning
0	
TRUE 1 – 128	Firewall settings allow the traffic specified previously.

commonRulesEnabled: An output parameter that indicates whether the server is compatible with the failover cluster components common to failover cluster management and server-to-server failover cluster communications. Upon successful completion of this method, the server MUST set this value to TRUE if the server is compatible or to FALSE if the server is not compatible. When the server firewall enforces policies specified in [MS-FASP], the server SHOULD set this value to TRUE if the group of rules with the localized name "Failover Cluster Common" is enabled. If the method fails, the client MUST ignore this value.

Value	Meaning
TRUE -128 – -1	Firewall settings allow the traffic specified previously.
FALSE 0	Firewall settings do not allow the traffic specified previously.
TRUE 1 – 128	Firewall settings allow the traffic specified previously.

Return Values: A signed 32-bit value that indicates return status. If the method returns a negative value, it has failed. Zero or positive values indicate success, with the lower 16 bits in positive nonzero values containing warnings or flags defined in the method implementation. For more information about Win32 error codes and HRESULT values, see [\[MS-ERREF\]](#) sections 2.2 and 2.1.

Return value/code	Description
0x00000000 S_OK	The call was successful.
0x80070057 E_INVALIDARG	The value the client specified in <i>idx</i> is greater than or equal to the <i>cRetAdapters</i> value returned by the previous call to InitializeAdapterConfiguration .
0x8000FFFF E_UNEXPECTED	InitializeAdapterConfiguration has not yet been called.

Exceptions Thrown: No exceptions are thrown beyond those thrown by the underlying **RPC** protocol [\[MS-RPCE\]](#).

The **opnum** field value for this method is 4.

The server returns the following information to the client:

- The output parameters set to the values specified previously.

3.14.5 Timer Events

None.

3.14.6 Other Local Events

None.

3.15 IClusterFirewall Client Details

The client SHOULD [<44>](#) support the [IClusterFirewall](#) **DCOM interface**.

3.15.1 Abstract Data Model

The client can use the abstract data model defined by the server; see section [3.14.1](#).

3.15.2 Timers

No protocol timers are required beyond those used internally by **RPC** to implement resiliency to network outages, as specified in [\[MS-RPCE\]](#) section 3.2.3.2.1.

3.15.3 Initialization

The client application initiates the conversation with the server by performing **DCOM** activation (as specified in [\[MS-DCOM\]](#) section 3.2.4.1.1) of the CLSID as specified in section 1.9. After getting the **interface** pointer to the DCOM object as a result of the activation, the client application works with the object by making calls on the DCOM interface that it supports. After the conversation with the server completes, the client application performs a release on the interface pointer.

3.15.4 Message Processing Events and Sequencing Rules

This protocol MUST indicate to the **RPC** runtime that it is to perform a **strict NDR/NDR64 data consistency check** at target level 6.0, as specified in [\[MS-RPCE\]](#) section 3.

This protocol MUST indicate to the RPC runtime that it is to reject a NULL unique or full pointer with nonzero conformant value, as specified in [\[MS-RPCE\]](#) section 3.

3.15.5 Timer Events

No protocol timer events are required on the client beyond the timers required in the underlying **RPC** protocol.

3.15.6 Other Local Events

A client's invocation of each method typically is the result of local application activity. The local application on the client computer specifies values for all input parameters. No other higher-layer triggered events are processed. The values for input parameters are specified in section [2](#).

No additional local events are used on the client beyond the events maintained in the underlying **RPC** protocol.

3.16 IClusterUpdate Server Details

3.16.1 Abstract Data Model

This section describes a conceptual model of possible data organization that an implementation maintains to participate in this protocol. The described organization is provided to facilitate the explanation of how the protocol behaves. This document does not mandate that implementations

adhere to this model as long as their external behavior is consistent with that described in this document.

ClusterUpdates: A set of **ClusterUpdate** data structures representing the updates that have been installed on the server.

ClusterUpdate: A data structure representing an update that includes the following elements:

- **ClusterUpdate.Id:** A string containing the ID of the update, for example, the string that would be returned by the `IUpdateIdentity::UpdateId` method described in [\[MS-UAMG\]](#) (section 3.36.4.2).
- **ClusterUpdate.Title:** A string containing the title of the update, for example, the string that would be returned by the `IUpdate::Title` method described in [\[MS-UAMG\]](#) (section 3.20.4.1).
- **ClusterUpdate.Description:** A string containing the description of the update, for example, the string that would be returned by the `IUpdate::Description` method described in [\[MS-UAMG\]](#) (section 3.20.4.9).
- **ClusterUpdate.SupportUrl:** A string containing the support URL of the update, for example, the string that would be returned by the `IUpdate::SupportUrl` method described in [\[MS-UAMG\]](#) (section 3.20.4.34).
- **ClusterUpdate.ArticleIds:** A collection of strings, each containing the ID of a Knowledge Base article for the update, for example, the strings that would be returned by the `IUpdate::KBArticleIds` method described in [\[MS-UAMG\]](#) (section 3.20.4.39).
- **ClusterUpdate.BulletinIds:** A collection of strings, each containing the ID of a security bulletin associated with the update, for example, the strings that would be returned by the `IUpdate::SecurityBulletinIds` method described in [\[MS-UAMG\]](#) (section 3.20.4.32).
- **ClusterUpdate.UpdateIds:** A collection of strings, each containing the ID of an update superseded by this update, for example, the strings that would be returned by the `IUpdate::SupersededUpdateIds` method described in [\[MS-UAMG\]](#) (section 3.20.4.33).

3.16.2 Timers

None.

3.16.3 Initialization

Servers implementing **IClusterUpdate** MUST be initialized by registering the **RPC interface** and listening on the RPC **well-known endpoint**, as specified in section [2.1](#). The server MUST then wait for clients to establish connections.

3.16.4 Message Processing Events and Sequencing Rules

This protocol MUST indicate to the **RPC** runtime that it is to perform a **strict NDR/NDR64 data consistency check** at target level 6.0, as specified in [\[MS-RPCE\]](#) (section 3). This protocol MUST indicate to the RPC runtime that it is to reject a NULL unique or full pointer with nonzero conformant value, as specified in [\[MS-RPCE\]](#) (section 3).

The **IClusterUpdate interface** methods do not have any dependencies.

All methods in this interface MUST NOT throw exceptions.

This **DCOM** interface inherits the **IUnknown** interface. Method **opnum** field values for the **IClusterUpdate** methods start with 3. Opnum values 0, 1, and 2 represent the `IUnknown::QueryInterface`, `IUnknown::AddRef`, and `IUnknown::Release` methods, respectively, as specified in [\[MS-DCOM\]](#) (section 3.1.1.5.8).

Methods in RPC Opnum Order

Method	Description
GetUpdates	Returns an XML string describing the updates installed on the server Opnum: 3
Count	Returns the number of updates installed on the server. Opnum: 4

3.16.4.1 IClusterUpdate::GetUpdates (Opnum 3)

The GetUpdates method queries the local server for all of the updates that are installed on the local server.

```
HRESULT GetUpdates (  
    [out] ULONG* UpdateCount,  
    [out] BSTR* updates  
);
```

UpdateCount: Upon successful completion of the method, the server MUST set this parameter to the number of updates in the **ClusterUpdates** collection.

updates: Upon successful completion of this method, the server MUST set this parameter to a null-terminated Unicode string containing XML representing the contents of the **ClusterUpdates** collection. The XML is formatted as follows:

The XML string starts with an XML tag with the name "updates" that has an attribute with the name "version" with a value set to 1.0.

```
<updates version="1.0">
```

Next, for each **ClusterUpdate** entry in the **ClusterUpdates** collection, there is an XML element with the name "update". These elements MUST contain the following child elements:

- "id", with text containing the value of **ClusterUpdate.Id**.
- "title", with text containing the value of **ClusterUpdate.Title**.
- "description", with text containing the value of **ClusterUpdate.Description**.
- "supportUrl", with text containing the value of **ClusterUpdate.SupportUrl**.
- "knowledgebase", with a child "articleId" XML element for each entry in the **ClusterUpdate.ArticleIds** collection. If the **ClusterUpdate.ArticleIds** collection is empty, then the "knowledgebase" element MUST be an empty XML element. Otherwise, the child XML elements are as follows:
 - "articleId", with text containing the value of one entry from the **ClusterUpdate.ArticleIds** collection.
- "securityBulletin", with a child XML element for each entry in the **ClusterUpdate.SecurityBulletins** collection. If the **ClusterUpdate.SecurityBulletins** collection is empty, then the "securityBulletin" element MUST be an empty XML element. Otherwise, the child XML elements are as follows:

- "bulletinId", with text containing the value of one entry from the **ClusterUpdate.SecurityBulletins** collection.
- "superseded", with a child XML element for each entry in the **ClusterUpdate.UpdateIds** collection. If the **ClusterUpdate.UpdateIds** collection is empty, then the "superseded" element MUST be an empty XML element. Otherwise, the child XML elements are as follows:
 - "updateId", with text containing the value of one entry from the **ClusterUpdate.UpdateIds** collection.

The XML string concludes with an XML close tag with the name "updates".

Return Values: A signed 32-bit value that indicates return status. If the method returns a negative value, it has failed. Zero or positive values indicate success, with the lower 16 bits in positive nonzero values containing warnings or flags defined in the method implementation. For more information about Win32 error codes and HRESULT values, see [\[MS-ERREF\]](#) sections 2.2 and 2.1.

Return value/code	Description
0x00000000 S_OK	The call was successful.

For any other condition, this method MUST return a value that is not one of the values listed in the preceding table. The client MUST behave in an identical manner for all return values not listed in the preceding table.

Exceptions Thrown: No exceptions are thrown beyond those thrown by the underlying **RPC** protocol [\[MS-RPCE\]](#).

The **opnum** field value for this method is 3.

When processing this call, the server MUST do the following:

- Construct the **ClusterUpdates** collection consisting of the list of software updates installed on the local server, using an implementation-specific mechanism.

The server returns the following information to the client:

- The XML string that describes the updates installed on the local server.

3.16.4.2 IClusterUpdate::Count (Opnum 4)

The Count method returns the number of updates that are installed on the local server.

```
HRESULT Count (
    [out] LONG* Count
);
```

Count: A value indicating the number of updates installed on the local server.

Return Values: A signed 32-bit value that indicates return status. If the method returns a negative value, it has failed. Zero or positive values indicate success, with the lower 16 bits in positive nonzero values containing warnings or flags defined in the method implementation. For more information about Win32 error codes and HRESULT values, see [\[MS-ERREF\]](#) sections 2.2 and 2.1.

Return value/code	Description
0x00000000	The call was successful.

Return value/code	Description
S_OK	

For any other condition, this method MUST return a value that is not one of the values listed in the preceding table. The client MUST behave in an identical manner for all return values not listed in the preceding table.

Exceptions Thrown: No exceptions are thrown beyond those thrown by the underlying **RPC** protocol [\[MS-RPCE\]](#).

The **opnum** field value for this method is 4.

When processing this call, the server MUST do the following:

- Construct the **ClusterUpdates** collection consisting of the list of software updates installed on the local server, using an implementation-specific mechanism.

The server returns the following information to the client:

- The number of updates in the ClusterUpdates collection.

3.16.5 Timer Events

No protocol timer events are required on the server beyond the timers required in the underlying **RPC** protocol.

3.16.6 Other Local Events

No additional local events are used on the server beyond the events maintained in the underlying **RPC** protocol.

3.17 IClusterUpdate Client Details

3.17.1 Abstract Data Model

None.

3.17.2 Timers

No protocol timers are required beyond those used internally by the **RPC** protocol to implement resiliency to network outages, as specified in [\[MS-RPCE\]](#) (section 3.2.3.2.1).

3.17.3 Initialization

The client application initiates the conversation with the server by performing **DCOM** activation, as specified in [\[MS-DCOM\]](#) (section 3.2.4.1.1), of the **CLSID** specified in section [1.9](#). After obtaining an **interface** pointer to the DCOM object as a result of the activation, the client application works with the object by making calls on the DCOM interface that it supports. After the conversation with the server completes, the client application releases the interface pointer.

3.17.4 Message Processing Events and Sequencing Rules

This protocol MUST indicate to the **RPC** runtime that it is to perform a **strict NDR/NDR64 data consistency check** at target level 6.0, as specified in [\[MS-RPCE\]](#) (section 3). This protocol MUST

indicate to the RPC runtime that it is to reject a NULL unique or full pointer with nonzero conformant value, as specified in [MS-RPCE] (section 3).

3.17.5 Timer Events

No protocol timer events are required on the client beyond the timers required in the underlying **RPC** protocol.

3.17.6 Other Local Events

A client's invocation of each method is typically the result of local application activity. The local application on the client computer specifies values for all input parameters. No other higher-layer triggered events are processed. The values for input parameters are specified in section 2.

No additional local events are used on the client beyond the events maintained in the underlying **RPC** protocol.

3.18 IClusterLogEx Server Details

3.18.1 Abstract Data Model

None.

3.18.2 Timers

No protocol timers are required beyond those used internally by **RPC** to implement resiliency to network outages, as specified in [MS-RPCE] section 3.2.3.2.1.

3.18.3 Initialization

The Failover Cluster Setup and Validation IClusterLogEx Remote Protocol server<45> MUST be initialized by registering the **RPC interface** and listening on the **RPC well-known endpoint**, as specified in section 2.1. The server MUST then wait for Failover Cluster Setup and Validation IClusterLogEx Remote Protocol clients to establish connections.

3.18.4 Message Processing Events and Sequencing Rules

This protocol MUST indicate to the **RPC** runtime that it is to perform a **strict NDR/NDR64 data consistency check** at target level 6.0, as specified in section 3 of [MS-RPCE].

The IClusterLogEx **interface** methods do not have any dependencies, including:

- **GenerateClusterLog** (Opnum 3)
- **GenerateClusterHealthLog** (Opnum 4)

All methods MUST NOT throw exceptions.

This **DCOM** interface inherits the IUnknown interface. Method **opnum** field values start with 3; opnum values 0 through 2 represent the IUnknown::QueryInterface, IUnknown::AddRef, and IUnknown::Release methods, respectively, as specified in [MS-DCOM] section 3.1.1.5.8.

Methods in RPC Opnum Order

Method	Description
GenerateClusterLog	Creates a file with log entries. Opnum: 3
GenerateClusterHealthLog	Creates a file with health log entries. Opnum: 4

3.18.4.1 GenerateClusterLog (Opnum 3)

The **GenerateClusterLog** method [<46>](#) writes a file that contains diagnostic information about **failover clusters** for the server on which it executes. The content and format of the file are implementation-specific, but contain diagnostic information.

```
HRESULT GenerateClusterLog {
    [ in ] ULONG SpanMinutes,
    [ in ] ClusterLogExFlag flags,
    [ out ] BSTR* LongFilePath
};
```

SpanMinutes: A value, in minutes, that indicates those values that SHOULD be in the log. Events that occurred in the range of **Now** to (**Now** – SpanMinutes) MUST be in the log and no others. **Now** is the GMT on the server.

Flags: Is of type **ClusterLogExFlag** enum as specified in section [2.2.25](#).

LogFilepath: Upon successful completion of this method, the server MUST set this parameter to the location where the server has exposed a file containing the diagnostic log data. The path is relative to the machine and starts with a **share** name. The format is "<share>\<filename>" where <share> is a share name, and <filename> is the name of the file or **device**. The *LogFilePath* parameter MUST form a valid **UncPath** if \\servername\ is prepended to its contents. On unsuccessful completion of this method, the client MUST ignore this value.

Return Values: A signed 32-bit value that indicates return status. If the method returns a negative value, it has failed. Zero or positive values indicate success, with the lower 16 bits in positive nonzero values containing warnings or flags defined in the method implementation. For more information about Win32 error codes and HRESULT values, see [\[MS-ERREF\]](#) sections 2.2 and 2.1.

Return value/code	Description
0x00000000 S_OK	The call was successful.

For any other condition, this method MUST return a value that is not one of the values listed in the preceding table. The client MUST behave in an identical manner for all return values not listed in the preceding table.

Exceptions Thrown: No exceptions are thrown beyond those thrown by the underlying **RPC** protocol [\[MS-RPCE\]](#).

The **opnum** field value for this method is 3.

When processing this call, the server MUST do the following:

- If **ClusterLogFlagLocalTime** is set in Flags field, use local time on the server.

- If **ClusterLogFlagSkipClusterState** is set in the Flags field, the server MUST skip including the cluster state in the log.
- Generate the file with the correct data, honoring the *SpanMinutes* parameter.
- Place the file in a valid *LogFilePath* on the machine, as specified in section 3.18.4.1.
- Generate the server-relative path to the file.

Return the following information to the client:

- The server-relative path to the file.

3.18.4.2 GenerateClusterHealthLog (Opnum 4)

The **GenerateClusterHealthLog** method<47> generates the health log file on cluster **node**. The content and format of the file is implementation-specific, but SHOULD contain diagnostic information.

```
HRESULT GenerateClusterHealthLog {
    [ in ] unsigned long SpanMinutes,
    [ in ] ClusterLogExFlag flags,
    [ out ] BSTR* LogFilePath
};
```

SpanMinutes: A value, in minutes, that indicates those values that SHOULD be in the log. Events that occurred in the range of **Now** to (**Now** – SpanMinutes) MUST be in the log and no others. If **ClusterLogFlagLocalTime** is set in the Flags field, **Now** is the GMT on the server; otherwise, it is the local time on the server.

Flags: Is the type **ClusterLogExFlag** enum as specified in section [2.2.25](#).

LogFilePath: Has the same meaning as parameter *LogFilePath* for the **GenerateClusterLog** method specified in section [3.12.4.1](#).

Return Values: Return values are the same as the return values for the **GenerateClusterLog** method specified in section 3.12.4.1.

Return value/code	Description
0x00000000 S_OK	The call was successful.

For any other condition, this method MUST return a value that is not one of the values listed in the preceding table. The client MUST behave in an identical manner for all return values not listed in the preceding table.

Exceptions Thrown: No exceptions are thrown beyond those thrown by the underlying **RPC** protocol [\[MS-RPCE\]](#).

The **opnum** field value for this method is 4.

When processing this call, the server MUST do the following:

- If ClusterLogFlagLocalTime is set in the Flags field, use local time on the server.
- Generate the health log file with the correct data, honoring the *SpanMinutes* parameter.
- Place the file in a valid *LogFilePath* on the machine, as specified in section [3.18.4.1](#).

- Generate the server-relative path to the file.

Return the following information to the client:

- The server-relative path to the file.

3.18.5 Timer Events

No protocol timer events are required on the client beyond the timers required in the underlying **RPC** protocol.

3.18.6 Other Local Events

No additional local events are used on the client beyond the events maintained in the underlying **RPC** protocol.

4 Protocol Examples

4.1 A Shared Disk Online

The following example illustrates how a protocol client brings a **disk** that is shared by multiple servers **online**. Assume that only one disk will be brought online and that the disk is currently not owned by any server.

The following diagram is a depiction of the message flow.

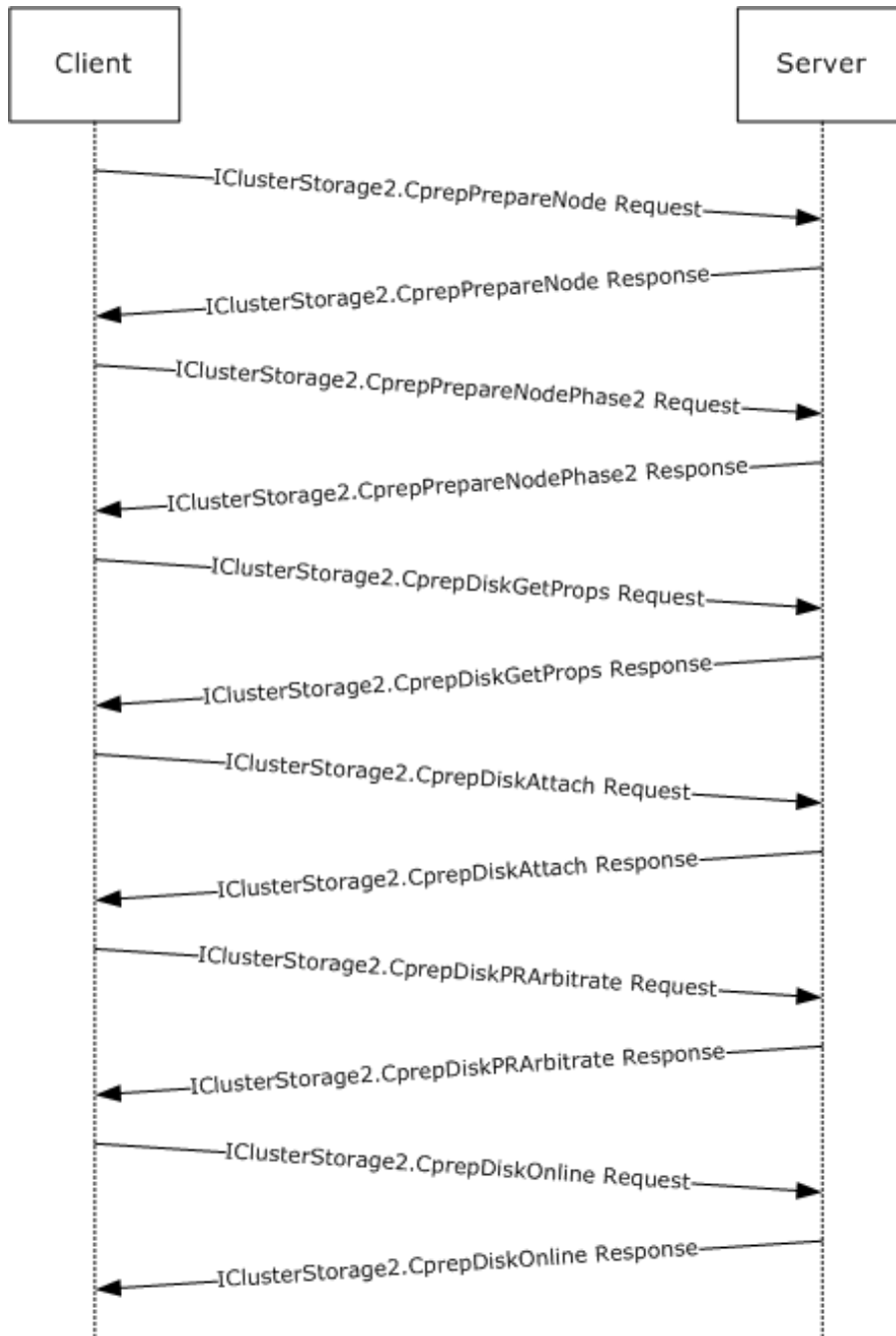


Figure 1: Message flow: Bringing a shared Disk online

1. The client initializes an **RPC** connection for the correct **interface** as specified in section [3.3.3](#). The client knows the names of the server.
2. The client issues a [CprepPrepareNode](#) request.
3. The client issues a [CprepPrepareNodePhase2](#) request. This returns the number of disks attached to the system.
4. The client picks a disk number for a shared disk and issues a [CprepDiskGetProps](#) request. This returns, among other things, the [CPREP_DISKID](#) structure to use to represent the **ClusPrepDisk**.
5. The client uses the CPREP_DISKID from the previous call and issues a [CprepDiskAttach](#) call. This allows the server-side implementation to do any preprocessing needed to support further operations on the disk.
6. The client issues a [CprepDiskPRArbitrate](#) request, again using the CPREP_DISKID for the disk. This establishes ownership of the disk, which is required to bring the disk online.
7. The client uses the CPREP_DISKID for the **ClusPrepDisk** and calls [CprepDiskOnline](#), which brings the **ClusPrepDisk** to an online state.

4.2 Validate Network Configuration

The following example illustrates how a protocol client validates network communication to and from the protocol server.

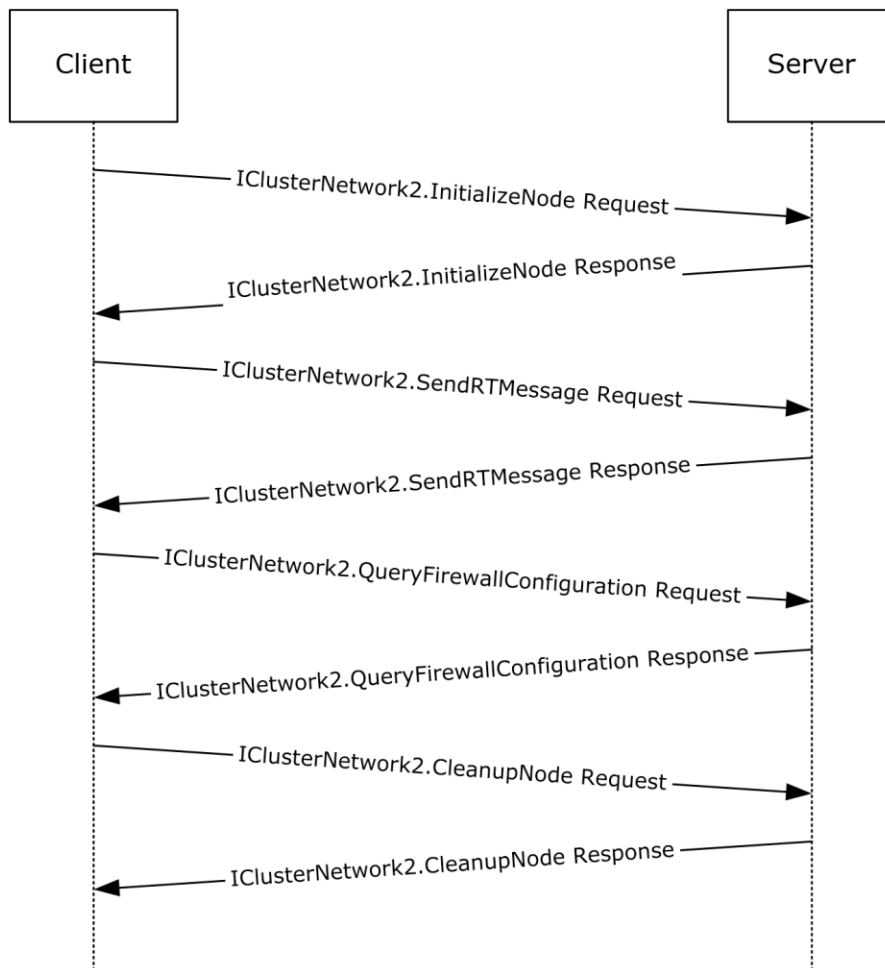


Figure 2: Message flow: Validating the network configuration

1. The client initializes an **RPC** connection for the correct **interface** as specified in section [3.6.3](#). The client recognizes the names of the server.
2. The client issues an [InitializeNode](#) method request. This prepares the server for further communication with the client.
3. The client issues a [SendRTMessage](#) method request. This verifies that the networking communication channel is functional.
4. The client uses the [QueryFirewallConfiguration](#) method to determine whether the firewall state of the server is compatible with use in a **failover cluster**.
5. The client uses the [CleanupNode](#) method to remove any state initialized by InitializeNode.

4.3 Cluster Setup

The following example illustrates how a protocol client sets up a cluster to and from the protocol server.

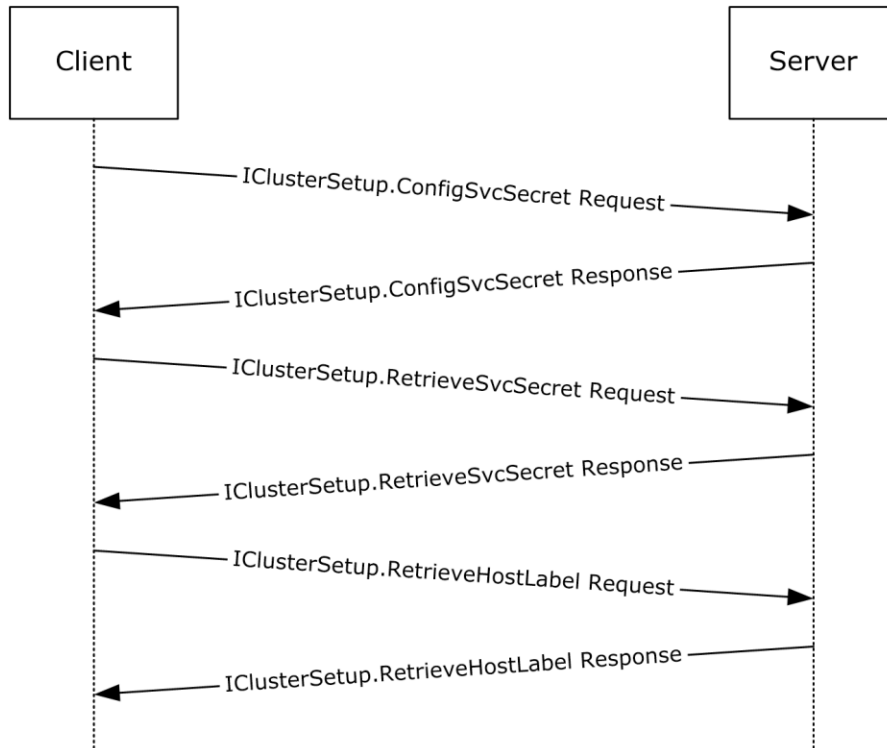


Figure 3: Message flow: Setting up a cluster

1. The client initializes an **RPC** connection for the correct **interface** as specified in section [3.10.3](#). The client recognizes the names of the server.
2. The client uses the [ConfigSvcSecret](#) method to store the **cluster secret** in an implementation-specific manner on the server.
3. The client uses the [RetrieveSvcSecret](#) method to retrieve the cluster secret stored on this server.
4. The client uses the [RetrieveHostLabel](#) method to obtain the **fully qualified domain name (FQDN)** of the server.

5 Security

5.1 Security Considerations for Implementers

None.

5.2 Index of Security Parameters

None.

6 Appendix A: Full IDL

For ease of implementation, the full IDL follows, where "ms-oaut.idl" refers to the IDL found in [\[MS-OAUT\]](#) Appendix A. The syntax uses the IDL syntax extensions defined in [\[MS-RPCE\]](#) sections 2.2.4 and 3.1.1.5.1. For example, as noted in [\[MS-RPCE\]](#) section 2.2.4.9, a pointer_default declaration is not required and pointer_default(unique) is assumed.

This IDL imports the IDL from the OLE Automation Protocol [\[MS-OAUT\]](#) section 6, to provide support for the SAFEARRAY type definition.

```
import "ms-oaut.idl";
#define SAFEARRAY(type) SAFEARRAY

typedef enum _CPREP_DISKID_ENUM {
    CprepIdSignature = 0x00000000,
    CprepIdGuid      = 0x00000001,
    CprepIdNumber    = 0x00000fa0,
    CprepIdUnknown   = 0x00001388
} CPREP_DISKID_ENUM, *PCPREP_DISKID_ENUM;

typedef struct _CPREP_DISKID {
    CPREP_DISKID_ENUM    DiskIdType;
    [switch_is(DiskIdType)] union {
        [case(CprepIdSignature)]    unsigned long DiskSignature;
        [case(CprepIdGuid)]         GUID          DiskGuid;
        [case(CprepIdNumber)]       unsigned long DeviceNumber;
        [case(CprepIdUnknown)]      unsigned long Junk;
    };
} CPREP_DISKID, *PCPREP_DISKID;

typedef enum _DiskStackType {
    DiskStackScsiPort = 0x00000000,
    DiskStackStorPort = 0x00000001,
    DiskStackFullPort = 0x00000002
} DiskStackType;

typedef struct _CPREP_SCSI_ADDRESS {
    unsigned long Length;
    unsigned char PortNumber;
    unsigned char PathId;
    unsigned char TargetId;
    unsigned char Lun;
} CPREP_SCSI_ADDRESS, *PCPREP_SCSI_ADDRESS;

typedef struct _DISK_PROPS {
    unsigned long    DiskNumber;
    CPREP_DISKID    DiskId;
    unsigned long    DiskBusType;
    DiskStackType    StackType;
    CPREP_SCSI_ADDRESS ScsiAddress;
    long             DiskIsClusterable;
    wchar_t          AdapterDesc[260];
    unsigned long    NumPaths;
    unsigned long    Flags;
} DISK_PROPS, *PDISK_PROPS;

typedef struct _DISK_PROPS_EX {
    ULONG            DiskNumber;
    CPREP_DISKID    DiskId;
    ULONG            DiskBusType;
    DiskStackType    StackType;
    CPREP_SCSI_ADDRESS ScsiAddress;
    BOOL             DiskIsClusterable;
    wchar_t          AdapterDesc[260];
    [string] LPWSTR  pwszFriendlyName;
    unsigned long    NumPaths;
}
```

```

        unsigned long        Flags;
        unsigned long        ExtendedFlags;
        [string] LPWSTR      pwszPoolName;
        [string] LPWSTR      pwszPage83Id;
        [string] LPWSTR      pwszSerialNumber;
        GUID                 guidPoolId;
    } DISK_PROPS_EX, * PDISK_PROPS_EX;

typedef enum _CLUSTER_NETWORK_PROFILE {
    ClusterNetworkProfilePublic = 0x00,
    ClusterNetworkProfilePrivate = 0x01,
    ClusterNetworkProfileDomainAuthenticated = 0x02
} CLUSTER_NETWORK_PROFILE, *PCLUSTER_NETWORK_PROFILE;

[
    object,
    uuid(12108A88-6858-4467-B92F-E6CF4568DFB6),
    pointer_default(unique)
]
interface IClusterStorage2 : IUnknown
{
    HRESULT CprepDiskRawRead(
        [in] CPREP_DISKID DiskId,
        [in] unsigned long ulSector,
        [in] unsigned long cbData,
        [out, size_is(cbData), length_is(*pcbDataRead)] byte *pbData,
        [out] unsigned long *pcbDataRead,
        [out] unsigned long *ulLatency
    );

    HRESULT CprepDiskRawWrite(
        [in] CPREP_DISKID DiskId,
        [in] unsigned long ulSector,
        [in] unsigned long cbData,
        [in, size_is(cbData)] byte* pbData,
        [out] unsigned long* pcbDataWritten,
        [out] unsigned long *ulLatency
    );

    HRESULT CprepPrepareNode(
        [out] unsigned long* pulMajorVersion,
        [out] unsigned long* pulMinorVersion,
        [out] unsigned long* pdwCPrepVersion
    );

    HRESULT CprepPrepareNodePhase2(
        [in] unsigned long Flags,
        [out] unsigned long* pulNumDisks
    );

    HRESULT CprepDiskGetProps(
        [in] CPREP_DISKID DiskId,
        [out] DISK_PROPS * DiskProps
    );

    HRESULT Opnum8NotUsedOnWire();
    HRESULT Opnum9NotUsedOnWire();
    HRESULT Opnum10NotUsedOnWire();
    HRESULT Opnum11NotUsedOnWire();

    HRESULT CprepDiskStopDefense(
        [in] CPREP_DISKID DiskId
    );

    HRESULT CprepDiskOnline(
        [in] CPREP_DISKID DiskId,
        [out] unsigned long* MaxPartitionNumber
    );
};

```

```

HRESULT CprepDiskVerifyUnique(
    [in] CPREP_DISKID DiskId
);

HRESULT Opnum15NotUsedOnWire();
HRESULT Opnum16NotUsedOnWire();

HRESULT CprepDiskWriteFileData(
    [in] CPREP_DISKID DiskId,
    [in] unsigned long ulPartition,
    [in, string] wchar_t* FileName,
    [in] unsigned long cbDataIn,
    [in, size_is(cbDataIn)] byte* DataIn
);

HRESULT CprepDiskVerifyFileData(
    [in] CPREP_DISKID DiskId,
    [in] unsigned long ulPartition,
    [in, string] wchar_t* FileName,
    [in] unsigned long cbDataIn,
    [in, size_is(cbDataIn)] byte* DataIn
);

HRESULT CprepDiskDeleteFile(
    [in] CPREP_DISKID DiskId,
    [in] unsigned long ulPartition,
    [in, string] wchar_t* FileName
);

HRESULT CprepDiskOffline(
    [in] CPREP_DISKID DiskId
);

HRESULT Opnum21NotUsedOnWire();

HRESULT CprepDiskGetUniqueIds(
    [in] CPREP_DISKID DiskId,
    [in] unsigned long cbData,
    [out, size_is(cbData), length_is(*pcbDataOut)] byte* pbData,
    [out] unsigned long *pcbDataOut,
    [out] unsigned long *pcbNeeded
);

HRESULT CprepDiskAttach(
    [in] CPREP_DISKID DiskId
);

HRESULT CprepDiskPRArbitrate(
    [in] CPREP_DISKID DiskId
);

HRESULT CprepDiskPRRegister(
    [in] CPREP_DISKID DiskId
);

HRESULT CprepDiskPRUnregister(
    [in] CPREP_DISKID DiskId
);

HRESULT CprepDiskPRReserve(
    [in] CPREP_DISKID DiskId
);

HRESULT CprepDiskPRRelease(
    [in] CPREP_DISKID DiskId
);

HRESULT CprepDiskDiskPartitionIsNtfs(
    [in] CPREP_DISKID DiskId,

```



```

        [in] unsigned long ulPartition
    );

    HRESULT CprepDiskGetArbSectors(
        [in] CPREP_DISKID DiskId,
        [out] unsigned long *SectorX,
        [out] unsigned long *SectorY
    );

    HRESULT CprepDiskIsPRPresent(
        [in] CPREP_DISKID DiskId,
        [out] unsigned long *Present
    );

    HRESULT CprepDiskPRPreempt(
        [in] CPREP_DISKID DiskId
    );

    HRESULT CprepDiskPRClear(
        [in] CPREP_DISKID DiskId
    );

    HRESULT CprepDiskIsOnline(
        [in] CPREP_DISKID DiskId
    );

    HRESULT CprepDiskSetOnline(
        [in] CPREP_DISKID DiskId
    );

    HRESULT CprepDiskGetFSName(
        [in] CPREP_DISKID DiskId,
        [in] unsigned long Partition,
        [out] wchar_t FsName[100]
    );

    HRESULT CprepDiskIsReadable(
        [in] CPREP_DISKID DiskId
    );

    HRESULT CprepDiskGetDsms(
        [in] unsigned long Size,
        [out] unsigned long *pReserved,
        [out, size_is(Size), length_is(*pReserved)] byte *RegisteredDsms
    );
};

[
    object,
    uuid(11942D87-A1DE-4E7F-83FB-A840D9C5928D),
    helpstring("IClusterStorage3 Interface"),
    pointer_default(unique)
]

interface IClusterStorage3 : IUnknown{

    [helpstring("method DiskGetUniqueIds3")]
    HRESULT CprepDiskGetUniqueIds3(
        [in] CPREP_DISKID DiskId,
        [out, size_is( ,*pcbDihSize)] BYTE **ppbDeviceIdHeader,
        [out] ULONG *pcbDihSize,
        [out, size_is( ,*pcbDdSize)] BYTE **ppDeviceDescriptor,
        [out] ULONG *pcbDdSize
    );
};

```

```

);

[helpstring("method CprepCheckNetFtBindings3")]
HRESULT CprepCheckNetFtBindings3(
    void
);

[helpstring("method CprepCsvTestSetup3")]
HRESULT CprepCsvTestSetup3(
    [in] GUID TestShareGuid,
    [in, string] LPWSTR Reserved
);

[helpstring("method CprepIsNodeClustered3")]
HRESULT CprepIsNodeClustered3(
    [out] BOOLEAN *pbIsClusterNode
);

[helpstring("method CprepCreateNewSmbShares3")]
HRESULT CprepCreateNewSmbShares3(
    [in, string, size_is(*pdwNumberOfPaths)] LPWSTR **ppwszSharePaths,
    [out] DWORD *pdwNumberOfPaths
);

[helpstring("method CprepConnectToNewSmbShares3")]
HRESULT CprepConnectToNewSmbShares3(
    [in, string, size_is(dwNumberOfPaths,)] LPWSTR *ppwszSharePaths,
    [in] DWORD dwNumberOfPaths
);

[helpstring("method CprepDiskGetProps3")]
HRESULT CprepDiskGetProps3(
    [in] CPREP_DISKID DiskId,
    [out] DISK_PROPS_EX *pDiskProps
);

[helpstring("method CprepDiskIsReadOnly3")]
HRESULT CprepDiskIsReadOnly3(
    [in] CPREP_DISKID DiskId,
    [out] BOOLEAN *pbReadOnly
);

[helpstring("method CprepDiskPRRegister3")]
HRESULT CprepDiskPRRegister3(
    [in] CPREP_DISKID DiskId,
    [in] ULONGLONG OldPrKey,
    [in] ULONGLONG NewPrKey
);

[helpstring("method CprepDiskFindKey3")]
HRESULT CprepDiskFindKey3(
    [in] CPREP_DISKID DiskId,
    [in] ULONGLONG Key,
    [out] BOOLEAN *pbFound
);

[helpstring("method CprepDiskPRPreempt3")]
HRESULT CprepDiskPRPreempt3(
    [in] CPREP_DISKID DiskId,
    [in] ULONGLONG OwnerKey,
    [in] ULONGLONG NewKey
);

[helpstring("method CprepDiskPRReserve3")]

```

```

HRESULT CprepDiskPRReserve3(
    [in]
    [in]
);

[helpstring("method CprepDiskIsPRPresent3")]
HRESULT CprepDiskIsPRPresent3(
    [in]
    [in]
);

[helpstring("method CprepDiskPRRelease3")]
HRESULT CprepDiskPRRelease3(
    [in]
    [in]
);

[helpstring("method CprepDiskPRClear3")]
HRESULT CprepDiskPRClear3(
    [in]
    [in]
);
};

typedef struct NODE_ROUTE_INFO {
    BSTR                remoteVirtualIP;
    SAFEARRAY(BSTR)    localUnicastIPs;
    SAFEARRAY(BSTR)    remoteUnicastIPs;
    SAFEARRAY(ULONG)   indices;
} NODE_ROUTE_INFO;

typedef struct ADD_ROUTES_REQUEST{
    BSTR                localVirtualIP;
    SAFEARRAY(NODE_ROUTE_INFO)  nodeRouteInfos;
} ADD_ROUTES_REQUEST;

typedef enum ROUTE_STATUS {
    DOWN,
    UP,
    UP_DOWN
} ROUTE_STATUS;

typedef struct ROUTE_LOSS_AND_STATE {
    ULONG                packetLoss;
    ROUTE_STATUS        status;
} ROUTE_LOSS_AND_STATE;

typedef struct ADD_ROUTES_REPLY {
    SAFEARRAY(ULONG)    indices;
    SAFEARRAY(ROUTE_LOSS_AND_STATE)  replies;
    BOOLEAN              routeUnavailable;
} ADD_ROUTES_REPLY;

typedef enum ClusterLogExFlag {
    ClusterLogFlagNone = 0,
    ClusterLogFlagLocalTime = 1,
    ClusterLogFlagSkipClusterState = 2,
} ClusterLogExFlag;

typedef enum CLUSTER_CERTTYPE
{
    Cluster_SChannel = 0,
    ClusterSet_SChannel = 1,
    Cluster_PKU2U = 2,
    ClusterSet_PKU2U = 3
}CLUSTER_CERTTYPE;

typedef struct _CLUSTER_CERT {
    ULONG CbCertData;

```

```

        ULONG  CbKeyData;
        BYTE   CertData[1024 * 5];
        BYTE   KeyData[1024 * 10];
        WCHAR  ClusterSecret[32 + 1];
    } CLUSTER_CERT;
]
    object,
    uuid(2931C32C-F731-4c56-9FEB-3D5F1C5E72BF),
    pointer_default(unique)
]
interface IClusterNetwork2 : IUnknown
{
    HRESULT SendRTMessage(
        [in] BSTR SourceIPAddress,
        [in] BSTR DestIPAddress,
        [in] unsigned short DestPort,
        [in] unsigned short AddressFamily,
        [in] unsigned long MessageSize,
        [in] unsigned long Timeout,
        [out] unsigned long* RTElapsedTime
    );

    HRESULT InitializeNode(
        [in] unsigned short RequestUDPPort,
        [out] unsigned short *BoundUDPPort,
        [out] unsigned long* NodeMajorVersion,
        [out] unsigned long* NodeMinorVersion,
        [out] unsigned long* ClusprepVersion
    );

    HRESULT GetIpConfigSerialized(
        [in] BOOLEAN ApplyClusterFilter,
        [out] SAFEARRAY(byte) * Data,
        [out] int* pcbOut
    );

    HRESULT CleanupNode ();

    HRESULT QueryFirewallConfiguration(
        [out] BOOLEAN* serverRulesEnabled,
        [out] BOOLEAN* mgmtRulesEnabled
    );

    HRESULT ProcessAddRoutes(
        [in] const ADD_ROUTES_REQUEST* request
    );

    HRESULT GetAddRoutesStatus(
        [out] ADD_ROUTES_REPLY* reply
    );

    HRESULT Opnum10Reserved();

    HRESULT CancelAddRoutesRequest();
};

[
    object,
    uuid(D6105110-8917-41A5-AA32-8E0AA2933DC9),
    pointer_default(unique)
]

interface IClusterCleanup : IUnknown
{
    HRESULT CleanUpEvictedNode(
        [in] unsigned long DelayBeforeCleanup,
        [in] unsigned long TimeOut,
        [in] unsigned long Flags
    );
};

```

```

        HRESULT ClearPR(
            [in] unsigned long DeviceNumber
        );
};

[
    object,
    uuid(491260B5-05C9-40D9-B7F2-1F7BDAE0927F),
    pointer_default(unique)
]
interface IClusterSetup : IUnknown
{
    HRESULT ConfigSvcSecret(
        [in] BSTR SecretBLOB
    );

    HRESULT RetrieveSvcSecret(
        [out] BSTR* SecretBLOB
    );

    HRESULT RetrieveHostLabel(
        [out] BSTR* HostLabel
    );

    HRESULT GetFunctionalLevel(
        [out] WORD* FunctionalLevel
    );
    HRESULT Opnum7Reserved();

    HRESULT Opnum8Reserved();

    HRESULT ConfigClusterCert(
        [in] CLUSTER_CERT * ClusterCert
    );

    HRESULT RetrieveClusterCert(
        [out] CLUSTER_CERT * ClusterCert
    );

    HRESULT GenerateClusterCert(
        [in,out] CLUSTER_CERT * ClusterCert
    );

    HRESULT GetUpgradeVersion(
        [out] WORD* UpgradeVersion
    );

    HRESULT Opnum13Reserved();

    HRESULT ConfigClusterCerV2(
        [in] CLUSTER_CERT * ClusterCert,
        [in] CLUSTER_CERTTYPE certType
    );

    HRESULT RetrieveClusterCertV2(
        [in] CLUSTER_CERT * ClusterCert,
        [out] CLUSTER_CERTTYPE *certType
    );

    HRESULT GenerateClusterCertV2(
        [in, out] CLUSTER_CERT * ClusterCert,
        [in] CLUSTER_CERTTYPE certType
    );

};
[

```

```

    object,
    uuid(85923CA7-1B6B-4E83-A2E4-F5BA3BFBB8A3),
    pointer_default(unique)
]
interface IClusterLog : IUnknown
{
    HRESULT GenerateClusterLog(
        [out] BSTR* LogFilePath
    );

    HRESULT GenerateTimeSpanLog(
        [in] unsigned long SpanMinutes,
        [out] BSTR* LogFilePath
    );

    HRESULT GenerateClusterLogInLocalTime(
        [out] BSTR* LogFilePath
    );

    HRESULT GenerateTimeSpanLogInLocalTime(
        [in] ULONG SpanMinutes,
        [out] BSTR* LogFilePath
    );
};

[
    object,
    uuid(BD7C23C2-C805-457C-8F86-D17FE6B9D19F),
    pointer_default(unique)
]
interface IClusterLogEx : IUnknown{
    HRESULT GenerateClusterLog(
        [in] ULONG SpanMinutes,
        [in] ClusterLogExFlag flags,
        [out] BSTR* LogFilePath
    );

    HRESULT GenerateClusterHealthLog(
        [in] ULONG SpanMinutes,
        [in] ClusterLogExFlag flags,
        [out] BSTR* LogFilePath
    );
};

[
    object,
    uuid(F1D6C29C-8FBE-4691-8724-F6D8DEAEAF8),
    pointer_default(unique)
]
interface IClusterFirewall : IUnknown{
    HRESULT InitializeAdapterConfiguration (
        [out] unsigned long* cRetAdapters
    );
    HRESULT GetNextAdapterFirewallConfiguration (
        [in] unsigned long idx,
        [out] GUID * adapterId,
        [out] CLUSTER_NETWORK_PROFILE * adapterProfile,
        [out] BOOLEAN* serverRulesEnabled,
        [out] BOOLEAN* managementRulesEnabled,
        [out] BOOLEAN* commonRulesEnabled
    );
};

[
    object,
    uuid(E3C9B851-C442-432B-8FC6-A7FAAFC09D3B),
    pointer_default(unique)
]
interface IClusterUpdate : IUnknown {

```

```

HRESULT GetUpdates(
    [out] ULONG* UpdateCount,
    [out] BSTR* updates
);

HRESULT Count(
    [out] LONG* Count
);
};

[
    uuid(C72B09DB-4D53-4f41-8DCC-2D752AB56F7C),
]
coclass ClusterStorage2
{
    [default] interface IClusterStorage2;
};

[
    uuid(E1568352-586D-43e4-933F-8E6DC4DE317A),
]
coclass ClusterNetwork2
{
    [default] interface IClusterNetwork2;
};

[
    uuid(A6D3E32B-9814-4409-8DE3-CFA673E6D3DE),
]
coclass ClusterCleanup
{
    [default] interface IClusterCleanup;
};

[
    uuid(04D55210-B6AC-4248-9E69-2A569D1D2AB6),
]
coclass ClusterSetup
{
    [default] interface IClusterSetup;
};

[
    uuid(88E7AC6D-C561-4F03-9A60-39DD768F867D),
]
coclass ClusterLog
{
    [default] interface IClusterLog;
};

[
    uuid(3CFEE98C-FB4B-44C6-BD98-A1DB14ABCA3F),
]
coclass ClusterFirewall
{
    [default] interface IClusterFirewall;
};

[
    uuid(4142DD5D-3472-4370-8641-DE7856431FB0),
]
coclass ClusterUpdate
{
    [default] interface IClusterUpdate;
};

```

7 Appendix B: Product Behavior

The information in this specification is applicable to the following Microsoft products or supplemental software. References to product versions include updates to those products.

- Windows Vista operating system with Service Pack 1 (SP1)
- Windows Server 2008 operating system
- Windows 7 operating system
- Windows Server 2008 R2 operating system
- Windows 8 operating system
- Windows Server 2012 operating system
- Windows 8.1 operating system
- Windows Server 2012 R2 operating system
- Windows 10 operating system
- Windows Server 2016 operating system
- Windows Server operating system
- Windows Server 2019 operating system

Exceptions, if any, are noted in this section. If an update version, service pack or Knowledge Base (KB) number appears with a product name, the behavior changed in that update. The new behavior also applies to subsequent updates unless otherwise specified. If a product edition appears with the product version, behavior is different in that product edition.

Unless otherwise specified, any statement of optional behavior in this specification that is prescribed using the terms "SHOULD" or "SHOULD NOT" implies product behavior in accordance with the SHOULD or SHOULD NOT prescription. Unless otherwise specified, the term "MAY" implies that the product does not follow the prescription.

[<1> Section 2.1](#): The following versions of Windows do not support the [IClusterStorage3 interface](#): Windows Vista SP1, Windows Server 2008, and Windows Server 2008 R2 operating system.

[<2> Section 2.1](#): Windows Server 2008 and Windows Vista SP1 do not support the [IClusterUpdate DCOM](#) interface.

[<3> Section 2.2.5](#): This structure is not implemented in Windows Vista SP1.

[<4> Section 2.2.5](#): BusTypeUnknown, BusTypeScsi, BusTypeAtapi, BusTypeAta, BusType1394, BusTypeSsa, BusTypeFibre, BusTypeUsb, BusTypeRAID, BusTypeiScsi, BusTypeSas, BusTypeSata, BusTypeSd, BusTypeMmc, and BusTypeMmc are not valid in Windows 7, Windows 8, Windows 8.1, and Windows 10.

BusTypeVirtual and BusTypeFileBackedVirtual are not valid in Windows Vista SP1, Windows Server 2008, Windows 7, Windows 8.1, and Windows 10.

BusTypeSpaces is not valid in Windows Vista SP1, Windows Server 2008, Windows 7, Windows Server 2008 R2, Windows 8, and Windows 8.1.

[<5> Section 2.2.5](#): DISK_FAILING_IO, DISK_NO_PAGE83, DISK_COLLISION, DISK_OUTOFSPACE, DISK_POOL_DRIVE, DISK_POOL_DRIVE_NOT_TESTABLE, and DISK_POOL_CLUSTERED are not used

in Windows Vista SP1, Windows Server 2008, Windows 7, Windows Server 2008 R2, Windows 8, Windows 8.1, and Windows 10.

<6> [Section 2.2.6](#): This structure is not implemented in Windows Vista SP1, Windows Server 2008, and Windows Server 2008 R2.

<7> [Section 2.2.18](#): This structure is not implemented in Windows Vista SP1, Windows Server 2008, and Windows Server 2008 R2.

<8> [Section 2.2.19](#): This structure is not implemented in Windows Vista SP1, Windows Server 2008, and Windows Server 2008 R2.

<9> [Section 2.2.20](#): This structure is not implemented in Windows Vista SP1, Windows Server 2008, and Windows Server 2008 R2.

<10> [Section 2.2.21](#): This structure is not implemented in Windows Vista SP1, Windows Server 2008, and Windows Server 2008 R2.

<11> [Section 2.2.22](#): This structure is not implemented in Windows Vista SP1, Windows Server 2008, and Windows Server 2008 R2.

<12> [Section 3.2.4](#): For [CprepDiskAttach](#), ERROR_NOT_FOUND is returned.

<13> [Section 3.2.4](#): [CprepDiskIsOnline \(section 3.2.4.25\)](#) and [CprepDiskSetOnline \(section 3.2.4.26\)](#) return 0x80070490 (ERROR_NOT_FOUND) if the **ClusPrepDisk** designated by the [CPREP_DISKID](#) parameter is not in the Attached state.

<14> [Section 3.2.4.4](#): The **SkipNonClusteredPools** value is not supported in Windows Server 2019 and earlier.

<15> [Section 3.2.4.22](#): This structure is not implemented in Windows Vista SP1, Windows Server 2008, and Windows Server 2008 R2.

<16> [Section 3.4.4](#): The following versions of Windows do not support the IClusterStorage3 interface: Windows Vista SP1, Windows Server 2008, and Windows Server 2008 R2.

<17> [Section 3.4.4](#): For [CprepDiskAttach](#), ERROR_NOT_FOUND is returned.

<18> [Section 3.4.4](#): [CprepDiskIsOnline \(section 3.2.4.25\)](#) and [CprepDiskSetOnline \(section 3.2.4.26\)](#) return 0x80070490 (ERROR_NOT_FOUND) if the **ClusPrepDisk** designated by the CPREP_DISKID parameter is not in the Attached state.

<19> [Section 3.5](#): The following versions of Windows do not support the IClusterStorage3 interface: Windows Vista SP1, Windows Server 2008, and Windows Server 2008 R2.

<20> [Section 3.6.1](#): In Windows Server 2008 and Windows Server 2008 R2, the Network Adapter Configuration is defined as the data type [ADAPTERLIST](#).

<21> [Section 3.6.1](#): Routes are not implemented in Windows Vista SP1, Windows Server 2008, and Windows Server 2008 R2.

<22> [Section 3.6.4.1](#): In Windows Server 2008, this value is set to 100.

<23> [Section 3.6.4.1](#): In Windows Server 2008, this value is set to 200.

<24> [Section 3.6.4.1](#): In Windows Server 2008, this value is set to 2. In Windows Server 2008 R2 and Windows Server 2012, this value is set to 3. In Windows Server 2012 R2, this value is set to 4. In Windows Server 2016, Windows Server operating system, and Windows Server 2019, this value is set to 5.

<25> [Section 3.6.4.2](#): The *SourceIPAddress* parameter currently serves only as a placeholder that is used to enable future modifications to the method of network verification.

<26> [Section 3.6.4.2](#): In Windows Server 2008 R2 and later, the maximum value for the **Timeout** field is 1,000 milliseconds. In Windows Server 2008, the value is unused, and the server MUST ignore it.

<27> [Section 3.6.4.3](#): For Windows Server 2008 and Windows Server 2008 R2, cluster adapters are identified by the **ClusterAdapter** field in the [ADAPTER](#) structure.

<28> [Section 3.6.4.3](#): Windows Server 2008 and Windows Server 2008 R2 set the Data parameter to a buffer that contains a valid ADAPTERLIST structure, as specified in section 2.2.11.

<29> [Section 3.6.4.5](#): Windows Server 2008 sets this value to TRUE if the group of rules with the localized name "Failover Cluster Management" is enabled.

<30> [Section 3.6.4.6](#): The **ProcessAddRoutes** method is not available in Windows 8.1 and earlier.

<31> [Section 3.6.4.7](#): The **GetAddRoutesStatus** method is not available in Windows 8.1 and earlier.

<32> [Section 3.6.4.8](#): The **CancelAddRoutesRequest** method is not available in Windows 8.1 and earlier.

<33> [Section 3.10.4.4](#): The **GetFunctionalLevel** method is implemented in Windows Server 2016 and later operating systems.

The functional level is set based on the following table.

Operating system	Cluster functional level
Windows Server v1903 operating system	11
Windows Server 2019	10
Windows Server operating system	10
Windows Server 2016	9

<34> [Section 3.10.4.5](#): The **ConfigClusterCert** method is implemented in Windows Server 2016 and later operating systems.

<35> [Section 3.10.4.6](#): The **RetrieveClusterCert** method is implemented in Windows Server 2016 and later.

<36> [Section 3.10.4.7](#): The **GenerateClusterCert** method is implemented in Windows Server 2016 and later.

<37> [Section 3.10.4.8](#): The **GetUpgradeVersion** method is implemented in Windows Server 2016 and later operating systems.

The upgrade version is set based on the following table.

Operating system	Cluster upgrade level
Windows Server v1903	1
Windows Server 2019	3
Windows Server operating system	1

Operating system	Cluster upgrade level
Windows Server v1709 operating system	1
Windows Server v1803 operating system	2
Windows Server v1809 operating system	3
Windows Server 2016	8

<38> [Section 3.10.4.9](#): The **ConfigClusterCertV2** method is implemented in Windows Server operating system and later.

<39> [Section 3.10.4.10](#): The **RetrieveClusterCertV2** method is implemented in Windows Server operating system and later.

<40> [Section 3.10.4.11](#): The **GenerateClusterCertV2** method is implemented in Windows Server operating system and later.

<41> [Section 3.12.4.3](#): The **GenerateClusterLogInLocalTime** method is implemented in Windows Server operating system and later.

<42> [Section 3.12.4.4](#): The **GenerateTimeSpanLogInLocalTime** method is implemented in Windows Server operating system and later.

<43> [Section 3.14](#): Windows Server 2008 operating system does not support the [IClusterFirewall](#) DCOM interface.

<44> [Section 3.15](#): Windows Server 2008 and Windows Vista SP1 do not support the IClusterFirewall DCOM interface.

<45> [Section 3.18.3](#): The Failover Cluster Setup and Validation IClusterLogEx Remote Protocol server is implemented in Windows Server operating system and later.

<46> [Section 3.18.4.1](#): The **GenerateClusterLog** method is implemented in Windows Server operating system and later.

<47> [Section 3.18.4.2](#): The **GenerateClusterHealthLog** method is implemented in Windows Server operating system and later.

8 Change Tracking

This section identifies changes that were made to this document since the last release. Changes are classified as Major, Minor, or None.

The revision class **Major** means that the technical content in the document was significantly revised. Major changes affect protocol interoperability or implementation. Examples of major changes are:

- A document revision that incorporates changes to interoperability requirements.
- A document revision that captures changes to protocol functionality.

The revision class **Minor** means that the meaning of the technical content was clarified. Minor changes do not affect protocol interoperability or implementation. Examples of minor changes are updates to clarify ambiguity at the sentence, paragraph, or table level.

The revision class **None** means that no new technical changes were introduced. Minor editorial and formatting changes may have been made, but the relevant technical content is identical to the last released version.

The changes made to this document are listed in the following table. For more information, please contact dochelp@microsoft.com.

Section	Description	Revision class
3.2.4.4 CprepPrepareNodePhase2 (Opnum 6)	Updated document for this version of Windows Server: Revised the description for this method for clarity.	Major
3.10.4 Message Processing Events and Sequencing Rules	Updated document for this version of Windows Server: In the list of methods, clarified description of GetFunctionalLevel and added GetUpgradeVersion.	Major
3.10.4.4 GetFunctionalLevel (Opnum 6)	Updated document for this version of Windows Server: Revised the description for this method for clarity, and added product behavior note to indicate values for each applicable operating system.	Major
3.10.4.8 GetUpgradeVersion (Opnum 12)	Updated document for this version of Windows Server: Added new section for this method.	Major
6 Appendix A: Full IDL	Updated document for this version of Windows Server: Revised IDL to reflect updates to GetFunctionalLevel and GetUpgradeVersion methods.	Major

9 Index

A

[A shared disk online example](#) 144

Abstract data model

client ([section 3.1.1](#) 41, [section 3.3.1](#) 76, [section 3.5.1](#) 97, [section 3.7.1](#) 110, [section 3.9.1](#) 114, [section 3.11.1](#) 125, [section 3.13.1](#) 130, [section 3.15.1](#) 135, [section 3.17.1](#) 139)

IClusterCleanup ([section 3.1.1](#) 41, [section 3.9.1](#) 114)

IClusterFirewall ([section 3.1.1](#) 41, [section 3.15.1](#) 135)

IClusterLog ([section 3.1.1](#) 41, [section 3.13.1](#) 130)

IClusterNetwork2 ([section 3.1.1](#) 41, [section 3.7.1](#) 110)

IClusterSetup ([section 3.1.1](#) 41, [section 3.11.1](#) 125)

IClusterStorage2 ([section 3.1.1](#) 41, [section 3.3.1](#) 76)

IClusterStorage3 ([section 3.1.1](#) 41, [section 3.5.1](#) 97)

server ([section 3.2.1](#) 41, [section 3.4.1](#) 78, [section 3.6.1](#) 99, [section 3.8.1](#) 111, [section 3.10.1](#) 115, [section 3.12.1](#) 126, [section 3.14.1](#) 131, [section 3.16.1](#) 135, [section 3.18.1](#) 140)

[IClusterCleanup](#) 111

[IClusterFirewall](#) 131

[IClusterLog](#) 126

[IClusterNetwork2](#) 99

[IClusterSetup](#) 115

[IClusterStorage2](#) 41

[IClusterStorage3](#) 78

Accessing a Partition File System method ([section 3.3.4.5](#) 77, [section 3.5.4.5](#) 98)

[Accessing a Share method](#) 98

[ADAPTER packet](#) 29

[ADAPTER2 packet](#) 33

[ADAPTERLIST packet](#) 28

[ADAPTERLIST2 packet](#) 32

[ADD ROUTES REPLY structure](#) 38

[ADD ROUTES REQUEST structure](#) 37

[Applicability](#) 13

Attaching CPrepDisks method ([section 3.3.4.2](#) 77, [section 3.5.4.2](#) 97)

C

[CancelAddRoutesRequest \(Opnum 11\) method](#) 109

[CancelAddRoutesRequest method](#) 109

[Capability negotiation](#) 14

[Change tracking](#) 163

[CleanUpEvictedNode \(Opnum 3\) method](#) 112

[CleanUpEvictedNode method](#) 112

[CleanupNode \(Opnum 6\) method](#) 105

[CleanupNode method](#) 105

[ClearPR \(Opnum 4\) method](#) 113

[ClearPR method](#) 113

Client

abstract data model ([section 3.1.1](#) 41, [section 3.3.1](#) 76, [section 3.5.1](#) 97, [section 3.7.1](#) 110,

[section 3.9.1](#) 114, [section 3.11.1](#) 125, [section 3.13.1](#) 130, [section 3.15.1](#) 135, [section 3.17.1](#) 139)

Accessing a Partition File System method ([section 3.3.4.5](#) 77, [section 3.5.4.5](#) 98)

[Accessing a Share method](#) 98

Attaching CPrepDisks method ([section 3.3.4.2](#) 77, [section 3.5.4.2](#) 97)

[common interface](#) 41

IClusterCleanup

abstract data model ([section 3.1.1](#) 41, [section 3.9.1](#) 114)

initialization ([section 3.1.3](#) 41, [section 3.9.3](#) 114)

local events ([section 3.1.6](#) 41, [section 3.9.6](#) 115)

message processing ([section 3.1.4](#) 41, [section 3.9.4](#) 115)

[overview](#) 41

sequencing rules ([section 3.1.4](#) 41, [section 3.9.4](#) 115)

timer events ([section 3.1.5](#) 41, [section 3.9.5](#) 115)

timers ([section 3.1.2](#) 41, [section 3.9.2](#) 114)

IClusterFirewall

abstract data model ([section 3.1.1](#) 41, [section 3.15.1](#) 135)

initialization ([section 3.1.3](#) 41, [section 3.15.3](#) 135)

local events ([section 3.1.6](#) 41, [section 3.15.6](#) 135)

message processing ([section 3.1.4](#) 41, [section 3.15.4](#) 135)

overview ([section 3.1](#) 41, [section 3.15](#) 135)

sequencing rules ([section 3.1.4](#) 41, [section 3.15.4](#) 135)

timer events ([section 3.1.5](#) 41, [section 3.15.5](#) 135)

timers ([section 3.1.2](#) 41, [section 3.15.2](#) 135)

[iclusterfirewall interface](#) 135

IClusterLog

abstract data model ([section 3.1.1](#) 41, [section 3.13.1](#) 130)

initialization ([section 3.1.3](#) 41, [section 3.13.3](#) 130)

local events ([section 3.1.6](#) 41, [section 3.13.6](#) 131)

message processing ([section 3.1.4](#) 41, [section 3.13.4](#) 131)

[overview](#) 41

sequencing rules ([section 3.1.4](#) 41, [section 3.13.4](#) 131)

timer events ([section 3.1.5](#) 41, [section 3.13.5](#) 131)

timers ([section 3.1.2](#) 41, [section 3.13.2](#) 130)

IClusterNetwork2

abstract data model ([section 3.1.1](#) 41, [section 3.7.1](#) 110)

initialization ([section 3.1.3](#) 41, [section 3.7.3](#) 110)

local events ([section 3.1.6](#) 41, [section 3.7.6](#) 110)

message processing ([section 3.1.4](#) 41, [section 3.7.4](#) 110)

- [overview](#) 41
- sequencing rules ([section 3.1.4](#) 41, [section 3.7.4](#) 110)
- timer events ([section 3.1.5](#) 41, [section 3.7.5](#) 110)
- timers ([section 3.1.2](#) 41, [section 3.7.2](#) 110)
- IClusterSetup
 - abstract data model ([section 3.1.1](#) 41, [section 3.11.1](#) 125)
 - initialization ([section 3.1.3](#) 41, [section 3.11.3](#) 125)
 - local events ([section 3.1.6](#) 41, [section 3.11.6](#) 125)
 - message processing ([section 3.1.4](#) 41, [section 3.11.4](#) 125)
 - [overview](#) 41
 - sequencing rules ([section 3.1.4](#) 41, [section 3.11.4](#) 125)
 - timer events ([section 3.1.5](#) 41, [section 3.11.5](#) 125)
 - timers ([section 3.1.2](#) 41, [section 3.11.2](#) 125)
- IClusterStorage2
 - abstract data model ([section 3.1.1](#) 41, [section 3.3.1](#) 76)
 - initialization ([section 3.1.3](#) 41, [section 3.3.3](#) 76)
 - local events ([section 3.1.6](#) 41, [section 3.3.6](#) 78)
 - message processing
 - [CPrepDisks - attaching](#) 77
 - disk
 - [partitions - querying](#) 77
 - [sectors - querying](#) 77
 - overview ([section 3.1.4](#) 41, [section 3.3.4](#) 76)
 - [partition file system - accessing](#) 77
 - [SCSI-3 persistent reservations](#) 77
 - [server - preparing](#) 77
 - [overview](#) 41
 - sequencing rules
 - [CPrepDisks - attaching](#) 77
 - disk
 - [partitions - querying](#) 77
 - [sectors - querying](#) 77
 - overview ([section 3.1.4](#) 41, [section 3.3.4](#) 76)
 - [partition file system - accessing](#) 77
 - [SCSI-3 persistent reservations](#) 77
 - [server - preparing](#) 77
 - timer events ([section 3.1.5](#) 41, [section 3.3.5](#) 78)
 - timers ([section 3.1.2](#) 41, [section 3.3.2](#) 76)
- IClusterStorage3
 - abstract data model ([section 3.1.1](#) 41, [section 3.5.1](#) 97)
 - initialization ([section 3.1.3](#) 41, [section 3.5.3](#) 97)
 - local events ([section 3.1.6](#) 41, [section 3.5.6](#) 99)
 - message processing
 - [CPrepDisks - attaching](#) 97
 - disk
 - [partitions - querying](#) 97
 - [sectors - querying](#) 97
 - overview ([section 3.1.4](#) 41, [section 3.5.4](#) 97)
 - [partition file system - accessing](#) 98
 - [SCSI-3 persistent reservations](#) 98
 - server
 - [preparing](#) 97
 - [share access](#) 98
 - sequencing rules
 - [CPrepDisks - attaching](#) 97
 - disk
 - [partitions - querying](#) 97
 - [sectors - querying](#) 97
 - overview ([section 3.1.4](#) 41, [section 3.5.4](#) 97)
 - [partition file system - accessing](#) 98
 - [SCSI-3 persistent reservations](#) 98
 - server
 - [preparing](#) 97
 - [share access](#) 98
 - timer events 41
 - timers ([section 3.1.2](#) 41, [section 3.5.2](#) 97)
 - [clusterstorage3 interface](#) 97
 - initialization ([section 3.1.3](#) 41, [section 3.3.3](#) 76, [section 3.5.3](#) 97, [section 3.7.3](#) 110, [section 3.9.3](#) 114, [section 3.11.3](#) 125, [section 3.13.3](#) 130, [section 3.15.3](#) 135, [section 3.17.3](#) 139)
 - local events ([section 3.1.6](#) 41, [section 3.3.6](#) 78, [section 3.5.6](#) 99, [section 3.7.6](#) 110, [section 3.9.6](#) 115, [section 3.11.6](#) 125, [section 3.13.6](#) 131, [section 3.15.6](#) 135, [section 3.17.6](#) 140)
 - message processing ([section 3.1.4](#) 41, [section 3.3.4](#) 76, [section 3.5.4](#) 97, [section 3.7.4](#) 110, [section 3.9.4](#) 115, [section 3.11.4](#) 125, [section 3.13.4](#) 131, [section 3.15.4](#) 135, [section 3.17.4](#) 139)
 - overview ([section 3.1](#) 41, [section 3.5](#) 97, [section 3.15](#) 135)
 - Preparing a Server method ([section 3.3.4.1](#) 77, [section 3.5.4.1](#) 97)
 - Querying Disk Partitions method ([section 3.3.4.4](#) 77, [section 3.5.4.4](#) 97)
 - Querying Disk Sectors method ([section 3.3.4.3](#) 77, [section 3.5.4.3](#) 97)
 - SCSI-3 Persistent Reservations method ([section 3.3.4.6](#) 77, [section 3.5.4.6](#) 98)
 - sequencing rules ([section 3.1.4](#) 41, [section 3.3.4](#) 76, [section 3.5.4](#) 97, [section 3.7.4](#) 110, [section 3.9.4](#) 115, [section 3.11.4](#) 125, [section 3.13.4](#) 131, [section 3.15.4](#) 135, [section 3.17.4](#) 139)
 - timer events ([section 3.1.5](#) 41, [section 3.3.5](#) 78, [section 3.5.5](#) 99, [section 3.7.5](#) 110, [section 3.9.5](#) 115, [section 3.11.5](#) 125, [section 3.13.5](#) 131, [section 3.15.5](#) 135, [section 3.17.5](#) 140)
 - timers ([section 3.1.2](#) 41, [section 3.3.2](#) 76, [section 3.5.2](#) 97, [section 3.7.2](#) 110, [section 3.9.2](#) 114, [section 3.11.2](#) 125, [section 3.13.2](#) 130, [section 3.15.2](#) 135, [section 3.17.2](#) 139)
 - [Cluster setup example](#) 146
 - [CLUSTER_CERT structure](#) 39
 - [CLUSTER_NETWORK_PROFILE enumeration](#) 32
 - [Common data types](#) 16
 - [common interface](#) 41
 - [ConfigClusterCert \(Opnum 9\) method](#) 120
 - [ConfigClusterCertV2 \(Opnum 14\) method](#) 122
 - [ConfigSvcSecret \(Opnum 3\) method](#) 117
 - [ConfigSvcSecret method](#) 117
 - [Count method](#) 138
 - [CPREP_DISKID structure](#) 17
 - [CPREP_DISKID_ENUM enumeration](#) 16
 - [CPREP_SCSI_ADDRESS structure](#) 18
 - [CprepCheckNetFtBindings3 \(Opnum 4\) method](#) 84
 - [CprepCheckNetFtBindings3 method](#) 84
 - [CprepConnectToNewSmbShares3 \(Opnum 8\) method](#) 87
 - [CprepConnectToNewSmbShares3 method](#) 87

[CprepCreateNewSmbShares3 \(Opnum 7\) method](#) 86
[CprepCreateNewSmbShares3 method](#) 86
[CprepCsvTestSetup3 \(Opnum 5\) method](#) 85
[CprepCsvTestSetup3 method](#) 85
[CprepDiskAttach \(Opnum 23\) method](#) 61
[CprepDiskAttach method](#) 61
[CprepDiskDeleteFile \(Opnum 19\) method](#) 58
[CprepDiskDeleteFile method](#) 58
[CprepDiskDiskPartitionIsNtfs \(Opnum 29\) method](#) 66
[CprepDiskDiskPartitionIsNtfs method](#) 66
[CprepDiskFindKey3 \(Opnum 12\) method](#) 91
[CprepDiskFindKey3 method](#) 91
[CprepDiskGetArbSectors \(Opnum 30\) method](#) 67
[CprepDiskGetArbSectors method](#) 67
[CprepDiskGetDsms \(Opnum 38\) method](#) 74
[CprepDiskGetDsms method](#) 74
[CprepDiskGetFSName \(Opnum 36\) method](#) 72
[CprepDiskGetFSName method](#) 72
[CprepDiskGetProps \(Opnum 7\) method](#) 52
[CprepDiskGetProps method](#) 52
[CprepDiskGetProps3 \(Opnum 9\) method](#) 88
[CprepDiskGetProps3 method](#) 88
[CprepDiskGetUniqueIds \(Opnum 22\) method](#) 60
[CprepDiskGetUniqueIds method](#) 60
[CprepDiskGetUniqueIds3 \(Opnum 3\) method](#) 82
[CprepDiskGetUniqueIds3 method](#) 82
[CprepDiskIsOnline \(Opnum 34\) method](#) 71
[CprepDiskIsOnline method](#) 71
[CprepDiskIsPRPresent \(Opnum 31\) method](#) 68
[CprepDiskIsPRPresent method](#) 68
[CprepDiskIsPRPresent3 \(Opnum 15\) method](#) 94
[CprepDiskIsPRPresent3 method](#) 94
[CprepDiskIsReadable \(Opnum 37\) method](#) 73
[CprepDiskIsReadable method](#) 73
[CprepDiskIsReadOnly3 \(Opnum 10\) method](#) 89
[CprepDiskIsReadOnly3 method](#) 89
[CprepDiskOffline \(Opnum 20\) method](#) 59
[CprepDiskOffline method](#) 59
[CprepDiskOnline \(Opnum 13\) method](#) 54
[CprepDiskOnline method](#) 54
[CprepDiskPRArbitrate \(Opnum 24\) method](#) 62
[CprepDiskPRArbitrate method](#) 62
[CprepDiskPRClear \(Opnum 33\) method](#) 70
[CprepDiskPRClear method](#) 70
[CprepDiskPRClear3 \(Opnum 17\) method](#) 95
[CprepDiskPRClear3 method](#) 95
[CprepDiskPRPreempt \(Opnum 32\) method](#) 69
[CprepDiskPRPreempt method](#) 69
[CprepDiskPRPreempt3 \(Opnum 13\) method](#) 92
[CprepDiskPRPreempt3 method](#) 92
[CprepDiskPRRegister \(Opnum 25\) method](#) 63
[CprepDiskPRRegister method](#) 63
[CprepDiskPRRegister3 \(Opnum 11\) method](#) 90
[CprepDiskPRRegister3 method](#) 90
[CprepDiskPRRelease \(Opnum 28\) method](#) 65
[CprepDiskPRRelease method](#) 65
[CprepDiskPRRelease3 \(Opnum 16\) method](#) 95
[CprepDiskPRRelease3 method](#) 95
[CprepDiskPRReserve \(Opnum 27\) method](#) 65
[CprepDiskPRReserve method](#) 65
[CprepDiskPRReserve3 \(Opnum 14\) method](#) 93
[CprepDiskPRReserve3 method](#) 93
[CprepDiskPRUnRegister \(Opnum 26\) method](#) 64
[CprepDiskPRUnRegister method](#) 64
[CprepDiskRawRead \(Opnum 3\) method](#) 47

[CprepDiskRawRead method](#) 47
[CprepDiskRawWrite \(Opnum 4\) method](#) 48
[CprepDiskRawWrite method](#) 48
[CprepDiskSetOnline \(Opnum 35\) method](#) 71
[CprepDiskSetOnline method](#) 71
[CprepDiskStopDefense \(Opnum 12\) method](#) 53
[CprepDiskStopDefense method](#) 53
[CprepDiskVerifyFileData \(Opnum 18\) method](#) 57
[CprepDiskVerifyFileData method](#) 57
[CprepDiskVerifyUnique \(Opnum 14\) method](#) 55
[CprepDiskVerifyUnique method](#) 55
[CprepDiskWriteFileData \(Opnum 17\) method](#) 56
[CprepDiskWriteFileData method](#) 56
[CprepIsNodeClustered3 \(Opnum 6\) method](#) 85
[CprepIsNodeClustered3 method](#) 85
[CprepPrepareNode \(Opnum 5\) method](#) 50
[CprepPrepareNode method](#) 50
[CprepPrepareNodePhase2 \(Opnum 6\) method](#) 51
[CprepPrepareNodePhase2 method](#) 51

D

Data model - abstract

client ([section 3.1.1](#) 41, [section 3.3.1](#) 76, [section 3.5.1](#) 97, [section 3.7.1](#) 110, [section 3.9.1](#) 114, [section 3.11.1](#) 125, [section 3.13.1](#) 130, [section 3.15.1](#) 135, [section 3.17.1](#) 139)
[IClusterCleanup](#) ([section 3.1.1](#) 41, [section 3.9.1](#) 114)
[IClusterFirewall](#) ([section 3.1.1](#) 41, [section 3.15.1](#) 135)
[IClusterLog](#) ([section 3.1.1](#) 41, [section 3.13.1](#) 130)
[IClusterNetwork2](#) ([section 3.1.1](#) 41, [section 3.7.1](#) 110)
[IClusterSetup](#) ([section 3.1.1](#) 41, [section 3.11.1](#) 125)
[IClusterStorage2](#) ([section 3.1.1](#) 41, [section 3.3.1](#) 76)
[IClusterStorage3](#) ([section 3.1.1](#) 41, [section 3.5.1](#) 97)
 server ([section 3.2.1](#) 41, [section 3.4.1](#) 78, [section 3.6.1](#) 99, [section 3.8.1](#) 111, [section 3.10.1](#) 115, [section 3.12.1](#) 126, [section 3.14.1](#) 131, [section 3.16.1](#) 135, [section 3.18.1](#) 140)
[IClusterCleanup](#) 111
[IClusterFirewall](#) 131
[IClusterLog](#) 126
[IClusterNetwork2](#) 99
[IClusterSetup](#) 115
[IClusterStorage2](#) 41
[IClusterStorage3](#) 78

Data types 16

[common - overview](#) 16
[DISK_PROPS structure](#) 18
[DISK_PROPS_EX structure](#) 21
[DiskStackType enumeration](#) 17

E

Events

local - client ([section 3.1.6](#) 41, [section 3.3.6](#) 78, [section 3.5.6](#) 99, [section 3.7.6](#) 110, [section 3.9.6](#) 115, [section 3.11.6](#) 125, [section 3.13.6](#) 131, [section 3.15.6](#) 135, [section 3.17.6](#) 140)

local - server ([section 3.2.6](#) 75, [section 3.4.6](#) 96, [section 3.6.6](#) 110, [section 3.8.6](#) 114, [section 3.10.6](#) 125, [section 3.12.6](#) 130, [section 3.14.6](#) 135, [section 3.16.6](#) 139, [section 3.18.6](#) 143)
timer - client ([section 3.1.5](#) 41, [section 3.3.5](#) 78, [section 3.5.5](#) 99, [section 3.7.5](#) 110, [section 3.9.5](#) 115, [section 3.11.5](#) 125, [section 3.13.5](#) 131, [section 3.15.5](#) 135, [section 3.17.5](#) 140)
timer - server ([section 3.2.5](#) 75, [section 3.4.5](#) 96, [section 3.6.5](#) 109, [section 3.8.5](#) 114, [section 3.10.5](#) 125, [section 3.12.5](#) 130, [section 3.14.5](#) 134, [section 3.16.5](#) 139, [section 3.18.5](#) 143)
Examples
[a shared disk online](#) 144
[cluster setup](#) 146
[shared disk online](#) 144
[validate network configuration](#) 145

F

[Fields - vendor-extensible](#) 14
[Full IDL](#) 149

G

[GenerateClusterCert \(Opnum 11\) method](#) 121
[GenerateClusterCertV2 \(Opnum 16\) method](#) 124
[GenerateClusterHealthLog \(Opnum 4\) method](#) 142
[GenerateClusterLog \(Opnum 3\) method \(section 3.12.4.1](#) 127, [section 3.18.4.1](#) 141)
[GenerateClusterLog method](#) 127
[GenerateClusterLogInLocalTime \(Opnum 5\) method](#) 128
[GenerateTimeSpanLog \(Opnum 4\) method](#) 127
[GenerateTimeSpanLog method](#) 127
[GenerateTimeSpanLogInLocalTime \(Opnum 6\) method](#) 129
[GetAddRoutesStatus \(Opnum 9\) method](#) 108
[GetAddRoutesStatus method](#) 108
[GetFunctionalLevel \(Opnum 6\) method](#) 119
[GetIpConfigSerialized \(Opnum 5\) method](#) 104
[GetIpConfigSerialized method](#) 104
[GetNextAdapterFirewallConfiguration \(Opnum 4\) method](#) 133
[GetNextAdapterFirewallConfiguration method](#) 133
[GetUpdates method](#) 137
[GetUpgradeVersion \(Opnum 12\) method](#) 122
[Glossary](#) 9

I

[iclustercleanup interface](#) 111
[IClusterCleanup interface - server](#) 111
[iclusterfirewall interface \(section 3.14](#) 131, [section 3.15](#) 135)
[client](#) 135
[server](#) 131
[iclusterstorage3 interface](#) 97
[IClusterUpdate::Count \(Opnum 4\) method](#) 138
[IClusterUpdate::GetUpdates \(Opnum 3\) method](#) 137
[IDL](#) 149
[Implementer - security considerations](#) 148
[Index of security parameters](#) 148
[Informative references](#) 13
Initialization

[client \(section 3.1.3](#) 41, [section 3.3.3](#) 76, [section 3.5.3](#) 97, [section 3.7.3](#) 110, [section 3.9.3](#) 114, [section 3.11.3](#) 125, [section 3.13.3](#) 130, [section 3.15.3](#) 135, [section 3.17.3](#) 139)
[IClusterCleanup \(section 3.1.3](#) 41, [section 3.9.3](#) 114)
[IClusterFirewall \(section 3.1.3](#) 41, [section 3.15.3](#) 135)
[IClusterLog \(section 3.1.3](#) 41, [section 3.13.3](#) 130)
[IClusterNetwork2 \(section 3.1.3](#) 41, [section 3.7.3](#) 110)
[IClusterSetup \(section 3.1.3](#) 41, [section 3.11.3](#) 125)
[IClusterStorage2 \(section 3.1.3](#) 41, [section 3.3.3](#) 76)
[IClusterStorage3 \(section 3.1.3](#) 41, [section 3.5.3](#) 97)
[server \(section 3.2.3](#) 42, [section 3.4.3](#) 79, [section 3.6.3](#) 100, [section 3.8.3](#) 111, [section 3.10.3](#) 115, [section 3.12.3](#) 126, [section 3.14.3](#) 131, [section 3.16.3](#) 136, [section 3.18.3](#) 140)
[IClusterCleanup](#) 111
[IClusterFirewall](#) 131
[IClusterLog](#) 126
[IClusterNetwork2](#) 100
[IClusterSetup](#) 115
[IClusterStorage2](#) 42
[IClusterStorage3](#) 79
[InitializeAdapterConfiguration \(Opnum 3\) method](#) 132
[InitializeAdapterConfiguration method](#) 132
[InitializeNode \(Opnum 4\) method](#) 101
[InitializeNode method](#) 101
Interfaces
[client - IClusterFirewall](#) 135
[server](#)
[IClusterCleanup](#) 111
[IClusterFirewall](#) 131
Interfaces - client
[common](#) 41
[iclusterfirewall](#) 135
[iclusterstorage3](#) 97
Interfaces - server
[iclustercleanup](#) 111
[iclusterfirewall](#) 131
[Introduction](#) 9
[IPPREFIX packet](#) 32

L

Local events
[client \(section 3.1.6](#) 41, [section 3.3.6](#) 78, [section 3.5.6](#) 99, [section 3.7.6](#) 110, [section 3.9.6](#) 115, [section 3.11.6](#) 125, [section 3.13.6](#) 131, [section 3.15.6](#) 135, [section 3.17.6](#) 140)
[IClusterCleanup \(section 3.1.6](#) 41, [section 3.9.6](#) 115)
[IClusterFirewall \(section 3.1.6](#) 41, [section 3.15.6](#) 135)
[IClusterLog \(section 3.1.6](#) 41, [section 3.13.6](#) 131)
[IClusterNetwork2 \(section 3.1.6](#) 41, [section 3.7.6](#) 110)

[IClusterSetup](#) ([section 3.1.6](#) 41, [section 3.11.6](#) 125)
[IClusterStorage2](#) ([section 3.1.6](#) 41, [section 3.3.6](#) 78)
[IClusterStorage3](#) ([section 3.1.6](#) 41, [section 3.5.6](#) 99)
server ([section 3.2.6](#) 75, [section 3.4.6](#) 96, [section 3.6.6](#) 110, [section 3.8.6](#) 114, [section 3.10.6](#) 125, [section 3.12.6](#) 130, [section 3.14.6](#) 135, [section 3.16.6](#) 139, [section 3.18.6](#) 143)
[IClusterCleanup](#) 114
[IClusterFirewall](#) 135
[IClusterLog](#) 130
[IClusterNetwork2](#) 110
[IClusterSetup](#) 125
[IClusterStorage2](#)
disk
[establish ownership](#) 75
[relinquish ownership](#) 76
[overview](#) 75
[IClusterStorage3](#) 96

M

Message processing

client ([section 3.1.4](#) 41, [section 3.3.4](#) 76, [section 3.5.4](#) 97, [section 3.7.4](#) 110, [section 3.9.4](#) 115, [section 3.11.4](#) 125, [section 3.13.4](#) 131, [section 3.15.4](#) 135, [section 3.17.4](#) 139)

[IClusterCleanup](#) ([section 3.1.4](#) 41, [section 3.9.4](#) 115)

[IClusterFirewall](#) ([section 3.1.4](#) 41, [section 3.15.4](#) 135)

[IClusterLog](#) ([section 3.1.4](#) 41, [section 3.13.4](#) 131)

[IClusterNetwork2](#) ([section 3.1.4](#) 41, [section 3.7.4](#) 110)

[IClusterSetup](#) ([section 3.1.4](#) 41, [section 3.11.4](#) 125)

[IClusterStorage2](#)
[CPrepDisks - attaching](#) 77
disk
[partitions - querying](#) 77
[sectors - querying](#) 77
[overview](#) ([section 3.1.4](#) 41, [section 3.3.4](#) 76)
[partition file system - accessing](#) 77
[SCSI-3 persistent reservations](#) 77
[server - preparing](#) 77

[IClusterStorage3](#)
[CPrepDisks - attaching](#) 97
disk
[partitions - querying](#) 97
[sectors - querying](#) 97
[overview](#) ([section 3.1.4](#) 41, [section 3.5.4](#) 97)
[partition file system - accessing](#) 98
[SCSI-3 persistent reservations](#) 98
server
[preparing](#) 97
[share access](#) 98
[share access](#) 98

server ([section 3.2.4](#) 42, [section 3.4.4](#) 79, [section 3.6.4](#) 100, [section 3.8.4](#) 111, [section 3.10.4](#) 116, [section 3.12.4](#) 126, [section 3.14.4](#) 131, [section 3.16.4](#) 136, [section 3.18.4](#) 140)
[IClusterCleanup](#) 111

[IClusterFirewall](#) 131
[IClusterLog](#) 126
[IClusterNetwork2](#) 100
[IClusterSetup](#) 116
[IClusterStorage2](#) 42
[IClusterStorage3](#) 79

Messages
[common data types](#) 16
[data types](#) 16
[transport](#) 15

Methods
Accessing a Partition File System ([section 3.3.4.5](#) 77, [section 3.5.4.5](#) 98)
[Accessing a Share](#) 98
Attaching CPrepDisks ([section 3.3.4.2](#) 77, [section 3.5.4.2](#) 97)
[CancelAddRoutesRequest \(Opnum 11\)](#) 109
[CleanUpEvictedNode \(Opnum 3\)](#) 112
[CleanupNode \(Opnum 6\)](#) 105
[ClearPR \(Opnum 4\)](#) 113
[ConfigClusterCert \(Opnum 9\)](#) 120
[ConfigClusterCertV2 \(Opnum 14\)](#) 122
[ConfigSvcSecret \(Opnum 3\)](#) 117
[CprepCheckNetFtBindings3 \(Opnum 4\)](#) 84
[CprepConnectToNewSmbShares3 \(Opnum 8\)](#) 87
[CprepCreateNewSmbShares3 \(Opnum 7\)](#) 86
[CprepCsvTestSetup3 \(Opnum 5\)](#) 85
[CprepDiskAttach \(Opnum 23\)](#) 61
[CprepDiskDeleteFile \(Opnum 19\)](#) 58
[CprepDiskDiskPartitionIsNtfs \(Opnum 29\)](#) 66
[CprepDiskFindKey3 \(Opnum 12\)](#) 91
[CprepDiskGetArbSectors \(Opnum 30\)](#) 67
[CprepDiskGetDsms \(Opnum 38\)](#) 74
[CprepDiskGetFSName \(Opnum 36\)](#) 72
[CprepDiskGetProps \(Opnum 7\)](#) 52
[CprepDiskGetProps3 \(Opnum 9\)](#) 88
[CprepDiskGetUniqueIds \(Opnum 22\)](#) 60
[CprepDiskGetUniqueIds3 \(Opnum 3\)](#) 82
[CprepDiskIsOnline \(Opnum 34\)](#) 71
[CprepDiskIsPRPresent \(Opnum 31\)](#) 68
[CprepDiskIsPRPresent3 \(Opnum 15\)](#) 94
[CprepDiskIsReadable \(Opnum 37\)](#) 73
[CprepDiskIsReadOnly3 \(Opnum 10\)](#) 89
[CprepDiskOffline \(Opnum 20\)](#) 59
[CprepDiskOnline \(Opnum 13\)](#) 54
[CprepDiskPRArbitrate \(Opnum 24\)](#) 62
[CprepDiskPRClear \(Opnum 33\)](#) 70
[CprepDiskPRClear3 \(Opnum 17\)](#) 95
[CprepDiskPRPreempt \(Opnum 32\)](#) 69
[CprepDiskPRPreempt3 \(Opnum 13\)](#) 92
[CprepDiskPRRegister \(Opnum 25\)](#) 63
[CprepDiskPRRegister3 \(Opnum 11\)](#) 90
[CprepDiskPRRelease \(Opnum 28\)](#) 65
[CprepDiskPRRelease3 \(Opnum 16\)](#) 95
[CprepDiskPRReserve \(Opnum 27\)](#) 65
[CprepDiskPRReserve3 \(Opnum 14\)](#) 93
[CprepDiskPRUnRegister \(Opnum 26\)](#) 64
[CprepDiskRawRead \(Opnum 3\)](#) 47
[CprepDiskRawWrite \(Opnum 4\)](#) 48
[CprepDiskSetOnline \(Opnum 35\)](#) 71
[CprepDiskStopDefense \(Opnum 12\)](#) 53
[CprepDiskVerifyFileData \(Opnum 18\)](#) 57
[CprepDiskVerifyUnique \(Opnum 14\)](#) 55
[CprepDiskWriteFileData \(Opnum 17\)](#) 56
[CprepIsNodeClustered3 \(Opnum 6\)](#) 85

[CprepPrepareNode \(Opnum 5\)](#) 50
[CprepPrepareNodePhase2 \(Opnum 6\)](#) 51
[GenerateClusterCert \(Opnum 11\)](#) 121
[GenerateClusterCertV2 \(Opnum 16\)](#) 124
[GenerateClusterHealthLog \(Opnum 4\)](#) 142
[GenerateClusterLog \(Opnum 3\)](#) ([section 3.12.4.1](#) 127, [section 3.18.4.1](#) 141)
[GenerateClusterLogInLocalTime \(Opnum 5\)](#) 128
[GenerateTimeSpanLog \(Opnum 4\)](#) 127
[GenerateTimeSpanLogInLocalTime \(Opnum 6\)](#) 129
[GetAddRoutesStatus \(Opnum 9\)](#) 108
[GetFunctionalLevel \(Opnum 6\)](#) 119
[GetIpConfigSerialized \(Opnum 5\)](#) 104
[GetNextAdapterFirewallConfiguration \(Opnum 4\)](#) 133
[GetUpgradeVersion \(Opnum 12\)](#) 122
[IClusterUpdate::Count \(Opnum 4\)](#) 138
[IClusterUpdate::GetUpdates \(Opnum 3\)](#) 137
[InitializeAdapterConfiguration \(Opnum 3\)](#) 132
[InitializeNode \(Opnum 4\)](#) 101
 Preparing a Server ([section 3.3.4.1](#) 77, [section 3.5.4.1](#) 97)
[ProcessAddRoutes \(Opnum 8\)](#) 107
[QueryFirewallConfiguration \(Opnum 7\)](#) 105
 Querying Disk Partitions ([section 3.3.4.4](#) 77, [section 3.5.4.4](#) 97)
 Querying Disk Sectors ([section 3.3.4.3](#) 77, [section 3.5.4.3](#) 97)
[RetrieveClusterCert \(Opnum 10\)](#) 120
[RetrieveClusterCertV2 \(Opnum 15\)](#) 123
[RetrieveHostLabel \(Opnum 5\)](#) 118
[RetrieveSvcSecret \(Opnum 4\)](#) 118
 SCSI-3 Persistent Reservations ([section 3.3.4.6](#) 77, [section 3.5.4.6](#) 98)
[SendRTMessage \(Opnum 3\)](#) 102

N

[NODE_ROUTE_INFO structure](#) 37
[Normative references](#) 12

O

[Overview \(synopsis\)](#) 13

P

[Parameters - security index](#) 148
[PCPREP_DISKID](#) 17
[PCPREP SCSI ADDRESS](#) 18
[PDISK_PROPS](#) 18
[PDISK_PROPS_EX](#) 21
[Preconditions](#) 13
 Preparing a Server method ([section 3.3.4.1](#) 77, [section 3.5.4.1](#) 97)
[Prerequisites](#) 13
[ProcessAddRoutes \(Opnum 8\) method](#) 107
[ProcessAddRoutes method](#) 107
[Product behavior](#) 159
 Protocol Details
 [overview](#) 41

Q

[QueryFirewallConfiguration \(Opnum 7\) method](#) 105

[QueryFirewallConfiguration method](#) 105
 Querying Disk Partitions method ([section 3.3.4.4](#) 77, [section 3.5.4.4](#) 97)
 Querying Disk Sectors method ([section 3.3.4.3](#) 77, [section 3.5.4.3](#) 97)

R

[References](#) 12
 [informative](#) 13
 [normative](#) 12
[REGISTERED_DSM_packet](#) 25
[REGISTERED_DSMS_packet](#) 26
[Relationship to other protocols](#) 13
[RetrieveClusterCert \(Opnum 10\) method](#) 120
[RetrieveClusterCertV2 \(Opnum 15\) method](#) 123
[RetrieveHostLabel \(Opnum 5\) method](#) 118
[RetrieveHostLabel method](#) 118
[RetrieveSvcSecret \(Opnum 4\) method](#) 118
[RetrieveSvcSecret method](#) 118
[ROUTE_LOSS_AND_STATE structure](#) 38
[ROUTE_STATUS enumeration](#) 38

S

SCSI-3 Persistent Reservations method ([section 3.3.4.6](#) 77, [section 3.5.4.6](#) 98)
 Security
 [implementer considerations](#) 148
 [parameter index](#) 148
[SendRTMessage \(Opnum 3\) method](#) 102
[SendRTMessage method](#) 102
 Sequencing rules
 client ([section 3.1.4](#) 41, [section 3.3.4](#) 76, [section 3.5.4](#) 97, [section 3.7.4](#) 110, [section 3.9.4](#) 115, [section 3.11.4](#) 125, [section 3.13.4](#) 131, [section 3.15.4](#) 135, [section 3.17.4](#) 139)
 IClusterCleanup ([section 3.1.4](#) 41, [section 3.9.4](#) 115)
 IClusterFirewall ([section 3.1.4](#) 41, [section 3.15.4](#) 135)
 IClusterLog ([section 3.1.4](#) 41, [section 3.13.4](#) 131)
 IClusterNetwork2 ([section 3.1.4](#) 41, [section 3.7.4](#) 110)
 IClusterSetup ([section 3.1.4](#) 41, [section 3.11.4](#) 125)
 IClusterStorage2
 [CPrepDisks - attaching](#) 77
 disk
 [partitions - querying](#) 77
 [sectors - querying](#) 77
 overview ([section 3.1.4](#) 41, [section 3.3.4](#) 76)
 [partition file system - accessing](#) 77
 [SCSI-3 persistent reservations](#) 77
 [server - preparing](#) 77
 IClusterStorage3
 [CPrepDisks - attaching](#) 77
 disk
 [partitions - querying](#) 97
 [sectors - querying](#) 97
 overview ([section 3.1.4](#) 41, [section 3.5.4](#) 97)
 [partition file system - accessing](#) 98
 [SCSI-3 persistent reservations](#) 98
 server

- [preparing](#) 97
- [share access](#) 98
- server ([section 3.2.4](#) 42, [section 3.4.4](#) 79, [section 3.6.4](#) 100, [section 3.8.4](#) 111, [section 3.10.4](#) 116, [section 3.12.4](#) 126, [section 3.14.4](#) 131, [section 3.16.4](#) 136, [section 3.18.4](#) 140)
 - [IClusterCleanup](#) 111
 - [IClusterFirewall](#) 131
 - [IClusterLog](#) 126
 - [IClusterNetwork2](#) 100
 - [IClusterSetup](#) 116
 - [IClusterStorage2](#) 42
 - [IClusterStorage3](#) 79
- [SERIALIZEDGUID packet](#) 28
- Server
 - abstract data model ([section 3.2.1](#) 41, [section 3.4.1](#) 78, [section 3.6.1](#) 99, [section 3.8.1](#) 111, [section 3.10.1](#) 115, [section 3.12.1](#) 126, [section 3.14.1](#) 131, [section 3.16.1](#) 135, [section 3.18.1](#) 140)
 - [CancelAddRoutesRequest \(Opnum 11\) method](#) 109
 - [CleanupEvictedNode \(Opnum 3\) method](#) 112
 - [CleanupNode \(Opnum 6\) method](#) 105
 - [ClearPR \(Opnum 4\) method](#) 113
 - [ConfigClusterCert \(Opnum 9\) method](#) 120
 - [ConfigClusterCertV2 \(Opnum 14\) method](#) 122
 - [ConfigSvcSecret \(Opnum 3\) method](#) 117
 - [CprepCheckNetFtBindings3 \(Opnum 4\) method](#) 84
 - [CprepConnectToNewSmbShares3 \(Opnum 8\) method](#) 87
 - [CprepCreateNewSmbShares3 \(Opnum 7\) method](#) 86
 - [CprepCsvTestSetup3 \(Opnum 5\) method](#) 85
 - [CprepDiskAttach \(Opnum 23\) method](#) 61
 - [CprepDiskDeleteFile \(Opnum 19\) method](#) 58
 - [CprepDiskDiskPartitionIsNtfs \(Opnum 29\) method](#) 66
 - [CprepDiskFindKey3 \(Opnum 12\) method](#) 91
 - [CprepDiskGetArbSectors \(Opnum 30\) method](#) 67
 - [CprepDiskGetDsms \(Opnum 38\) method](#) 74
 - [CprepDiskGetFSName \(Opnum 36\) method](#) 72
 - [CprepDiskGetProps \(Opnum 7\) method](#) 52
 - [CprepDiskGetProps3 \(Opnum 9\) method](#) 88
 - [CprepDiskGetUniqueIds \(Opnum 22\) method](#) 60
 - [CprepDiskGetUniqueIds3 \(Opnum 3\) method](#) 82
 - [CprepDiskIsOnline \(Opnum 34\) method](#) 71
 - [CprepDiskIsPRPresent \(Opnum 31\) method](#) 68
 - [CprepDiskIsPRPresent3 \(Opnum 15\) method](#) 94
 - [CprepDiskIsReadable \(Opnum 37\) method](#) 73
 - [CprepDiskIsReadOnly3 \(Opnum 10\) method](#) 89
 - [CprepDiskOffline \(Opnum 20\) method](#) 59
 - [CprepDiskOnline \(Opnum 13\) method](#) 54
 - [CprepDiskPRArbitrate \(Opnum 24\) method](#) 62
 - [CprepDiskPRClear \(Opnum 33\) method](#) 70
 - [CprepDiskPRClear3 \(Opnum 17\) method](#) 95
 - [CprepDiskPRPreempt \(Opnum 32\) method](#) 69
 - [CprepDiskPRPreempt3 \(Opnum 13\) method](#) 92
 - [CprepDiskPRRegister \(Opnum 25\) method](#) 63
 - [CprepDiskPRRegister3 \(Opnum 11\) method](#) 90
 - [CprepDiskPRRelease \(Opnum 28\) method](#) 65
 - [CprepDiskPRRelease3 \(Opnum 16\) method](#) 95
 - [CprepDiskPRReserve \(Opnum 27\) method](#) 65
 - [CprepDiskPRReserve3 \(Opnum 14\) method](#) 93
 - [CprepDiskPRUnRegister \(Opnum 26\) method](#) 64
 - [CprepDiskRawRead \(Opnum 3\) method](#) 47
 - [CprepDiskRawWrite \(Opnum 4\) method](#) 48
 - [CprepDiskSetOnline \(Opnum 35\) method](#) 71
 - [CprepDiskStopDefense \(Opnum 12\) method](#) 53
 - [CprepDiskVerifyFileData \(Opnum 18\) method](#) 57
 - [CprepDiskVerifyUnique \(Opnum 14\) method](#) 55
 - [CprepDiskWriteFileData \(Opnum 17\) method](#) 56
 - [CprepIsNodeClustered3 \(Opnum 6\) method](#) 85
 - [CprepPrepareNode \(Opnum 5\) method](#) 50
 - [CprepPrepareNodePhase2 \(Opnum 6\) method](#) 51
 - [GenerateClusterCert \(Opnum 11\) method](#) 121
 - [GenerateClusterCertV2 \(Opnum 16\) method](#) 124
 - [GenerateClusterHealthLog \(Opnum 4\) method](#) 142
 - [GenerateClusterLog \(Opnum 3\) method](#) ([section 3.12.4.1](#) 127, [section 3.18.4.1](#) 141)
 - [GenerateClusterLogInLocalTime \(Opnum 5\) method](#) 128
 - [GenerateTimeSpanLog \(Opnum 4\) method](#) 127
 - [GenerateTimeSpanLogInLocalTime \(Opnum 6\) method](#) 129
 - [GetAddRoutesStatus \(Opnum 9\) method](#) 108
 - [GetFunctionalLevel \(Opnum 6\) method](#) 119
 - [GetIpConfigSerialized \(Opnum 5\) method](#) 104
 - [GetNextAdapterFirewallConfiguration \(Opnum 4\) method](#) 133
 - [GetUpgradeVersion \(Opnum 12\) method](#) 122
- IClusterCleanup
 - [abstract data model](#) 111
 - [initialization](#) 111
 - [interface](#) 111
 - [local events](#) 114
 - [message processing](#) 111
 - [overview](#) 111
 - [sequencing rules](#) 111
 - [timer events](#) 114
 - timers
 - [cleanup](#) 111
 - [delay cleanup](#) 111
 - [overview](#) 111
- [iclustercleanup interface](#) 111
- IClusterFirewall
 - [abstract data model](#) 131
 - [initialization](#) 131
 - [interface](#) 131
 - [local events](#) 135
 - [message processing](#) 131
 - [overview](#) 131
 - [sequencing rules](#) 131
 - [timer events](#) 134
 - timers 131
- [iclusterfirewall interface](#) 131
- IClusterLog
 - [abstract data model](#) 126
 - [initialization](#) 126
 - [local events](#) 130
 - [message processing](#) 126
 - [sequencing rules](#) 126
 - [timer events](#) 130
 - timers 126
- IClusterNetwork2
 - [abstract data model](#) 99
 - [initialization](#) 100
 - [local events](#) 110
 - [message processing](#) 100
 - [sequencing rules](#) 100
 - [timer events](#) 109

- timers
 - [overview](#) 100
 - [round-trip message](#) 100
- IClusterSetup
 - [abstract data model](#) 115
 - [initialization](#) 115
 - [local events](#) 125
 - [message processing](#) 116
 - [sequencing rules](#) 116
 - [timer events](#) 125
 - [timers](#) 115
- IClusterStorage2
 - [abstract data model](#) 41
 - [initialization](#) 42
 - local events
 - disk
 - [establish ownership](#) 75
 - [relinquish ownership](#) 76
 - [overview](#) 75
 - [message processing](#) 42
 - [sequencing rules](#) 42
 - [timer events](#) 75
 - [timers](#) 42
- IClusterStorage3
 - [abstract data model](#) 78
 - [initialization](#) 79
 - [local events](#) 96
 - [message processing](#) 79
 - [sequencing rules](#) 79
 - [timer events](#) 96
 - [timers](#) 79
- [IClusterUpdate::Count \(Opnum 4\) method](#) 138
- [IClusterUpdate::GetUpdates \(Opnum 3\) method](#) 137
- initialization ([section 3.2.3](#) 42, [section 3.4.3](#) 79, [section 3.6.3](#) 100, [section 3.8.3](#) 111, [section 3.10.3](#) 115, [section 3.12.3](#) 126, [section 3.14.3](#) 131, [section 3.16.3](#) 136, [section 3.18.3](#) 140)
- [InitializeAdapterConfiguration \(Opnum 3\) method](#) 132
- [InitializeNode \(Opnum 4\) method](#) 101
- local events ([section 3.2.6](#) 75, [section 3.4.6](#) 96, [section 3.6.6](#) 110, [section 3.8.6](#) 114, [section 3.10.6](#) 125, [section 3.12.6](#) 130, [section 3.14.6](#) 135, [section 3.16.6](#) 139, [section 3.18.6](#) 143)
- message processing ([section 3.2.4](#) 42, [section 3.4.4](#) 79, [section 3.6.4](#) 100, [section 3.8.4](#) 111, [section 3.10.4](#) 116, [section 3.12.4](#) 126, [section 3.14.4](#) 131, [section 3.16.4](#) 136, [section 3.18.4](#) 140)
- overview ([section 3.8](#) 111, [section 3.14](#) 131)
- [ProcessAddRoutes \(Opnum 8\) method](#) 107
- [QueryFirewallConfiguration \(Opnum 7\) method](#) 105
- [RetrieveClusterCert \(Opnum 10\) method](#) 120
- [RetrieveClusterCertV2 \(Opnum 15\) method](#) 123
- [RetrieveHostLabel \(Opnum 5\) method](#) 118
- [RetrieveSvcSecret \(Opnum 4\) method](#) 118
- [SendRTMessage \(Opnum 3\) method](#) 102
- sequencing rules ([section 3.2.4](#) 42, [section 3.4.4](#) 79, [section 3.6.4](#) 100, [section 3.8.4](#) 111, [section 3.10.4](#) 116, [section 3.12.4](#) 126, [section 3.14.4](#) 131, [section 3.16.4](#) 136, [section 3.18.4](#) 140)
- timer events ([section 3.2.5](#) 75, [section 3.4.5](#) 96, [section 3.6.5](#) 109, [section 3.8.5](#) 114, [section](#)

- [3.10.5](#) 125, [section 3.12.5](#) 130, [section 3.14.5](#) 134, [section 3.16.5](#) 139, [section 3.18.5](#) 143)
- timers ([section 3.2.2](#) 42, [section 3.4.2](#) 79, [section 3.6.2](#) 100, [section 3.8.2](#) 111, [section 3.10.2](#) 115, [section 3.12.2](#) 126, [section 3.14.2](#) 131, [section 3.16.2](#) 136, [section 3.18.2](#) 140)
- [Shared disk online example](#) 144
- [Standards assignments](#) 14
- [STORAGE_DEVICE_ID_DESCRIPTOR packet](#) 26
- [STORAGE_IDENTIFIER packet](#) 27

T

- Timer events
 - client ([section 3.1.5](#) 41, [section 3.3.5](#) 78, [section 3.5.5](#) 99, [section 3.7.5](#) 110, [section 3.9.5](#) 115, [section 3.11.5](#) 125, [section 3.13.5](#) 131, [section 3.15.5](#) 135, [section 3.17.5](#) 140)
 - IClusterCleanup ([section 3.1.5](#) 41, [section 3.9.5](#) 115)
 - IClusterFirewall ([section 3.1.5](#) 41, [section 3.15.5](#) 135)
 - IClusterLog ([section 3.1.5](#) 41, [section 3.13.5](#) 131)
 - IClusterNetwork2 ([section 3.1.5](#) 41, [section 3.7.5](#) 110)
 - IClusterSetup ([section 3.1.5](#) 41, [section 3.11.5](#) 125)
 - IClusterStorage2 ([section 3.1.5](#) 41, [section 3.3.5](#) 78)
 - [IClusterStorage3](#) 41
 - server ([section 3.2.5](#) 75, [section 3.4.5](#) 96, [section 3.6.5](#) 109, [section 3.8.5](#) 114, [section 3.10.5](#) 125, [section 3.12.5](#) 130, [section 3.14.5](#) 134, [section 3.16.5](#) 139, [section 3.18.5](#) 143)
 - [IClusterCleanup](#) 114
 - [IClusterFirewall](#) 134
 - [IClusterLog](#) 130
 - [IClusterNetwork2](#) 109
 - [IClusterSetup](#) 125
 - [IClusterStorage2](#) 75
 - [IClusterStorage3](#) 96
- Timers
 - client ([section 3.1.2](#) 41, [section 3.3.2](#) 76, [section 3.5.2](#) 97, [section 3.7.2](#) 110, [section 3.9.2](#) 114, [section 3.11.2](#) 125, [section 3.13.2](#) 130, [section 3.15.2](#) 135, [section 3.17.2](#) 139)
 - IClusterCleanup ([section 3.1.2](#) 41, [section 3.9.2](#) 114)
 - IClusterFirewall ([section 3.1.2](#) 41, [section 3.15.2](#) 135)
 - IClusterLog ([section 3.1.2](#) 41, [section 3.13.2](#) 130)
 - IClusterNetwork2 ([section 3.1.2](#) 41, [section 3.7.2](#) 110)
 - IClusterSetup ([section 3.1.2](#) 41, [section 3.11.2](#) 125)
 - IClusterStorage2 ([section 3.1.2](#) 41, [section 3.3.2](#) 76)
 - IClusterStorage3 ([section 3.1.2](#) 41, [section 3.5.2](#) 97)
 - server ([section 3.2.2](#) 42, [section 3.4.2](#) 79, [section 3.6.2](#) 100, [section 3.8.2](#) 111, [section 3.10.2](#) 115, [section 3.12.2](#) 126, [section 3.14.2](#) 131, [section 3.16.2](#) 136, [section 3.18.2](#) 140)

- IClusterCleanup
 - [cleanup](#) 111
 - [delay_cleanup](#) 111
 - [overview](#) 111
- [IClusterFirewall](#) 131
- [IClusterLog](#) 126
- IClusterNetwork2
 - [overview](#) 100
 - [round-trip message](#) 100
- [IClusterSetup](#) 115
- [IClusterStorage2](#) 42
- [IClusterStorage3](#) 79
- [Tracking changes](#) 163
- [Transport](#) 15

V

- [Validate network configuration example](#) 145
- [Vendor-extensible fields](#) 14
- [Versioning](#) 14