

[MS-CFB-Diff]:

Compound File Binary File Format

Intellectual Property Rights Notice for Open Specifications Documentation

- **Technical Documentation.** Microsoft publishes Open Specifications documentation (“this documentation”) for protocols, file formats, data portability, computer languages, and standards support. Additionally, overview documents cover inter-protocol relationships and interactions.
- **Copyrights.** This documentation is covered by Microsoft copyrights. Regardless of any other terms that are contained in the terms of use for the Microsoft website that hosts this documentation, you can make copies of it in order to develop implementations of the technologies that are described in this documentation and can distribute portions of it in your implementations that use these technologies or in your documentation as necessary to properly document the implementation. You can also distribute in your implementation, with or without modification, any schemas, IDLs, or code samples that are included in the documentation. This permission also applies to any documents that are referenced in the Open Specifications documentation.
- **No Trade Secrets.** Microsoft does not claim any trade secret rights in this documentation.
- **Patents.** Microsoft has patents that might cover your implementations of the technologies described in the Open Specifications documentation. Neither this notice nor Microsoft's delivery of this documentation grants any licenses under those patents or any other Microsoft patents. However, a given Open Specifications document might be covered by the Microsoft [Open Specifications Promise](#) or the [Microsoft Community Promise](#). If you would prefer a written license, or if the technologies described in this documentation are not covered by the Open Specifications Promise or Community Promise, as applicable, patent licenses are available by contacting iplg@microsoft.com.
- **License Programs.** To see all of the protocols in scope under a specific license program and the associated patents, visit the [Patent Map](#).
- **Trademarks.** The names of companies and products contained in this documentation might be covered by trademarks or similar intellectual property rights. This notice does not grant any licenses under those rights. For a list of Microsoft trademarks, visit www.microsoft.com/trademarks.
- **Fictitious Names.** The example companies, organizations, products, domain names, email addresses, logos, people, places, and events that are depicted in this documentation are fictitious. No association with any real company, organization, product, domain name, email address, logo, person, place, or event is intended or should be inferred.

Reservation of Rights. All other rights are reserved, and this notice does not grant any rights other than as specifically described above, whether by implication, estoppel, or otherwise.

Tools. The Open Specifications documentation does not require the use of Microsoft programming tools or programming environments in order for you to develop an implementation. If you have access to Microsoft programming tools and environments, you are free to take advantage of them. Certain Open Specifications documents are intended for use in conjunction with publicly available standards specifications and network programming art and, as such, assume that the reader either is familiar with the aforementioned material or has immediate access to it.

Support. For questions and support, please contact dochelp@microsoft.com.

Revision Summary

Date	Revision History	Revision Class	Comments
7/16/2010	1.0	New	First Release.
8/27/2010	1.0	None	No changes to the meaning, language, or formatting of the technical content.
10/8/2010	2.0	Major	Updated and revised the technical content.
11/19/2010	2.0	None	No changes to the meaning, language, or formatting of the technical content.
1/7/2011	2.0	None	No changes to the meaning, language, or formatting of the technical content.
2/11/2011	2.0	None	No changes to the meaning, language, or formatting of the technical content.
3/25/2011	2.0	None	No changes to the meaning, language, or formatting of the technical content.
5/6/2011	2.0	None	No changes to the meaning, language, or formatting of the technical content.
6/17/2011	2.1	Minor	Clarified the meaning of the technical content.
9/23/2011	2.1	None	No changes to the meaning, language, or formatting of the technical content.
12/16/2011	2.1	None	No changes to the meaning, language, or formatting of the technical content.
3/30/2012	2.1	None	No changes to the meaning, language, or formatting of the technical content.
7/12/2012	2.1	None	No changes to the meaning, language, or formatting of the technical content.
10/25/2012	2.1	None	No changes to the meaning, language, or formatting of the technical content.
1/31/2013	2.1	None	No changes to the meaning, language, or formatting of the technical content.
8/8/2013	3.0	Major	Updated and revised the technical content.
11/14/2013	4.0	Major	Updated and revised the technical content.
2/13/2014	4.0	None	No changes to the meaning, language, or formatting of the technical content.
5/15/2014	4.0	None	No changes to the meaning, language, or formatting of the technical content.
6/30/2015	5.0	Major	Significantly changed the technical content.
10/16/2015	5.0	None	No changes to the meaning, language, or formatting of the technical content.
7/14/2016	5.0	None	No changes to the meaning, language, or formatting of the technical content.

Date	Revision History	Revision Class	Comments
6/1/2017	6.0	Major	Significantly changed the technical content.
9/15/2017	7.0	Major	Significantly changed the technical content.
12/1/2017	7.0	None	No changes to the meaning, language, or formatting of the technical content.
<u>3/16/2018</u>	<u>8.0</u>	<u>Major</u>	<u>Significantly changed the technical content.</u>

Table of Contents

1	Introduction	5
1.1	Glossary	6
1.2	References	9
1.2.1	Normative References	9
1.2.2	Informative References	9
1.3	Overview	9
1.4	Relationship to Protocols and Other Structures	11
1.5	Applicability Statement	12
1.6	Versioning and Localization	12
1.7	Vendor-Extensible Fields	12
2	Structures	13
2.1	Compound File Sector Numbers and Types	15
2.2	Compound File Header.....	17
2.3	Compound File FAT Sectors	20
2.4	Compound File Mini FAT Sectors	21
2.5	Compound File DIFAT Sectors.....	22
2.6	Compound File Directory Sectors	23
2.6.1	Compound File Directory Entry	23
2.6.2	Root Directory Entry	27
2.6.3	Other Directory Entries.....	27
2.6.4	Red-Black Tree.....	28
2.7	Compound File User-Defined Data Sectors	29
2.8	Compound File Range Lock Sector.....	29
2.9	Compound File Size Limits.....	29
3	Structure Examples	31
3.1	The Header	31
3.2	Sector #0: FAT Sector	32
3.3	Sector #1: Directory Sector	33
3.3.1	Stream ID 0: Root Directory Entry	33
3.3.2	Stream ID 1: Storage 1	34
3.3.3	Stream ID 2: Stream 1.....	35
3.3.4	Stream ID 3: Unused, Free	35
3.4	Sector #2: MiniFAT Sector	36
3.5	Sector #3: Mini Stream Sector	37
4	Security Considerations.....	39
4.1	Validation and Corruption.....	39
4.2	File Security	39
4.3	Unallocated Ranges	39
5	Appendix A: Product Behavior	40
6	Change Tracking.....	44
7	Index.....	44

1 Introduction

This document specifies a new structure that is called the Microsoft Compound File Binary (CFB) file format, also known as the Object Linking and Embedding (OLE) or Component Object Model (COM) structured storage compound file implementation binary file format. This structure name can be shortened to **compound file**.

Traditional **file systems** encounter challenges when they attempt to store efficiently multiple kinds of **objects** in one document. A compound file provides a solution by implementing a simplified file system within a **file**. Structured storage defines how to treat a single file as a hierarchical collection of two types of objects--**storage objects** and **stream objects**--that behave as **directories** and files, respectively. This scheme is called structured storage. The purpose of structured storage is to reduce the performance penalties and overhead that is associated with storing separate objects in a flat file. The standard Windows COM implementation of OLE structured storage is called compound files. For more information about structured storage, see [MSDN-SS].

Structured storage solves performance problems by eliminating the need to totally rewrite a file whenever a new object is added or an existing object increases in size. The new data is written to the next available free location in the file, and the storage object updates an internal structure that maintains the locations of its storage objects and stream objects. At the same time, structured storage enables end users to interact and manage a compound file as if it were a single file rather than a nested hierarchy of separate objects. For example, a compound file can be copied, backed up, and emailed like a normal single file.

The following figure shows a simplified file system that has multiple directories and files nested in a hierarchy. Similarly, a compound file is a single file that contains a nested hierarchy of **storage** and stream objects, with storage objects analogous to directories, and stream objects analogous to files.

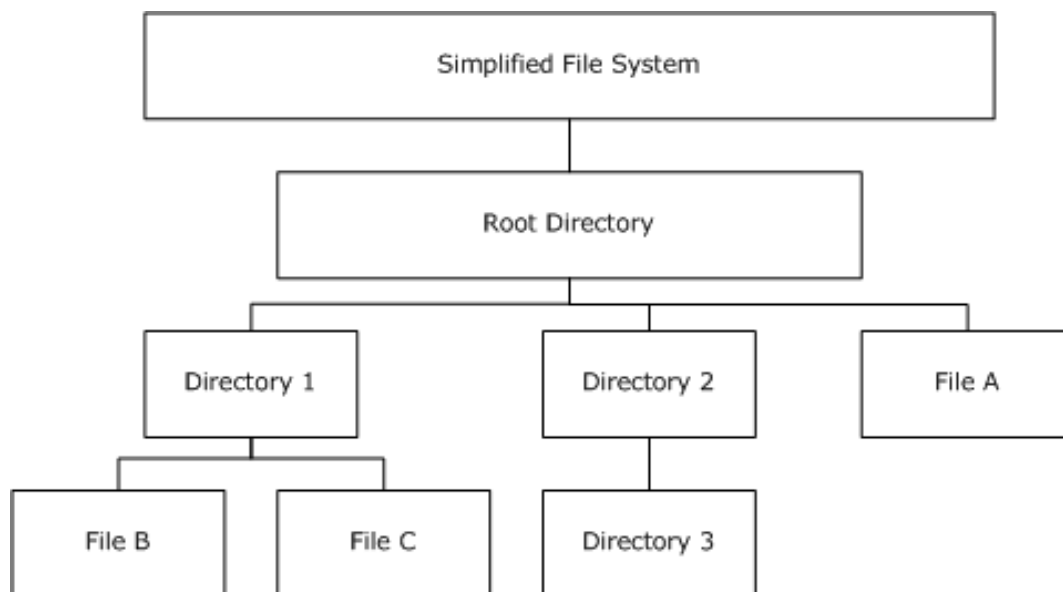


Figure 1: Simplified file system hierarchy with multiple nested directories and files

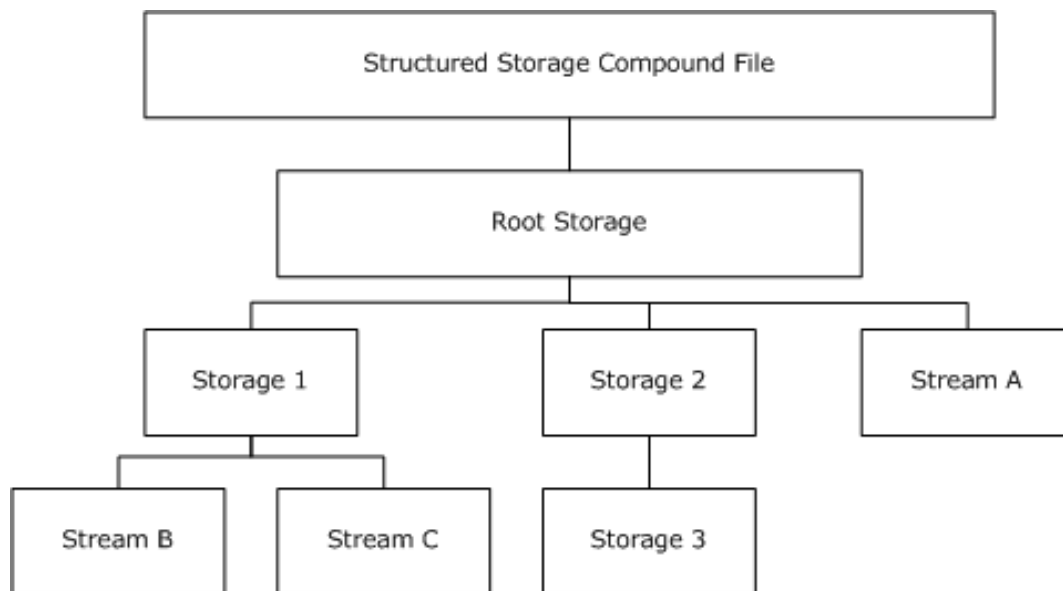


Figure 2: Structured storage compound file hierarchy that contains nested storage objects and stream objects

Sections 1.7 and 2 of this specification are normative. All other sections and examples in this specification are informative.

1.1 Glossary

This document uses the following terms:

access control list (ACL): A list of access control entries (ACEs) that collectively describe the security rules for authorizing access to some resource; for example, an object or set of objects.

application: A participant that is responsible for beginning, propagating, and completing an atomic transaction. An application communicates with a transaction manager in order to begin and complete transactions. An application communicates with a transaction manager in order to marshal transactions to and from other applications. An application also communicates in application-specific ways with a resource manager in order to submit requests for work on resources.

child object, children: An **object** that is not the root of its tree. The children of an **object** *o* are the set of all **objects** whose parent is *o*. See section 1 of [MS-ADTS] and section 1 of [MS-DRSR].

class identifier (CLSID): A **GUID** that identifies a software component; for instance, a DCOM object class or a COM class.

compound file: A structure for storing a file system, similar to a simplified FAT file system inside a single file, by dividing the single file into sectors.

Coordinated Universal Time (UTC): A high-precision atomic time standard that approximately tracks Universal Time (UT). It is the basis for legal, civil time all over the Earth. Time zones around the world are expressed as positive and negative offsets from UTC. In this role, it is also referred to as Zulu time (Z) and Greenwich Mean Time (GMT). In these specifications, all references to UTC refer to the time at UTC-0 (or GMT).

creation time: The time, in **UTC**, when a **storage object** was created.

directory: The database that stores information about objects such as users, groups, computers, printers, and the directory service that makes this information available to users and applications.

directory entry: A structure that contains a **storage object's** or **stream object's** FileInformation.

directory stream: An array of **directory entries** that are grouped into **sectors**.

double-indirect file allocation table (DIFAT): A structure that is used to locate **FAT sectors** in a **compound file**.

file: An entity of data in the **file system** that a user can access and manage. A **file** must have a unique name in its directory. It consists of one or more streams of bytes that hold a set of related data, plus a set of attributes (also called properties) that describe the **file** or the data within the **file**. The creation time of a **file** is an example of a file attribute.

file allocation table (FAT): A data structure that the operating system creates when a volume is formatted by using **FAT** or FAT32 **file systems**. The operating system stores information about each **file** in the **FAT** so that it can retrieve the **file** later.

file system: A system that enables applications to store and retrieve **files** on storage devices. Files are placed in a hierarchical structure. The file system specifies naming conventions for files and the format for specifying the path to a file in the tree structure. Each file system consists of one or more drivers and DLLs that define the data formats and features of the file system. File systems can exist on the following storage devices: diskettes, hard disks, jukeboxes, removable optical disks, and tape backup units.

globally unique identifier (GUID): A term used interchangeably with universally unique identifier (UUID) in Microsoft protocol technical documents (TDs). Interchanging the usage of these terms does not imply or require a specific algorithm or mechanism to generate the value. Specifically, the use of this term does not imply or require that the algorithms described in [RFC4122] or [C706] must be used for generating the **GUID**. See also universally unique identifier (UUID).

header: The structure at the beginning of a **compound file**.

little-endian: Multiple-byte values that are byte-ordered with the least significant byte stored in the memory location with the lowest address.

mini FAT: A **file allocation table (FAT)** structure for the **mini stream** that is used to allocate space in a small **sector size**.

mini stream: A structure that contains all **user-defined data** for **stream objects** less than a predefined size limit.

modification time: The time, in **UTC**, when a **storage object** was last modified.

object: A set of attributes, each with its associated values. Two attributes of an object have special significance: an identifying attribute and a parent-identifying attribute. An identifying attribute is a designated single-valued attribute that appears on every object; the value of this attribute identifies the object. For the set of objects in a replica, the values of the identifying attribute are distinct. A parent-identifying attribute is a designated single-valued attribute that appears on every object; the value of this attribute identifies the object's parent. That is, this attribute contains the value of the parent's identifying attribute, or a reserved value identifying no object. For the set of objects in a replica, the values of this parent-identifying attribute define a tree with objects as vertices and child-parent references as directed edges with the child as an edge's tail and the parent as an edge's head. Note that an object is a value, not a variable; a replica is a variable. The process of adding, modifying, or deleting an object in a replica replaces the entire value of the replica with a new value. As the word replica suggests, it is often the

case that two replicas contain "the same objects". In this usage, objects in two replicas are considered the same if they have the same value of the identifying attribute and if there is a process in place (replication) to converge the values of the remaining attributes. When the members of a set of replicas are considered to be the same, it is common to say "an object" as shorthand referring to the set of corresponding objects in the replicas.

object class: In COM, a category of objects identified by a **CLSID**, members of which can be obtained through activation of the **CLSID**.

parent object: An object is either the root of a tree of objects or has a parent. If two objects have the same parent, they must have different values in their relative distinguished names (RDNs). See also, **object** in section 1 of [MS-ADTS] and section 1 of [MS-DRSR].

root storage object: A storage object in a compound file that must be accessed before any other storage objects and stream objects are referenced. It is the uppermost **parent object** in the storage object and stream object hierarchy.

sector: The smallest addressable unit of a disk.

sector chain: A linked list of **sectors**, where each **sector** can be located in a different location inside a **compound file**.

sector number: A nonnegative integer identifying a particular **sector** that is located in a **compound file**.

sector size: The size, in bytes, of a **sector** in a **compound file**, typically 512 bytes.

storage: A storage object, as defined in [MS-CFB].

storage object: An **object** in a **compound file** that is analogous to a **file system directory**. The **parent object** of a **storage object** must be another **storage object** or the **root storage object**.

stream: An element of a compound file, as described in [MS-CFB]. A stream contains a sequence of bytes that can be read from or written to by an application, and they can exist only in storages.

stream object: An **object** in a **compound file** that is analogous to a **file system file**. The **parent object** of a **stream object** must be a **storage object** or the **root storage object**.

Stream object: A Server object that is used to read and write large string and binary properties.

unallocated free sector: An empty **sector** that can be allocated to hold data.

Unicode: A character encoding standard developed by the Unicode Consortium that represents almost all of the written languages of the world. The **Unicode** standard [UNICODE5.0.0/2007] provides three forms (UTF-8, UTF-16, and UTF-32) and seven schemes (UTF-8, UTF-16, UTF-16 BE, UTF-16 LE, UTF-32, UTF-32 LE, and UTF-32 BE).

user-defined data: The main stream portion of a **stream object**.

UTF-16: A standard for encoding Unicode characters, defined in the Unicode standard, in which the most commonly used characters are defined as double-byte characters. Unless specified otherwise, this term refers to the UTF-16 encoding form specified in [UNICODE5.0.0/2007] section 3.9.

MAY, SHOULD, MUST, SHOULD NOT, MUST NOT: These terms (in all caps) are used as defined in [RFC2119]. All statements of optional behavior use either MAY, SHOULD, or SHOULD NOT.

1.2 References

Links to a document in the Microsoft Open Specifications library point to the correct section in the most recently published version of the referenced document. However, because individual documents in the library are not updated at the same time, the section numbers in the documents may not match. You can confirm the correct section numbering by checking the Errata.

1.2.1 Normative References

We conduct frequent surveys of the normative references to assure their continued availability. If you have any issue with finding a normative reference, please contact dochelp@microsoft.com. We will assist you in finding the relevant information.

[MS-DTYP] Microsoft Corporation, "Windows Data Types".

[RFC2119] Bradner, S., "Key words for use in RFCs to Indicate Requirement Levels", BCP 14, RFC 2119, March 1997, <http://www.rfc-editor.org/rfc/rfc2119.txt>

[UNICODE3.0.1] The Unicode Consortium, "Unicode Default Case Conversion Algorithm 3.0.1", August 2001, <http://www.unicode.org/Public/3.1-Update1/CaseFolding-4.txt>

[UNICODE5.0.0] The Unicode Consortium, "Unicode Default Case Conversion Algorithm 5.0.0", March 2006, <http://www.unicode.org/Public/5.0.0/ucd/CaseFolding.txt>

1.2.2 Informative References

[MS-OLEDS] Microsoft Corporation, "Object Linking and Embedding (OLE) Data Structures".

[MS-OLEPS] Microsoft Corporation, "Object Linking and Embedding (OLE) Property Set Data Structures".

[MSDN-SS] Microsoft Corporation, "Structured Storage", <http://msdn.microsoft.com/en-us/library/aa380369.aspx>

[MSDN-STGMC] Microsoft Corporation, "STGM Constants", <http://msdn.microsoft.com/en-us/library/aa380337.aspx>

1.3 Overview

A **compound file** is a structure that is used to store a hierarchy of **storage objects** and **stream objects** into a single file or memory buffer.

A storage object is analogous to a **file system directory**. Just as a directory can contain other directories and files, a storage object can contain other storage objects and stream objects. Also like a directory, a storage object tracks the locations and sizes of the child storage object and stream objects that are nested beneath it.

A stream object is analogous to the traditional notion of a file. Like a file, a **stream** contains **user-defined data** that is stored as a consecutive sequence of bytes.

The hierarchy is defined by a **parent object/child object** relationship. **Stream objects** cannot contain child objects. Storage objects can contain stream objects and/or other storage objects, each of which has a name that uniquely identifies it among the child objects of its parent storage object.

The **root storage object** has no parent object. The root storage object also has no name. Because names are used to identify child objects, a name for the root storage object is unnecessary and the file format does not provide a representation for it.

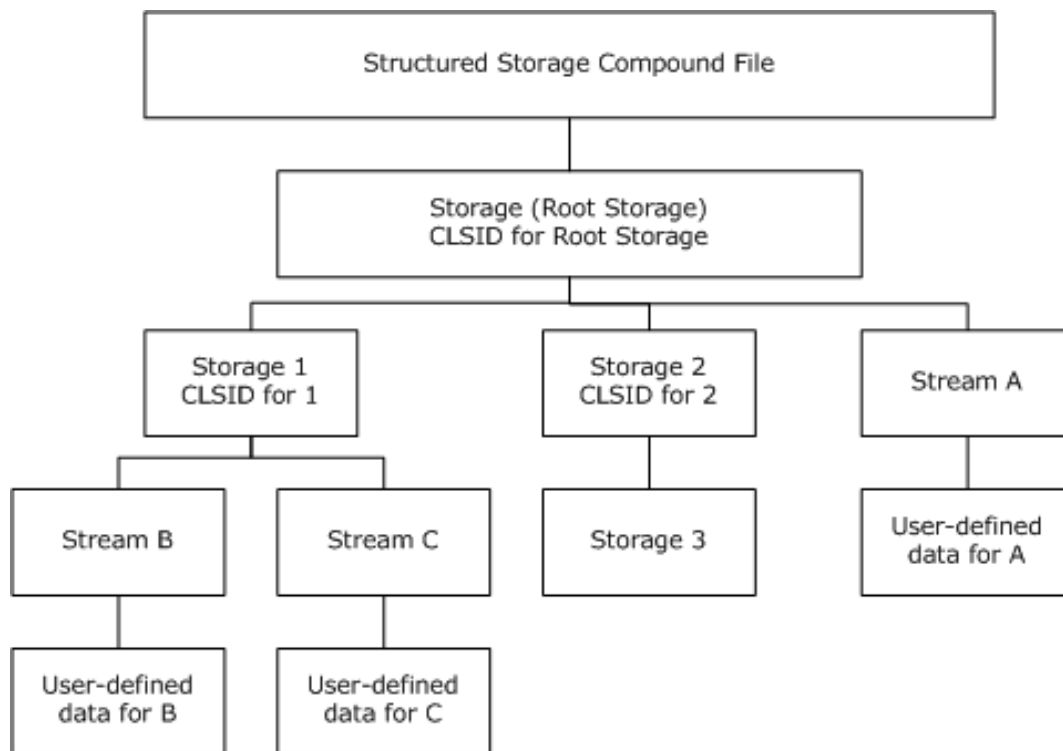


Figure 3: Example of a structured storage compound file

A compound file consists of the root storage object with optional child storage objects and stream objects in a nested hierarchy. Stream objects can contain user-defined data that is stored as an array of bytes. Storage objects can contain an **object class GUID** that is called a class identifier (**CLSID**), which can identify an **application** that can read/write stream objects under that storage object.

The benefits of compound files include the following:

- Because the compound file implementation provides a file system-like abstraction within a file, independent of the details of the underlying file system, compound files can be accessed by different applications on different platform operating systems. The compound file can be a generic container file format that holds data for multiple applications.
- Because the separate objects in a compound file are saved in a standard format, any browser utility that is reading the standard format can list the storage objects and stream objects in the compound file, even though data within a particular **object** can be in a proprietary format.
- Standardized data structures exist for writing certain types of stream objects--for example, summary information property sets (for more information about property sets, see [MS-OLEPS]). Applications can read these stream objects by using parsers for these data structures, even when the rest of the stream objects cannot be understood.

The compound file implementation constructs a level of indirection by supporting a file system within a file. A single flat file requires a large contiguous sequence of bytes on the disk. By contrast, compound files define how to treat a single file as a structured collection of storage objects and stream objects that act as file system directories and files, respectively.

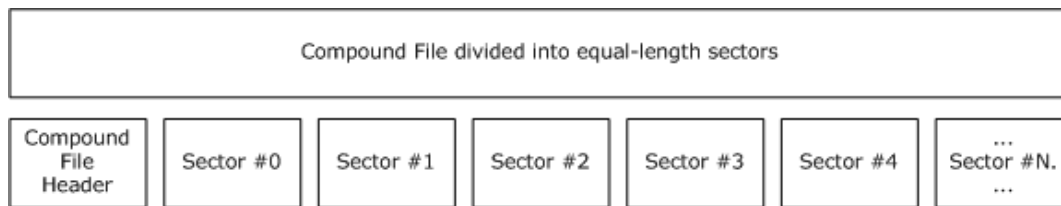


Figure 4: Example of a compound file showing equal-length sector divisions

A compound file is divided into equal-length **sectors**. The first sector contains the compound file header. Subsequent sectors are identified by a 32-bit nonnegative integer number, called the sector number.

A group of sectors can form a **sector chain**, which is a linked list of sectors forming a logical byte array, even though the sectors can be in non-consecutive locations in the compound file. For example, the following figure shows two sector chains. A sector chain starts at sector #0, continues to sector #2, and ends at sector #4. Another sector chain starts at sector #1 and ends at sector #3.

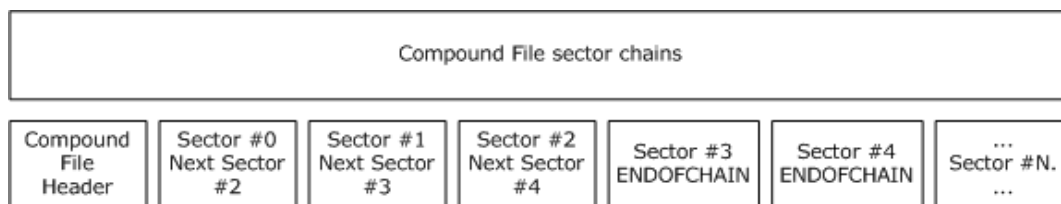


Figure 5: Example of a compound file sector chain

A sector can be unallocated or free, in which case it is not part of a sector chain. A **sector number** is used for the following purposes:

1. A sector number is used to identify the file offset of that sector in a compound file.
2. In a sector chain, a sector number is used to identify the next sector in the chain.
3. Special sector numbers are used to represent chain termination and free sectors.

1.4 Relationship to Protocols and Other Structures

[MS-DTYP], "Windows Data Types", Revision 3.0, September 2007, MS-DTYP-v1.02.doc

The compound file internal structures use the following Windows data types:

- FILETIME for **storage** timestamps
- GUID for **storage objects object class ID**
- ULONGLONG for **stream** sizes
- DWORD for **sector numbers** and various size fields
- USHORT for **header** and directory fields
- BYTE for header and directory fields
- WCHAR for storage and stream names

[MS-OLEPS] Microsoft OLE Property Set Data Structures

OLE property sets are a standard set of stream formats that are typically implemented as compound file **stream objects**. Most **applications** that save their data in compound files also write out summary information property set data in the OLE property sets stream formats.

[MS-OLEDS] Microsoft OLE Data Structures

OLE linking and embedding streams and storages are used to contain data that is used by outside applications that implement the OLE interfaces and APIs.

[UNICODE3.0.1] The Unicode Consortium, "Unicode Default Case Conversion Algorithm", Version 3.0.1, August 2001, <http://www.unicode.org/Public/3.1-Update1/CaseFolding-4.txt>

[UNICODE5.0.0] The Unicode Consortium, "Unicode Default Case Conversion Algorithm", Version 5.0.0, March 2006, <http://www.unicode.org/Public/5.0.0/ucd/CaseFolding.txt>

The **Unicode** Default Case Conversion Algorithm, simple case conversion variant, is used to compare storage object and stream object names.

1.5 Applicability Statement

This protocol structure is recommended for persisting objects in a random access file system or random access memory system.

This protocol is not recommended for real-time streaming, progressive rendering, or open-ended data protocols where the size of streams is unknown when the compound file is transmitted. The known size of all structures within a compound file needs to be specified when the compound file is transmitted or retrieved.

1.6 Versioning and Localization

This document covers versioning issues in the following areas:

- **Structure Versions:** There are two versions of the compound file structure, version 3 and version 4. These versions are defined in section 2.2. In a version 4 compound file, all features of version 3 need to be implemented.

Implementations need to return an error when encountering a higher version than supported. For example, if only a version 3 compound file is supported, the implementation needs to return an error if a version 4 compound file is being opened.
- **Localization:** There is no localization-dependent structure content in the compound file structure. In the implementation, all **Unicode** character comparisons need to be locale-invariant and all timestamps need to be stored in the Coordinated Universal Time (**UTC**) time zone.

1.7 Vendor-Extensible Fields

A compound file does not contain any vendor-extensible fields. However, a compound file does contain ways to store **user-defined data** in **storage objects** and **stream objects**. The vendor can store vendor-specific data in user-defined data.

2 Structures

This document references commonly used data types as defined in [MS-DTYP].

Unless otherwise qualified, instances of **GUID** in this section refer to [MS-DTYP] section 2.3.4.

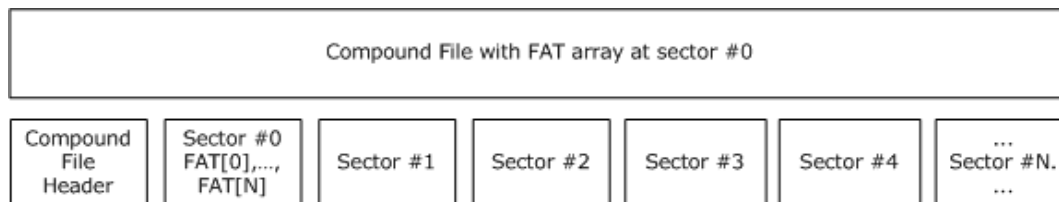


Figure 6: Sectors of a compound file with FAT array at sector #0

The main structure that is used to manage **sector** allocation and **sector chains** is the **file allocation table (FAT)**. The FAT contains an array of 32-bit **sector numbers**, where the index represents a sector number, and its value represents the next sector in the chain or a special value.

- FAT[0] contains sector #0's next sector in the chain.
- FAT[1] contains sector #1's next sector in the chain.
- ...
- FAT[N] contains sector #N's next sector in the chain.

This allows a compound file to contain many sector chains in a single file. Many compound file structures, including **user-defined data**, are implemented as sector chains that are represented in the FAT.

Even the FAT array itself is represented as a sector chain. The sector chain holds both internal and user-defined data streams. Because the FAT array is stored in a sector chain, the double-indirect file allocation table (**DIFAT**) array is used to find the FAT sector locations. Each DIFAT array entry contains a 32-bit sector number.

- DIFAT[0] contains FAT sector #0's location.
- DIFAT[1] contains FAT sector #1's location.
- ...
- DIFAT[N] contains FAT sector #N's location.

Because space for streams is always allocated in **sector-sized** blocks, storing objects that are much smaller than the normal sector size (either 512 bytes or 4,096 bytes) can cause considerable waste. As a solution to this problem, the concept of the **mini FAT** is introduced.




Figure 7: Mini sectors of a mini stream

The mini FAT is structurally equivalent to the FAT, but it is used in a different way. The sector size for objects that are represented in mini FAT is 64 bytes, instead of the 512 bytes or 4,096 bytes for normal sectors. The space for these objects comes from a special **stream** that is called the **mini stream**. The mini stream is an internal **stream object** that is divided into equal-length mini sectors. Each mini FAT array entry contains a 32-bit sector number for the mini stream, not the file.

- MiniFAT[0] contains mini stream sector #0's next sector in the chain.
- MiniFAT[1] contains mini stream sector #1's next sector in the chain.
- ...
- MiniFAT[N] contains mini stream sector #N's next sector in the chain.

Stream objects that have a user-defined data length less than a cutoff (4,096 bytes) are allocated with the mini FAT from the mini stream. Larger stream objects are allocated with the FAT from **unallocated free sectors** in the file.

The names of all **storage objects** and stream objects, along with other **object** metadata like stream size and **storage CLSIDs**, are found in the **directory entry** array. The space for the directory entry array is allocated with the FAT like other sector chains.

- DirectoryEntry[0] contains information about the **root storage object**.
- DirectoryEntry[1] contains information about a storage object, stream object, or unallocated object.
- ...
- DirectoryEntry[N] contains information about a storage object, stream object, or unallocated object.




Figure 8: Entries of a directory entry array

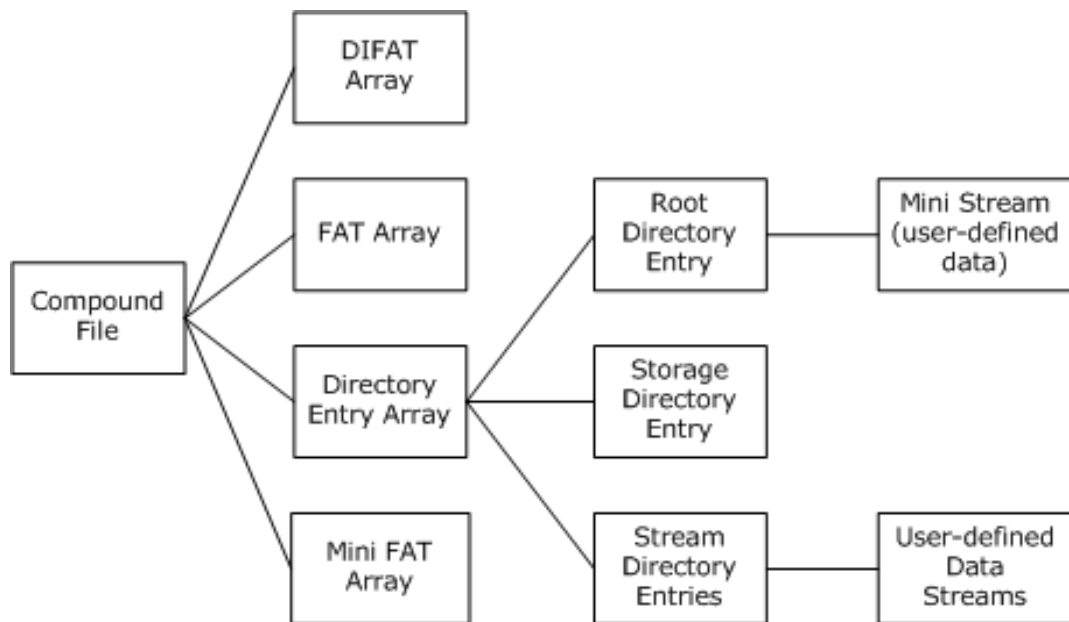


Figure 9: Summary of compound file internal streams and connections to user-defined data streams

This diagram summarizes the compound file main internal streams and how they are linked to user-defined data streams. The DIFAT, FAT, mini FAT, directory entry arrays, and mini stream are internal streams, whereas the user-defined data streams link directly to their stream objects.

In a compound file, all integer fields, including **Unicode** characters that are encoded in **UTF-16**, **MUST** be stored in **little-endian** byte order. The only exception is in user-defined data streams, where the compound file structure does not impose any restrictions.

2.1 Compound File Sector Numbers and Types

Each **sector**, except for the header, is identified by a nonnegative, 32-bit **sector number**. The following sector numbers above 0xFFFFFFFF are reserved and **MUST NOT** be used to identify the location of a sector in a compound file.

Sector name	Integer value	Description
REGSECT	0x00000000 - 0xFFFFFFFF9	Regular sector number.
MAXREGSECT	0xFFFFFFFFA	Maximum regular sector number.
Not applicable	0xFFFFFFFFB	Reserved for future use.
DIFSECT	0xFFFFFFFFC	Specifies a DIFAT sector in the FAT .
FATSECT	0xFFFFFFFFD	Specifies a FAT sector in the FAT .
ENDOFCHAIN	0xFFFFFFFFE	End of a linked chain of sectors.
FREESECT	0xFFFFFFFFF	Specifies an unallocated sector in the FAT , Mini FAT , or DIFAT .

The following list contains the types of sectors that are allowed in a compound file. Their structures are described in sections 2.2 through 2.8.

Sector type	Array entry length	Purpose
Header	Not applicable	A single sector with fields that are needed to read the other structures of the compound file. This sector must be at file offset 0.
FAT	4 bytes	Main allocator of space within the compound file.
DIFAT	4 bytes	Used to locate FAT sectors in the compound file.
Mini FAT	4 bytes	Allocator for mini stream user-defined data .
Directory	128 bytes	Contains storage object and stream object metadata.
User-defined Data	Not applicable	User-defined data for stream objects.
Range Lock	Not applicable	A single sector that is used to manage concurrent access to the compound file. This sector must cover file offset 0x7FFFFFFF.
Unallocated Free	Not applicable	Empty space in the compound file.

Compound file sectors can contain unallocated free space, user-defined data for stream objects, directory sectors containing **directory entries**, FAT sectors containing the FAT entries, DIFAT sectors containing the DIFAT entries, and mini FAT sectors containing the mini FAT entries. Compound file sectors can be located at any sector-sized offset in the file, with the exception of the header and range lock sector.

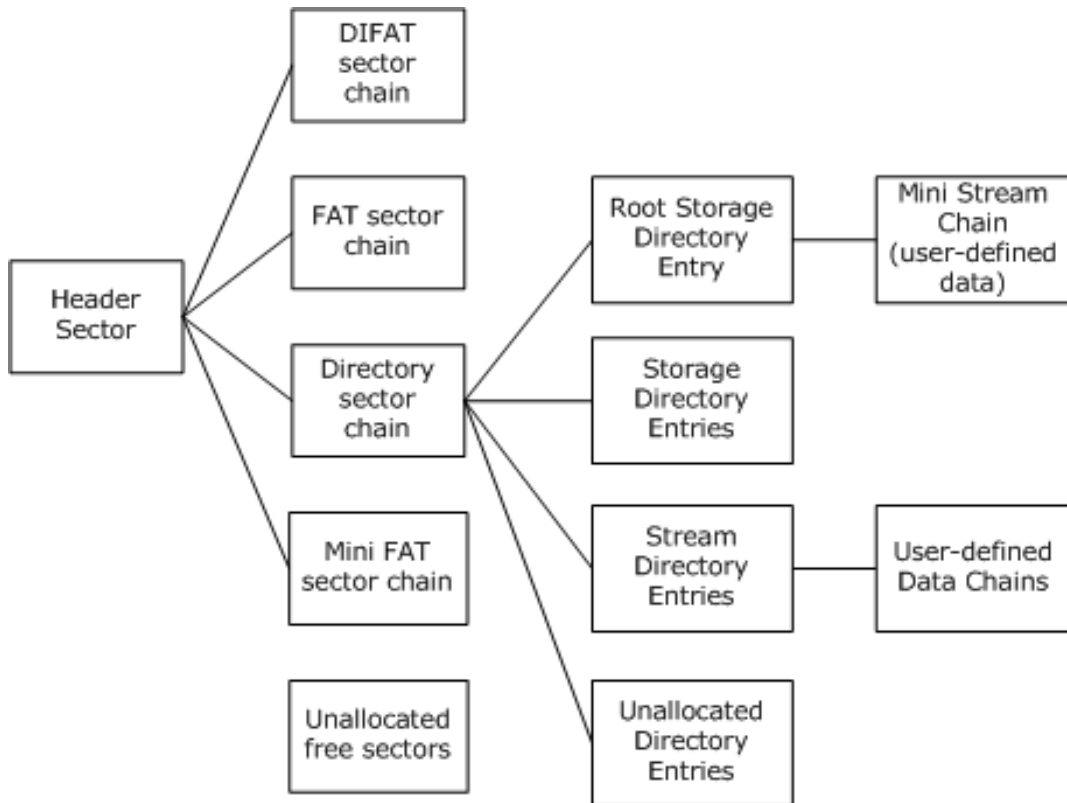


Figure 10: Example of the hierarchy of compound file sectors

All the sector types are eventually linked back to the header sector, except for the range lock sector and **unallocated free sectors**. Unallocated free sectors are marked in the FAT as FREESECT (0xFFFFFFFF). Unallocated free sectors can be in the middle of the file, and they can be created by extending the file size and allocating additional FAT sectors to cover the increased length. The range lock sector is identified by a fixed file offset (0x7FFFFFFF) in the compound file.

In a compound file, all **sector chains** MUST contain valid sector numbers, less than or equal to MAXREGSECT (0xFFFFFFFF). In a sector chain, the last sector's next pointer MUST be ENDOFCHAIN (0xFFFFFFFF). All sectors in a sector chain MUST NOT be part of any other sector chain in the same file. A sector chain MUST NOT link to a sector appearing earlier in the same chain, which would result in a cycle. Finally, the actual sector count MUST match the size that is specified for a sector chain.

2.2 Compound File Header

The **Compound File Header** structure MUST be at the beginning of the file (offset 0).

0	1	2	3	4	5	6	7	8	9	10	11	12	13	14	15	16	17	18	19	20	21	22	23	24	25	26	27	28	29	30	31
Header Signature																															
...																															
Header CLSID (16 bytes)																															
...																															
...																															
Minor Version																Major Version															
Byte Order																Sector Shift															
Mini Sector Shift																Reserved															
...																															
Number of Directory Sectors																															
Number of FAT Sectors																															
First Directory Sector Location																															
Transaction Signature Number																															
Mini Stream Cutoff Size																															
First Mini FAT Sector Location																															
Number of Mini FAT Sectors																															
First DIFAT Sector Location																															

Number of DIFAT Sectors
DIFAT (436 bytes)
...
...

Header Signature (8 bytes): Identification signature for the compound file structure, and MUST be set to the value 0xD0, 0xCF, 0x11, 0xE0, 0xA1, 0xB1, 0x1A, 0xE1.

Header CLSID (16 bytes): Reserved and unused class ID that MUST be set to all zeroes (CLSID_NULL).

Minor Version (2 bytes): Version number for nonbreaking changes. This field SHOULD be set to 0x003E if the major version field is either 0x0003 or 0x0004.

Value	Meaning
0x003E	If major version field is either 0x0003 or 0x0004.

Major Version (2 bytes): Version number for breaking changes. This field MUST be set to either 0x0003 (version 3) or 0x0004 (version 4).

Name	Value
version 3	0x0003
version 4	0x0004

Byte Order (2 bytes): This field MUST be set to 0xFFFFE. This field is a byte order mark for all integer fields, specifying **little-endian** byte order.

Sector Shift (2 bytes): This field MUST be set to 0x0009, or 0x000c, depending on the Major Version field. This field specifies the **sector size** of the compound file as a power of 2.

- If Major Version is 3, the Sector Shift MUST be 0x0009, specifying a sector size of 512 bytes.
- If Major Version is 4, the Sector Shift MUST be 0x000C, specifying a sector size of 4096 bytes.

Value	Meaning
Major Version 3 0x0009	If Major Version is 3, the Sector Shift MUST be 0x0009, specifying a sector size of 512 bytes.
Major Version 4 0x000C	If Major Version is 4, the Sector Shift MUST be 0x000C, specifying a sector size of 4,096 bytes.

Mini Sector Shift (2 bytes): This field MUST be set to 0x0006. This field specifies the sector size of the Mini Stream as a power of 2. The sector size of the Mini Stream MUST be 64 bytes.

Reserved (6 bytes): This field MUST be set to all zeroes.

Number of Directory Sectors (4 bytes): This integer field contains the count of the number of directory sectors in the compound file.

- If Major Version is 3, the Number of Directory Sectors MUST be zero. This field is not supported for version 3 compound files.

Value	Meaning
0x00000000	If Major Version is 3, the Number of Directory Sectors MUST be zero.

Number of FAT Sectors (4 bytes): This integer field contains the count of the number of FAT sectors in the compound file.

First Directory Sector Location (4 bytes): This integer field contains the starting sector number for the **directory stream**.

Transaction Signature Number (4 bytes): This integer field MAY contain a sequence number that is incremented every time the compound file is saved by an implementation that supports file transactions. This is the field that MUST be set to all zeroes if file transactions are not implemented.<1>

Mini Stream Cutoff Size (4 bytes): This integer field MUST be set to 0x00001000. This field specifies the maximum size of a user-defined data **stream** that is allocated from the **mini FAT** and mini stream, and that cutoff is 4,096 bytes. Any user-defined data stream that is greater than or equal to this cutoff size must be allocated as normal sectors from the **FAT**.

First Mini FAT Sector Location (4 bytes): This integer field contains the starting sector number for the mini FAT.

Number of Mini FAT Sectors (4 bytes): This integer field contains the count of the number of mini FAT sectors in the compound file.

First DIFAT Sector Location (4 bytes): This integer field contains the starting sector number for the **DIFAT**.

Number of DIFAT Sectors (4 bytes): This integer field contains the count of the number of DIFAT sectors in the compound file.

DIFAT (436 bytes): This array of 32-bit integer fields contains the first 109 FAT sector locations of the compound file.

- For version 4 compound files, the header size (512 bytes) is less than the sector size (4,096 bytes), so the remaining part of the header (3,584 bytes) MUST be filled with all zeroes.

0	1	2	3	4	5	6	7	8	9	10	11	12	13	14	15	16	17	18	19	20	21	22	23	24	25	26	27	28	29	30	31
DIFAT[0]																															
DIFAT[1]																															
... DIFAT[N] (variable)																															
DIFAT[107]																															
DIFAT[108]																															

2.3 Compound File FAT Sectors

The **FAT** is the main allocator for space within a compound file. Every **sector** in the file is represented within the FAT in some fashion, including those sectors that are unallocated (free). The FAT is a **sector chain** that is made up of one or more FAT sectors.

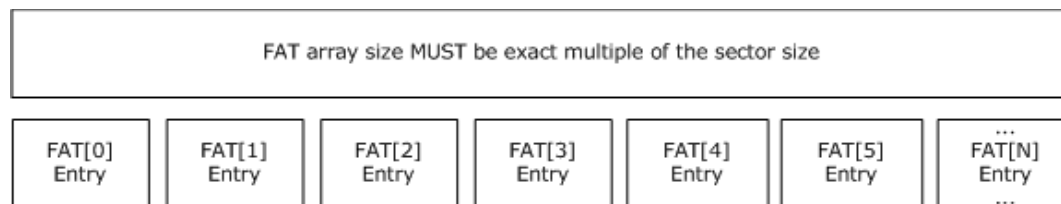


Figure 11: Sectors of a FAT array

The FAT is an array of **sector numbers** that represent the allocation of space within the file, grouped into FAT sectors. Each stream is represented in the FAT by a sector chain, in much the same fashion as a FAT file system.

The set of FAT sectors can be considered together as a single array. Each entry in that array contains the sector number of the next sector in the chain, and this sector number can be used as an index into the FAT array to continue along the chain.

Special values are reserved for chain terminators (ENDOFCHAIN = 0xFFFFFFFFE), free sectors (FREESECT = 0xFFFFFFFF), and sectors that contain **storage** for FAT sectors (FATSECT = 0xFFFFFFFFD) or DIFAT Sectors (DIFSECT = 0xFFFFFFFFC), which are not chained in the same way as the others.

The locations of FAT sectors are read from the **DIFAT**. The FAT is represented in itself, but not by a chain. A special reserved sector number (FATSECT = 0xFFFFFFFFD) is used to mark sectors that are allocated to the FAT.

A sector number can be converted into a byte offset into the file by using the following formula: (sector number + 1) x **Sector Size**. This implies that sector #0 of the file begins at byte offset **Sector Size**, not at 0.

The detailed FAT sector structure is specified below.

0	1	2	3	4	5	6	7	8	9	10	11	12	13	14	15	16	17	18	19	20	21	22	23	24	25	26	27	28	29	30	31
Next Sector in Chain (variable)																															
...																															

Next Sector in Chain (variable): This field specifies the next sector number in a chain of sectors.

- If Header **Major Version** is 3, there MUST be 128 fields specified to fill a 512-byte sector.
- If Header **Major Version** is 4, there MUST be 1,024 fields specified to fill a 4,096-byte sector.

The last FAT sector can have more entries that span past the actual size of the compound file. In this case, the entries that cover past end-of-file MUST be marked with FREESECT (0xFFFFFFFF). The size of a compound file is determined by the index of the last non-free FAT array entry. If the last FAT sector contains an entry FAT[N] != FREESECT (0xFFFFFFFF), the file size MUST be at least (N + 1) x (**Sector Size**) bytes in length.

Value	Meaning
DIFSECT 0xFFFFFFFFC	DIFAT Sectors (DIFSECT = 0xFFFFFFFFC), which are not chained in the same way as the others.
FATSECT 0xFFFFFFFFD	Sectors that contain storage for FAT sectors (FATSECT = 0xFFFFFFFFD).
ENDOFCHAIN 0xFFFFFFFFE	Chain terminators (ENDOFCHAIN = 0xFFFFFFFFE).
FREESECT 0xFFFFFFFFF	Free sectors (FREESECT = 0xFFFFFFFFF).

2.4 Compound File Mini FAT Sectors

The **mini FAT** is used to allocate space in the **mini stream**. The mini stream is divided into smaller, equal-length **sectors**, and the **sector size** that is used for the mini stream is specified from the Compound File Header (64 bytes).

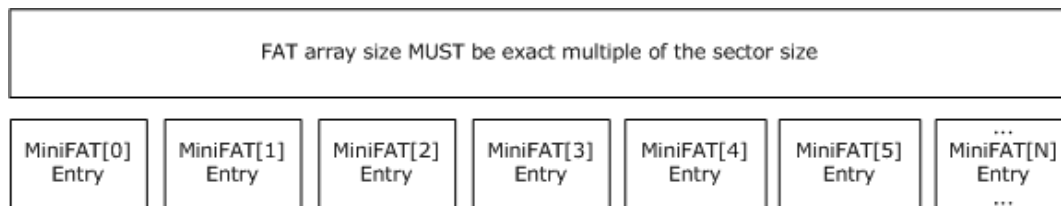


Figure 12: Sectors of a mini FAT array

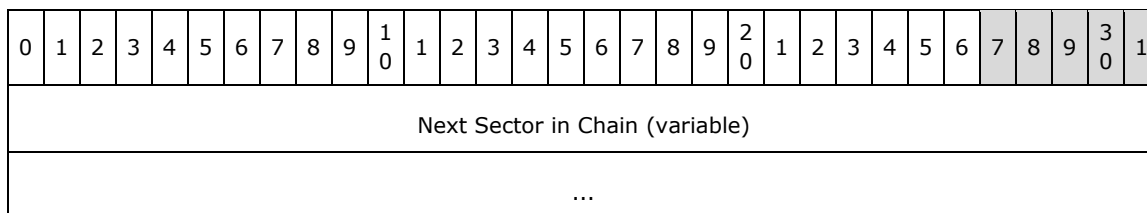
The locations for mini FAT sectors are stored in a standard chain in the **FAT**, with the beginning of the chain stored in the header (location of the first mini FAT starting sector).

A mini FAT sector number can be converted into a byte offset into the mini stream by using the following formula: **sector number** x 64 bytes. This formula is different from the formula that is used to convert a sector number into a byte offset in the file, because no header is stored in the mini stream.

The mini stream is chained within the FAT in exactly the same fashion as any normal stream. The mini stream's starting sector is referenced in the first **directory entry** (root storage stream ID 0).

If all of the user streams in the file are greater than the cutoff of 4,096 bytes, the mini FAT and mini stream are not required. In this case, the location of the header's first mini FAT starting sector can be set to ENDOFCHAIN, and the location of the root directory entry's starting sector can be set to ENDOFCHAIN.

The detailed mini FAT sector structure is specified below.



Next Sector in Chain (variable): This field specifies the next sector number in a chain of sectors.

- If header Major Version is 3, there MUST be 128 fields specified to fill a 512-byte sector.
- If Header Major Version is 4, there MUST be 1,024 fields specified to fill a 4,096-byte sector.

Value	Meaning
ENDOFCHAIN 0xFFFFFFFF	Chain terminators (ENDOFCHAIN = 0xFFFFFFFF).

2.5 Compound File DIFAT Sectors

The **DIFAT** array is used to represent **storage** of the FAT sectors. The DIFAT is represented by an array of 32-bit **sector numbers**. The DIFAT array is stored both in the header and in DIFAT sectors. In the header, the DIFAT array occupies 109 entries, and in each DIFAT sector, the DIFAT array occupies the entire **sector** minus 4 bytes. (The last field is for chaining the DIFAT sector chain.)

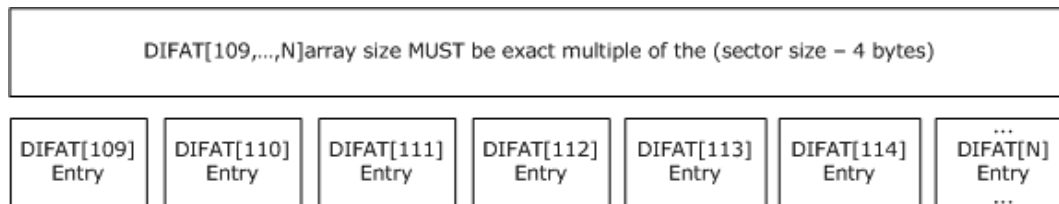


Figure 13: Sectors of a DIFAT array

The DIFAT sectors are linked together by the last field in each DIFAT sector. As an optimization, the first 109 FAT sectors are represented within the header itself. No DIFAT sectors are needed in a compound file that is smaller than 6.875 megabytes (MB) for a 512-byte sector compound file (6.875 MB = (1 header sector + 109 FAT sectors x 128 non-empty entries) x 512 bytes per sector).

The DIFAT represents the FAT sectors in a different manner than the **FAT** represents a **sector chain**. A particular index, n , into the DIFAT array will contain the sector number of the $(n+1)$ th FAT sector. For instance, index #3 in the DIFAT contains the sector number for the fourth FAT sector, because the DIFAT array starts with index #0.

The storage for DIFAT sectors is reserved with the FAT, but it is not chained there. Space for DIFAT sectors is marked by a special sector number, DIFSECT (0xFFFFFFFFC).

The location of the first DIFAT sector is stored in the header.

A special value of ENDOFCHAIN (0xFFFFFFFF) is stored in the "Next DIFAT Sector Location" field of the last DIFAT sector, or in the header when no DIFAT sectors are needed.

The detailed DIFAT sector structure is specified below.

0	1	2	3	4	5	6	7	8	9	10	1	2	3	4	5	6	7	8	9	20	1	2	3	4	5	6	7	8	9	30	1
FAT Sector Location (variable)																															
...																															

Next DIFAT Sector Location

FAT Sector Location (variable): This field specifies the FAT sector number in a DIFAT.

- If Header Major Version is 3, there MUST be 127 fields specified to fill a 512-byte sector minus the "Next DIFAT Sector Location" field.
- If Header Major Version is 4, there MUST be 1,023 fields specified to fill a 4,096-byte sector minus the "Next DIFAT Sector Location" field.

Next DIFAT Sector Location (4 bytes): This field specifies the next sector number in the DIFAT chain of sectors. The first DIFAT sector is specified in the Header. The last DIFAT sector MUST set this field to ENDOFCHAIN (0xFFFFFFFF).

Name	Value
ENDOFCHAIN	0xFFFFFFFF

2.6 Compound File Directory Sectors

The **directory entry** array is a structure that is used to contain information about the stream and **storage objects** in a **compound file**, and to maintain a tree-style containment structure. The directory entry array is allocated as a standard chain of directory sectors within the **FAT**. Each directory entry is identified by a nonnegative number that is called the stream ID. The first sector of the directory sector chain MUST contain the root **storage** directory entry as the first directory entry at stream ID 0.

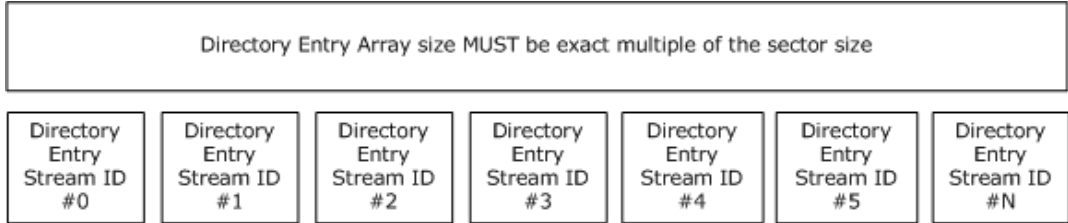


Figure 14: Sectors of a directory entry array

2.6.1 Compound File Directory Entry

The **directory entry** array is an array of directory entries that are grouped into a directory sector. Each **storage object** or **stream object** within a **compound file** is represented by a single directory entry. The space for the directory sectors that are holding the array is allocated from the **FAT**.

The valid values for a stream ID, which are used in the **Child ID**, **Right Sibling ID**, and **Left Sibling ID** fields, are 0 through MAXREGSID (0xFFFFFFFF). The special value NOSTREAM (0xFFFFFFFF) is used as a terminator.

Stream ID name	Integer value	Description
REGSID	0x00000000 through 0xFFFFFFFF9	Regular stream ID to identify the directory entry.
MAXREGSID	0xFFFFFFFFA	Maximum regular stream ID.

Stream ID name	Integer value	Description
NOSTREAM	0xFFFFFFFF	Terminator or empty pointer.

The directory entry size is fixed at 128 bytes. The name in the directory entry is limited to 32 **Unicode UTF-16** code points, including the required Unicode terminating null character.

Directory entries are grouped into blocks to form directory sectors. There are four directory entries in a 512-byte directory sector (version 3 compound file), and there are 32 directory entries in a 4,096-byte directory sector (version 4 compound file). The number of directory entries can exceed the number of storage objects and stream objects due to unallocated directory entries.

The detailed Directory Entry structure is specified below.

0	1	2	3	4	5	6	7	8	9	10	11	12	13	14	15	16	17	18	19	20	21	22	23	24	25	26	27	28	29	30	31
Directory Entry Name (64 bytes)																															
...																															
...																															
Directory Entry Name Length																Object Type								Color Flag							
Left Sibling ID																															
Right Sibling ID																															
Child ID																															
CLSID (16 bytes)																															
...																															
...																															
State Bits																															
Creation Time																															
...																															
Modified Time																															
...																															
Starting Sector Location																															
Stream Size																															
...																															

Directory Entry Name (64 bytes): This field MUST contain a Unicode string for the **storage** or stream name encoded in UTF-16. The name MUST be terminated with a UTF-16 terminating null character. Thus, storage and stream names are limited to 32 UTF-16 code points, including the terminating null character. When locating an **object** in the compound file except for the root storage, the directory entry name is compared by using a special case-insensitive uppercase mapping, described in Red-Black Tree. The following characters are illegal and MUST NOT be part of the name: '/', '\', ':', '!'.

Directory Entry Name Length (2 bytes): This field MUST match the length of the Directory Entry Name Unicode string in bytes. The length MUST be a multiple of 2 and include the terminating null character in the count. This length MUST NOT exceed 64, the maximum size of the Directory Entry Name field.

Object Type (1 byte): This field MUST be 0x00, 0x01, 0x02, or 0x05, depending on the actual type of object. All other values are not valid.

Name	Value
Unknown or unallocated	0x00
Storage Object	0x01
Stream Object	0x02
Root Storage Object	0x05

Color Flag (1 byte): This field MUST be 0x00 (red) or 0x01 (black). All other values are not valid.

Name	Value
red	0x00
black	0x01

Left Sibling ID (4 bytes): This field contains the stream ID of the left sibling. If there is no left sibling, the field MUST be set to NOSTREAM (0xFFFFFFFF).

Value	Meaning
REGSID 0x00000000 — 0xFFFFFFFF9	Regular stream ID to identify the directory entry.
MAXREGSID 0xFFFFFFFFFA	Maximum regular stream ID.
NOSTREAM 0xFFFFFFFFFF	If there is no left sibling.

Right Sibling ID (4 bytes): This field contains the stream ID of the right sibling. If there is no right sibling, the field MUST be set to NOSTREAM (0xFFFFFFFF).

Value	Meaning
REGSID 0x00000000 — 0xFFFFFFFF9	Regular stream ID to identify the directory entry.
MAXREGSID 0xFFFFFFFFFA	Maximum regular stream ID.

Value	Meaning
NOSTREAM 0xFFFFFFFF	If there is no right sibling.

Child ID (4 bytes): This field contains the stream ID of a **child object**. If there is no child object, including all entries for stream objects, the field MUST be set to NOSTREAM (0xFFFFFFFF).

Value	Meaning
REGSID 0x00000000 — 0xFFFFFFFF9	Regular stream ID to identify the directory entry.
MAXREGSID 0xFFFFFFFFFA	Maximum regular stream ID.
NOSTREAM 0xFFFFFFFF	If there is no child object.

CLSID (16 bytes): This field contains an object class **GUID**, if this entry is for a storage object or root storage. If no object class GUID is set on this object, the field MUST be set to all zeroes. In For a stream object, this field MUST be set to all zeroes. If a value containing all zeroes in a storage or root storage directory entry is valid, and indicates that no object class is associated with the storage. If an implementation of the file format enables applications to create storage objects without explicitly setting an object class GUID, it MUST write all zeroes by default. If this value is not NULL all zeroes, the **object class** GUID can be used as a parameter to start applications.

Value	Meaning
0x00000000000000000000000000000000	<u>If no</u> No object class GUID is set on this object associated with the storage.

State Bits (4 bytes): This field contains the user-defined flags if this entry is for a storage object or root storage object. If no state bits are set on the For a stream object, this field MUST SHOULD be set to all zeroes because many implementations provide no way for applications to retrieve state bits from a stream object. If an implementation of the file format enables applications to create storage objects without explicitly setting state bits, it MUST write all zeroes by default.

Value	Meaning
0x00000000	<u>If</u> Default value when no state bits are explicitly set on the object.

Creation Time (8 bytes): This field contains the **creation time** for a storage object, or all zeroes to indicate that the creation time of the storage object was not recorded. The Windows FILETIME structure is used to represent this field in **UTC**. If no creation time is set on the For a stream object, this field MUST be all zeroes. For a root storage object, this field MUST be all zeroes, and the creation time is retrieved or set on the compound file itself.

Value	Meaning
0x0000000000000000	<u>If no</u> No creation time is set on was recorded for the object or for a root storage object.

Modified Time (8 bytes): This field contains the **modification time** for a storage object, or all zeroes to indicate that the modified time of the storage object was not recorded. The Windows FILETIME structure is used to represent this field in UTC. If no modified time is set on the For a

stream object, this field MUST be all zeroes. For a root storage object, this field MUSTMAY<2> be set to all zeroes, and the modified time is retrieved or set on the compound file itself.

Value	Meaning
0x0000000000000000	If no No modified time is set on was recorded for the object or the object is a root storage object.

Starting Sector Location (4 bytes): This field contains the first **sector** location if this is a stream object. For a root storage object, this field MUST contain the first sector of the **mini stream**, if the mini stream exists. For a storage object, this field MUST be set to all zeroes.

Stream Size (8 bytes): This 64-bit integer field contains the size of the **user-defined data**, if this is a stream object. For a root storage object, this field contains the size of the mini stream. For a storage object, this field MUST be set to all zeroes.

- For a version 3 compound file 512-byte **sector size**, the value of this field MUST be less than or equal to 0x80000000. (Equivalently, this requirement can be stated: the size of a stream or of the mini stream in a version 3 compound file MUST be less than or equal to 2 gigabytes (GB).) Note that as a consequence of this requirement, the most significant 32 bits of this field MUST be zero in a version 3 compound file. However, implementers should be aware that some older implementations did not initialize the most significant 32 bits of this field, and these bits might therefore be nonzero in files that are otherwise valid version 3 compound files. Although this document does not normatively specify parser behavior, it is recommended that parsers ignore the most significant 32 bits of this field in version 3 compound files, treating it as if its value were zero, unless there is a specific reason to do otherwise (for example, a parser whose purpose is to verify the correctness of a compound file).

2.6.2 Root Directory Entry

The first entry in the first **sector** of the **directory** chain (also referred to as the first element of the directory array, or stream ID #0) is known as the root **directory entry**, and it is reserved for two purposes. First, it provides a root parent for all objects that are stationed at the root of the compound file. Second, its function is overloaded to store the size and starting sector for the **mini stream**.

The root directory entry behaves as both a stream and a **storage object**. The root directory entry's Name field MUST contain the null-terminated string "**Root Entry**" in **Unicode UTF-16**.

The **object class GUID (CLSID)** that is stored in the root directory entry can be used for COM activation of the document's **application**.

The time stamps for the root storage are not maintained in the root directory entry. Rather, the root storage's creation and **modification time** stamps are normally stored on the file itself in the **file system**.

The **Creation Time** ~~and Modified Time~~ fields in the root storage directory entry MUST be all zeroes. The Modified Time field in the root storage directory entry MAY be all zeroes.

2.6.3 Other Directory Entries

Directory entries other than the root storage directory entry are marked as either **stream objects**, **storage objects**, or unallocated objects.

~~Storage objects MAY have~~The **CLSID**, **state bits**, **creation time**, modified time, and Child **Stream-ID** values ~~are meaningful in directory entries for storage objects but not for~~ **Stream objects** ~~MUST set these values to zero.~~

~~Stream objects MAY have valid~~The Starting Sector Location and Stream Size values, ~~whereas these fields are set to zero~~meaningful in directory entries for stream objects but not for storage objects (except as noted for the root directory entry).

To determine the file location of actual stream data from a stream directory entry, it is necessary to determine whether the stream exists as normal sectors allocated in the **FAT** or as mini sectors (from the mini stream) allocated in the **mini FAT**. Streams whose size is less than the **Mini SectorStream Cutoff Size** value (typically 4,096 bytes) for the file exist in the mini stream. The Starting Sector Location is used as an index into the mini FAT (which starts at mini FAT Starting Location) to track the chain of **sectors** through the mini stream. Streams whose size is greater than or equal to the **Mini SectorStream Cutoff Size** value for the file exist as standard streams. Their Starting Sector Location value is used as an index into the standard FAT, which describes the chain of full sectors containing their data.

For 512-byte sectors, the **Stream Size** upper 32-bits field **MUST** be set to zero when the **compound file** is written. However, the high DWORD of this field was not initialized in older implementations, so current implementations **MUST** accept uninitialized high DWORD for the **Stream Size** field. For version 4 compound files that support a 4,096-byte **sector size**, the **Stream Size** must be a full 64-bit integer stream size.

Free (unused) directory entries are marked with Object Type 0x0 (unknown or unallocated). The entire directory entry must consist of all zeroes except for the child, right sibling, and left sibling pointers, which must be initialized to NOSTREAM (0xFFFFFFFF).

2.6.4 Red-Black Tree

Each set of sibling objects in one level of the containment hierarchy (all **child objects** under a **storage object**) is represented as a red-black tree. The **parent object** of this set of siblings will have a pointer to the top of this tree.

A red-black tree is a special type of binary search tree where each node has a color attribute of red or black. It allows efficient searching in the list of child objects under a storage object. The constraints on a red-black tree allow the binary tree to be roughly balanced, so that insertion, deletion, and searching operations are efficient.

To be valid, the red-black tree **MUST** maintain the following constraints:

1. The **root storage object** **MUST** always be black. Because the root **directory** does not have siblings, its color is irrelevant and can therefore be either red or black.
2. Two consecutive nodes **MUST NOT** both be red.
3. The left sibling **MUST** always be less than the right sibling. This sorting relationship is defined as follows:
 - A node that has a shorter name is less than a node that has a longer name. (Compare the length of the names from the **Directory Entry Name Length** field.)
 - For nodes that have the same name length from **Directory Entry Name Length**, iterate through each **UTF-16** code point, one at a time, from the beginning of the **Unicode** string.
 - For each UTF-16 code point, convert to uppercase by using the Unicode Default Case Conversion Algorithm, simple case conversion variant (simple case foldings), with the following notes.<3>Compare each uppcased UTF-16 code point binary value.
 - Unicode surrogate characters are never uppcased, because they are represented by two UTF-16 code points, while the sorting relationship uppcases a single UTF-16 code point at a time.

- Lowercase characters that are defined in a newer, later version of the Unicode standard can be uppercased by an implementation that conforms to that later Unicode standard.

The simplest implementation of the preceding invariants would be to mark every node as black, in which case the tree is simply a binary tree. However, keeping the red-black tree balanced will typically result in better read performance.

All sibling objects within a storage object (all immediate child objects in one level of the hierarchy) MUST have unique names in the **Directory Entry Name** field, where uniqueness is determined by the sorting relationship.

2.7 Compound File User-Defined Data Sectors

Stream **sectors** are simply collections of arbitrary bytes. They are the building blocks of **user-defined data** streams, and no restrictions are imposed on their contents. User-defined data sectors are represented as chains in the **FAT** or **mini FAT**, and each chain MUST have a single **directory entry** associated with it to hold its **stream object** metadata, such as its name and size.

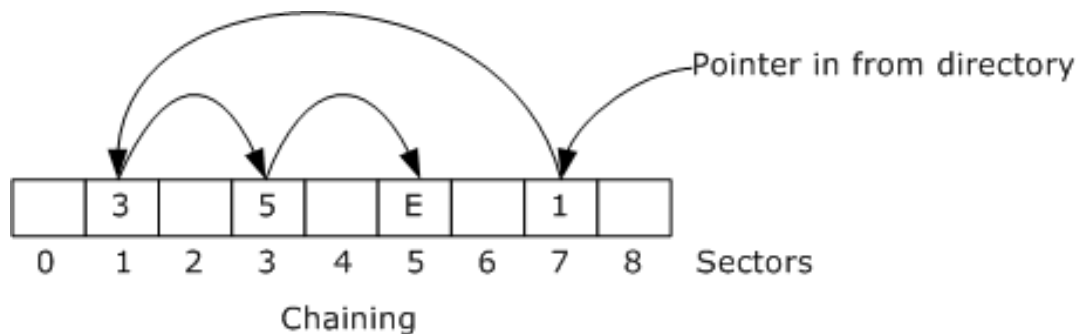


Figure 15: Example of a user-defined data sector chain

In the preceding example with sector #0 through sector #8 shown, a user-defined data **sector chain** starts at sector #7, continues to sector #1, continues to sector #3, and ends with sector #5. The next sector location for sector #5 points to ENDOFCHAIN (0xFFFFFFFF).

To hold all of the user-defined data, the length of the user-defined data sector chain MUST be greater than or equal to the **stream size** that is specified in the stream object's directory entry. The unused portion of the last sector of a stream object's user-defined data SHOULD be filled with zeroes to avoid leaking unintended information.

2.8 Compound File Range Lock Sector

The range lock **sector** is the sector that covers file offsets 0x7FFFFFF0-0x7FFFFFFF in the file, which are just before 2 GB. These offsets are reserved for byte-range locking to support concurrency, transactions, and other compound file features. The range lock sector MUST be allocated in the **FAT** and marked with ENDOFCHAIN (0xFFFFFFFF), when the compound file grows beyond 2 GB. Because 512-byte compound files are limited to 2 GB in size [for compatibility reasons](#), these files do not need a range lock sector allocated. If the compound file is greater than 2 GB and then shrinks to below 2 GB, the range lock sector SHOULD be marked as FREESECT (0xFFFFFFFF) in the FAT.

The range lock sector MUST NOT contain any **user-defined data**. The **header**, **FAT**, **DIFAT**, **mini FAT**, and **directory** chains MUST NOT point to the range lock sector location.

2.9 Compound File Size Limits

The minimum size of a compound file is one **header**, one **FAT** sector, and one **directory** sector, which is three **sectors** total. Therefore, a compound file MUST be at least three sectors in length.

A 512-byte sector compound file MUST be no greater than 2 GB in size for compatibility reasons. This means that every stream, including the **directory entry** array and **mini stream**, inside a 512-byte sector compound file MUST be less than 2 GB in size.

4,096-byte sector compound files can have 64-bit file and **user-defined data** stream **sizes**, up to slightly less than 16 terabytes (4,096 bytes/sector x MAXREGSECT (0xFFFFFFFF) sectors).

The maximum number of directory entries (**storage objects** and **stream objects**) is MAXREGSID (0xFFFFFFFF), roughly 4 billion. This corresponds to a maximum directory sector chain length of slightly less than 512 GB for a 4,096-byte sector compound file. [\(See section 2.6.1 for details about directory-entry size and directory-sector composition.\)](#)

The maximum number of directory entries (storage objects, stream objects, and unallocated **objects**) in a 512-byte sector compound file is limited by the 2-GB file size, resulting in 0x00FFFFFF (slightly less than 16 million) directory entries.

The maximum size of the mini stream is MAXREGSECT (0xFFFFFFFF) x 64 bytes, which is slightly less than 256 GB. The maximum size of the mini stream in a 512-byte sector compound file is limited by the 2-GB file size.

3 Structure Examples

This section contains a hexadecimal dump of a structured storage compound file to clarify the binary file format. This compound file consists of the header sector plus five **sectors** that are numbered as sector #0 through sector #4. The following example is a version 3 compound file that has a sector size of 512 bytes.

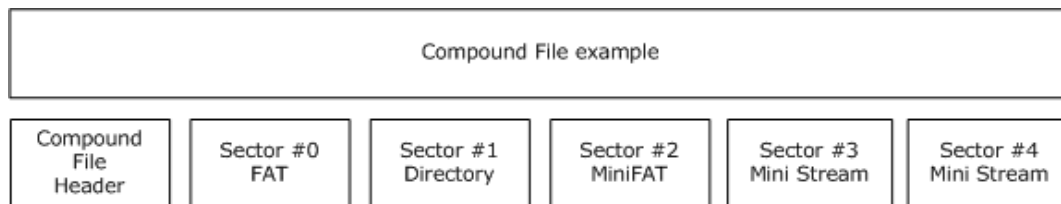


Figure 16: Example of a compound file

3.1 The Header

Byte offset	Field name	Field value
0x0000	Header Signature	0xE11AB1A1E011CFD0
0x0008	Header CLSID	0x00000000000000000000000000000000 (null)
0x0018	Minor Version	0x003E
0x001A	Major Version	0x0003
0x001C	Byte Order	0xFFFE
0x001E	Sector Size	0x0009 (512 bytes per sector)
0x0020	Mini Stream Sector Size	0x0006 (64 bytes per Mini Stream sector)
0x0022	Reserved	0x0000 0x00000000
0x0028	Number of directory Sector	0x00000000 (not used for version 3)
0x002C	Number of FAT sectors	0x00000001 (1 FAT sector)
0x0030	Directory Starting Sector Location	0x00000001 (sector #1 for Directory)
0x0034	Transaction Signature	0x00000000 (not used)
0x0038	Mini Stream Size Cutoff	0x00001000 (4,096 bytes)
0x003C	Mini FAT Starting Sector Location	0x00000002 (sector #2 for Mini FAT)
0x0040	Number of Mini FAT sectors	0x00000001 (1 Mini FAT sector)
0x0044	DIFAT Start Sector Location	0xFFFFFFFF (ENDOFCHAIN)
0x0048	Number of DIFAT Sectors	0x00000000 (no DIFAT , less than 7 MB)
0x004C	DIFAT[0]	0x00000000 (sector #0 for FAT)
0x0050	DIFAT[1] through DIFAT[108]	0xFFFFFFFF (FREESECT) (free FAT sectors)

000000: D0CF 11E0 A1B1 1AE1 0000 0000 0000 0000

000010: 0000 0000 0000 0000 3E00 0300 FEFF 0900;.....

```

000020: 0600 0000 0000 0000 0000 0000 0100 0000 .....
000030: 0100 0000 0000 0000 0010 0000 0200 0000 .....
000040: 0100 0000 FFFF FFFF 0000 0000 0000 0000 .....
000050: FFFF FFFF FFFF FFFF FFFF FFFF FFFF FFFF .....
000060: FFFF FFFF FFFF FFFF FFFF FFFF FFFF FFFF .....
000070: FFFF FFFF FFFF FFFF FFFF FFFF FFFF FFFF .....
000080: FFFF FFFF FFFF FFFF FFFF FFFF FFFF FFFF .....
000090: FFFF FFFF FFFF FFFF FFFF FFFF FFFF FFFF .....
0000A0: FFFF FFFF FFFF FFFF FFFF FFFF FFFF FFFF .....
0000B0: FFFF FFFF FFFF FFFF FFFF FFFF FFFF FFFF .....
0000C0: FFFF FFFF FFFF FFFF FFFF FFFF FFFF FFFF .....
0000D0: FFFF FFFF FFFF FFFF FFFF FFFF FFFF FFFF .....
0000E0: FFFF FFFF FFFF FFFF FFFF FFFF FFFF FFFF .....
0000F0: FFFF FFFF FFFF FFFF FFFF FFFF FFFF FFFF .....
000100: FFFF FFFF FFFF FFFF FFFF FFFF FFFF FFFF .....
000110: FFFF FFFF FFFF FFFF FFFF FFFF FFFF FFFF .....
000120: FFFF FFFF FFFF FFFF FFFF FFFF FFFF FFFF .....
000130: FFFF FFFF FFFF FFFF FFFF FFFF FFFF FFFF .....
000140: FFFF FFFF FFFF FFFF FFFF FFFF FFFF FFFF .....
000150: FFFF FFFF FFFF FFFF FFFF FFFF FFFF FFFF .....
000160: FFFF FFFF FFFF FFFF FFFF FFFF FFFF FFFF .....
000170: FFFF FFFF FFFF FFFF FFFF FFFF FFFF FFFF .....
000180: FFFF FFFF FFFF FFFF FFFF FFFF FFFF FFFF .....
000190: FFFF FFFF FFFF FFFF FFFF FFFF FFFF FFFF .....
0001A0: FFFF FFFF FFFF FFFF FFFF FFFF FFFF FFFF .....
0001B0: FFFF FFFF FFFF FFFF FFFF FFFF FFFF FFFF .....
0001C0: FFFF FFFF FFFF FFFF FFFF FFFF FFFF FFFF .....
0001D0: FFFF FFFF FFFF FFFF FFFF FFFF FFFF FFFF .....
0001E0: FFFF FFFF FFFF FFFF FFFF FFFF FFFF FFFF .....
0001F0: FFFF FFFF FFFF FFFF FFFF FFFF FFFF FFFF .....

```

3.2 Sector #0: FAT Sector

This **sector** is the first and only FAT sector in the file, with five non-empty entries.

FAT[Sector #0]: 0xFFFFFFFF = FATSECT: marks this sector as a FAT sector.

FAT[Sector #1]: 0xFFFFFFFF = ENDOFCHAIN: marks the end of the **directory** chain.

FAT[Sector #2]: 0xFFFFFFFF = ENDOFCHAIN: marks the end of the mini FAT chain.

FAT[Sector #3]: 0x00000004 = pointer to the next sector in the "Stream 1" data.

FAT[Sector #4]: 0xFFFFFFFF = ENDOFCHAIN: marks the end of the "Stream 1" stream data.

FAT[Sector #5 through #127] 0xFFFFFFFF = FREESECT: empty **unallocated free sectors**.

Byte offset	Field name	Field value
0x0200	Next Sector in Chain	0xFFFFFFFF (FAT sector)
0x0204	Next Sector in Chain	0xFFFFFFFF (end of chain)
0x0208	Next Sector in Chain	0xFFFFFFFF (end of chain)
0x020C	Next Sector in Chain	0x00000004
0x0210	Next Sector in Chain	0xFFFFFFFF (end of chain)
0x0214	Next Sector in Chain	0xFFFFFFFF (empty)

```

000200: FDFE FFFF FEFF FFFF FEFF FFFF 0400 0000 .....
000210: FEFF FFFF FFFF FFFF FFFF FFFF FFFF FFFF .....
000220: FFFF FFFF FFFF FFFF FFFF FFFF FFFF FFFF .....
000230: FFFF FFFF FFFF FFFF FFFF FFFF FFFF FFFF .....

```



```

000240: FFFF FFFF FFFF FFFF FFFF FFFF FFFF FFFF .....
000250: FFFF FFFF FFFF FFFF FFFF FFFF FFFF FFFF .....
000260: FFFF FFFF FFFF FFFF FFFF FFFF FFFF FFFF .....
000270: FFFF FFFF FFFF FFFF FFFF FFFF FFFF FFFF .....
000280: FFFF FFFF FFFF FFFF FFFF FFFF FFFF FFFF .....
000290: FFFF FFFF FFFF FFFF FFFF FFFF FFFF FFFF .....
0002A0: FFFF FFFF FFFF FFFF FFFF FFFF FFFF FFFF .....
0002B0: FFFF FFFF FFFF FFFF FFFF FFFF FFFF FFFF .....
0002C0: FFFF FFFF FFFF FFFF FFFF FFFF FFFF FFFF .....
0002D0: FFFF FFFF FFFF FFFF FFFF FFFF FFFF FFFF .....
0002E0: FFFF FFFF FFFF FFFF FFFF FFFF FFFF FFFF .....
0002F0: FFFF FFFF FFFF FFFF FFFF FFFF FFFF FFFF .....
000300: FFFF FFFF FFFF FFFF FFFF FFFF FFFF FFFF .....
000310: FFFF FFFF FFFF FFFF FFFF FFFF FFFF FFFF .....
000320: FFFF FFFF FFFF FFFF FFFF FFFF FFFF FFFF .....
000330: FFFF FFFF FFFF FFFF FFFF FFFF FFFF FFFF .....
000340: FFFF FFFF FFFF FFFF FFFF FFFF FFFF FFFF .....
000350: FFFF FFFF FFFF FFFF FFFF FFFF FFFF FFFF .....
000360: FFFF FFFF FFFF FFFF FFFF FFFF FFFF FFFF .....
000370: FFFF FFFF FFFF FFFF FFFF FFFF FFFF FFFF .....
000260: FFFF FFFF FFFF FFFF FFFF FFFF FFFF FFFF .....
000380: FFFF FFFF FFFF FFFF FFFF FFFF FFFF FFFF .....
000390: FFFF FFFF FFFF FFFF FFFF FFFF FFFF FFFF .....
0003A0: FFFF FFFF FFFF FFFF FFFF FFFF FFFF FFFF .....
0003B0: FFFF FFFF FFFF FFFF FFFF FFFF FFFF FFFF .....
0003C0: FFFF FFFF FFFF FFFF FFFF FFFF FFFF FFFF .....
0003D0: FFFF FFFF FFFF FFFF FFFF FFFF FFFF FFFF .....
0003E0: FFFF FFFF FFFF FFFF FFFF FFFF FFFF FFFF .....
0003F0: FFFF FFFF FFFF FFFF FFFF FFFF FFFF FFFF .....

```

3.3 Sector #1: Directory Sector

This is the first and only directory sector in the file. This directory sector consists of four directory entries.

Stream ID 0: Root Storage Name = "Root Entry" (section 2.6.2)

Stream ID 1: Storage Name = "Storage 1" (section 2.6.3)

Stream ID 2: Stream Name = "Stream 1" (section 2.6.3)

Stream ID 3: Unused

3.3.1 Stream ID 0: Root Directory Entry

Byte offset	Field name	Field value
0x0400	Directory Entry Name	"Root Entry" (section 2.6.2)
0x0440	Directory Entry Name Length	0x16 (22 bytes)
0x0442	Object Type	0x05 (root storage)
0x0443	Color Flag	0x01 (black)
0x0444	Left Sibling ID	0xFFFFFFFF (none)
0x0448	Right Sibling ID	0xFFFFFFFF (none)
0x044C	Child ID	0x00000001 (Stream ID 1: "Storage 1" (section 2.6.3))

Byte offset	Field name	Field value
0x0450	CLSID	0x11CEC15456616700 0xAA005385 0x5BF9A100
0x0460	State <u>FlagsBits</u>	0x00000000
0x0464	Creation Time	0x0000000000000000
0x046C	<u>ModificationModified</u> Time	<u>0x0000000000000000x01BAB44B13921E80 (11/16/1995 5:43:45 PM)</u>
0x0474	Starting Sector Location	0x00000003 (sector #3 for mini Stream)
0x0478	Stream Size	0x0000000000000240 (576 bytes)

```

000400: 5200 6F00 6F00 7400 2000 4500 6E00 7400 R.o.o.t. .E.n.t.
000410: 7200 7900 0000 0000 0000 0000 0000 0000 r.y.....
000420: 0000 0000 0000 0000 0000 0000 0000 0000 .....
000430: 0000 0000 0000 0000 0000 0000 0000 0000 .....
000440: 1600 0501 FFFF FFFF FFFF FFFF 0100 0000 .....
000450: 0067 6156 54C1 CE11 8553 00AA 00A1 F95B .gaVT....S....[
000460: 0000 0000 0000 0000 0000 0000 0000 801E 9213 .....
000470: 4BB4 BA01 0300 0000 4002 0000 0000 0000 K.....@.....

```

3.3.2 Stream ID 1: Storage 1

Byte offset	Field name	Field value
0x0480	Directory Entry Name	"Storage 1"
0x04C0	Directory Entry Name Length	0x14 (20 bytes)
0x04C2	Object Type	0x01 (storage)
0x04C3	Color Flag	0x01 (black)
0x04C4	Left Sibling ID	0xFFFFFFFF (none)
0x04C8	Right Sibling ID	0xFFFFFFFF (none)
0x04CC	Child ID	0x00000002 (Stream ID 2: "Stream 1")
0x04D0	CLSID	0x5BF9A100AA00538511CEC15456616100
0x04E0	State <u>FlagsBits</u>	0x00000000
0x04E4	Creation Time	<u>0x0000000000000000x01BAB44B12F98800 (11/16/1995 5:43:44 PM)</u>
0x04EC	<u>ModificationModified</u> Time	<u>0x0000000000000000x01BAB44B13921E80 (11/16/1995 5:43:45 PM)</u>
0x04F4	Starting Sector Location	0x00000000
0x04F8	Stream Size	0x0000000000000000 (0 bytes)

```

000480: 5300 7400 6F00 7200 6100 6700 6500 2000 S.t.o.r.a.g.e. .
000490: 3100 0000 0000 0000 0000 0000 0000 0000 1.....
0004A0: 0000 0000 0000 0000 0000 0000 0000 0000 .....
0004B0: 0000 0000 0000 0000 0000 0000 0000 0000 .....
0004C0: 1400 0101 FFFF FFFF FFFF FFFF 0200 0000 .....

```

```

0004D0: 0061 6156 54C1 CE11 8553 00AA 00A1 F95B .aaVT....S.....[
0004E0: 0000 0000 0088 F912 4BB4 BA01 801E 9213 .....K.....
0004F0: 4BB4 BA01 0000 0000 0000 0000 0000 0000 K.....

```

3.3.3 Stream ID 2: Stream 1

Byte offset	Field name	Field value
0x0500	Directory Entry Name	"Stream 1"
0x0540	Directory Entry Name Length	0x12 (18 bytes)
0x0542	Object Type	0x02 (stream)
0x0543	Color Flag	0x01 (black)
0x0544	Left Sibling ID	0xFFFFFFFF (none)
0x0548	Right Sibling ID	0xFFFFFFFF (none)
0x054C	Child ID	0xFFFFFFFF (none)
0x0550	CLSID	0x00000000000000000000000000000000 (null)
0x0560	State Flags Bits	0x00000000
0x0564	Creation Time	0x0000000000000000
0x056C	Modification Modified Time	0x0000000000000000
0x0574	Starting Sector Location	0x00000000 (sector #0 in mini FAT)
0x0578	Stream Size	0x00000000000000220 (544 bytes)

```

000500: 5300 7400 7200 6500 6100 6D00 2000 3100 S.t.r.e.a.m. .1.
000510: 0000 0000 0000 0000 0000 0000 0000 0000 .....
000520: 0000 0000 0000 0000 0000 0000 0000 0000 .....
000530: 0000 0000 0000 0000 0000 0000 0000 0000 .....
000540: 1200 0201 FFFF FFFF FFFF FFFF FFFF FFFF .....
000550: 0000 0000 0000 0000 0000 0000 0000 0000 .....
000560: 0000 0000 0000 0000 0000 0000 0000 0000 .....
000570: 0000 0000 0000 0000 2002 0000 0000 0000 .....

```

3.3.4 Stream ID 3: Unused, Free

Byte offset	Field name	Field value
0x0580	Directory Entry Name	""
0x05C0	Directory Entry Name Length	0x00 (0 bytes)
0x05C2	Object Type	0x00 (invalid)
0x05C3	Color Flag	0x00 (red)
0x05C4	Left Sibling ID	0xFFFFFFFF (none)
0x05C8	Right Sibling ID	0xFFFFFFFF (none)
0x05CC	Child ID	0xFFFFFFFF (none)
0x05D0	CLSID	0x00000000000000000000000000000000 (null)

Byte offset	Field name	Field value
0x05E0	State Flags Bits	0x00000000
0x05E4	Creation Time	0x0000000000000000
0x05EC	Modification Modified Time	0x0000000000000000
0x05F4	Starting Sector Location	0x00000000
0x05F8	Stream Size	0x0000000000000000 (0 bytes)

All fields are zeroes except for the child, right sibling, and left sibling pointers, which are set to NOSTREAM.

```

000580: 0000 0000 0000 0000 0000 0000 0000 0000 .....
000590: 0000 0000 0000 0000 0000 0000 0000 0000 .....
0005A0: 0000 0000 0000 0000 0000 0000 0000 0000 .....
0005B0: 0000 0000 0000 0000 0000 0000 0000 0000 .....
0005C0: 0000 0000 FFFF FFFF FFFF FFFF FFFF FFFF .....
0005D0: 0000 0000 0000 0000 0000 0000 0000 0000 .....
0005E0: 0000 0000 0000 0000 0000 0000 0000 0000 .....
0005F0: 0000 0000 0000 0000 0000 0000 0000 0000 .....

```

3.4 Sector #2: MiniFAT Sector

The mini FAT sector is identical to a FAT sector in structure, but instead of describing allocations for the file, the **mini FAT** describes allocations for the **mini stream**. The following is a chain of eight contiguous **sectors**.

MiniFAT[Sector #0]: 0x00000001: This sector points to the second sector of "Stream 1".

MiniFAT[Sector #1]: 0x00000002: This sector point to the third sector of "Stream 1".

MiniFAT[Sector #2]: 0x00000003: This sector points to the fourth sector of "Stream 1".

MiniFAT[Sector #3]: 0x00000004 : This sector points to the fifth sector of "Stream 1".

MiniFAT[Sector #4]: 0x00000005 : This sector points to the sixth sector of "Stream 1".

MiniFAT[Sector #5]: 0x00000006 : This sector points to the seventh sector of "Stream 1".

MiniFAT[Sector #6]: 0x00000007 : This sector points to the eighth sector of "Stream 1".

MiniFAT[Sector #7]: 0x00000008 : This sector points to the ninth sector of "Stream 1".

MiniFAT[Sector #8]: 0xFFFFFFFF = ENDOFCHAIN: marks the end of the "Stream 1" **user-defined data**.

MiniFAT[Sector #9 through #127] 0xFFFFFFFF = FREESECT: empty **unallocated free sectors**.

Byte offset	Field name	Field value
0x0600	Next Sector in Chain	0x00000001
0x0604	Next Sector in Chain	0x00000002
0x0608	Next Sector in Chain	0x00000003
0x060C	Next Sector in Chain	0x00000004

Byte offset	Field name	Field value
0x0610	Next Sector in Chain	0x00000005
0x0614	Next Sector in Chain	0x00000006
0x0618	Next Sector in Chain	0x00000007
0x061C	Next Sector in Chain	0x00000008
0x0620	Next Sector in Chain	0xFFFFFFFF (end of chain)
0x0624	Next Sector in Chain	0xFFFFFFFF (free)

```

000600: 0100 0000 0200 0000 0300 0000 0400 0000 .....
000610: 0500 0000 0600 0000 0700 0000 0800 0000 .....
000620: FFFF FFFF FFFF FFFF FFFF FFFF FFFF FFFF .....
000630: FFFF FFFF FFFF FFFF FFFF FFFF FFFF FFFF .....
000640: FFFF FFFF FFFF FFFF FFFF FFFF FFFF FFFF .....
000650: FFFF FFFF FFFF FFFF FFFF FFFF FFFF FFFF .....
000660: FFFF FFFF FFFF FFFF FFFF FFFF FFFF FFFF .....
000670: FFFF FFFF FFFF FFFF FFFF FFFF FFFF FFFF .....
000680: FFFF FFFF FFFF FFFF FFFF FFFF FFFF FFFF .....
000690: FFFF FFFF FFFF FFFF FFFF FFFF FFFF FFFF .....
0006A0: FFFF FFFF FFFF FFFF FFFF FFFF FFFF FFFF .....
0006B0: FFFF FFFF FFFF FFFF FFFF FFFF FFFF FFFF .....
0006C0: FFFF FFFF FFFF FFFF FFFF FFFF FFFF FFFF .....
0006D0: FFFF FFFF FFFF FFFF FFFF FFFF FFFF FFFF .....
0006E0: FFFF FFFF FFFF FFFF FFFF FFFF FFFF FFFF .....
0006F0: FFFF FFFF FFFF FFFF FFFF FFFF FFFF FFFF .....
000700: FFFF FFFF FFFF FFFF FFFF FFFF FFFF FFFF .....
000710: FFFF FFFF FFFF FFFF FFFF FFFF FFFF FFFF .....
000720: FFFF FFFF FFFF FFFF FFFF FFFF FFFF FFFF .....
000730: FFFF FFFF FFFF FFFF FFFF FFFF FFFF FFFF .....
000740: FFFF FFFF FFFF FFFF FFFF FFFF FFFF FFFF .....
000750: FFFF FFFF FFFF FFFF FFFF FFFF FFFF FFFF .....
000760: FFFF FFFF FFFF FFFF FFFF FFFF FFFF FFFF .....
000770: FFFF FFFF FFFF FFFF FFFF FFFF FFFF FFFF .....
000780: FFFF FFFF FFFF FFFF FFFF FFFF FFFF FFFF .....
000790: FFFF FFFF FFFF FFFF FFFF FFFF FFFF FFFF .....
0007A0: FFFF FFFF FFFF FFFF FFFF FFFF FFFF FFFF .....
0007B0: FFFF FFFF FFFF FFFF FFFF FFFF FFFF FFFF .....
0007C0: FFFF FFFF FFFF FFFF FFFF FFFF FFFF FFFF .....
0007D0: FFFF FFFF FFFF FFFF FFFF FFFF FFFF FFFF .....
0007E0: FFFF FFFF FFFF FFFF FFFF FFFF FFFF FFFF .....
0007F0: FFFF FFFF FFFF FFFF FFFF FFFF FFFF FFFF .....

```

3.5 Sector #3: Mini Stream Sector

The **mini stream** contains data for all streams whose length is less than the header's Mini Stream Cutoff Size (4,096 bytes). In this example, the mini stream contains the **user-defined data** for Stream 1. The unused portion of the **sector** is zeroed out.

```

000800: 4461 7461 2066 6F72 2073 7472 6561 6D20 Data for stream
000810: 3144 6174 6120 666F 7220 7374 7265 616D 1Data for stream
000820: 2031 4461 7461 2066 6F72 2073 7472 6561 1Data for strea
...
000A00: 7461 2066 6F72 2073 7472 6561 6D20 3144 ta for stream 1D
000A10: 6174 6120 666F 7220 7374 7265 616D 2031 ata for stream 1

```

Although the user-defined data ends at file offset 0x000A1F, the mini stream sector is filled to the end with known data, such as all zeroes, to prevent random disk or memory contents from contaminating the file on-disk.

000A20: 0000 0000 0000 0000 0000 0000 0000 0000
000A30: 0000 0000 0000 0000 0000 0000 0000 0000
000A40: 0000 0000 0000 0000 0000 0000 0000 0000
000A50: 0000 0000 0000 0000 0000 0000 0000 0000
000A60: 0000 0000 0000 0000 0000 0000 0000 0000
000A70: 0000 0000 0000 0000 0000 0000 0000 0000
000A80: 0000 0000 0000 0000 0000 0000 0000 0000
000A90: 0000 0000 0000 0000 0000 0000 0000 0000
000AA0: 0000 0000 0000 0000 0000 0000 0000 0000
000AB0: 0000 0000 0000 0000 0000 0000 0000 0000
000AC0: 0000 0000 0000 0000 0000 0000 0000 0000
000AD0: 0000 0000 0000 0000 0000 0000 0000 0000
000AE0: 0000 0000 0000 0000 0000 0000 0000 0000
000AF0: 0000 0000 0000 0000 0000 0000 0000 0000
000B00: 0000 0000 0000 0000 0000 0000 0000 0000
000B10: 0000 0000 0000 0000 0000 0000 0000 0000
000B20: 0000 0000 0000 0000 0000 0000 0000 0000
000B30: 0000 0000 0000 0000 0000 0000 0000 0000
000B40: 0000 0000 0000 0000 0000 0000 0000 0000
000B50: 0000 0000 0000 0000 0000 0000 0000 0000
000B60: 0000 0000 0000 0000 0000 0000 0000 0000
000B70: 0000 0000 0000 0000 0000 0000 0000 0000
000B80: 0000 0000 0000 0000 0000 0000 0000 0000
000B90: 0000 0000 0000 0000 0000 0000 0000 0000
000BA0: 0000 0000 0000 0000 0000 0000 0000 0000
000BB0: 0000 0000 0000 0000 0000 0000 0000 0000
000BC0: 0000 0000 0000 0000 0000 0000 0000 0000
000BD0: 0000 0000 0000 0000 0000 0000 0000 0000
000BE0: 0000 0000 0000 0000 0000 0000 0000 0000
000BF0: 0000 0000 0000 0000 0000 0000 0000 0000

4 Security Considerations

4.1 Validation and Corruption

It is recommended that implementers be aware of the technical challenges of validating the CFB format and the potential security implications of insufficient validation.

Due to the representation of **sector chains**, verifying the correctness of the **FAT sectors** of a compound file (section 2.3) requires reads from the underlying storage medium (for example, disk) with total read size linear in the total file size, as well as temporary storage (for example, RAM) linear in the total file size. Similarly, verifying the correctness of the **directory** sectors of a compound file (section 2.6) requires read size and temporary storage linear in the total number of directory entries, that is, in the total number of **stream objects** and **storage objects** in the file. The flexibility of sector allocation that is permitted by the format can increase the performance costs of validation in practice because FAT sectors, directory sectors, and so forth are often noncontiguous.

If a parser has performance requirements, such as efficient access to small portions of a large file, it might not be possible to both satisfy the performance requirements and completely validate compound files. Parser implementers might instead choose to validate only the portions of the file that are requested by an application.

Although details will vary between implementations, typical security concerns resulting from poorly designed or insufficient validation include:

- References to sector numbers whose starting offset is past the end of the file, incorrect marking of free sectors in the FAT, mismatches between stream sizes in the directory and the length of the corresponding sector chains, and multiple sector chains referencing the same sectors can potentially break the assumptions of sector allocation algorithms.
- The representations of sector chains in FAT sectors and of parent/child and sibling relationships in directory sectors make it possible for a corrupted file to represent cyclical references. Cyclical references in the FAT or directory can cause naïve parsing algorithms to get stuck in an infinite loop.
- Corruption of the red-black tree (section 2.6.4) representing the **child objects** of a storage object can break the assumptions of **directory entry** allocation algorithms. Such corruption might include improper sorting of child object names, invalid red/black marking, multiple child object trees referencing the same directory entry, and the aforementioned cyclical references.

4.2 File Security

Because a compound file is stored as a single file in the **file system**, normal file-system security mechanisms can be used to help secure the compound file. This includes read/write permissions, **access control list (ACL)**, and encryption (NTFS EFS or BitLocker) where appropriate.

4.3 Unallocated Ranges

Usually, a compound file includes ranges of bytes that are not allocated for either CFB structures or user-defined data. For instance, each stream whose length is not an exact multiple of the **sector size** requires a trailing portion of the last **sector** in the stream's **sector chain** to be unused. Implementations that fail to initialize these byte ranges to zero (as recommended in section 2.7) might unintentionally leak user data.

5 Appendix A: Product Behavior

The information in this specification is applicable to the following Microsoft products or supplemental software. References to product versions include updates to those products.

The terms "earlier" and "later", when used with a product version, refer to either all preceding versions or all subsequent versions, respectively. The term "through" refers to the inclusive range of versions. Applicable Microsoft products are listed chronologically in this section.

Windows Client releases

- Windows NT 4.0 operating system
- Windows 98 operating system
- Windows 2000 Professional operating system
- Windows Millennium Edition operating system
- Windows XP operating system
- Windows Vista operating system
- Windows 7 operating system
- Windows 8 operating system
- Windows 8.1 operating system
- Windows 10 operating system

Windows Server releases

- Windows 2000 Server operating system
- Windows Server 2003 operating system
- Windows Server 2008 operating system
- Windows Server 2008 R2 operating system
- Windows Server 2012 operating system
- Windows Server 2012 R2 operating system
- Windows Server 2016 operating system
- Windows Server operating system

Exceptions, if any, are noted in this section. If an update version, service pack or Knowledge Base (KB) number appears with a product name, the behavior changed in that update. The new behavior also applies to subsequent updates unless otherwise specified. If a product edition appears with the product version, behavior is different in that product edition.

Unless otherwise specified, any statement of optional behavior in this specification that is prescribed using the terms "SHOULD" or "SHOULD NOT" implies product behavior in accordance with the SHOULD or SHOULD NOT prescription. Unless otherwise specified, the term "MAY" implies that the product does not follow the prescription.

<1> Section 2.2: For all Windows versions except Windows 98 and Windows Millennium Edition, the Header Transaction Signature Number can be nonzero if a **compound file** is opened and saved with the **STGM_TRANSACTIONED** flag used in one of the following APIs: **StgOpenStorage**,

StgCreateDocfile, StgOpenStorageEx, StgCreateStorageEx. [For more information about this flag and the APIs, see \[MSDN-STGMC\].](#)

<2> Section 2.6.1: [When Windows sets the modified time of a root storage, it sets the modified time of the file in the file system \(as described in section 2.6.2\) and also sets the modified time in the root storage directory entry. When Windows retrieves the modified time of a root storage, it gets the modified time of the file in the file system but ignores the modified time in the root storage directory entry.](#)

<3> Section 2.6.4: For Windows XP and Windows Server 2003, the compound file implementation conforms to the **Unicode** 3.0.1 Default Case Conversion Algorithm, simple case folding [UNICODE3.0.1], with the following exceptions.

Added or subtracted from Unicode 3.0.1	Lowercase UTF-16 code point	Uppercase UTF-16 code point	Uppercase Unicode name
Subtracted	0x280	0x01A6	LATIN LETTER YR
Subtracted	0x0195	0x01F6	LATIN CAPITAL LETTER HWAIR
Subtracted	0x01BF	0x01F7	LATIN CAPITAL LETTER WYNN
Subtracted	0x01F9	0x01F8	LATIN CAPITAL LETTER N WITH GRAVE
Subtracted	0x0219	0x0218	LATIN CAPITAL LETTER S WITH COMMA BELOW
Subtracted	0x021B	0x021A	LATIN CAPITAL LETTER T WITH COMMA BELOW
Subtracted	0x021D	0x021C	LATIN CAPITAL LETTER YOGH
Subtracted	0x021F	0x021E	LATIN CAPITAL LETTER H WITH CARON
Subtracted	0x0223	0x0222	LATIN CAPITAL LETTER OU
Subtracted	0x0225	0x0224	LATIN CAPITAL LETTER Z WITH HOOK
Subtracted	0x0227	0x0226	LATIN CAPITAL LETTER A WITH DOT ABOVE
Subtracted	0x0229	0x0228	LATIN CAPITAL LETTER E WITH CEDILLA
Subtracted	0x022B	0x022A	LATIN CAPITAL LETTER O WITH DIAERESIS AND MACRON
Subtracted	0x022D	0x022C	LATIN CAPITAL LETTER O WITH TILDE AND MACRON
Subtracted	0x022F	0x022E	LATIN CAPITAL LETTER O WITH DOT ABOVE
Subtracted	0x0231	0x0230	LATIN CAPITAL LETTER O WITH DOT ABOVE AND MACRON
Subtracted	0x0233	0x0232	LATIN CAPITAL LETTER Y WITH MACRON
Subtracted	0x03DB	0x03DA	GREEK LETTER SIGMA

Added or subtracted from Unicode 3.0.1	Lowercase UTF-16 code point	Uppercase UTF-16 code point	Uppercase Unicode name
Subtracted	0x03DD	0x03DC	GREEK LETTER DIGAMMA
Subtracted	0x03DF	0x03DE	GREEK LETTER KOPPA
Subtracted	0x03E1	0x03E0	GREEK LETTER SAMPI
Subtracted	0x0450	0x0400	CYRILLIC CAPITAL LETTER IE WITH GRAVE
Subtracted	0x045D	0x040D	CYRILLIC CAPITAL LETTER I WITH GRAVE
Subtracted	0x048D	0x048C	CYRILLIC CAPITAL LETTER SEMISOFT SIGN
Subtracted	0x048F	0x048E	CYRILLIC CAPITAL LETTER ER WITH TICK
Subtracted	0x04ED	0x04EC	CYRILLIC CAPITAL LETTER E WITH DIAERESIS
Added	0x03C2	0x03A3	GREEK CAPITAL LETTER SIGMA
Subtracted	0x03C2	0x03C2	GREEK SMALL LETTER FINAL SIGMA

For Windows Vista and later and for Windows Server 2008 and later, the compound file implementation conforms to the Unicode 5.0 Default Case Conversion Algorithm, simple case folding [UNICODE5.0.0], with the following exceptions.

Added or subtracted from Unicode 5.0	Lowercase UTF-16 code point	Uppercase UTF-16 code point	Uppercase Unicode name
Added	0x023A	02C65	LATIN SMALL LETTER A WITH STROKE
Subtracted	0x023A	0x023A	LATIN CAPITAL LETTER A WITH STROKE
Added	0x2C65	0x2C65	LATIN SMALL LETTER A WITH STROKE
Subtracted	0x2C65	0x023A	LATIN CAPITAL LETTER A WITH STROKE
Added	0x023E	0x2C66	LATIN SMALL LETTER T WITH DIAGONAL STROKE
Subtracted	0x023E	0x023E	LATIN CAPITAL LETTER T WITH DIAGONAL STROKE
Added	0x2C66	0x2C66	LATIN SMALL LETTER T WITH DIAGONAL STROKE
Subtracted	0x2C66	0x023E	LATIN CAPITAL LETTER T WITH DIAGONAL STROKE
Added	0x03C2	0x03A3	GREEK CAPITAL LETTER SIGMA

Added or subtracted from Unicode 5.0	Lowercase UTF-16 code point	Uppercase UTF-16 code point	Uppercase Unicode name
Subtracted	0x03C2	0x03C2	GREEK SMALL LETTER FINAL SIGMA
Added	0x03C3	0x03A3	GREEK CAPITAL LETTER SIGMA
Subtracted	0x03C3	0x03C2	GREEK SMALL LETTER FINAL SIGMA
Added	0x1FC3	0x1FC3	GREEK SMALL LETTER ETA WITH PROSGEGRAMMENI
Subtracted	0x1FC3	0x1FCC	GREEK CAPITAL LETTER ETA WITH PROSGEGRAMMENI
Added	0x1FCC	0x1FC3	GREEK SMALL LETTER ETA WITH PROSGEGRAMMENI
Subtracted	0x1FCC	0x1FCC	GREEK CAPITAL LETTER ETA WITH PROSGEGRAMMENI
Ignored	any code point > 0xFFFF	same value (itself)	

6 Change Tracking

This section identifies changes that were made to this document since the last release. Changes are classified as Major, Minor, or None.

The revision class **Major** means that the technical content in the document was significantly revised. Major changes affect protocol interoperability or implementation. Examples of major changes are:

- A document revision that incorporates changes to interoperability requirements.
- A document revision that captures changes to protocol functionality.

The revision class **Minor** means that the meaning of the technical content was clarified. Minor changes do not affect protocol interoperability or implementation. Examples of minor changes are updates to clarify ambiguity at the sentence, paragraph, or table level.

The revision class **None** means that no new technical changes were introduced. Minor editorial and formatting changes may have been made, but the relevant technical content is identical to the last released version.

The changes made to this document are listed in the following table. For more information, please contact dochelp@microsoft.com.

Section	Description	Revision class
2.6.1 Compound File Directory Entry	8238 : Updated the definitions of Child ID, CLSID, State Bits, Creation Time, Modified Time, Starting Sector Location, and Stream Size, including a new product behavior note for Modified Time.	Major
2.6.2 Root Directory Entry	8238 : Modified processing rules for Modified Time to state that it MAY be all zeroes in the root storage directory entry.	Major
2.6.3 Other Directory Entries	8238 : Added the "state bits" value to the list of values that are meaningful in directory entries for storage objects and corrected the name of the "Child ID" value.	Major
2.6.3 Other Directory Entries	8264 : Modified the information about how to determine whether a stream exists as normal sectors allocated in the FAT or as mini sectors (from the mini stream) allocated in the mini FAT.	Major
2.9 Compound File Size Limits	8264 : Added a reference for details about directory-entry size and directory-sector composition.	Major
3.3.1 Stream ID 0: Root Directory Entry	8238 : Corrected the names for State Bits and Modified Time, and included the correct value for Modified Time.	Major
3.3.2 Stream ID 1: Storage 1	8238 : Corrected the names for State Bits and Modified Time, and included the correct values for Creation Time and Modified Time.	Major
3.3.3 Stream ID 2: Stream 1	8238 : Corrected the names for State Bits and Modified Time.	Major
3.3.4 Stream ID 3: Unused, Free	8238 : Corrected the names for State Bits and Modified Time.	Major

7 Index

A

Applicability 12

C

Change tracking 44
Common data types and fields 13
Compound file directory entry 23
Compound_File_DIFAT_Sectors packet 22
Compound_File_Directory_Entry packet 23
Compound_File_FAT_Sectors packet 20
Compound_File_Header packet 17
Compound_File_Mini_FAT_Sectors packet 21
Corruption 39

D

Data types and fields - common 13
Details
 common data types and fields 13
DIFAT sectors 22
Directory sectors
 compound file directory entry 23
 other directory entries 27
 overview 23
 red-black tree 28
 root directory entry 27

E

Examples 31
 header 31
 overview 31
 sector #0 - FAT sector 32
 Sector #0: FAT Sector 32
 sector #1 - directory sector 33
 Sector #1: Directory Sector 33
 sector #2 - MiniFAT sector 36
 Sector #2: MiniFAT Sector 36
 sector #3 - mini stream sector 37
 Sector #3: Mini Stream Sector 37
 The Header 31

F

FAT sectors 20
Fields - vendor-extensible 12
File security 39

G

Glossary 6

H

Header (section 2.2 17, section 3.1 31)

I

Informative references 9
Introduction 5

L

Localization 12

M

Mini FAT sectors 21

N

Normative references 9

O

Overview 13
Overview (synopsis) 9

P

Product behavior 40

R

Range-lock sector 29
Red-black tree 28
References 9
 informative 9
 normative 9
Relationship to protocols and other structures 11
Root directory entry 27

S

Sector #0 - FAT sector 32
Sector #0: FAT Sector example 32
Sector #1 - directory sector 33
Sector #1: Directory Sector example 33
Sector #2 - MiniFAT sector 36
Sector #2: MiniFAT Sector example 36
Sector #3 - mini stream sector 37
Sector #3: Mini Stream Sector example 37
Sector numbers and types 15
Security
 file security 39
 unallocated ranges 39
 validation and corruption 39
Security considerations
 file security 39
 validation and corruption 39
Size limits 29
Structures
 overview 13

T

The Header example 31
Tracking changes 44

U

User-defined data sectors 29

V

Validation 39
Vendor-extensible fields 12
Versioning 12