

[MC-NMF]: .NET Message Framing Protocol

Intellectual Property Rights Notice for Open Specifications Documentation

- **Technical Documentation.** Microsoft publishes Open Specifications documentation for protocols, file formats, languages, standards as well as overviews of the interaction among each of these technologies.
- **Copyrights.** This documentation is covered by Microsoft copyrights. Regardless of any other terms that are contained in the terms of use for the Microsoft website that hosts this documentation, you may make copies of it in order to develop implementations of the technologies described in the Open Specifications and may distribute portions of it in your implementations using these technologies or your documentation as necessary to properly document the implementation. You may also distribute in your implementation, with or without modification, any schema, IDL's, or code samples that are included in the documentation. This permission also applies to any documents that are referenced in the Open Specifications.
- **No Trade Secrets.** Microsoft does not claim any trade secret rights in this documentation.
- **Patents.** Microsoft has patents that may cover your implementations of the technologies described in the Open Specifications. Neither this notice nor Microsoft's delivery of the documentation grants any licenses under those or any other Microsoft patents. However, a given Open Specification may be covered by Microsoft [Open Specification Promise](#) or the [Community Promise](#). If you would prefer a written license, or if the technologies described in the Open Specifications are not covered by the Open Specifications Promise or Community Promise, as applicable, patent licenses are available by contacting iplg@microsoft.com.
- **Trademarks.** The names of companies and products contained in this documentation may be covered by trademarks or similar intellectual property rights. This notice does not grant any licenses under those rights. For a list of Microsoft trademarks, visit www.microsoft.com/trademarks.
- **Fictitious Names.** The example companies, organizations, products, domain names, email addresses, logos, people, places, and events depicted in this documentation are fictitious. No association with any real company, organization, product, domain name, email address, logo, person, place, or event is intended or should be inferred.

Reservation of Rights. All other rights are reserved, and this notice does not grant any rights other than specifically described above, whether by implication, estoppel, or otherwise.

Tools. The Open Specifications do not require the use of Microsoft programming tools or programming environments in order for you to develop an implementation. If you have access to Microsoft programming tools and environments you are free to take advantage of them. Certain Open Specifications are intended for use in conjunction with publicly available standard specifications and network programming art, and assumes that the reader either is familiar with the aforementioned material or has immediate access to it.

Revision Summary

Date	Revision History	Revision Class	Comments
08/10/2007	0.1	Major	Initial Availability
09/28/2007	0.2	Minor	Updated the technical content.
10/23/2007	0.3	Minor	Updated the technical content.
11/30/2007	0.3.1	Editorial	Revised and edited the technical content.
01/25/2008	0.3.2	Editorial	Revised and edited the technical content.
03/14/2008	0.3.3	Editorial	Revised and edited the technical content.
05/16/2008	0.3.4	Editorial	Revised and edited the technical content.
06/20/2008	0.4	Minor	Updated the technical content.
07/25/2008	0.4.1	Editorial	Revised and edited the technical content.
08/29/2008	0.4.2	Editorial	Revised and edited the technical content.
10/24/2008	0.4.3	Editorial	Revised and edited the technical content.
12/05/2008	1.0	Major	Updated and revised the technical content.
01/16/2009	1.0.1	Editorial	Revised and edited the technical content.
02/27/2009	1.0.2	Editorial	Revised and edited the technical content.
04/10/2009	1.0.3	Editorial	Revised and edited the technical content.
05/22/2009	1.1	Minor	Updated the technical content.
07/02/2009	1.1.1	Editorial	Revised and edited the technical content.
08/14/2009	1.1.2	Editorial	Revised and edited the technical content.
09/25/2009	1.2	Minor	Updated the technical content.
11/06/2009	1.2.1	Editorial	Revised and edited the technical content.
12/18/2009	1.2.2	Editorial	Revised and edited the technical content.
01/29/2010	1.3	Minor	Updated the technical content.
03/12/2010	1.4	Minor	Updated the technical content.
04/23/2010	1.5	Minor	Updated the technical content.
06/04/2010	1.6	Minor	Updated the technical content.
07/16/2010	2.0	Major	Significantly changed the technical content.

Date	Revision History	Revision Class	Comments
08/27/2010	2.0	No change	No changes to the meaning, language, or formatting of the technical content.
10/08/2010	2.0	No change	No changes to the meaning, language, or formatting of the technical content.
11/19/2010	2.0	No change	No changes to the meaning, language, or formatting of the technical content.
01/07/2011	3.0	Major	Significantly changed the technical content.
02/11/2011	3.0	No change	No changes to the meaning, language, or formatting of the technical content.
03/25/2011	3.0	No change	No changes to the meaning, language, or formatting of the technical content.
05/06/2011	3.0	No change	No changes to the meaning, language, or formatting of the technical content.
06/17/2011	4.0	Major	Significantly changed the technical content.
09/23/2011	4.0	No change	No changes to the meaning, language, or formatting of the technical content.
12/16/2011	5.0	Major	Significantly changed the technical content.
03/30/2012	5.0	No change	No changes to the meaning, language, or formatting of the technical content.
07/12/2012	5.0	No change	No changes to the meaning, language, or formatting of the technical content.
10/25/2012	6.0	Major	Significantly changed the technical content.
01/31/2013	6.0	No change	No changes to the meaning, language, or formatting of the technical content.
08/08/2013	6.0	No change	No changes to the meaning, language, or formatting of the technical content.
11/14/2013	6.0	No change	No changes to the meaning, language, or formatting of the technical content.

Contents

1 Introduction	7
1.1 Glossary	7
1.2 References	7
1.2.1 Normative References	8
1.2.2 Informative References	9
1.3 Overview	9
1.3.1 Scenarios	10
1.3.1.1 Multiple Bidirectional Message Exchange Scenario	11
1.3.1.2 Large Message Exchange Scenario	11
1.3.1.3 Offline Message Exchange Scenario	11
1.3.2 Communication Modes	12
1.3.2.1 Message Property Scope	12
1.3.2.2 Protocol Receiver Mode	12
1.3.2.3 Message Traffic Flow	12
1.3.2.4 Message Chunking	12
1.3.3 Protocol Upgrades	13
1.4 Relationship to Other Protocols	13
1.5 Prerequisites/Preconditions	13
1.6 Applicability Statement	13
1.7 Versioning and Capability Negotiation	13
1.8 Vendor-Extensible Fields	14
1.9 Standards Assignments	14
2 Messages	15
2.1 Transport	15
2.2 Message Syntax	15
2.2.1 Record Types	15
2.2.2 Record Size Encoding	15
2.2.3 Property Records	16
2.2.3.1 Version Record	17
2.2.3.2 Mode Record	17
2.2.3.3 Via Record	18
2.2.3.4 Envelope Encoding Record	18
2.2.3.4.1 Known Encoding Record	18
2.2.3.4.2 Extensible Encoding Record	19
2.2.3.5 Upgrade Request Record	20
2.2.3.6 Upgrade Response Record	21
2.2.3.7 Preamble End Record	21
2.2.3.8 Preamble Ack Record	21
2.2.3.9 End Record	22
2.2.4 Envelope Records	22
2.2.4.1 Sized Envelope Record	22
2.2.4.2 Data Chunk	23
2.2.4.3 Unsized Envelope Record	23
2.2.5 Fault Records	24
2.2.6 Preamble Message	25
3 Protocol Details	26
3.1 Common Details	26
3.1.1 Abstract Data Model	26

3.1.1.1	Initiator-Receiver Interactions	26
3.1.1.1.1	Singleton Unsized Mode	27
3.1.1.1.2	Duplex Mode	28
3.1.1.1.3	Simplex Mode	29
3.1.1.1.4	Singleton Sized Mode	29
3.1.1.1.5	Upgrades	30
3.1.1.1.6	Faults	31
3.1.1.2	Protocol Grammar	32
3.1.2	Timers	34
3.1.3	Initialization	34
3.1.4	Higher-Layer Triggered Events	34
3.1.4.1	Reading Variable-Sized Records	35
3.1.4.2	Handling Receipt of an Unexpected Record Type	35
3.1.4.3	Version Record	35
3.1.4.4	Mode Record	35
3.1.4.5	Via Record	36
3.1.4.6	Encoding Record	36
3.1.4.7	Upgrade Request Record	36
3.1.4.8	Upgrade Response Record	36
3.1.4.9	Preamble End Record	37
3.1.4.10	Preamble Ack Record	37
3.1.4.11	Sized Envelope Record	37
3.1.4.12	Unsized Envelope Record	37
3.1.4.13	End Record	37
3.1.5	Message Processing Events and Sequencing Rules	37
3.1.6	Timer Events	38
3.1.7	Other Local Events	38
3.1.7.1	Underlying Transport Session Is Closed	38
3.2	Initiator Details	38
3.2.1	Abstract Data Model	38
3.2.2	Timers	38
3.2.3	Initialization	38
3.2.4	Higher-Layer Triggered Events	38
3.2.4.1	Initialize Session	38
3.2.4.2	Send Preamble	38
3.2.4.3	Send Message	39
3.2.4.3.1	Singleton Unsized Mode	39
3.2.4.3.2	Duplex or Simplex Mode	39
3.2.4.3.3	Singleton Sized Mode	39
3.2.4.4	Receive Message	39
3.2.4.5	Send End Record	39
3.2.4.6	Session Close	39
3.2.5	Message Processing Events and Sequencing Rules	39
3.2.6	Timer Events	39
3.2.7	Other Local Events	39
3.3	Receiver Details	40
3.3.1	Abstract Data Model	40
3.3.2	Timers	40
3.3.3	Initialization	40
3.3.4	Higher-Layer Triggered Events	40
3.3.4.1	Initialize Session	40
3.3.4.2	Receive Preamble	40
3.3.4.3	Send Message	40

3.3.4.4	Receive Message	40
3.3.4.4.1	Singleton Unsized Mode	41
3.3.4.4.2	Duplex or Simplex Mode	41
3.3.4.4.3	Singleton Sized Mode	41
3.3.4.5	Send End Record	41
3.3.4.6	Session Close	41
3.3.5	Message Processing Events and Sequencing Rules	41
3.3.6	Timer Events	41
3.3.7	Other Local Events	41
4	Protocol Examples	42
4.1	Duplex Mode	42
4.1.1	Initiator Receiver: Preamble Message	42
4.1.2	Initiator Receiver: Preamble End Message	43
4.1.3	Receiver Initiator : Preamble Ack Message	43
4.1.4	Initiator Receiver: Sized Envelope Message	43
4.1.5	Receiver Initiator: Sized Envelope Message	44
4.1.6	Initiator Receiver: End Message	44
4.1.7	Receiver Initiator: End Message	44
5	Security	45
5.1	Security Considerations for Implementers	45
5.2	Index of Security Parameters	45
6	Appendix A: Product Behavior	46
7	Change Tracking	50
8	Index	51

1 Introduction

This document specifies the .NET Message Framing Protocol, which defines a mechanism for framing messages. Although primarily used for framing SOAP messages, this protocol can also be used to frame messages that use non-SOAP envelope formats. The .NET Message Framing Protocol can run over any transport, including those that do not natively support message semantics, and can provide support for sending and receiving demarcated messages.

Familiarity with SOAP and XML technologies is required for a complete understanding of this document.

Sections 1.8, 2, and 3 of this specification are normative and can contain the terms MAY, SHOULD, MUST, MUST NOT, and SHOULD NOT as defined in RFC 2119. Sections 1.5 and 1.9 are also normative but cannot contain those terms. All other sections and examples in this specification are informative.

1.1 Glossary

The following terms are defined in [\[MS-GLOS\]](#):

little-endian
.NET Framework
Unicode

The following terms are specific to this document:

endpoint: A node that sends or receives a **protocol stream**.

Envelope Record: A record that contains data, such as a SOAP message, see [\[SOAP1.1\]](#) and [\[SOAP1.2-1/2007\]](#).

Initiating Stream: The protocol stream that flows from the initiator.

initiator: The node that initiates the connection over which a **protocol stream** flows.

Property Record: A record that contains a **protocol stream property**.

protocol stream: A continuous stream of records flowing in one direction.

protocol stream property: A protocol stream characteristic that may be set by a property record and applies to subsequent records flowing with the **protocol stream**.

receiver: The node that is the receiver of the **protocol stream**.

record: A sequence of octets.

MAY, SHOULD, MUST, SHOULD NOT, MUST NOT: These terms (in all caps) are used as specified in [\[RFC2119\]](#). All statements of optional behavior use either MAY, SHOULD, or SHOULD NOT.

1.2 References

References to Microsoft Open Specifications documentation do not include a publishing year because links are to the latest version of the documents, which are updated frequently. References to other documents include a publishing year when one is available.

A reference marked "(Archived)" means that the reference document was either retired and is no longer being maintained or was replaced with a new document that provides current implementation details. We archive our documents online [[Windows Protocol](#)].

1.2.1 Normative References

We conduct frequent surveys of the normative references to assure their continued availability. If you have any issue with finding a normative reference, please contact dochelp@microsoft.com. We will assist you in finding the relevant information. Please check the archive site, <http://msdn2.microsoft.com/en-us/library/E4BD6494-06AD-4aed-9823-445E921C9624>, as an additional source.

[MC-NBFS] Microsoft Corporation, "[.NET Binary Format: SOAP Data Structure](#)".

[MC-NBFSE] Microsoft Corporation, "[.NET Binary Format: SOAP Extension](#)".

[MS-DTYP] Microsoft Corporation, "[Windows Data Types](#)".

[MS-MQMQ] Microsoft Corporation, "[Message Queuing \(MSMQ\): Data Structures](#)".

[RFC793] Postel, J., "Transmission Control Protocol", STD 7, RFC 793, September 1981, <http://www.ietf.org/rfc/rfc0793.txt>

[RFC2045] Freed, N., and Borenstein, N., "Multipurpose Internet Mail Extensions (MIME) Part One: Format of Internet Message Bodies", RFC 2045, November 1996, <http://ietf.org/rfc/rfc2045.txt>

[RFC2119] Bradner, S., "Key words for use in RFCs to Indicate Requirement Levels", BCP 14, RFC 2119, March 1997, <http://www.rfc-editor.org/rfc/rfc2119.txt>

[RFC2234] Crocker, D., and Overell, P., "Augmented BNF for Syntax Specifications: ABNF", RFC 2234, November 1997, <http://www.ietf.org/rfc/rfc2234.txt>

[RFC2279] Yergeau, F., "UTF-8, A Transformation Format of ISO10646", RFC 2279, January 1998, <http://www.ietf.org/rfc/rfc2279.txt>

[RFC2396] Berners-Lee, T., Fielding, R., and Masinter, L., "Uniform Resource Identifiers (URI): Generic Syntax", RFC 2396, August 1998, <http://www.ietf.org/rfc/rfc2396.txt>

[RFC2781] Hoffman, P., and Yergeau, F., "UTF-16, an encoding of ISO 10646", RFC 2781, February 2000, <http://www.ietf.org/rfc/rfc2781.txt>

[RFC4178] Zhu, L., Leach, P., Jaganathan, K., and Ingersoll, W., "The Simple and Protected Generic Security Service Application Program Interface (GSS-API) Negotiation Mechanism", RFC 4178, October 2005, <http://www.ietf.org/rfc/rfc4178.txt>

[RFC4346] Dierks, T., and Rescorla, E., "The Transport Layer Security (TLS) Protocol Version 1.1", RFC 4346, April 2006, <http://www.ietf.org/rfc/rfc4346.txt>

[SOAP1.1] Box, D., Ehnebuske, D., Kakivaya, G., et al., "Simple Object Access Protocol (SOAP) 1.1", May 2000, <http://www.w3.org/TR/2000/NOTE-SOAP-20000508/>

[SOAP1.2-1/2007] Gudgin, M., Hadley, M., Mendelsohn, N., et al., "SOAP Version 1.2 Part 1: Messaging Framework (Second Edition)", W3C Recommendation 27, April 2007, <http://www.w3.org/TR/2007/REC-soap12-part1-20070427/>

[SOAP-MTOM] Gudgin, M., Medelsohn, N., Nottingham, M., and Ruellan, H., "SOAP Message Transmission Optimization Mechanism", W3C Recommendation, 25 January 2005, <http://www.w3.org/TR/2005/REC-soap12-mtom-20050125/>

1.2.2 Informative References

[MS-GLOS] Microsoft Corporation, "[Windows Protocols Master Glossary](#)".

[MS-MQOD] Microsoft Corporation, "[Message Queuing Protocols Overview](#)".

[MSDN-BinaryMsgEncdngBindElmnt] Microsoft Corporation, "BinaryMessageEncodingBindingElement Class", <http://msdn.microsoft.com/en-us/library/system.servicemodel.channels.binarymessageencodingbindingelement.aspx>

[MSDN-NETMsmq] Microsoft Corporation, "NetMsmqBinding Class", <http://msdn.microsoft.com/en-us/library/system.servicemodel.netmsmqbinding.aspx>

[MSDN-NETMsmqBE] Microsoft Corporation, "MsmqTransportBindingElement Class", <http://msdn.microsoft.com/en-us/library/system.servicemodel.channels.msmqtransportbindingelement.aspx>

[MSDN-NETNamedPipe] Microsoft Corporation, "NetNamedPipeBinding Class", <http://msdn.microsoft.com/en-us/library/system.servicemodel.netnamedpipebinding.aspx>

[MSDN-NETNamedPipeBE] Microsoft Corporation, "NamedPipeTransportBindingElement Class", <http://msdn.microsoft.com/en-us/library/system.servicemodel.channels.namedpipetransportbindingelement.aspx>

[MSDN-NETTcp] Microsoft Corporation, "NetTcpBinding Class", <http://msdn.microsoft.com/en-us/library/system.servicemodel.nettcpbinding.aspx>

[MSDN-NETTcpBE] Microsoft Corporation, "TcpTransportBindingElement Class", <http://msdn.microsoft.com/en-us/library/system.servicemodel.channels.tcptransportbindingelement.aspx>

[MSDN-WCF] Microsoft Corporation, "Windows Communication Foundation", <http://msdn.microsoft.com/en-us/library/ms735119.aspx>

[MSDN-WSCHBIND] Microsoft Corporation, "WS_CHANNEL_BINDING enumeration", [http://msdn.microsoft.com/en-us/library/dd401780\(VS.85\).aspx](http://msdn.microsoft.com/en-us/library/dd401780(VS.85).aspx)

[MSDN-WSSECBIND] Microsoft Corporation, "WS_SECURITY_BINDING structure", [http://msdn.microsoft.com/en-us/library/dd323380\(VS.85\).aspx](http://msdn.microsoft.com/en-us/library/dd323380(VS.85).aspx)

[MSDN-WSTCPSSPI] Microsoft Corporation, "WS_TCP_SSPI_TRANSPORT_SECURITY_BINDING structure", [http://msdn.microsoft.com/en-us/library/dd323466\(VS.85\).aspx](http://msdn.microsoft.com/en-us/library/dd323466(VS.85).aspx)

1.3 Overview

The .NET Message Framing Protocol defines a format for framing messages, including SOAP messages. Consider a scenario in which two SOAP nodes are interacting and exchanging SOAP messages. The transport used for communication may not inherently support the notion of messages. For example, if the underlying transport is TCP, it provides a byte stream, and the **receiver** needs to have additional parsing logic to be able to extract a SOAP message from this stream.

This protocol intends to meet the following requirements:

- Supports extensibility for different message-encoding formats.
- Provides delimiters for a message.
- Has capability to skip past a message that is not well formed. If the message frames are well formed but the embedded content is malformed, the protocol provides a means of skipping over all such message frames.
- Supports extensible upgrades of the underlying transport stream.

The basic idea is to first notify the recipient of the message properties (metadata), including what version of the framing protocol is being used, who the message is meant for, and what encoding algorithm is used to encode the message content; and then to send a number of message frames that conform to those properties. The recipient, based on the message properties, is able to extract the messages from the transport stream and deliver them to the appropriate **endpoint**.

The message properties are typically controlled by the Protocol Configuration Object (PCO). The PCO determines the following aspects of a specified instance of the protocol:

- The transport to be used.
- The version of the .NET Message Framing Protocol being used.
- The mode of communication, which is explained in sections [1.3.2](#) and [2.2.3.2](#).
- The Via, which is a Uniform Resource Identifier (URI) that identifies the endpoint for which the messages are intended.
- The encoding format being used for the messages. The different encoding schemes are covered in section [2.2.3.4](#).
- The chunk size. If the mode supports chunking, this determines the maximum size of a chunk.
- The implementation-defined maximum supported sizes for messages and **record** types. [<1>](#)

1.3.1 Scenarios

This section describes scenarios that capture the various message exchange patterns between SOAP nodes. These scenarios help to define the communication modes that are covered in the next section and that the protocol needs to support.

The scenarios describe a sales organization that has several salespersons; some are in the head office and some offsite. They are interacting with the customers and preparing purchase orders that need to be sent to a central server as SOAP messages. The purchase orders can also be retrieved from the server, again as SOAP messages. The Asynchronous Message Relay is a mechanism that is used to queue up messages when the salesperson is offline and then relay the messages after connectivity is established. One such mechanism is Microsoft Message Queuing, as described in [\[MS-MQOD\]](#).

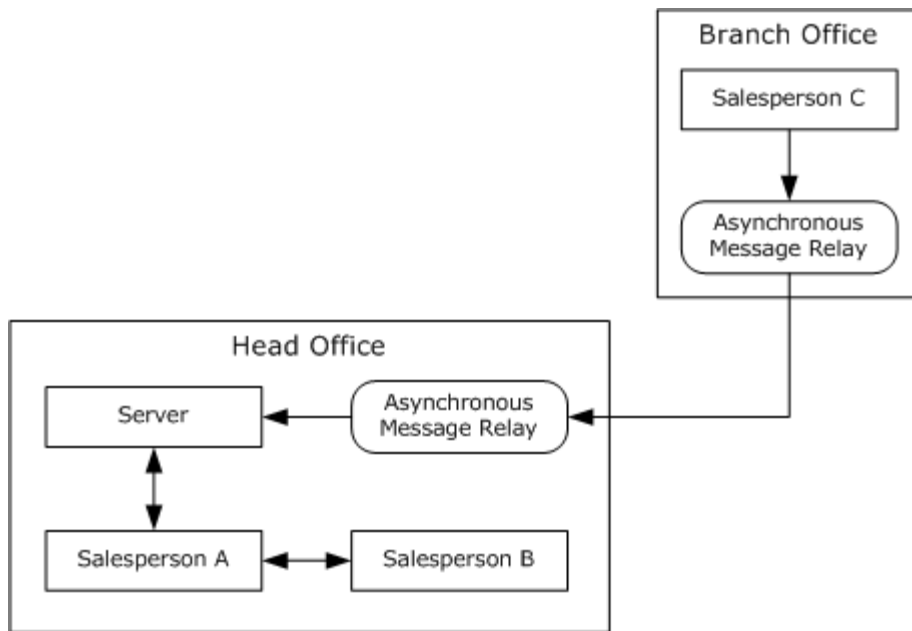


Figure 1: Asynchronous Message Relay

1.3.1.1 Multiple Bidirectional Message Exchange Scenario

In this scenario, two salespersons are working at the head office with several customers. Salesperson A is responsible for collecting the customer profiles, and salesperson B is responsible for collecting the customer requirements. The two pieces of information will need to be combined to create a purchase order. Also, the head office has a high volume of customers; so there will be frequent message exchanges between the two salespeople.

For this scenario, it makes sense for salesperson A to initiate a session where the message properties are sent out. Subsequently, the messages frames are sent from salesperson A or salesperson B, and the other salesperson can extract the message by using the message properties for that session. At the end of the conversation, either salesperson can terminate the session.

1.3.1.2 Large Message Exchange Scenario

In this scenario, a salesperson retrieves the entire customer inventory (in the form of a message) from the server at the start of the day.

Because this operation is typically performed only once each day, a session is not required, as was the case in the previous scenario. Instead, the protocol should send the message properties followed by the message frames, and the receiving end applies the properties to extract the message.

In addition, because the inventory is large, the message content may be broken up into multiple chunks. The receiving end can then stream the content one chunk at a time and does not have to process the entire message at one time.

1.3.1.3 Offline Message Exchange Scenario

In this scenario, salesperson C is visiting various customers and creating their purchase orders. However, the salesperson does not have access to the server and can upload these orders to the server only after he returns to his branch office. The order application uses some mechanism (for

example, Microsoft Message Queuing) to store these messages locally, and the mechanism then relays the message to the server when the salesperson is again online.

This scenario differs from the scenario in section [1.3.1.2](#) because the receiving end of the protocol (that is, the relay) cannot actively participate in the protocol. This is a "store and forward" scenario in which the sending end of the protocol stores the message frame in an intermediate store, and later, the message frame is forwarded to, or retrieved by, the receiving end, which then extracts the message from the message frame.

Depending on the scenario characteristics, the message properties may be sent on a per-message basis or sent once in advance of a number of messages. The latter case uses the same session semantic as before except that the session establishment involves participation from only one end.

1.3.2 Communication Modes

Based on the preceding scenarios, the messages exchange between nodes can be classified along the following four criteria.

1.3.2.1 Message Property Scope

Message properties can be sent on a per message basis or sent once per session, which spans multiple messages. If many messages that have identical properties are being sent, the optimal workflow uses the per-session scope.

1.3.2.2 Protocol Receiver Mode

The receiving end can actively participate in the protocol, or it can be a passive relay entity. If the receiving end is active, it can negotiate certain capabilities, such as a protocol upgrade.

1.3.2.3 Message Traffic Flow

The logical flow of messages can be unidirectional, where only one end sends messages, or it can be bidirectional, where both ends send messages. For unidirectional messages, the receiver may need to acknowledge message receipt; however, the logical message flow is still in one direction.

1.3.2.4 Message Chunking

The entire message can be sent in one message frame, or it can be split across multiple chunks. Chunking is extremely useful when processing large messages.

Using these criteria, four communication modes are specified for the protocol to operate in. These modes determine the pattern of messages exchanged between the nodes, and determine when the message properties are exchanged and how the message frames are created.

Mode name	Message property scope	Protocol receiver mode	Traffic flow	Message chunking
Singleton Unsized	Single	Active	Unidirectional	Yes
Duplex	Multiple	Active	Bidirectional	No
Simplex	Multiple	Passive	Unidirectional	No
Singleton Sized	Single	Passive	Unidirectional	No

1.3.3 Protocol Upgrades

The .NET Message Framing Protocol provides the capability to upgrade the underlying **protocol stream** to a complementary protocol, for example, to upgrade to Secure Sockets Layer (SSL)/Transport Layer Security (TLS). If the other end supports the complementary protocol and goes through with the upgrade, the subsequent byte stream (messages included) use the upgraded protocol.

The upgrade request is sent as part of message properties. Multiple upgrade negotiations can be performed. In addition, because this is a negotiation, it requires participation from both ends, and therefore, is available only when the communication mode is Singleton Unsized, or Duplex.

1.4 Relationship to Other Protocols

This protocol is available for use over any network transport that needs to provide message send and receive semantics. Transports that fall in this category include TCP and named pipes.

1.5 Prerequisites/Preconditions

The protocol assumes that a transport session has been established. The management of the transport session (that is, how and when it is established, management of idle sessions, and closure of the transport session) is not a responsibility of the protocol. The protocol only uses the transport session to send and receive octets.

For the Singleton Sized mode, which is described in section [1.3.2](#), the size of the message is not contained as part of the message frame. The protocol assumes that the underlying transport has a means to compute the size and relay it to the protocol.

1.6 Applicability Statement

This protocol is applicable for implementation by a transport module that wants to provide message demarcation to higher-layer applications. Higher-layer applications can use this module to send and receive messages.

Applicable scenarios include the following:

- When the communicating nodes are connected (for example, employees in the head office) or when they are disconnected (for example, an employee working remotely).
- When the communicating nodes are exchanging large messages and message-level streaming is required to optimize the use of resources such as memory and processing.
- When the communicating nodes want to upgrade the underlying transport to a complementary protocol and exchange messages using the complementary protocol.
- When a receiving node wants to bypass embedded messages that are not well formed and process subsequent messages that are well-formed.

The protocol is not applicable for scenarios in which applications do not need message-level access or the native message format of the underlying transport is sufficient.

1.7 Versioning and Capability Negotiation

This document covers versioning issues in the following areas:

- **Protocol versions:** This document describes version 1.0 of the .NET Message Framing Protocol. The version information is part of the protocol exchange, as described in section [2.2.3.1](#).
- **Capability negotiation:** The .NET Message Framing Protocol does not support negotiation of the version, mode, upgrades, and message encoding. Instead, an implementation must be configured with these, as described in section [3.1.3](#).

1.8 Vendor-Extensible Fields

This protocol allows extensibility for the following fields:

- **Extensible encoding:** An implementation can opt for an extensible encoding. Vendors need to specify the encoding as specified in [\[RFC2045\]](#) and covered in detail in section [2.2.3.4.2](#).
- **Upgrades:** Vendors can define new protocol upgrades in addition to the ones specified in section [2.2.3.5](#).
- **Faults:** An implementation can define new faults in addition to the ones specified in section [2.2.5](#). The fault is a URI, as defined in [\[RFC2396\]](#) encoding using UTF-8 encoding as specified in [\[RFC2279\]](#). Vendors define a URI namespace for their faults and that namespace is different from the <http://schemas.microsoft.com/ws/2006/05/framing/faults/> namespace used by the faults in this protocol.

1.9 Standards Assignments

None.

2 Messages

This protocol references commonly used data types as defined in [\[MS-DTYP\]](#).

2.1 Transport

This protocol is available for use over any network transport that needs to provide message send and receive semantics. Transports that fall in this category include TCP and named pipes.

2.2 Message Syntax

2.2.1 Record Types

This protocol involves the exchange of a number of records. Records can be categorized as either **Property Records** or **Envelope Records** based on their contents. The Property Records contain message properties. The Envelope Records contain the message payload.

These records and their structure are covered in detail in subsequent sections. Each record is prefixed with a record type, which is an octet, and MUST be set to one of the following specified values. Values of 0x0D-0xFF for this octet are reserved for future use.

Value	Record type
0x00	Version Record
0x01	Mode Record
0x02	Via Record
0x03	Known Encoding Record
0x04	Extensible Encoding Record
0x05	Unsize Envelope Record
0x06	Sized Envelope Record
0x07	End Record
0x08	Fault Record
0x09	Upgrade Request Record
0x0A	Upgrade Response Record
0x0B	Preamble Ack Record
0x0C	Preamble End Record

2.2.2 Record Size Encoding

For the variable-sized records that are used by this protocol, the record needs to contain the size, in octets, of the content. An implementation SHOULD support record sizes as large as 0xffffffff octets (encoded size requires five octets). [<2>](#)

As represented in the following figure, the encoding algorithm takes the size of the record payload as input in **little-endian** format and generates a stream of octets. The octets MUST be sent in the order in which they are generated.

```

While (Size is not zero)
{
    Take the last 7 bits from Size
    If (Size, after extraction of 7 bits, is not zero)
    {
        Next octet in encoded size = 1 followed by the extracted 7 bits
    }
    Else
    {
        Next octet in encoded size = 0 followed by the extracted 7 bits
    }
}

```

Figure 2: The encoding algorithm

The following table lists the encoded sizes for the range of values of Size, which is computed as previously explained. The network ordering of octets is top-down. For example, if the size is in the range 0x80-0x3FFF, the network ordering of encoded size octets is (Size & 0x7F) | 0x80 followed by Size >> 0x07.

Integer value (size)	Encoding
0x00-0x7F	Size
0x80-0x3FFF	(Size & 0x7F) 0x80 Size >> 0x07
0x4000-0x1FFFFFF	(Size & 0x7F) 0x80 ((Size >> 0x07) & 0x7F) 0x80 Size >> 0x0E
0x200000-0x0FFFFFFF	(Size & 0x7F) 0x80 ((Size >> 0x07) & 0x7F) 0x80 ((Size >> 0x0E) & 0x7F) 0x80 Size >> 0x15
0x10000000-0x0FFFFFFF	(Size & 0x7F) 0x80 ((Size >> 0x07) & 0x7F) 0x80 ((Size >> 0x0E) & 0x7F) 0x80 ((Size >> 0x15) & 0x7F) 0x80 Size >> 0x1C

In the preceding table, "&" refers to a bitwise "and" operation, "|" refers to a bitwise "or" operation, and ">>" refers to a right-shift operation.

2.2.3 Property Records

The Property Records contain metadata about the protocol stream. When Property Records are received, they set a **protocol stream property** and affect the interpretation of the subsequent records within the protocol stream.

2.2.3.1 Version Record

The Version Record is a Property Record used to indicate which version of the .NET Message Framing Protocol is being used. The Version Record enables later versions of this specification to define additional record types and associated semantics.

The data portion of a Version Record is a pair of octets that indicate the major and minor version numbers. New sets of values for existing record types (for example, additional values of the Known Encoding Type Record) MUST be indicated by using a different minor version value. All other types of changes MUST be indicated with a different major version value.

The major and minor values of the Version Record denote the version of the framing format, not that of the payload envelope.

0	1	2	3	4	5	6	7	8	9	10	11	12	13	14	15	16	17	18	19	20	21	22	23	24	25	26	27	28	29	30	31
RecordType								MajorVersion								MinorVersion															

RecordType (1 byte): This octet MUST be set to 0x00 to indicate that this record is a Version Record.

MajorVersion (1 byte): Specifies the major version of the .NET Message Framing Protocol. An implementation that conforms to this specification MUST set this field to 0x01. A value of 0x00 is not valid for this octet, and values of 0x02–0xff are reserved for future use.

MinorVersion (1 byte): Specifies the minor version of the .NET Message Framing Protocol. An implementation conforming to this specification MUST set this field to 0x00. The values 0x01 – 0xff for this octet are reserved for future use. [<3>](#)

2.2.3.2 Mode Record

The Mode Record is a Property Record that defines the communication mode for the session. The data portion of a Mode Record is a single octet.

0	1	2	3	4	5	6	7	8	9	10	11	12	13	14	15	16	17	18	19	20	21	22	23	24	25	26	27	28	29	30	31
RecordType								Mode																							

RecordType (1 byte): This octet MUST be set to 0x01 to indicate that this is a Mode Record.

Mode (1 byte): The mode value MUST be set to one of the following values. A value of 0x00 is not valid for this octet, and values of 0x05–0xff are reserved for future use.

Short Name	Meaning
Singleton- Unsize 0x01	The Initiating Stream for a single one-way message or for a pair of messages in a request-reply manner between two nodes.
Duplex 0x02	The Initiating Stream for multiple bidirectional messages between two nodes.

Short Name	Meaning
Simplex 0x03	The Initiating Stream for multiple one-way messages from a single source.
Singleton-Sized 0x04	The Initiating Stream for a single one-way message from a single source.

2.2.3.3 Via Record

The Via Record is a Property Record that defines the URI for which subsequent messages are bound. The data portion of a Via Record is of variable length.

0	1	2	3	4	5	6	7	8	9	10	11	12	13	14	15	16	17	18	19	20	21	22	23	24	25	26	27	28	29	30	31
RecordType										ViaLength (variable)																					
...																															
Via (variable)																															
...																															

RecordType (1 byte): This octet MUST be set to 0x02 to indicate that this is a Via Record.

ViaLength (variable): The value MUST be set to the size, in octets, of the Via, and encoded based on the scheme defined in section 2.2.2. The length MUST NOT be set to 0.

Via (variable): A URI (as defined in [RFC2396](#)) except that the "escaped" construct is never used). The URI MUST be encoded by using UTF-8, as specified in [RFC2279](#).

2.2.3.4 Envelope Encoding Record

Envelope Encoding Records are the Property Records that define the encoding format that is used to encode the message envelope in subsequent Envelope Records. Such records come in two forms: [Known Encoding Records](#) and [Extensible Encoding Records](#).

In messages, this record shows as variable-sized so that it can be either of the two forms. If the record uses Known Encoding, it is fixed-sized; otherwise, the record is variable-sized.

2.2.3.4.1 Known Encoding Record

The Known Encoding Record indicates a previously known encoding for the subsequent Envelope Records. The data portion of this record is a single octet.

0	1	2	3	4	5	6	7	8	9	10	11	12	13	14	15	16	17	18	19	20	21	22	23	24	25	26	27	28	29	30	31
RecordType										Encoding																					

RecordType (1 byte): This octet MUST be set to 0x03 to indicate that this is a Known Encoding Record.

Encoding (1 byte): This octet MUST be set to one of the following values. Values of 0x09–0xFF are reserved for future use. <4>

SOAP Version 1.1 Value	Meaning
0x00	UTF-8, as specified in [RFC2279] .
0x01	UTF-16, as specified in [RFC2781] .
0x02	Unicode little-endian.

SOAP Version 1.2 Value	Meaning
0x03	UTF-8.
0x04	UTF-16.
0x05	Unicode little-endian.
0x06	MTOM, as specified in [SOAP-MTOM] .
0x07	Binary, as specified in [MC-NBFS] .
0x08	Binary with in-band dictionary, as specified in [MC-NBFSE] .

2.2.3.4.2 Extensible Encoding Record

The Extensible Encoding Record indicates an ad hoc encoding for subsequent Envelope Records. The record data in this case is a Multipurpose Internet Mail Extensions (MIME) content type, as specified in [\[RFC2045\]](#), which is encoded by using UTF-8 encoding. <5>

0	1	2	3	4	5	6	7	8	9	10	11	12	13	14	15	16	17	18	19	20	21	22	23	24	25	26	27	28	29	30	31
Record Type										Encoding Length (variable)																					
...																															
Type (variable)																															
...																															
Delimiter										Subtype (variable)																					
...																															
Parameters (variable)																															

...

Record Type (1 byte): This octet MUST be set to 0x04 to indicate that this record is an Extensible Encoding Record.

Encoding Length (variable): The value MUST be set to the size, in octets, of the payload, and encoded based on the scheme that is specified in section 2.2.2. The length MUST NOT be set to 0.

Type (variable): This MUST be set to a type that is specified in [RFC2045] section 5.1.

Delimiter (1 byte): This MUST be set to the octet 0x2F (UTF-8 encoding for "/").

Subtype (variable): This MUST be set to a subtype that is specified in [RFC2045] section 5.1.

Parameters (variable): There can be one or more parameters in which the parameter structure is defined as follows.

0	1	2	3	4	5	6	7	8	9	10	11	12	13	14	15	16	17	18	19	20	21	22	23	24	25	26	27	28	29	30	31					
Parameter Delimiter										Parameter (variable)																										
...																																				

Parameter Delimiter (1 byte): This MUST be set to the octet 0x3B (UTF-8 encoding for ";").

Parameter (variable): This MUST be set to a parameter as specified in [RFC2045] section 5.1.

2.2.3.5 Upgrade Request Record

The Upgrade Request Record is a Property Record that requests a protocol upgrade.

0	1	2	3	4	5	6	7	8	9	10	11	12	13	14	15	16	17	18	19	20	21	22	23	24	25	26	27	28	29	30	31
RecordType										UpgradeProtocolLength (variable)																					
...																															
UpgradeProtocol (variable)																															
...																															

RecordType (1 byte): This octet MUST be set to 0x09 to indicate that this is an Upgrade Request Record.

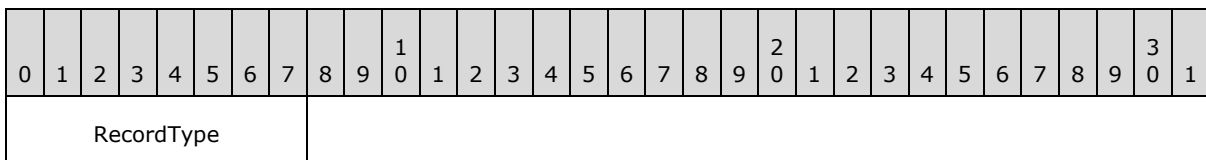
UpgradeProtocolLength (variable): This value MUST be set to the size, in octets, of the upgrade protocol name, encoded based on the scheme described in section 2.2.2. The length field MUST NOT be set to 0.

UpgradeProtocol (variable): The name of the protocol to upgrade to, encoded by using UTF-8. The following table identifies some known upgrade protocol names. An implementation SHOULD implement these upgrades and MAY define additional upgrade protocol definitions. <6>

Protocol	Meaning
SSL/TLS "application/ssl-tls"	As defined in [RFC4346].
Negotiate "application/negotiate"	As defined in [RFC4178].

2.2.3.6 Upgrade Response Record

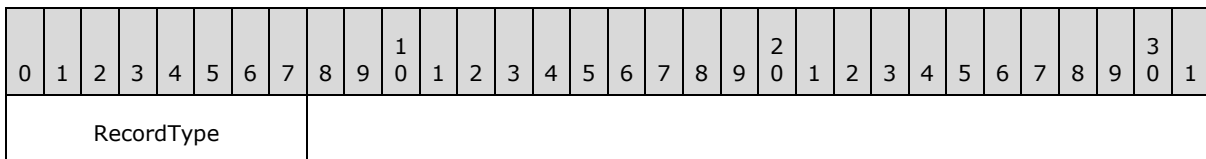
The Upgrade Response Record is a Property Record that is sent in response to an [Upgrade Request Record](#) to indicate a willingness to upgrade the protocol stream. This record has no data.



RecordType (1 byte): This octet MUST be set to 0x0A to indicate that this is an Upgrade Response Record.

2.2.3.7 Preamble End Record

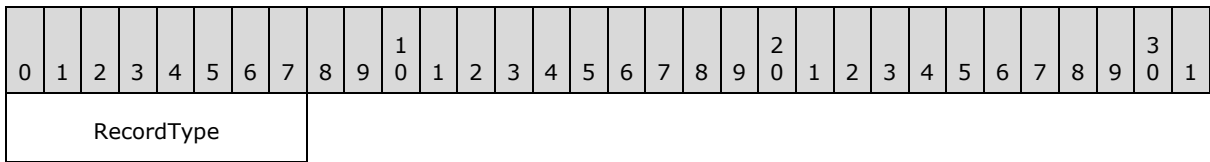
The Preamble End Record is a Property Record that is sent to indicate the end of message properties. Envelope Records follow this record. This record has no data.



RecordType (1 byte): This octet MUST be set to 0x0C to indicate that this is a Preamble End Record.

2.2.3.8 Preamble Ack Record

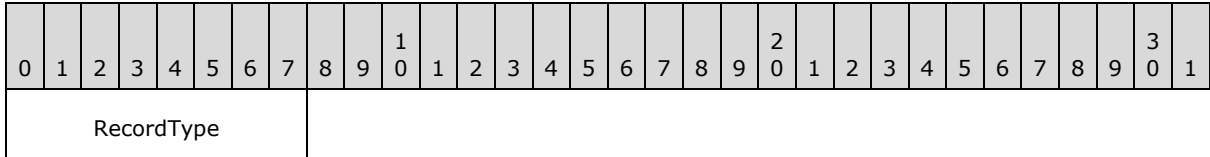
The Preamble Ack Record is a Property Record that is sent to indicate receipt of a [Preamble End Record](#) and to indicate that all message properties and stream upgrades have been successfully applied. The receiving end is now ready to receive the Envelope Records. This record has no data.



RecordType (1 byte): This octet MUST be set to 0x0B to indicate that this is a Preamble Ack Record.

2.2.3.9 End Record

The End Record is a Property Record that indicates that communication over a connection has ended. This record has no data.



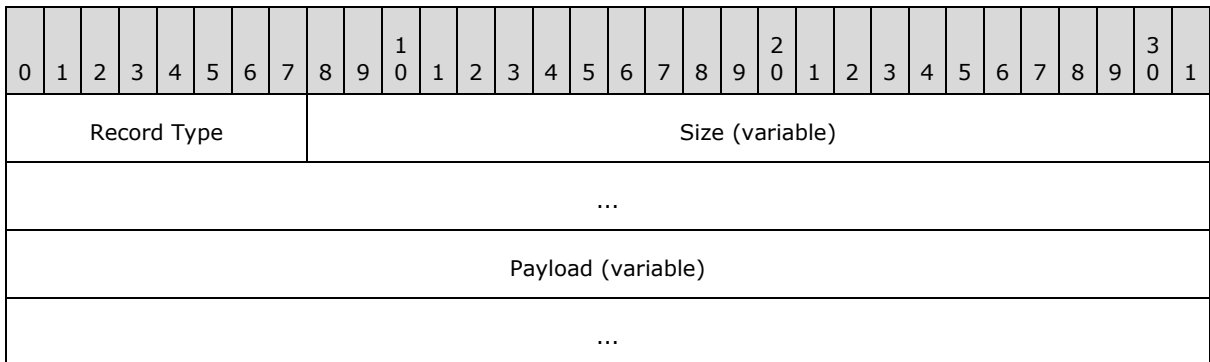
RecordType (1 byte): This octet MUST be set to 0x07 to indicate that this is an End Record.

2.2.4 Envelope Records

An Envelope Record contains a message payload. There are two possible record types, depending on the message transfer mode.

2.2.4.1 Sized Envelope Record

A Sized Envelope Record contains a message of the specified size.



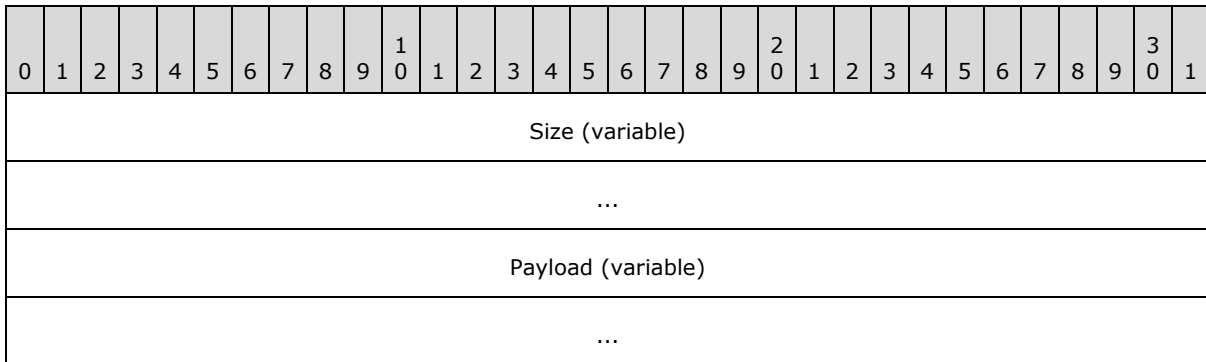
Record Type (1 byte): This octet MUST be set to 0x06 to indicate that this is a Sized Envelope Record.

Size (variable): The value MUST be set to the size, in octets, of the payload and encoded based on the scheme described in section [2.2.2](#). The size MUST NOT be set to 0.

Payload (variable): The content of the message encoded using the encoding indicated by an [Envelope Encoding Record](#).

2.2.4.2 Data Chunk

A Data Chunk packet is used to transmit a portion of a message payload.

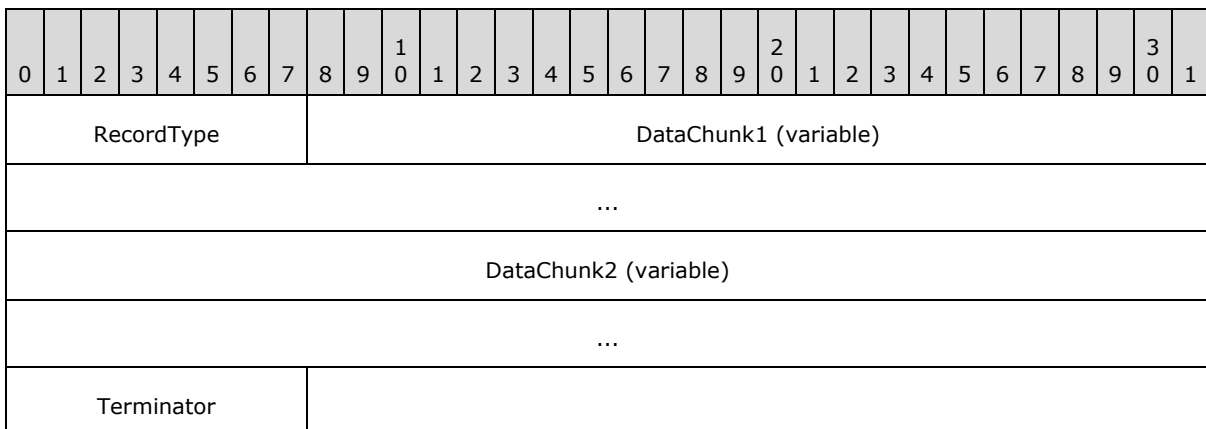


Size (variable): The value MUST be set to the size, in octets, of the encoded payload, based on the scheme described in section [2.2.2](#). The size MUST NOT be set to 0.

Payload (variable): The content of the chunk.

2.2.4.3 Unsize Envelope Record

An Unsize Envelope Record contains a message that is encoded using the encoding indicated by an [Envelope Encoding Record](#) that is broken into one or more [data chunks](#). The end of this record is indicated by a single 0x00 octet in place of the start of the next data chunk.



RecordType (1 byte): This octet MUST be set to 0x05 to indicate that this is an Unsize Envelope Record.

DataChunk1 (variable): The first chunk of message data. This chunk MUST be present.

DataChunk2 (variable): Successive chunks of message data. Additional chunks MAY be present if the message is split across multiple chunks.

Terminator (1 byte): This field marks the end of chunks and MUST be set to 0x00.

2.2.5 Fault Records

A Fault Record notifies the sender of an error encountered while processing a message frame. Generation of a Fault Record is informational only.

0	1	2	3	4	5	6	7	8	9	0	1	2	3	4	5	6	7	8	9	0	1	2	3	4	5	6	7	8	9	0	1		
RecordType										FaultSize (variable)																							
...																																	
Fault (variable)																																	
...																																	

RecordType (1 byte): This octet MUST be set to 0x08 to indicate that this is a Fault record.

FaultSize (variable): The value MUST be set to the size, in octets, of the fault, and encoded based on the scheme that is described in section 2.2.2. The size MUST NOT be set to 0.

Fault (variable): A URI (as defined by [RFC2396](#) except that the "escaped" construct is never used). The URI is encoded by using UTF-8. The following table defines a collection of faults. An implementation MAY support these fault values and MAY also define new ones. <7>

For convenience, in this description the URI is broken into a namespace and fault name. The namespace for faults in the following table is <http://schemas.microsoft.com/ws/2006/05/framing/faults/>. Any additional faults that are defined MUST NOT use this namespace.

An example of a fault, as returned in a Fault Record, is the following:
<http://schemas.microsoft.com/ws/2006/05/framing/faults/UnsupportedMode>

Fault name values	Meaning
"ConnectionDispatchFailed"	The endpoint that is referenced by the Via Record exists; however, the attempt to dispatch the message to the endpoint failed.
"ContentTypeInvalid"	The Envelope Encoding Record that was sent is not supported by the endpoint.
"ContentTypeTooLong"	The receiver is enforcing a maximum content-type size, and the Envelope Encoding Record exceeded that quota.
"EndpointAccessDenied"	The endpoint that is referenced by the Via Record cannot be accessed.
"EndpointNotFound"	The endpoint that is referenced by the Via Record cannot be found.
"EndpointPaused"	The endpoint that is referenced by the Via Record exists; however, the endpoint is currently paused.
"EndpointUnavailable"	The endpoint that is referenced by the Via Record exists;

Fault name values	Meaning
	however, the endpoint is currently unavailable.
"InvalidRecordSequence"	The record sequence does not conform to the grammar that is outlined in section 3.1.1.2 .
"MaxMessageSizeExceededFault"	The receiver is enforcing a maximum message size, and the incoming message has exceeded that quota.
"ServerTooBusy"	The endpoint does not have sufficient resources to process the connection.
"ServiceActivationFailed"	The endpoint is in a process that cannot be activated.
"UnsupportedMode"	The Mode Record value is not supported by the destination.
"UnsupportedVersion"	The Version Record value is not supported by the destination.
"UpgradeInvalid"	The requested upgrade is not supported by the remote endpoint.
"ViaTooLong"	The receiver is enforcing a maximum Via size, and the Via Record exceeded that quota.

2.2.6 Preamble Message

To aid description, a Preamble Message is defined for an initial record sequence. The Preamble Message may apply to multiple messages, depending on the mode specified.

The **VersionRecord** MUST be formatted as specified in section [2.2.3.1](#).

The **ModeRecord** MUST be formatted as specified in section [2.2.3.2](#).

The **ViaRecord** MUST be formatted as specified in section [2.2.3.3](#).

The **EnvelopeEncodingRecord** MUST be formatted as specified in section [2.2.3.4](#).

0	1	2	3	4	5	6	7	8	9	10	11	12	13	14	15	16	17	18	19	20	21	22	23	24	25	26	27	28	29	30	31
VersionRecord																				ModeRecord											
...										ViaRecord (variable)																					
...																															
EnvelopeEncodingRecord (variable)																															
...																															

3 Protocol Details

A node that is a participant in this protocol can behave in one of two roles:

- **Initiator**
- Receiver

An initiator initiates the protocol by sending a preamble message to the receiver. The initiator and receiver nodes then send and receive messages using the protocol stream that connects the two endpoints.

3.1 Common Details

3.1.1 Abstract Data Model

This section describes a conceptual model of possible data organization that an implementation maintains to participate in this protocol. The described organization is provided to facilitate the explanation of how the participants behave. This document does not mandate that implementations adhere to this model as long as their external behavior is consistent with what is described in this document.

The participant maintains the following state for each session:

- Protocol Configuration Object (PCO) - Determines the specific transport, protocol version, mode, [Via](#), and message-encoding scheme to be used for this session.
- Send Allowed - A Boolean value that can be set to TRUE or FALSE to indicate whether messages can be sent on this session.
- Receive Allowed - A Boolean value that can be set to TRUE or FALSE to indicate whether messages can be received on this session.

3.1.1.1 Initiator-Receiver Interactions

This section describes some typical interactions between an initiator and receiver.

3.1.1.1.1 Singleton Unsize Mode

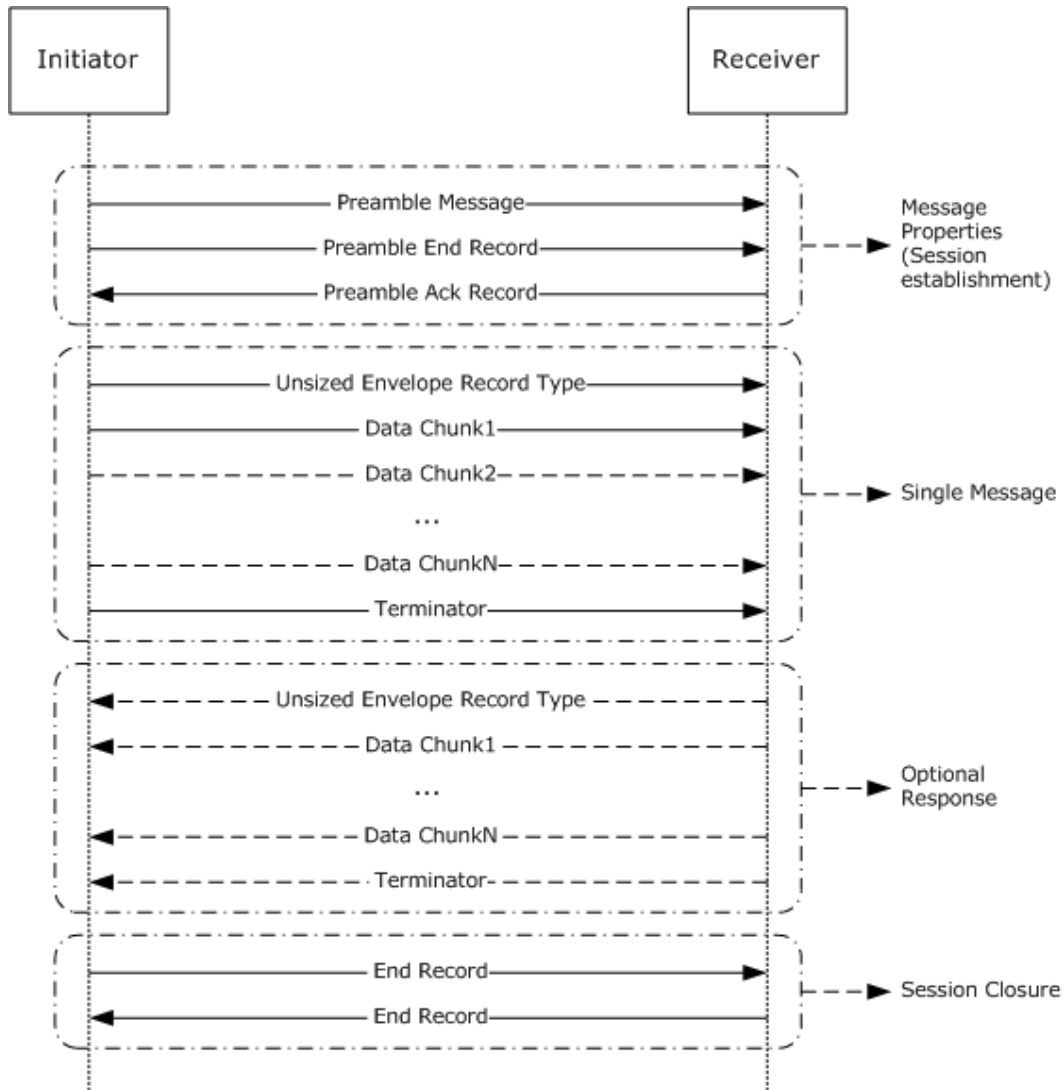


Figure 3: Singleton Unsize mode

3.1.1.1.2 Duplex Mode

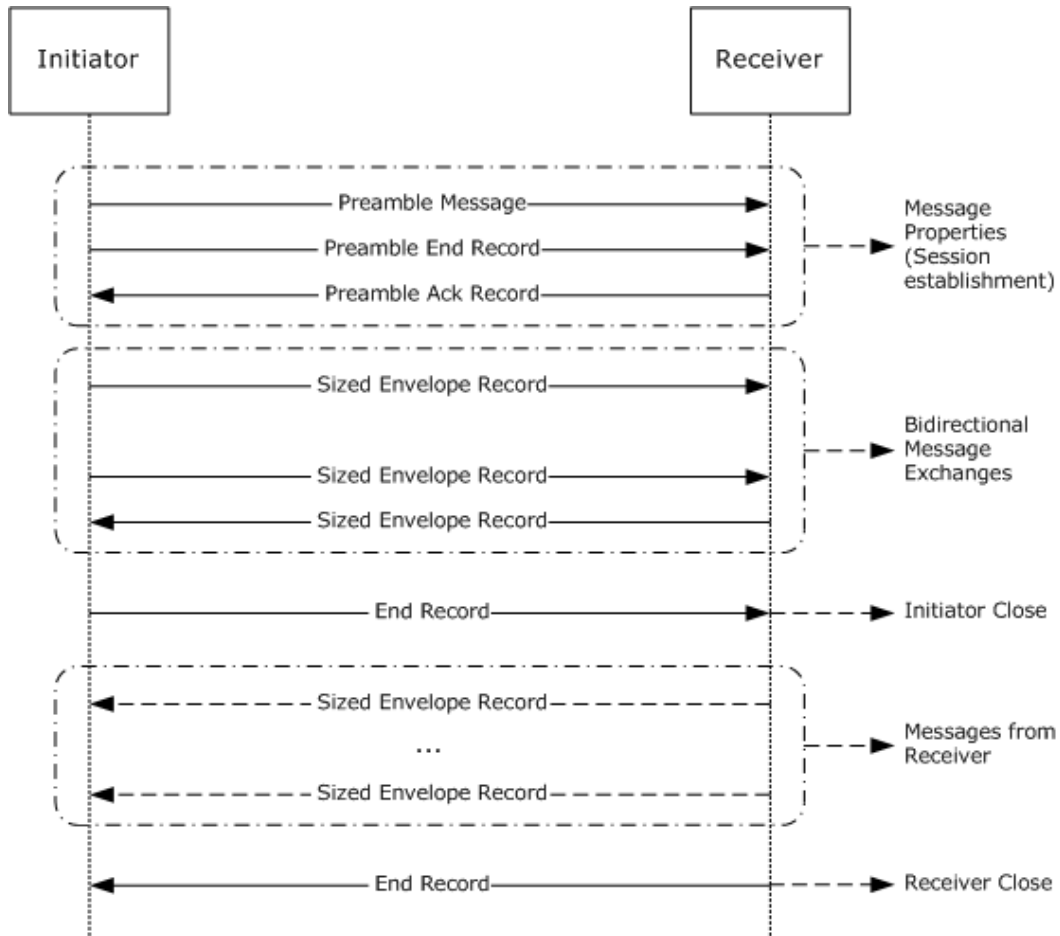


Figure 4: Duplex mode

In the case illustrated, the initiator sends the [End Record](#) first. The protocol allows either participant to send the End Record first. After a participant sends the End Record, the participant **MUST** continue to receive messages until the session is closed.

3.1.1.1.3 Simplex Mode

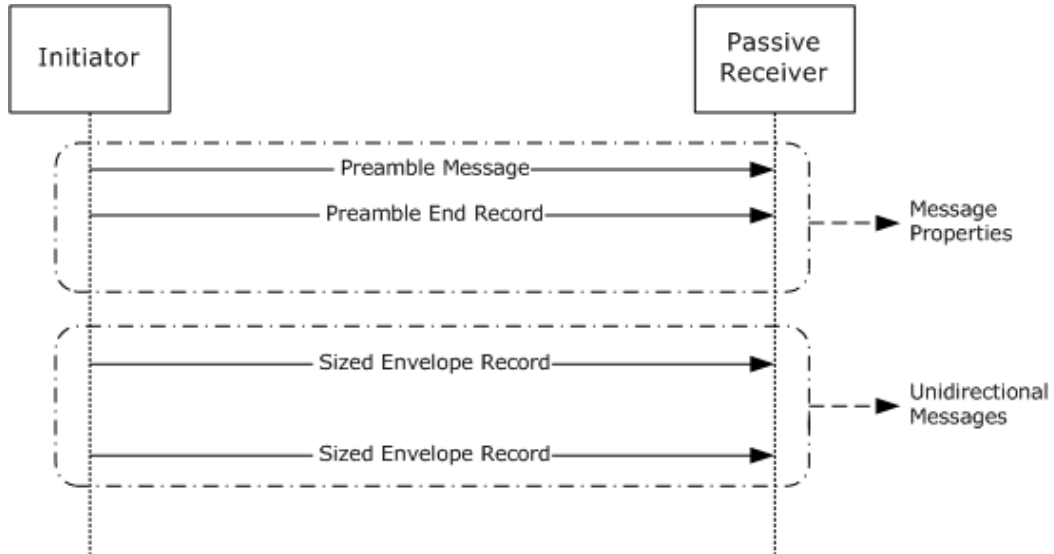


Figure 5: Simplex mode

3.1.1.1.4 Singleton Sized Mode

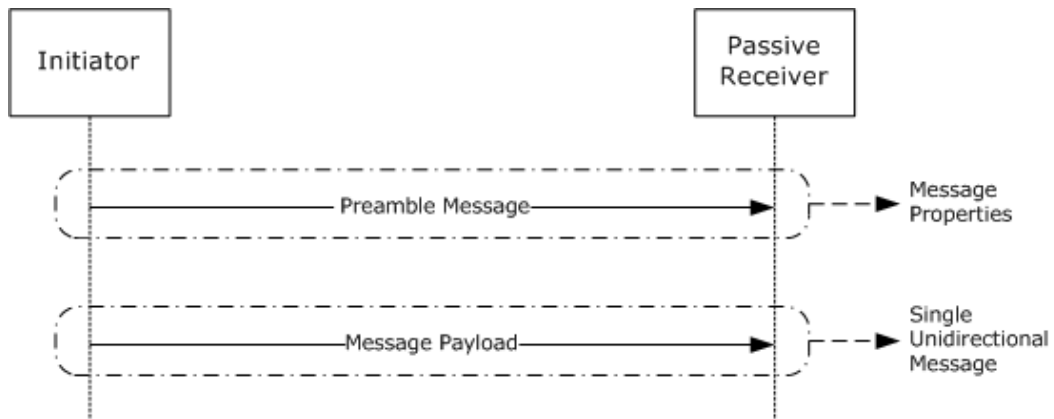


Figure 6: Singleton Sized mode

3.1.1.1.5 Upgrades

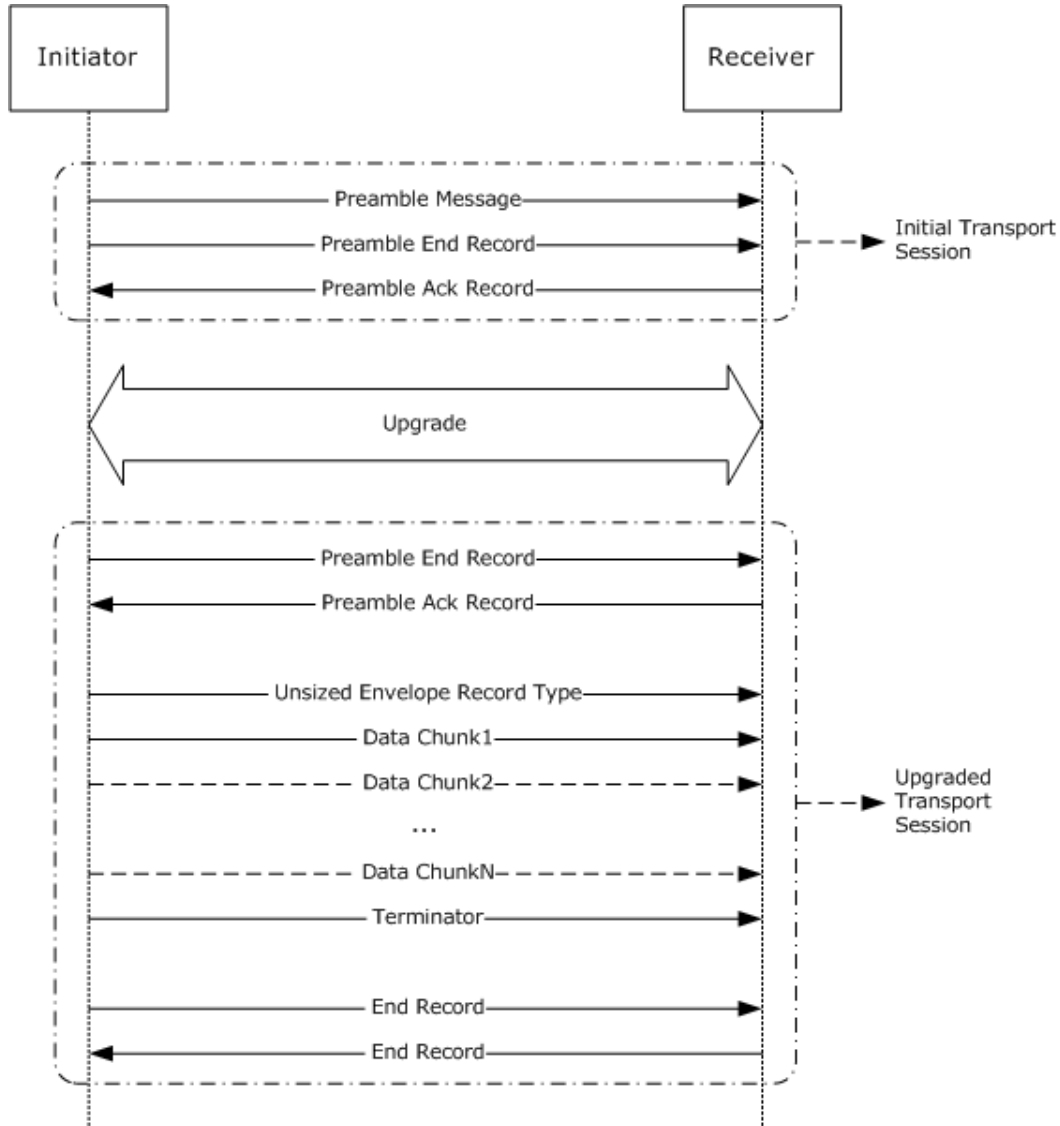


Figure 7: Upgrades

This figure illustrates a stream upgrade that uses the [Singleton Unsized mode](#). The figure would look very similar if the stream upgrade used the [Duplex mode](#).

After the protocol upgrade, subsequent protocol exchanges occur over the upgraded transport stream until a fault occurs or an [End Record](#) is received. Although the protocol allows for multiple upgrades, the preceding exchange illustrates a single upgrade only.

3.1.1.1.6 Faults

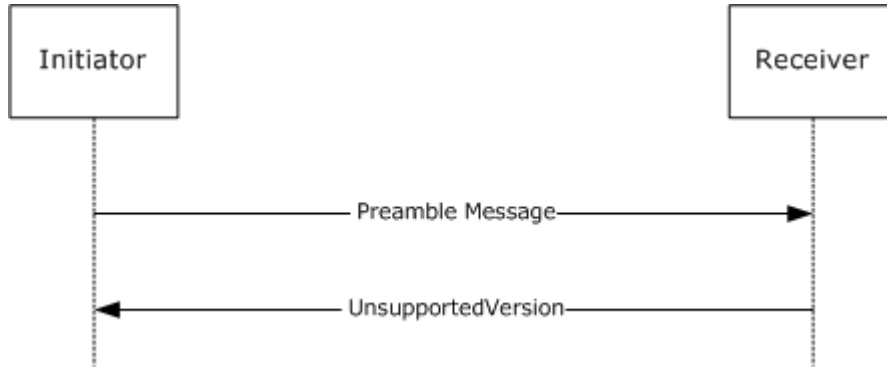


Figure 8: Unsupported version

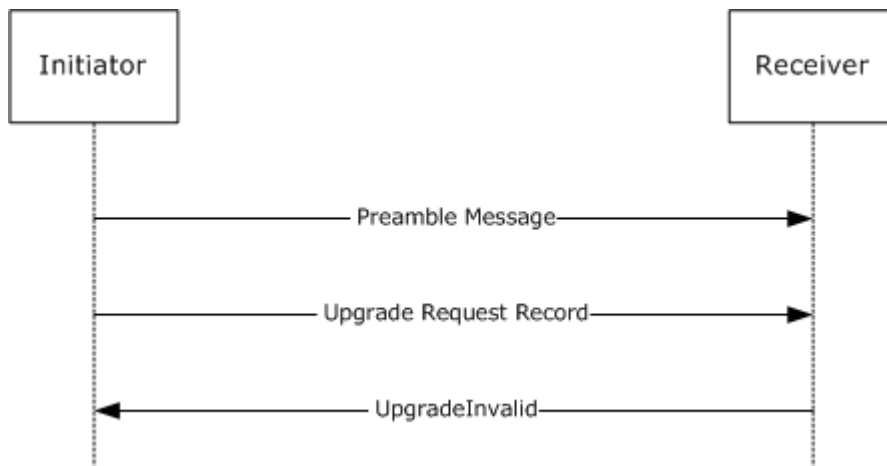


Figure 9: Upgrade invalid

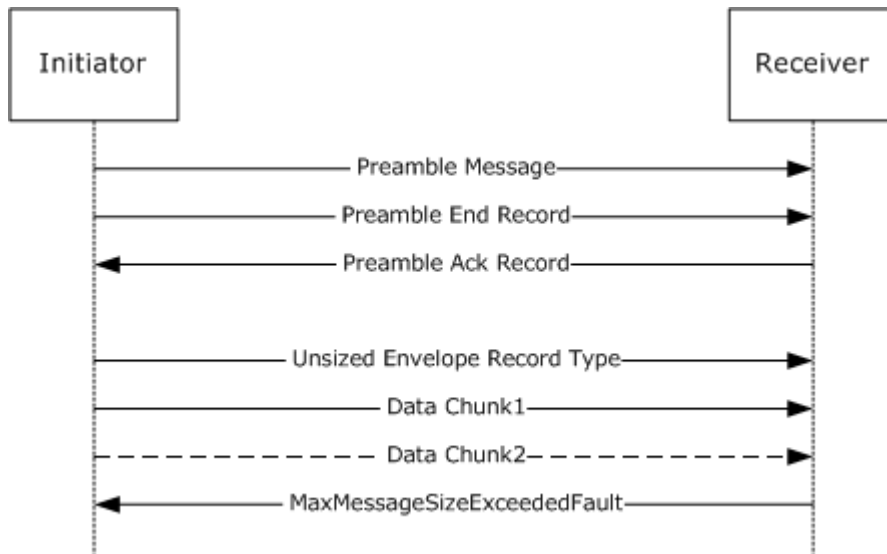


Figure 10: Maximum message size exceeded

The preceding exchanges capture some of the scenarios where a [Fault Record](#) can be generated.

3.1.1.2 Protocol Grammar

This section uses the Augmented Backus-Naur Form (ABNF) notation that is specified in [\[RFC2234\]](#) to define the protocol stream grammar. ProtocolStream-a represents the stream of octets flowing from the initiator to the receiver, and ProtocolStream-b represents the stream of octets flowing from the receiver to the initiator.

```
ProtocolStream-a =
  1*(SingletonUnsizeStream-a / DuplexStream-a /
    SimplexStream-a / SingletonSizeStream-a)

ProtocolStream-b =
  1*(SingletonUnsizeStream-b / DuplexStream-b)

SingletonUnsizeStream-a =
  VersionRecord ModeRecordType SingletonUnsizeMode
  ViaRecord EncodingRecord
  *UpgradeRequest PreambleEndRecord
  UnsizeEnvelopeRecord
  EndRecord

DuplexStream-a =
  VersionRecord ModeRecordType DuplexMode
  ViaRecord EncodingRecord
  *UpgradeRequest PreambleEndRecord
  *SizeEnvelopeRecord
  EndRecord

SimplexStream-a =
  VersionRecord ModeRecordType SimplexMode
  ViaRecord EncodingRecord PreambleEndRecord
  *SizeEnvelopeRecord
  EndRecord

SingletonSizeStream-a =
  VersionRecord ModeRecordType SingletonSizeMode
  ViaRecord EncodingRecord
  Octets

SingletonUnsizeStream-b =
  (*UpgradeResponse FaultRecord) /
  (*UpgradeResponse PreambleAckRecord *1(UnsizeEnvelopeRecord)
  (FaultRecord / EndRecord))

DuplexStream-b =
  (*UpgradeResponse FaultRecord) /
  (*UpgradeResponse PreambleAckRecord *SizeEnvelopeRecord
  (FaultRecord / EndRecord))

EncodingRecord = KnownEncodingRecord / ExtensibleEncodingRecord
UpgradeRequest = UpgradeRequestRecord Octets
UpgradeResponse = UpgradeResponseRecord Octets

VersionRecord = VersionRecordType MajorVersionNumber MinorVersionNumber
```



```

VersionRecordType = %x00
MajorVersionNumber = %x01
MinorVersionNumber = %x00

ModeRecordType = %x01
SingletonUnsizeMode = %x01
DuplexMode = %x02
SimplexMode = %x03
SingletonSizedMode = %x04

ViaRecord = ViaRecordType EncodedSize Utf8Octets
ViaRecordType = %x02

KnownEncodingRecord = KnownEncodingRecordType KnownEncodingType
KnownEncodingType = TextEncoding / BinaryEncoding / MtomEncoding
BinaryEncoding =
    BinarySessionlessEncoding /
    BinarySessionEncoding
TextEncoding =
    Soap11TextEncoding /
    Soap12TextEncoding
Soap11TextEncoding =
    Soap11Utf8Encoding /
    Soap11Utf16Encoding /
    Soap11UnicodeFFFEEncoding
Soap12TextEncoding =
    Soap12Utf8Encoding /
    Soap12Utf16Encoding /
    Soap12UnicodeFFFEEncoding
KnownEncodingRecordType = %x03
Soap11Utf8Encoding = %x00
Soap11Utf16Encoding = %x01
Soap11UnicodeFFFEEncoding = %x02
Soap12Utf8Encoding = %x03
Soap12Utf16Encoding = %x04
Soap12UnicodeFFFEEncoding = %x05
MtomEncoding = %x06
BinarySessionlessEncoding = %x07
BinarySessionEncoding = %x08

ExtensibleEncodingRecord =
    ExtensibleEncodingRecordType EncodedSize Utf8Octets
ExtensibleEncodingRecordType = %x04

UnsizeEnvelopeRecords =
    UnsizeEnvelopeRecordType 1*(EncodedSize Octets) Terminator
UnsizeEnvelopeRecordType = %x05
Terminator = %x00

SizedEnvelopeRecord = SizedEnvelopeRecordType EncodedSize Octets
SizedEnvelopeRecordType = %x06

EndRecord = EndRecordType
EndRecordType = %x07

FaultRecord = FaultRecordType EncodedSize Utf8Octets
FaultRecordType = %x08

UpgradeRequestRecord = UpgradeRequestRecordType EncodedSize Utf8Octets

```

```

UpgradeRequestRecordType = %x09

UpgradeResponseRecord = UpgradeResponseRecordType
UpgradeResponseRecordType = %x0A

PreambleAckRecord = PreambleAckRecordType
PreambleAckRecordType = %x0B

PreambleEndRecord = PreambleEndRecordType
PreambleEndRecordType = %x0C

Utf8Octets = 1*(Utf8Octet)
Utf8Octet =
    %x00-7F /
    %xC2-DF %x80-BF /
    %xE0-EF %x80-BF %x80-BF /
    %xF0-F4 %x80-BF %x80-BF %x80-BF

Octets = 1*(%x00-FF)

EncodedSize =
    %x01-7F /
    %x80-FF %x01-7F /
    %x80-FF %x80-FF %x01-7F /
    %x80-FF %x80-FF %x80-FF %x01-7F /
    %x80-FF %x80-FF %x80-FF %x80-FF %x01-07

```

3.1.2 Timers

None.

3.1.3 Initialization

The **PCO** is made available to the participant as part of a higher-layer triggered event.

When the participant is initialized:

- The **Send Allowed** field MUST be set to FALSE.
- The **Receive Allowed** field MUST be set to FALSE.

3.1.4 Higher-Layer Triggered Events

This section covers reading record types from the underlying transport. The higher-layer triggered events and related processing are role specific.

The following stipulations apply throughout the remaining sections.

Wherever it is mentioned that a session MUST be closed, it refers to the following actions being taken by the participant:

- Any session-related state MUST be discarded.
- The participant MUST notify the higher layer of the error.

Wherever it is mentioned that a [Fault Record](#) MAY (or SHOULD) be sent, it refers to the following action being taken by the participant:

- If the mode is Singleton Unsize, or Duplex mode, a Fault Record MAY (or SHOULD) be sent, as described in section [2.2.5](#).

3.1.4.1 Reading Variable-Sized Records

When a variable-sized record is received, the participant MUST use the following algorithm to decode the size and read the payload. This section assumes that the record type has already been read.

The algorithm takes as input the MaxSize, that is, the maximum supported size for this record. If the encoded size is 0, a [Fault Record](#) MAY<8> be sent to indicate that the size is 0 and the session MUST be closed. The decoded size is returned in little-endian format.

```

Size = 0
Read the first octet
If (first octet is 0)
{
    Fault
}
While Most Significant Bit in octet is 1
{
    Append the last 7 bits of the octet to Size
    If the Size exceeds MaxSize
    {
        Fault
    }
    Read the next octet
}
Read n octets where n = Size

```

Figure 11: Algorithm to decode the size and read the payload

3.1.4.2 Handling Receipt of an Unexpected Record Type

If the participant receives an unexpected record type, it MUST be handled as follows:

- If the record type is not [Fault Record](#), a Fault Record MAY be sent to indicate that an unexpected record type has been received.
- The session MUST be closed.

3.1.4.3 Version Record

- If the record type the participant read from the protocol stream is not [Version Record](#), it MUST be handled as described in section [3.1.4.2](#).
- The participant MUST read the next two octets, which contain the major and minor versions of the protocol being used.
- If the participant does not recognize the version, a [Fault Record](#) MAY<9> be sent to indicate that an incorrect version was specified, and the session MUST be closed.

3.1.4.4 Mode Record

- If the record type the participant read from the protocol stream is not [Mode Record](#), it MUST be handled as described in section [3.1.4.2](#).
- The participant MUST read the next octet, which contains the mode.

- If the mode is incorrect for the session, a [Fault Record](#) MAY<10> be sent to indicate that an incorrect mode has been specified, and the session MUST be closed.

3.1.4.5 Via Record

- If the record type the participant read from the protocol stream is not a [Via Record](#), it MUST be handled as described in section [3.1.4.2](#).
- The participant MUST obtain the Via, as detailed in section [3.1.4.1](#). The participant SHOULD use a MaxViaSize.<11> If the Via is too long, a [Fault Record](#) MAY<12> be sent, and the session MUST be closed.
- If the participant cannot locate an endpoint that matches the Via, a Fault Record MAY<13> be sent, and the session MUST be closed.

3.1.4.6 Encoding Record

- If the record type the participant read from the protocol stream is not Known Encoding Record or Extensible Encoding Record, it MUST be handled as described in section [3.1.4.2](#).
- If the record type is Known Encoding Record, the participant MUST read the next octet, which contains the message encoding scheme.
- If the record type is Extensible Encoding Record, the participant MUST obtain the encoding scheme, as detailed in section [3.1.4.1](#). The participant SHOULD use a MaxContentTypeSize.<14> If the content type is too long, a Fault Record MAY<15> be sent, and the session MUST be closed.
- If the encoding is not supported, a Fault Record MAY<16> be sent, and the session MUST be closed.

3.1.4.7 Upgrade Request Record

- If the record type the participant read from the protocol stream is not [Upgrade Request Record](#), it MUST be handled as described in section [3.1.4.2](#).
- The participant MUST read the Upgrade Protocol, as detailed in section [3.1.4.1](#). The participant SHOULD use a MaxUpgradeProtocolSize.<17> If the upgrade name is too long, a [Fault Record](#) MAY<18> be sent, and the session MUST be closed.
- If the upgrade is not supported, a Fault Record MAY<19> be sent, and the session MUST be closed.
- If the upgrade is supported, the participant MUST send an [Upgrade Response Record](#), as described in section [2.2.3.6](#). The participant MUST invoke the upgrade handler identified by the upgrade protocol name in the Upgrade Request Record.

3.1.4.8 Upgrade Response Record

- If the record type the participant read from the protocol stream is not [Upgrade Response Record](#), it MUST be handled as described in section [3.1.4.2](#).
- If the upgrade is supported, the participant MUST invoke the appropriate upgrade handler. How the upgrade handler achieves the upgrade is outside the scope of this document.

3.1.4.9 Preamble End Record

- If the record type the participant read from the protocol stream is not [Preamble End Record](#), it MUST be handled as described in section [3.1.4.2](#).
- In the case of Singleton Unsize and Duplex modes, the participant MUST send a [Preamble Ack Record](#) as described in section [2.2.3.8](#).

3.1.4.10 Preamble Ack Record

If the record type the participant read from the protocol stream is not [Preamble Ack Record](#), it MUST be handled as described in section [3.1.4.2](#).

3.1.4.11 Sized Envelope Record

- If the record type the participant read from the protocol stream is not [Sized Envelope Record](#), it MUST be handled as follows:
 - If the record type is [End Record](#), the participant MUST notify the higher layer of the receipt of End Record and set Receive Allowed to FALSE.
 - If the record type is a [Fault Record](#), the session MUST be closed.
 - Otherwise, it MUST be handled as described in section [3.1.4.2](#).
- The participant MUST obtain the message as detailed in section [3.1.4.1](#). The participant SHOULD use a MaxEnvelopeSize.<20>

If the message is too large, a Fault Record MAY<21> be sent, and the session MUST be closed.

3.1.4.12 Unsize Envelope Record

- If the record type the participant read from the protocol stream is not [Unsize Envelope Record](#), it MUST be handled as described in section [3.1.4.2](#).
- The participant MUST then process the first chunk and any additional chunks, as described in section [3.1.4.1](#), until the Terminator marker (octet 0x00) is read. To achieve streaming, reading chunks SHOULD be correlated with consumption of chunks by the higher layer. The participant SHOULD use a MaxChunkSize.<22> If the chunk size is too large, a [Fault Record](#) MAY<23> be sent, and the session MUST be closed.

3.1.4.13 End Record

- If the record type the participant read from the protocol stream is not [End Record](#), it MUST be handled as described in section [3.1.4.2](#).
- The participant MUST set Receive Allowed to FALSE.

3.1.5 Message Processing Events and Sequencing Rules

This document assumes that the processing of received octets is deferred until initiated by a higher-layer triggered event or a required response in the protocol. All message processing events and sequencing rules are explained in the context of higher-layer triggered events.

3.1.6 Timer Events

None.

3.1.7 Other Local Events

3.1.7.1 Underlying Transport Session Is Closed

If at any point, the underlying network transport session is closed, the Protocol Stream is closed. The participant **MUST** discard any session-related state.

3.2 Initiator Details

3.2.1 Abstract Data Model

The details are covered in section [3.1.1](#).

3.2.2 Timers

None.

3.2.3 Initialization

The details are covered in section [3.1.3](#).

3.2.4 Higher-Layer Triggered Events

The operation of the initiator is driven by the following higher-layer triggered events.

3.2.4.1 Initialize Session

A new session state **MUST** be created, and session properties initialized as described in section [3.1.3](#).

3.2.4.2 Send Preamble

- The initiator **MUST** send the Preamble Message as described in section [2.2.6](#).
- In the case of Simplex mode, the initiator **MUST** send the Preamble End record as described in section [2.2.3.7](#).
- In the case of Singleton Unsized, and Duplex modes, the initiator **MUST** perform the following additional steps:
 - If an upgrade is required, send the Upgrade Request Record as described in section [2.2.3.5](#).
 - If an upgrade is sent, read the Upgrade Response Record as described in section [3.1.4.8](#).
 - Send the Preamble End Record as described in section [2.2.3.7](#).
 - Read the Preamble Ack Record as described in section [3.1.4.10](#).
- The initiator **MUST** set Send Allowed to TRUE.
- If the mode is Duplex, the initiator **MUST** set Receive Allowed to TRUE.

3.2.4.3 Send Message

If Send Allowed is set to FALSE, an error MUST be propagated to the higher layer, and no further processing done. Otherwise, the initiator MUST do the following based on the mode.

3.2.4.3.1 Singleton Unsize Mode

- The initiator MUST send an Unsize Envelope Record containing the message as described in section [2.2.4.3](#).
- The initiator MUST send an End Record as described in section [2.2.3.9](#).
- The initiator MUST set Send Allowed to FALSE.

3.2.4.3.2 Duplex or Simplex Mode

The initiator MUST send a Sized Envelope Record containing the message as described in section [2.2.4.1](#).

3.2.4.3.3 Singleton Sized Mode

The initiator MUST send the message and set Send Allowed to FALSE.

3.2.4.4 Receive Message

If Receive Allowed is set to FALSE, an error MUST be propagated to the higher layer and no further processing done. Otherwise, the initiator MUST read a Sized Envelope Record as described in section [3.1.4.11](#), and propagate the contained message to a higher layer.

3.2.4.5 Send End Record

If mode is not Duplex or Simplex, an error MUST be propagated to the higher layer and no further processing done. Otherwise, the initiator MUST send an End Record as described in section [2.2.3.9](#). The initiator MUST set Send Allowed to FALSE.

3.2.4.6 Session Close

The initiator MUST discard any session-related state and no further processing done.

3.2.5 Message Processing Events and Sequencing Rules

The details are covered in section [3.1.5](#).

3.2.6 Timer Events

None.

3.2.7 Other Local Events

The details are covered in section [3.1.7](#).

3.3 Receiver Details

3.3.1 Abstract Data Model

The details are covered in section [3.1.1](#).

3.3.2 Timers

None.

3.3.3 Initialization

The details are covered in section [3.1.3](#).

3.3.4 Higher-Layer Triggered Events

The operation of the receiver is driven by the following higher-layer triggered events.

3.3.4.1 Initialize Session

A new session state MUST be created and session properties initialized as described in section [3.1.3](#).

3.3.4.2 Receive Preamble

- The receiver MUST read the Version Record, as described in section [3.1.4.3](#).
- The receiver MUST read the Mode Record, as described in section [3.1.4.4](#).
- The receiver MUST read the Via Record, as described in section [3.1.4.5](#).
- The receiver MUST read the Encoding Record, as described in section [3.1.4.6](#).
- If the mode is Simplex, the receiver MUST read the Preamble End record as described in section [3.1.4.9](#).
- If the mode is Singleton Unsized, or Duplex, the receiver MUST perform these additional steps:
 - If an upgrade is required, read the Upgrade Request Record, as described in section [3.1.4.7](#).
 - Read the Preamble End Record, as described in section [3.1.4.9](#).
- The receiver MUST set Receive Allowed to TRUE.
- If the mode is Duplex, the receiver MUST set Send Allowed to TRUE.

3.3.4.3 Send Message

If Send Allowed is set to FALSE, an error MUST be propagated to the higher layer and no further processing done. Otherwise, the receiver MUST send a Sized Envelope Record containing the message as described in section [2.2.4.1](#).

3.3.4.4 Receive Message

If Receive Allowed is set to FALSE, an error MUST be propagated to the higher layer and no further processing done. Otherwise, the receiver MUST do the following based on the Mode.

3.3.4.4.1 Singleton Unsize Mode

- The receiver MUST read an Unsize Envelope Record as described in section [3.1.4.12](#), and propagate the contained message to a higher layer.
- The receiver MUST read an End Record as described in section [3.1.4.13](#).
- The receiver MUST set Receive Allowed to FALSE.

3.3.4.4.2 Duplex or Simplex Mode

The receiver MUST read a Sized Envelope Record as described in section [3.1.4.11](#), and propagate the contained message to a higher layer.

3.3.4.4.3 Singleton Sized Mode

The receiver MUST read the message and propagate it to a higher layer. The receiver MUST set Receive Allowed to FALSE.

3.3.4.5 Send End Record

If the mode is not Duplex, an error MUST be propagated to the higher layer and no further processing done. Otherwise, the receiver MUST send an End Record as described in section [2.2.3.9](#). The receiver MUST set Send Allowed to FALSE.

3.3.4.6 Session Close

The receiver MUST discard any session-related state and no further processing done.

3.3.5 Message Processing Events and Sequencing Rules

The details are covered in section [3.1.5](#).

3.3.6 Timer Events

None.

3.3.7 Other Local Events

The details are covered in section [3.1.7](#).

4 Protocol Examples

4.1 Duplex Mode

The protocol exchange involving a Duplex Mode session is illustrated in this section. The initiator first establishes a session with the receiver. The initiator then sends a message, and the receiver replies. Finally, the session is closed. The Protocol Configuration Object for this session has been configured as follows:

- Transport - The specifics of network transport are excluded from this example. The following packet captured demonstrates only the .NET Message Framing Protocol and message payload.
- Version - This exchange happened over Major Version 1 and Minor Version 0 of this protocol.
- Mode - Duplex mode was used.
- Via - The receiver was identified by the URI `net.tcp://SampleServer/SampleApp/`.
- Encoding - Binary Session Encoding was used to encode the messages.

4.1.1 Initiator Receiver: Preamble Message

Raw Message

```
00000030                                     00 01 ..
00000040 00 01 02 02 21 6E 65 74 2E 74 63 70 3A 2F 2F 53 ....!net.tcp://S
00000050 61 6D 70 6C 65 53 65 72 76 65 72 2F 53 61 6D 70 ampleServer/Samp
00000060 6C 65 41 70 70 2F 03 08                               leApp/..
```

Parsed Message

NMF: Preamble

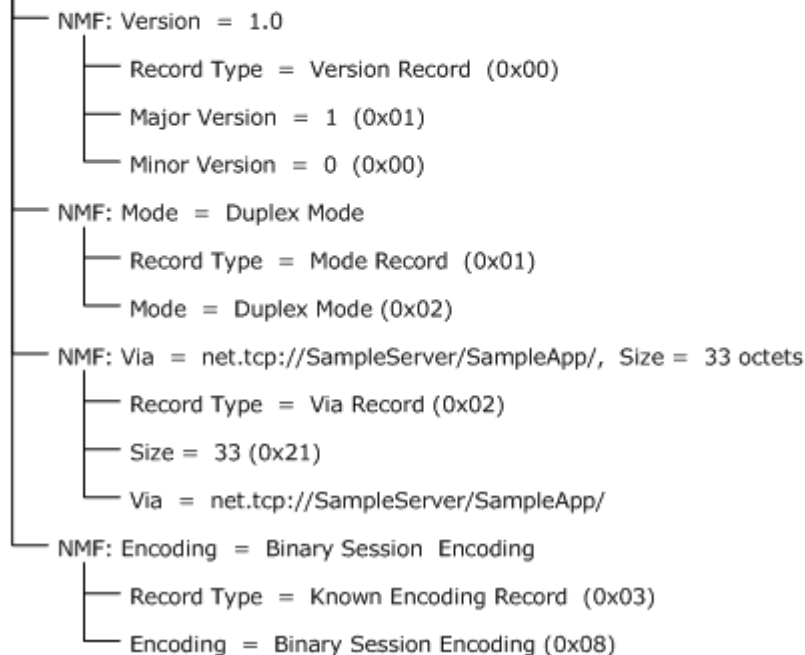


Figure 12: Initiator Receiver: Preamble Message

4.1.2 Initiator Receiver: Preamble End Message

Raw Message

```
00000030                                0C      .
```

Parsed Message

```
NMF: Preamble End
├── NMF: Record Type = Preamble End Record (0x0C)
```

Figure 13: Initiator Receiver: Preamble End Message

4.1.3 Receiver Initiator : Preamble Ack Message

Raw Message

```
00000030                                0B      .
```

Parsed Message

```
NMF: Preamble Ack Message
├── NMF: Record Type = Preamble Ack Record (0x0B)
```

Figure 14: Receiver Initiator : Preamble Ack Message

4.1.4 Initiator Receiver: Sized Envelope Message

Raw Message

```
00000030                                06 AA      ..
00000040 01 74 2A 68 74 74 70 3A 2F 2F 74 65 6D 70 75 72 .t*http://tempur
00000050 69 2E 6F 72 67 2F 49 4F 6E 65 57 61 79 43 6F 6E i.org/IOneWayCon
00000060 74 72 61 63 74 2F 45 78 65 63 75 74 65 21 6E 65 tract/Execute!ne
00000070 74 2E 74 63 70 3A 2F 2F 53 61 6D 70 6C 65 53 65 t.tcp://SampleSe
00000080 72 76 65 72 2F 53 61 6D 70 6C 65 41 70 70 2F 07 rver/SampleApp/.
00000090 45 78 65 63 75 74 65 13 68 74 74 70 3A 2F 2F 74 Execute.http://t
000000A0 65 6D 70 75 72 69 2E 6F 72 67 2F 0A 73 65 6E 64 empuri.org/.send
000000B0 53 74 72 69 6E 67 56 02 0B 01 73 04 0B 01 61 06 StringV...s...a.
000000C0 56 08 44 0A 1E 00 82 AB 01 44 0C 1E 00 82 AB 03 V.D.....D.....
000000D0 01 56 0E 42 05 0A 07 42 09 99 0D 54 65 73 74 20 .V.B...B...Test.
000000E0 6D 65 73 73 61 67 65 31 01 01 01      message1..
```

Parsed Message

```
NMF: Sized Envelope Message, Message Size = 170
├── NMF: Record Type = Sized Envelope Record (0x06)
├── NMF: Size = 170 (0xAA 0x01)
└── +NMF: Payload: Number of payload octets remaining = 170
```

Figure 15: Initiator Receiver: Sized Envelope Message

4.1.5 Receiver Initiator: Sized Envelope Message

Raw Message

```
00000030                                06 36                .6
00000040 00 56 02 0B 01 73 04 0B 01 61 06 56 08 44 0A 1E .V...s...a.V.D..
00000050 00 82 AB 01 44 0C 1E 00 82 AB 03 01 56 0E 42 05 ....D.....V.B.
00000060 0A 07 42 09 99 0D 54 65 73 74 20 6D 65 73 73 61 ..B...Test.messa
00000070 67 65 32 01 01 01                                ge2..
```

Parsed Message

```
NMF: Sized Envelope Message, Message Size = 54
├── NMF: Record Type = Sized Envelope Record (0x06)
├── NMF: Size = 54 (0x36)
└── +NMF: Payload: Number of payload octets remaining = 54
```

Figure 16: Receiver Initiator: Sized Envelope

4.1.6 Initiator Receiver: End Message

Raw Message

```
00000030                                07                .
```

Parsed Message

```
NMF: End Message
└── NMF: Record Type = End Record (0x07)
```

Figure 17: Initiator Receiver: End Message

4.1.7 Receiver Initiator: End Message

Raw Message

```
00000030                                07                .
```

Parsed Message

```
NMF: End Message
└── NMF: Record Type = End Record (0x07)
```

Figure 18: Receiver Initiator: End Message

5 Security

5.1 Security Considerations for Implementers

To minimize the risk of a denial-of-service (DOS) attack, it is recommended that an implementation of this protocol limit the size of variable-length records, including Via, Extensible Encoding, Upgrade Protocol, Sized Envelope, and Unsized Envelope Record chunks. Note that Via, Extensible Encoding, and Upgrade Protocol records are exchanged before a stream upgrade can supply transport level security. Therefore, particular care should be taken to bound these records to a reasonable size if security is not available.

5.2 Index of Security Parameters

None.

6 Appendix A: Product Behavior

This document specifies version-specific details in the Microsoft .NET Framework. For information about which versions of .NET Framework are available in each released Windows product or as supplemental software, see [.NET Framework](#).

The information in this specification is applicable to the following Microsoft products or supplemental software. References to product versions include released service packs:

- Microsoft .NET Framework 3.0
- Microsoft .NET Framework 3.5
- Microsoft .NET Framework 4.0
- Microsoft .NET Framework 4.5

Exceptions, if any, are noted below. If a service pack or Quick Fix Engineering (QFE) number appears with the product version, behavior changed in that service pack or QFE. The new behavior also applies to subsequent service packs of the product unless otherwise specified. If a product edition appears with the product version, behavior is different in that product edition.

Unless otherwise specified, any statement of optional behavior in this specification that is prescribed using the terms SHOULD or SHOULD NOT implies product behavior in accordance with the SHOULD or SHOULD NOT prescription. Unless otherwise specified, the term MAY implies that the product does not follow the prescription.

[<1> Section 1.3](#): The Windows implementation of this protocol is exercised through the use of the following Windows Communication Framework bindings [\[MSDN-WCF\]](#).

1. NetTcpBinding [\[MSDN-NETTcp\]](#) - If the TransferMode property on the binding is set to Buffered, the mode is set to Duplex. Otherwise, the mode is set to Singleton Unsized. If the Security.Transport.ClientCredentialType property on the binding is set to Certificate, the "SSL/TLS" upgrade protocol is used. Otherwise, if it is set to Windows, the "Negotiate" upgrade protocol is used.
2. NetNamedPipeBinding [\[MSDN-NETNamedPipe\]](#) - If the TransferMode property on the binding is set to Buffered, the mode is set to Duplex. Otherwise, the mode is set to Singleton Unsized. If the Security.Mode property on the binding is set to Transport, the "Negotiate" upgrade protocol is used.
3. NetMsmqBinding [\[MSDN-NETMsmq\]](#) - If a TransactionScope is being used, the mode is set to Simplex. Otherwise, the mode is set to Singleton Sized. If the Security.Transport.MsmqAuthenticationMode property on the binding is set to Certificate, the "SSL/TLS" upgrade protocol is used. Otherwise, if it is set to WindowsDomain, the "Negotiate" upgrade protocol is used.

The Windows implementation of this protocol is also exercised through a custom Windows Communication Framework binding that uses the TcpTransportBindingElement [\[MSDN-NETTcpBE\]](#) or the NamedPipeTransportBindingElement [\[MSDN-NETNamedPipeBE\]](#), or the MsmqTransportBindingElement [\[MSDN-NETMsmqBE\]](#).

The Windows implementation of this protocol is also exercised through the use of the following Windows Web Services API channel binding [\[MSDN-WSCHBIND\]](#):

- WS_TCP_CHANNEL_BINDING - If channel binding is set to WS_TCP_CHANNEL_BINDING, the mode is always set to Duplex. If channel security binding [\[MSDN-WSECBIND\]](#) is set to

WS_TCP_SSPI_TRANSPORT_SECURITY_BINDING [\[MSDN-WSTCPSSPI\]](#), the "Negotiate" upgrade protocol is used.

<2> [Section 2.2.2:](#) The Windows implementation of the protocol that is exercised by Windows Communication Foundation will not allow record sizes larger than 0x7fffffff octets.

<3> [Section 2.2.3.1:](#) The Windows implementation of this protocol that is exercised by Windows Communication Foundation does not validate the value of the minor version when the value of the major version is 0x01.

<4> [Section 2.2.3.4.1:](#) The Windows implementation of this protocol that is exercised by both Windows Communication Framework and Windows Web Services API supports all the known encoding schemes.

<5> [Section 2.2.3.4.2:](#) The .NET Framework 4.5 implementations of this protocol that are exercised by Windows Communication Foundation use the Extensible Encoding Record to indicate the MIME content type for binary message encoding compression (see [\[MSDN-BinaryMsgEncdngBindElmnt\]](#)).

<6> [Section 2.2.3.5:](#) The Windows implementation of this protocol that is exercised by Windows Communication Framework supports only the SSL/TLS and Negotiate upgrade protocols.

The Windows implementation of this protocol that is exercised by Windows Web Services API supports only the Negotiate upgrade protocol.

<7> [Section 2.2.5:](#) The Windows implementation of this protocol that is exercised by Windows Communication Framework supports the following set of faults: ContentTypeInvalid, ContentTypeTooLong, ConnectionDispatchFailed, EndpointNotFound, EndpointUnavailable, MaxMessageSizeExceededFault, ServerTooBusy, ServiceActivationFailed, UnsupportedMode, UnsupportedVersion, UpgradeInvalid, and ViaTooLong.

The Windows implementation of this protocol that is exercised by Windows Web Services API supports the following set of faults: ContentTypeInvalid, EndpointNotFound, MaxMessageSizeExceededFault, UnsupportedMode, and UpgradeInvalid.

<8> [Section 3.1.4.1:](#) The Windows implementation of this protocol that is exercised by both Windows Communication Framework and Windows Web Services API does not send a [Fault Record](#) if the size of a variable-sized record is 0.

<9> [Section 3.1.4.3:](#) The Windows implementation of this protocol that is exercised by Windows Communication Framework sends a [Fault Record](#) (UnsupportedVersion) if an incorrect version is specified in the received [Version Record](#).

The Windows implementation of this protocol that is exercised by Windows Web Services API does not send a Fault Record if an incorrect version is specified in the received Version Record.

<10> [Section 3.1.4.4:](#) The Windows implementation of this protocol that is exercised by both Windows Communication Framework and Windows Web Services API sends a [Fault Record](#) (UnsupportedMode) if an incorrect mode is specified in the received [Mode Record](#).

<11> [Section 3.1.4.5:](#) The Windows implementation of this protocol that is exercised by both Windows Communication Framework and Windows Web Services API defines a MaxViaSize of 2,048 bytes.

<12> [Section 3.1.4.5:](#) The Windows implementation of this protocol that is exercised by both Windows Communication Framework and Windows Web Services API does not send a [Fault Record](#) if the size of Via in the received [Via Record](#) exceeds MaxViaSize.

<13> [Section 3.1.4.5](#): The Windows implementation of this protocol that is exercised by both Windows Communication Framework and Windows Web Services API sends a [Fault Record](#) (EndpointNotFound) if the endpoint cannot be located for the specified Via in the received [Via Record](#).

The Windows implementation of this protocol that is exercised by Windows Communication Framework sends a Via with a scheme component that is equal to "net.tcp" if exercised with NetTcpBinding (see [\[MSDN-NETTcp\]](#)) or TcpTransportBindingElement (see [\[MSDN-NETTcpBE\]](#)); and a Via with a scheme component that is equal to "net.msmsg" if exercised with NetMsmsgBinding (see [\[MSDN-NETMsmsg\]](#)) or MsmsgTransportBindingElement (see [\[MSDN-NETMsmsgBE\]](#)).

A Via that has a scheme equal to "net.tcp" or "net.msmsg" uses the following constructions: the URI reference is absolute, the URI contains a hierarchical part, the hierarchical part contains a network path, the authority is a server, and the server does not include user information.

The Windows implementation of this protocol that is exercised by Windows Web Services API sends a Via with a scheme component equal to "net.tcp" if exercised with WS_TCP_CHANNEL_BINDING [\[MSDN-WSCHBIND\]](#). A Via with a scheme equal to "net.tcp" uses the following constructions: the URI reference is absolute, the URI contains a hierarchical part, the hierarchical part contains a network path, the authority is a server, and the server does not include user information.

The Windows implementation of this protocol that is exercised by both Windows Communication Framework and Windows Web Services API supports attempting to locate an endpoint for a specified Via with a scheme component that is equal to "net.tcp" when the transport session (as described in section 1.5) that is carrying the protocol stream is a TCP connection (as defined in [\[RFC793\]](#)) whose destination address is equal to the authority of the Via; however, an authority that does not designate a port is equivalent to an authority that uses port 808.

The Windows implementation of this protocol that is exercised by Windows Communication Framework supports attempting to locate an endpoint for a specified Via with a scheme component equal to "net.msmsg" when the initiator is Microsoft Message Queuing, as specified in [\[MS-MQMQ\]](#), whose queue path name computer is equal to the authority of the Via and the remainder of whose queue path name is equal to the absolute path of the Via, except that the first path segment in the Via of a private queue is "private" rather than "private\$".

<14> [Section 3.1.4.6](#): The Windows implementation of this protocol that is exercised by both Windows Communication Framework and Windows Web Services API defines a MaxContentTypeSize of 256 bytes.

<15> [Section 3.1.4.6](#): The Windows implementation of this protocol that is exercised by both Windows Communication Framework and Windows Web Services API does not send a Fault Record if the size of the extensible encoding in the received Extensible Encoding Record exceeds MaxContentTypeSize.

<16> [Section 3.1.4.6](#): The Windows implementation of this protocol that is exercised by both Windows Communication Framework and Windows Web Services API sends a Fault Record (ContentTypeInvalid) if an unsupported content type is specified in the received Encoding Record.

<17> [Section 3.1.4.7](#): The Windows implementation of this protocol exercised by both Windows Communication Framework and Windows Web Services API defines a MaxUpgradeProtocolSize of 256 bytes.

<18> [Section 3.1.4.7](#): The Windows implementation of this protocol exercised by both Windows Communication Framework and Windows Web Services API does not send a [Fault Record](#) if the size of an upgrade protocol name in the received [Upgrade Request Record](#) exceeds MaxUpgradeProtocolSize.

<19> [Section 3.1.4.7](#): The Windows implementation of this protocol exercised by both Windows Communication Framework and Windows Web Services API sends a [Fault Record](#) (UpgradeInvalid) if an unsupported upgrade protocol name is specified in an [Upgrade Request Record](#).

<20> [Section 3.1.4.11](#): The Windows implementation of this protocol that is exercised by both Windows Communication Framework and Windows Web Services uses a MaxEnvelopeSize as configured externally.

<21> [Section 3.1.4.11](#): The Windows implementation of this protocol that is exercised by both Windows Communication Framework and Windows Web Services API sends a [Fault Record](#) (MaxMessageSizeExceededFault) if the size of the received [Sized Envelope Record](#) exceeds MaxEnvelopeSize but is not greater than 0xffffffff. No [Fault Record](#) is sent if the size of the received [Sized Envelope Record](#) exceeds 0xffffffff.

<22> [Section 3.1.4.12](#): The Windows implementation of this protocol that is exercised by Windows Communication Framework defines a MaxChunkSize of 0xffffffffa.

<23> [Section 3.1.4.12](#): The Windows implementation of this protocol that is exercised by Windows Communication Framework does not send a [Fault Record](#) if the size of a chunk in the received [Unsize Envelope Record](#) exceeds MaxChunkSize.

7 Change Tracking

No table of changes is available. The document is either new or has had no changes since its last release.

8 Index

A

Abstract data model
 initiator ([section 3.1.1](#) 26, [section 3.2.1](#) 38)
 receiver ([section 3.1.1](#) 26, [section 3.3.1](#) 40)
[Applicability](#) 13

C

[Capability negotiation](#) 13
[Change tracking](#) 50
[Closed transport session - underlying](#) 38
Communication modes
 [message chunking](#) 12
 [message property scope](#) 12
 [message traffic flow](#) 12
 [overview](#) 12
 [protocol receiver mode](#) 12

D

Data model - abstract
 initiator ([section 3.1.1](#) 26, [section 3.2.1](#) 38)
 receiver ([section 3.1.1](#) 26, [section 3.3.1](#) 40)
[Data Chunk packet](#) 23
[Duplex Mode example](#) 42

E

[Encoding Record type](#) 36
[End Record type](#) 37
[End Record packet](#) 22
[Envelope Encoding Record](#) 18
[Envelope records](#) 22
Examples
 [Duplex Mode](#) 42
 Initiator Receiver
 [End Message](#) 44
 [Preamble End Message](#) 43
 [Preamble Message](#) 42
 [Sized Envelope Message](#) 43
 Receiver Initiator
 [End Message](#) 44
 [Preamble Ack Message](#) 43
 [Sized Envelope Message](#) 44
[Extensible Encoding Record packet](#) 19

F

[Fault Records packet](#) 24
[Fields - vendor-extensible](#) 14

G

[Glossary](#) 7
[Grammar](#) 32

H

[Handling receipt of an unexpected record type](#) 35
Higher-layer triggered events
 initiator
 [end record - send](#) 39
 message
 [receive](#) 39
 [send](#) 39
 overview ([section 3.1.4](#) 34, [section 3.2.4](#) 38)
 [preamble - send](#) 38
 session
 [closed](#) 39
 [initialized](#) 38
 receiver
 [end record - send](#) 41
 message
 [receive](#) 40
 [send](#) 40
 overview ([section 3.1.4](#) 34, [section 3.3.4](#) 40)
 [preamble - receive](#) 40
 session
 [closed](#) 41
 [initialized](#) 40

I

[Implementer - security considerations](#) 45
[Index of security parameters](#) 45
[Informative references](#) 9
Initialization
 initiator ([section 3.1.3](#) 34, [section 3.2.3](#) 38)
 receiver ([section 3.1.3](#) 34, [section 3.3.3](#) 40)
Initiator
 abstract data model ([section 3.1.1](#) 26, [section 3.2.1](#) 38)
 higher-layer triggered events
 [end record - send](#) 39
 message
 [receive](#) 39
 [send](#) 39
 overview ([section 3.1.4](#) 34, [section 3.2.4](#) 38)
 [preamble - send](#) 38
 session
 [closed](#) 39
 [initialized](#) 38
 initialization ([section 3.1.3](#) 34, [section 3.2.3](#) 38)
 local events ([section 3.1.7](#) 38, [section 3.2.7](#) 39)
 message processing ([section 3.1.5](#) 37, [section 3.2.5](#) 39)
 sequencing rules ([section 3.1.5](#) 37, [section 3.2.5](#) 39)
 timer events ([section 3.1.6](#) 38, [section 3.2.6](#) 39)
 timers ([section 3.1.2](#) 34, [section 3.2.2](#) 38)
Initiator Receiver
 [End Message example](#) 44
 [Preamble End Message example](#) 43
 [Preamble Message example](#) 42
 [Sized Envelope Message example](#) 43
[Initiator-receiver interactions](#) 26
[Interactions - initiator-receiver](#) 26

[Introduction](#) 7

K

[Known Encoding Record packet](#) 18

L

[Large message exchange scenario](#) 11

Local events

initiator ([section 3.1.7](#) 38, [section 3.2.7](#) 39)

receiver ([section 3.1.7](#) 38, [section 3.3.7](#) 41)

M

Message exchange scenario

[large](#) 11

[multiple bidirectional](#) 11

[offline](#) 11

Message processing

initiator ([section 3.1.5](#) 37, [section 3.2.5](#) 39)

receiver ([section 3.1.5](#) 37, [section 3.3.5](#) 41)

Messages

[chunking](#) 12

[envelope records](#) 22

[property records](#) 16

[property scope](#) 12

[record size encoding](#) 15

[record types](#) 15

[traffic flow](#) 12

[transport](#) 15

[Mode Record type](#) 35

[Mode Record packet](#) 17

[Multiple bidirectional message exchange scenario](#)

11

N

[Normative references](#) 8

O

[Offline message exchange scenario](#) 11

[Overview \(synopsis\)](#) 9

P

[Parameter index - security](#) 45

[Preamble Ack Record type](#) 37

[Preamble End Record type](#) 37

[Preamble Ack Record packet](#) 21

[Preamble End Record packet](#) 21

[Preamble Message packet](#) 25

[Preconditions](#) 13

[Prerequisites](#) 13

[Product behavior](#) 46

[Property records](#) 16

[Protocol receiver mode](#) 12

[Protocol upgrades](#) 13

R

[Reading variable-sized records](#) 35

[Receipt of an unexpected record type - handling](#) 35

Receiver

abstract data model ([section 3.1.1](#) 26, [section 3.3.1](#) 40)

higher-layer triggered events

[end record - send](#) 41

message

[receive](#) 40

[send](#) 40

overview ([section 3.1.4](#) 34, [section 3.3.4](#) 40)

[preamble - receive](#) 40

session

[closed](#) 41

[initialized](#) 40

initialization ([section 3.1.3](#) 34, [section 3.3.3](#) 40)

local events ([section 3.1.7](#) 38, [section 3.3.7](#) 41)

message processing ([section 3.1.5](#) 37, [section 3.3.5](#) 41)

sequencing rules ([section 3.1.5](#) 37, [section 3.3.5](#) 41)

timer events ([section 3.1.6](#) 38, [section 3.3.6](#) 41)

timers ([section 3.1.2](#) 34, [section 3.3.2](#) 40)

Receiver Initiator

[End Message example](#) 44

[Preamble Ack Message example](#) 43

[Sized Envelope Message example](#) 44

Records

[Encoding Record type](#) 36

[End Record type](#) 37

[envelope](#) 22

[handling receipt of an unexpected type](#) 35

[Mode Record type](#) 35

[Preamble Ack Record type](#) 37

[Preamble End Record type](#) 37

[property](#) 16

[reading variable-sized](#) 35

[size encoding](#) 15

[Sized Envelope Record type](#) 37

[types](#) 15

[Unsize Envelope Record type](#) 37

[Upgrade Request Record type](#) 36

[Upgrade Response Record type](#) 36

[Version Record type](#) 35

[Via Record type](#) 36

References

[informative](#) 9

[normative](#) 8

[Relationship to other protocols](#) 13

S

Scenarios

[large message exchange](#) 11

message exchange

[large](#) 11

[multiple bidirectional](#) 11

[offline](#) 11

[multiple bidirectional message exchange](#) 11

[offline message exchange](#) 11

[overview](#) 10

Security

[implementer considerations](#) 45
[parameter index](#) 45

[Via Record packet](#) 18

Sequencing rules

initiator ([section 3.1.5](#) 37, [section 3.2.5](#) 39)
receiver ([section 3.1.5](#) 37, [section 3.3.5](#) 41)

[Sized Envelope Record type](#) 37

[Sized Envelope Record packet](#) 22

[Standards assignments](#) 14

T

Timer events

initiator ([section 3.1.6](#) 38, [section 3.2.6](#) 39)
receiver ([section 3.1.6](#) 38, [section 3.3.6](#) 41)

Timers

initiator ([section 3.1.2](#) 34, [section 3.2.2](#) 38)
receiver ([section 3.1.2](#) 34, [section 3.3.2](#) 40)

[Tracking changes](#) 50

[Transport](#) 15

[Transport session - underlying - closed](#) 38

Triggered events - higher-layer

initiator

[end record - send](#) 39

message

[receive](#) 39

[send](#) 39

overview ([section 3.1.4](#) 34, [section 3.2.4](#) 38)

[preamble - send](#) 38

session

[closed](#) 39

[initialized](#) 38

receiver

[end record - send](#) 41

message

[receive](#) 40

[send](#) 40

overview ([section 3.1.4](#) 34, [section 3.3.4](#) 40)

[preamble - receive](#) 40

session

[closed](#) 41

[initialized](#) 40

U

[Underlying transport session is closed](#) 38

[Unexpected record type - handling receipt](#) 35

[Unsize Envelope Record type](#) 37

[Unsize Envelope Record packet](#) 23

[Upgrade Request Record type](#) 36

[Upgrade Response Record type](#) 36

[Upgrade Request Record packet](#) 20

[Upgrade Response Record packet](#) 21

[Upgrades](#) 13

V

[Variable-sized records - reading](#) 35

[Vendor-extensible fields](#) 14

[Version Record type](#) 35

[Version Record packet](#) 17

[Versioning](#) 13

[Via Record type](#) 36